

PIRELLI Riviera di Rimini Round, 6 - 8 July 2018

World Supersport 300 - Biographical Entry List

Misano Circuit Sic 58 4.226 m

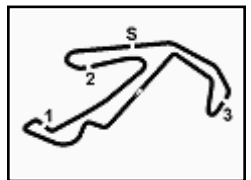
No.	Rider (Abbreviation)	Nat	Bike	Wins	Podiums	Pole	Races	Tyres
Age	Date of Birth	Place of Birth	Team	2018	2018	2018	2018	
1	2 CARRASCO Ana (Car)	ESP	Kawasaki Ninja 400 DS Junior Team	3	3	2	14	Pirelli
	21 10/03/1997	Murcia		2	2	2	5	
2	3 TOPARIS Tom (Top)	AUS	Kawasaki Ninja 400 Motoport Kawasaki				1	Pirelli
	18 17/05/2000	Goulburn					1	
3	5 VOS Ryan (Vos)	NED	KTM RC 390 R KTM Fortron Racing Team				5	Pirelli
	18 02/03/2000	Oss					5	
4	7 SETTIMO Nicola (Set)	ITA	Honda CBR500R Scuderia Maranga Racing				13	Pirelli
	17 01/11/2000	Camposampietro					5	
5	8 PEREZ Mika (Per)	ESP	Kawasaki Ninja 400 Kawasaki ParkinGO Team	2	4	4	13	Pirelli
	18 05/10/1999	Altea			1	2	4	
6	12 RUSMIPUTRO Ali Adriansyah (Rus)	INA	Yamaha YZF-R3 Pertamina Almeria BCD by MS Racing				14	Pirelli
	24 29/09/1993	Jakarta					5	
7	13 IOZZO Dino (Ioz)	RSA	Honda CBR500R Racedays				5	Pirelli
	17 16/04/2001	Johannesburg					5	
8	14 DE LA VEGA Enzo (Del)	FRA	Kawasaki Ninja 400 GP Project Team				14	Pirelli
	18 27/08/1999	Cagnes Sur-Mer					5	
9	15 VAN STRAALLEN Glenn (vSt)	NED	KTM RC 390 R KTM Fortron Racing Team		2		6	Pirelli
	17 30/09/2000	Hoogkarspel			1		5	
10	17 MEUFFELS Koen (Meu)	NED	KTM RC 390 R KTM Fortron Junior Team	1	1		5	Pirelli
	23 17/09/1994	Someren		1	1		5	
11	19 BERNARDI Luca (Ber)	ITA	Yamaha YZF-R3 Team Trasimeno				7	Pirelli
	16 29/08/2001	San Marino					5	
12	20 LOUREIRO Dorren (Lou)	RSA	Kawasaki Ninja 400 DS Junior Team			1	14	Pirelli
	19 21/06/1999	Johannesburg			1		5	
13	21 SANCHEZ Borja (San)	ESP	Kawasaki Ninja 400 ETG Racing		3	1	14	Pirelli
	18 21/01/2000	La Coruña			3		5	
14	22 KALININ Nick (KaN)	UKR	Kawasaki Ninja 400 GP Project Team		1		13	Pirelli
	19 22/02/1999	Odessa					4	
15	27 ROVELLI Filippo (Rov)	ITA	Kawasaki Ninja 400 Kawasaki ParkinGO Team				14	Pirelli
	17 02/02/2001	Gallarate					5	
16	28 KOOPMAN Dennis (Koo)	NED	Yamaha YZF-R3 GRT Yamaha WorldSSP300 Team				5	Pirelli
	21 16/04/1997	Zwolle					5	
17	30 BLIN Daniel (Bli)	POL	Yamaha YZF-R3 Team Toth - Yart				4	Pirelli
	16 11/10/2001	Torun					3	
18	33 VALLE Daniel (Val)	ESP	Yamaha YZF-R3 BCD Yamaha MS Racing		1		14	Pirelli
	18 29/09/1999	Madrid					5	
19**	39 BONOLI Omar (Bon)	ITA	Yamaha YZF-R3 Team Trasimeno				1	Pirelli
	16 28/03/2002	Lugo di Romagna						
20	41 JÄHNIG Jan-Ole (Jäh)	GER	KTM RC 390 R Freudenberg KTM Junior Team				6	Pirelli
	17 09/03/2001	Altenburg					5	
21	43 GRUNWALD Luca (Gru)	GER	KTM RC 390 R Freudenberg KTM WorldSSP Team	1	1		5	Pirelli
	23 10/11/1994	Muhldorf Am Inn		1	1		5	
22	44 LOCHOFF Samuel Aaron (Loc)	RSA	Kawasaki Ninja 400 Samurai-YART Racing				6	Pirelli
	16 07/05/2002	Cape Town					5	
23*	48 BRIANTI Thomas (Bri)	ITA	KTM RC 390 R Team Runner Bike					Pirelli
	15 26/03/2003	Parma						
24**	51 BASTIANELLI Manuel (Bas)	ITA	Kawasaki Ninja 400 PRODINA IRCOS Team				10	Pirelli
	18 15/05/2000	Rome					1	
25	54 FULIGNI Filippo (Ful)	ITA	Yamaha YZF-R3 GRT Yamaha WorldSSP300 Team				5	Pirelli
	19 11/01/1999	Bologna					5	
26	55 HENDRA PRATAMA Galang (Hen)	INA	Yamaha YZF-R3 BIBLION YAMAHA MOTOXRACING	2	2	1	7	Pirelli
	19 10/03/1999	Yogyakarta		1	1	1	5	
27	58 FINOCCHIARO Trystan (Fin)	GBR	Honda CBR500R Scuderia Maranga Racing				9	Pirelli
	19 27/10/1998	Leicester					5	
28	62 SCHULTZ Jared (Scz)	RSA	Yamaha YZF-R3 Team Trasimeno					Pirelli
	18 28/03/2000	Western Cape						
29	64 DE CANCELLIS Hugo (DeC)	FRA	Yamaha YZF-R3 Team Toth - Yart				4	Pirelli
	16 05/09/2001	Avignon					4	
30	65 FACCO Jacopo (Fac)	ITA	Yamaha YZF-R3 BIBLION YAMAHA MOTOXRACING				8	Pirelli
	18 10/02/2000	Monselice						
31	69 HERRERA Maria (Her)	ESP	Yamaha YZF-R3 BCD Yamaha MS Racing				5	Pirelli
	21 26/08/1996	Toledo					5	
32	71 EDWARDS Tom (Edw)	AUS	Kawasaki Ninja 400 Nutec - Benjan - Kawasaki				6	Pirelli
	16 09/07/2001	Wellington					5	
33	78 FORAY Joseph (For)	FRA	Kawasaki Ninja 400 ETG Racing				5	Pirelli
	20 26/06/1998	Le Chesnay					5	
34	79 ALONSO Tomas (Alo)	POR	Yamaha YZF-R3 Samurai-YART Racing				5	Pirelli
	15 07/09/2002	Loures					5	
35	81 GONZALEZ Manuel (Gon)	ESP	Yamaha YZF-R3 Pertamina Almeria BCD Junior Team by MS				6	Pirelli
	15 04/08/2002	Madrid					5	
36*	85 SABATUCCI Kevin (Sab)	ITA	Yamaha YZF-R3 PROGP Racing		1		1	Pirelli
	19 07/04/1999	Ascoli Piceno			1		1	
37	93 KHAN Walid (Kha)	NED	Kawasaki Ninja 400 Nutec - Benjan - Kawasaki		1		5	Pirelli
	18 13/12/1999	Assen			1		5	
38	95 DEROUÉ Scott (Der)	NED	Kawasaki Ninja 400 Motoport Kawasaki	2	6	1	14	Pirelli
	22 23/12/1995	Nijkerkerveen			2		5	
39	96 PRATNA Imanuel Putra (Pra)	INA	Yamaha YZF-R3 TERRA E MOTO				5	Pirelli
	21 05/09/1996	Jakarta					5	
40	97 KAPPLER Maximilian (Kap)	GER	KTM RC 390 R Freudenberg KTM WorldSSP Team				6	Pirelli
	20 01/10/1997	Lichtenstein					5	

06/07/2018 * = Wild Card ** = One Event

These data/results cannot be reproduced, stored and/or transmitted in whole or in part by any manner of electronic, mechanical, photocopying, recording, broadcasting or otherwise now known or herein after developed without the previous express consent by the copyright owner, except for reproduction in daily press and regular printed publications on sale to the public within 60 days of the event related to those data/results and always provided that copyright symbol appears together as follows below.

© DORNA WSBK ORGANIZATION Srl 2018





PIRELLI Riviera di Rimini Round, 6 - 8 July 2018

World Supersport 300 - Results Free Practice 1st Session

Misano Circuit Sic 58 4.226 m
1 / 2

No.	Rider	Nat	Team	Bike	Time	Gap	Rel.	Laps	Speed	
									Avg	Max
1	55 G. HENDRA PRATAMA	INA	BIBLION YAMAHA MOTOXRACING	Yamaha YZF-R3	1'51.217			11	136,792	174,5
2	95 S. DEROUÉ	NED	Motoport Kawasaki	Kawasaki Ninja 400	1'51.623	0.406	0.406	14	136,294	177,3
3	17 K. MEUFFELS	NED	KTM Fortron Junior Team	KTM RC 390 R	1'51.716	0.499	0.093	16	136,181	178,2
4	81 M. GONZALEZ	ESP	Pertamina Almeria BCD Junior Team by MS	Yamaha YZF-R3	1'51.850	0.633	0.134	14	136,018	175,3
5	48 T. BRIANTI	ITA	Team Runner Bike	KTM RC 390 R	1'51.871	0.654	0.021	14	135,992	175,6
6	33 D. VALLE	ESP	BCD Yamaha MS Racing	Yamaha YZF-R3	1'51.885	0.668	0.014	14	135,975	176,2
7	85 K. SABATUCCI	ITA	PROGP Racing	Yamaha YZF-R3	1'51.913	0.696	0.028	15	135,941	178,5
8	39 O. BONOLI	ITA	Team Trasimeno	Yamaha YZF-R3	1'51.932	0.715	0.019	15	135,918	174,8
9	19 L. BERNARDI	ITA	Team Trasimeno	Yamaha YZF-R3	1'51.976	0.759	0.044	15	135,865	176,5
10	20 D. LOUREIRO	RSA	DS Junior Team	Kawasaki Ninja 400	1'52.010	0.793	0.034	13	135,824	179,7
11	41 J. JÄHNIG	GER	Freudenberg KTM Junior Team	KTM RC 390 R	1'52.166	0.949	0.156	15	135,635	180,6
12	96 I. PRATNA	INA	TERRA E MOTO	Yamaha YZF-R3	1'52.359	1.142	0.193	15	135,402	177,9
13	69 M. HERRERA	ESP	BCD Yamaha MS Racing	Yamaha YZF-R3	1'52.378	1.161	0.019	14	135,379	176,5
14	43 L. GRUNWALD	GER	Freudenberg KTM WorldSSP Team	KTM RC 390 R	1'52.393	1.176	0.015	15	135,361	179,7
15	22 N. KALININ	UKR	GP Project Team	Kawasaki Ninja 400	1'52.416	1.199	0.023	16	135,333	178,5
16	51 M. BASTIANELLI	ITA	PRODINA IRCOS Team	Kawasaki Ninja 400	1'52.438	1.221	0.022	12	135,307	174,8
17	8 M. PEREZ	ESP	Kawasaki ParkinGO Team	Kawasaki Ninja 400	1'52.523	1.306	0.085	14	135,204	180,9
18	14 E. DE LA VEGA	FRA	GP Project Team	Kawasaki Ninja 400	1'52.526	1.309	0.003	16	135,201	176,2
19	21 B. SANCHEZ	ESP	ETG Racing	Kawasaki Ninja 400	1'52.638	1.421	0.112	16	135,066	182,7
20	54 F. FULIGNI	ITA	GRT Yamaha WorldSSP300 Team	Yamaha YZF-R3	1'52.662	1.445	0.024	16	135,038	175,6
21	27 F. ROVELLI	ITA	Kawasaki ParkinGO Team	Kawasaki Ninja 400	1'52.757	1.540	0.095	15	134,924	172,8
22	65 J. FACCO	ITA	BIBLION YAMAHA MOTOXRACING	Yamaha YZF-R3	1'52.813	1.596	0.056	14	134,857	172,5
23	2 A. CARRASCO	ESP	DS Junior Team	Kawasaki Ninja 400	1'52.819	1.602	0.006	12	134,850	174,2
24	12 A. RUSMIPUTRO	INA	Pertamina Almeria BCD by MS Racing	Yamaha YZF-R3	1'53.083	1.866	0.264	16	134,535	176,2
25	64 H. DE CANCELLIS	FRA	Team Toth - Yart	Yamaha YZF-R3	1'53.238	2.021	0.155	15	134,351	174,8
26	15 G. VAN STRAALLEN	NED	KTM Fortron Racing Team	KTM RC 390 R	1'53.273	2.056	0.035	15	134,309	176,8
27	30 D. BLIN	POL	Team Toth - Yart	Yamaha YZF-R3	1'53.530	2.313	0.257	16	134,005	176,8
28	3 T. TOPARIS	AUS	Motoport Kawasaki	Kawasaki Ninja 400	1'53.709	2.492	0.179	14	133,794	177,0
29	93 W. KHAN	NED	Nutec - Benjan - Kawasaki	Kawasaki Ninja 400	1'54.038	2.821	0.329	11	133,408	176,5
30	97 M. KAPPLER	GER	Freudenberg KTM WorldSSP Team	KTM RC 390 R	1'54.100	2.883	0.062	16	133,336	176,2
31	79 T. ALONSO	POR	Samurai-YART Racing	Yamaha YZF-R3	1'54.263	3.046	0.163	8	133,145	175,3
32	28 D. KOOPMAN	NED	GRT Yamaha WorldSSP300 Team	Yamaha YZF-R3	1'54.729	3.512	0.466	16	132,605	172,2
33	13 D. IOZZO	RSA	Racedays	Honda CBR500R	1'54.864	3.647	0.135	15	132,449	172,0
34	44 S. LOCHOFF	RSA	Samurai-YART Racing	Kawasaki Ninja 400	1'54.973	3.756	0.109	16	132,323	174,2
35	7 N. SETTIMO	ITA	Scuderia Maranga Racing	Honda CBR500R	1'55.050	3.833	0.077	16	132,235	173,1
36	71 T. EDWARDS	AUS	Nutec - Benjan - Kawasaki	Kawasaki Ninja 400	1'55.358	4.141	0.308	7	131,882	174,8
37	58 T. FINOCCHIARO	GBR	Scuderia Maranga Racing	Honda CBR500R	1'55.977	4.760	0.619	14	131,178	172,2
38	78 J. FORAY	FRA	ETG Racing	Kawasaki Ninja 400	1'56.250	5.033	0.273	6	130,870	170,6
39	5 R. VOS	NED	KTM Fortron Racing Team	KTM RC 390 R	1'56.854	5.637	0.604	15	130,193	174,2
40	62 J. SCHULTZ	RSA	Team Trasimeno	Yamaha YZF-R3	1'57.814	6.597	0.960	14	129,132	168,5

Qualifying Lap Time (107% of 1'51.217): 1'59.003

AIR	Humidity:	64%	Temp:	27°C
TRACK	Condition:	Dry	Temp:	37°C

Records	Pole (SP2)	2017 M.Perez	1'52.490	135,240	Km/h
	Race (RC)	2017 A.Pontone	1'53.397	134,160	Km/h
	Circuit (SP2)	2017 M.Perez	1'52.490	135,240	Km/h

Start 06/07/2018 11:45 End 12:17 The results are provisional until the end of the time limit for protests and appeals and the completion of the technical checks.

These data/results cannot be reproduced, stored and/or transmitted in whole or in part by any manner of electronic, mechanical, photocopying, recording, broadcasting or otherwise now known or herein after developed without the previous express consent by the copyright owner, except for reproduction in daily press and regular printed publications on sale to the public within 60 days of the event related to those data/results and always provided that copyright symbol appears together as follows below.

© DORNA WSBK ORGANIZATION Srl 2018



Official Fuel Supplier

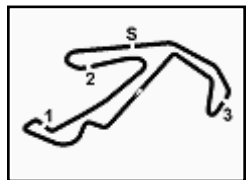


PIRELLI PERUGIA TIMING

Official Tyre Supplier



Official Timekeeper



PIRELLI Riviera di Rimini Round, 6 - 8 July 2018

World Supersport 300 - Results Free Practice 1st Session

Misano Circuit Sic 58.4.226 m
2 / 2

Session Highlights

Local Time	No. Rider	Description
11.45.00		Start
11.51.41	96 I. PRATNA	Lap Cancelled (1'54.250) - Exceeded Track Limits - Turn 11
11.51.46	39 O. BONOLI	Lap Cancelled (1'54.212) - Exceeded Track Limits - Turn 16
11.52.03	95 S. DEROUE	Lap Cancelled (1'53.938) - Exceeded Track Limits - Turn 15
11.52.26	65 J. FACCO	Lap Cancelled (1'55.719) - Exceeded Track Limits - Turn 16
11.52.33	8 M. PEREZ	Current Lap Cancelled - Exceeded Track Limits - Turn 6
11.52.36	12 A. RUSMIPUTRO	Current Lap Cancelled - Exceeded Track Limits - Turn 6
11.52.48	48 T. BRIANTI	Current Lap Cancelled - Exceeded Track Limits - Turn 6
11.56.00	19 L. BERNARDI	Lap Cancelled (1'52.781) - Exceeded Track Limits - Turn 16
11.56.07	97 M. KAPPLER	Lap Cancelled (1'55.746) - Exceeded Track Limits - Turn 16
11.56.12	12 A. RUSMIPUTRO	Lap Cancelled (1'54.723) - Exceeded Track Limits - Turn 11
11.56.56	58 T. FINOCCHIARO	Current Lap Cancelled - Exceeded Track Limits - Turn 6
11.56.58	15 G. VAN STRAALLEN	Current Lap Cancelled - Exceeded Track Limits - Turn 6
11.57.01	69 M. HERRERA	Current Lap Cancelled - Exceeded Track Limits - Turn 6
11.57.19	30 D. BLIN	Lap Cancelled (1'56.821) - Exceeded Track Limits - Turn 16
11.58.12	7 N. SETTIMO	Current Lap Cancelled - Exceeded Track Limits - Turn 6
11.58.16	95 S. DEROUE	Current Lap Cancelled - Exceeded Track Limits - Turn 1
11.58.19	65 J. FACCO	Current Lap Cancelled - Exceeded Track Limits - Turn 1
11.58.39	3 T. TOPARIS	Current Lap Cancelled - Exceeded Track Limits - Turn 6
11.59.12	85 K. SABATUCCI	Current Lap Cancelled - Exceeded Track Limits - Turn 1
11.59.57	79 T. ALONSO	Lap Cancelled (1'57.805) - Exceeded Track Limits - Turn 16
12.00.01	3 T. TOPARIS	Lap Cancelled (1'57.181) - Exceeded Track Limits - Turn 16
12.00.04	85 K. SABATUCCI	Lap Cancelled (1'52.639) - Exceeded Track Limits - Turn 16
12.00.19	39 O. BONOLI	Current Lap Cancelled - Exceeded Track Limits - Turn 6
12.00.27	64 H. DE CANCELLIS	Current Lap Cancelled - Exceeded Track Limits - Turn 6
12.01.21	51 M. BASTIANELLI	Current Lap Cancelled - Exceeded Track Limits - Turn 6
12.02.17	28 D. KOOPMAN	Current Lap Cancelled - Exceeded Track Limits - Turn 6
12.03.37	21 B. SANCHEZ	Lap Cancelled (1'53.317) - Exceeded Track Limits - Turn 16
12.03.40	30 D. BLIN	Lap Cancelled (1'55.294) - Exceeded Track Limits - Turn 16
12.03.57	17 K. MEUFFELS	Current Lap Cancelled - Exceeded Track Limits - Turn 1
12.04.00	39 O. BONOLI	Current Lap Cancelled - Exceeded Track Limits - Turn 1
12.04.54	79 T. ALONSO	Technical Problem - Turn 6
12.09.02	30 D. BLIN	Lap Cancelled (1'54.962) - Exceeded Track Limits - Turn 16
12.09.06	21 B. SANCHEZ	Current Lap Cancelled - Exceeded Track Limits - Turn 16
12.09.19	27 F. ROVELLI	Current Lap Cancelled - Exceeded Track Limits - Turn 6
12.10.03	8 M. PEREZ	Current Lap Cancelled - Exceeded Track Limits - Turn 6
12.10.09	58 T. FINOCCHIARO	Current Lap Cancelled - Exceeded Track Limits - Turn 6
12.10.12	12 A. RUSMIPUTRO	Current Lap Cancelled - Exceeded Track Limits - Turn 6
12.11.29	22 N. KALININ	Current Lap Cancelled - Exceeded Track Limits - Turn 6
12.12.02	5 R. VOS	Current Lap Cancelled - Exceeded Track Limits - Turn 6
12.12.31	3 T. TOPARIS	Lap Cancelled (1'56.163) - Exceeded Track Limits - Turn 16
12.14.27	78 J. FORAY	Current Lap Cancelled - Exceeded Track Limits - Turn 6
12.14.33	33 D. VALLE	Current Lap Cancelled - Exceeded Track Limits - Turn 11
12.14.53	78 J. FORAY	Crashed - Turn 10
12.17.02		End Of Session

Fastest Laps Sequence

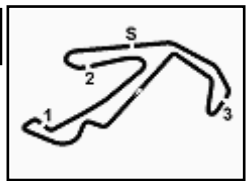
No.	Rider	Nat	Team	Bike	Local Time	Time	Gap	Avg
27	F. ROVELLI	ITA	Kawasaki ParkinGO Team	Kawasaki Ninja 400	11:49'08.662	1'57.439		129,545
93	W. KHAN	NED	Nutec - Benjan - Kawasaki	Kawasaki Ninja 400	11:49'19.560	1'57.144	-0.295	129,871
71	T. EDWARDS	AUS	Nutec - Benjan - Kawasaki	Kawasaki Ninja 400	11:49'21.421	1'57.069	-0.075	129,954
14	E. DE LA VEGA	FRA	GP Project Team	Kawasaki Ninja 400	11:49'23.713	1'56.454	-0.615	130,640
96	I. PRATNA	INA	TERRA E MOTO	Yamaha YZF-R3	11:49'24.085	1'55.243	-1.211	132,013
19	L. BERNARDI	ITA	Team Trasimeno	Yamaha YZF-R3	11:49'25.090	1'53.410	-1.833	134,147
55	G. HENDRA PRATAMA	INA	BIBLION YAMAHA MOTOXRACING	Yamaha YZF-R3	11:51'53.390	1'51.558	-1.852	136,374
55	G. HENDRA PRATAMA	INA	BIBLION YAMAHA MOTOXRACING	Yamaha YZF-R3	12:10'34.167	1'51.217	-0.341	136,792

Start 06/07/2018 11:45 End 12:17 The results are provisional until the end of the time limit for protests and appeals and the completion of the technical checks.

These data/results cannot be reproduced, stored and/or transmitted in whole or in part by any manner of electronic, mechanical, photocopying, recording, broadcasting or otherwise now known or herein after developed without the previous express consent by the copyright owner, except for reproduction in daily press and regular printed publications on sale to the public within 60 days of the event related to those data/results and always provided that copyright symbol appears together as follows below.

© DORNA WSBK ORGANIZATION Srl 2018





PIRELLI Riviera di Rimini Round, 6 - 8 July 2018

World Supersport 300 - Best Sectors & Speed Free Practice 1st Session

Misano Circuit Sic 58.4.226 m

1 / 2

BEST LAP			
1	55 G. HENDRA PRATAMA	Yamaha YZF-R3	1'51.217
2	95 S. DEROUÉ	Kawasaki Ninja 400	1'51.623
3	17 K. MEUFFELS	KTM RC 390 R	1'51.716
4	81 M. GONZALEZ	Yamaha YZF-R3	1'51.850
5	48 T. BRIANTI	KTM RC 390 R	1'51.871
6	33 D. VALLE	Yamaha YZF-R3	1'51.885
7	85 K. SABATUCCI	Yamaha YZF-R3	1'51.913
8	39 O. BONOLI	Yamaha YZF-R3	1'51.932
9	19 L. BERNARDI	Yamaha YZF-R3	1'51.976
10	20 D. LOUREIRO	Kawasaki Ninja 400	1'52.010
11	41 J. JÄHNIG	KTM RC 390 R	1'52.166
12	96 I. PRATNA	Yamaha YZF-R3	1'52.359
13	69 M. HERRERA	Yamaha YZF-R3	1'52.378
14	43 L. GRUNWALD	KTM RC 390 R	1'52.393
15	22 N. KALININ	Kawasaki Ninja 400	1'52.416
16	51 M. BASTIANELLI	Kawasaki Ninja 400	1'52.438
17	8 M. PEREZ	Kawasaki Ninja 400	1'52.523
18	14 E. DE LA VEGA	Kawasaki Ninja 400	1'52.526
19	21 B. SANCHEZ	Kawasaki Ninja 400	1'52.638
20	54 F. FULIGNI	Yamaha YZF-R3	1'52.662
21	27 F. ROVELLI	Kawasaki Ninja 400	1'52.757
22	65 J. FACCO	Yamaha YZF-R3	1'52.813
23	2 A. CARRASCO	Kawasaki Ninja 400	1'52.819
24	12 A. RUSMIPUTRO	Yamaha YZF-R3	1'53.083
25	64 H. DE CANCELLIS	Yamaha YZF-R3	1'53.238
26	15 G. VAN STRAALEN	KTM RC 390 R	1'53.273
27	30 D. BLIN	Yamaha YZF-R3	1'53.530
28	3 T. TOPARIS	Kawasaki Ninja 400	1'53.709
29	93 W. KHAN	Kawasaki Ninja 400	1'54.038
30	97 M. KAPPLER	KTM RC 390 R	1'54.100
31	79 T. ALONSO	Yamaha YZF-R3	1'54.263
32	28 D. KOOPMAN	Yamaha YZF-R3	1'54.729
33	13 D. IOZZO	Honda CBR500R	1'54.864
34	44 S. LOCHOFF	Kawasaki Ninja 400	1'54.973
35	7 N. SETTIMO	Honda CBR500R	1'55.050
36	71 T. EDWARDS	Kawasaki Ninja 400	1'55.358
37	58 T. FINOCCHIARO	Honda CBR500R	1'55.977
38	78 J. FORAY	Kawasaki Ninja 400	1'56.250
39	5 R. VOS	KTM RC 390 R	1'56.854
40	62 J. SCHULTZ	Yamaha YZF-R3	1'57.814

SPEED			
1	21 B. SANCHEZ	Kawasaki Ninja 400	182,7
2	8 M. PEREZ	Kawasaki Ninja 400	180,9
3	41 J. JÄHNIG	KTM RC 390 R	180,6
4	43 L. GRUNWALD	KTM RC 390 R	179,7
5	20 D. LOUREIRO	Kawasaki Ninja 400	179,7
6	22 N. KALININ	Kawasaki Ninja 400	178,5
7	85 K. SABATUCCI	Yamaha YZF-R3	178,5
8	17 K. MEUFFELS	KTM RC 390 R	178,2
9	96 I. PRATNA	Yamaha YZF-R3	177,9
10	95 S. DEROUÉ	Kawasaki Ninja 400	177,3
11	3 T. TOPARIS	Kawasaki Ninja 400	177,0
12	15 G. VAN STRAALEN	KTM RC 390 R	176,8
13	30 D. BLIN	Yamaha YZF-R3	176,8
14	19 L. BERNARDI	Yamaha YZF-R3	176,5
15	69 M. HERRERA	Yamaha YZF-R3	176,5
16	93 W. KHAN	Kawasaki Ninja 400	176,5
17	33 D. VALLE	Yamaha YZF-R3	176,2
18	97 M. KAPPLER	KTM RC 390 R	176,2
19	14 E. DE LA VEGA	Kawasaki Ninja 400	176,2
20	12 A. RUSMIPUTRO	Yamaha YZF-R3	176,2
21	48 T. BRIANTI	KTM RC 390 R	175,6
22	54 F. FULIGNI	Yamaha YZF-R3	175,6
23	81 M. GONZALEZ	Yamaha YZF-R3	175,3
24	79 T. ALONSO	Yamaha YZF-R3	175,3
25	71 T. EDWARDS	Kawasaki Ninja 400	174,8
26	39 O. BONOLI	Yamaha YZF-R3	174,8
27	51 M. BASTIANELLI	Kawasaki Ninja 400	174,8
28	64 H. DE CANCELLIS	Yamaha YZF-R3	174,8
29	55 G. HENDRA PRATAMA	Yamaha YZF-R3	174,5
30	5 R. VOS	KTM RC 390 R	174,2
31	44 S. LOCHOFF	Kawasaki Ninja 400	174,2
32	2 A. CARRASCO	Kawasaki Ninja 400	174,2
33	7 N. SETTIMO	Honda CBR500R	173,1
34	27 F. ROVELLI	Kawasaki Ninja 400	172,8
35	65 J. FACCO	Yamaha YZF-R3	172,5
36	58 T. FINOCCHIARO	Honda CBR500R	172,2
37	28 D. KOOPMAN	Yamaha YZF-R3	172,2
38	13 D. IOZZO	Honda CBR500R	172,0
39	78 J. FORAY	Kawasaki Ninja 400	170,6
40	62 J. SCHULTZ	Yamaha YZF-R3	168,5

06/07/2018

These data/results cannot be reproduced, stored and/or transmitted in whole or in part by any manner of electronic, mechanical, photocopying, recording, broadcasting or otherwise now known or herein after developed without the previous express consent by the copyright owner, except for reproduction in daily press and regular printed publications on sale to the public within 60 days of the event related to those data/results and always provided that copyright symbol appears together as follows below.

© DORNA WSBK ORGANIZATION Srl 2018



Official Fuel Supplier



Official Tyre Supplier



Official Timekeeper

PIRELLI Riviera di Rimini Round, 6 - 8 July 2018
World Supersport 300 - Best Sectors & Speed Free Practice 1st Session

Misano Circuit Sic 58 4.226 m

2 / 2

SEG. 1			SEG. 2			SEG. 3			SEG. 4		
1	95 S. DEROUE	28.440	1	41 J. JÄHNIG	26.589	1	17 K. MEUFFELS	31.538	1	81 M. GONZALEZ	24.210
2	55 G. HENDRA PRATAMA	28.492	2	43 L. GRUNWALD	26.620	2	21 B. SANCHEZ	31.599	2	55 G. HENDRA PRATAMA	24.241
3	85 K. SABATUCCI	28.559	3	8 M. PEREZ	26.625	3	95 S. DEROUE	31.660	3	39 O. BONOLI	24.269
4	33 D. VALLE	28.561	4	12 A. RUSMIPUTRO	26.670	4	55 G. HENDRA PRATAMA	31.663	4	48 T. BRIANTI	24.295
5	69 M. HERRERA	28.574	5	51 M. BASTIANELLI	26.680	5	33 D. VALLE	31.673	5	96 I. PRATNA	24.318
6	39 O. BONOLI	28.625	6	85 K. SABATUCCI	26.682	6	81 M. GONZALEZ	31.674	6	85 K. SABATUCCI	24.333
7	19 L. BERNARDI	28.626	7	48 T. BRIANTI	26.694	7	20 D. LOUREIRO	31.678	7	17 K. MEUFFELS	24.364
8	22 N. KALININ	28.653	8	96 I. PRATNA	26.727	8	48 T. BRIANTI	31.691	8	19 L. BERNARDI	24.381
9	48 T. BRIANTI	28.784	9	17 K. MEUFFELS	26.734	9	85 K. SABATUCCI	31.752	9	65 J. FACCO	24.382
10	51 M. BASTIANELLI	28.791	10	55 G. HENDRA PRATAMA	26.745	10	22 N. KALININ	31.761	10	69 M. HERRERA	24.385
11	27 F. ROVELLI	28.793	11	81 M. GONZALEZ	26.760	11	41 J. JÄHNIG	31.820	11	20 D. LOUREIRO	24.423
12	41 J. JÄHNIG	28.807	12	22 N. KALININ	26.763	12	8 M. PEREZ	31.825	12	41 J. JÄHNIG	24.440
13	14 E. DE LA VEGA	28.810	13	20 D. LOUREIRO	26.786	13	12 A. RUSMIPUTRO	31.828	13	27 F. ROVELLI	24.470
14	81 M. GONZALEZ	28.822	14	39 O. BONOLI	26.787	14	19 L. BERNARDI	31.835	14	14 E. DE LA VEGA	24.517
15	20 D. LOUREIRO	28.848	15	95 S. DEROUE	26.787	15	96 I. PRATNA	31.845	15	51 M. BASTIANELLI	24.534
16	65 J. FACCO	28.850	16	21 B. SANCHEZ	26.825	16	43 L. GRUNWALD	31.859	16	43 L. GRUNWALD	24.538
17	54 F. FULIGNI	28.867	17	54 F. FULIGNI	26.908	17	3 T. TOPARIS	31.868	17	33 D. VALLE	24.566
18	96 I. PRATNA	28.913	18	33 D. VALLE	26.930	18	14 E. DE LA VEGA	31.884	18	30 D. BLIN	24.584
19	15 G. VAN STRAALLEN	28.913	19	19 L. BERNARDI	26.933	19	69 M. HERRERA	31.891	19	2 A. CARRASCO	24.585
20	21 B. SANCHEZ	28.931	20	69 M. HERRERA	26.934	20	54 F. FULIGNI	31.907	20	22 N. KALININ	24.595
21	43 L. GRUNWALD	28.940	21	15 G. VAN STRAALLEN	26.937	21	30 D. BLIN	32.018	21	54 F. FULIGNI	24.604
22	8 M. PEREZ	28.997	22	2 A. CARRASCO	27.001	22	64 H. DE CANCELLIS	32.038	22	21 B. SANCHEZ	24.620
23	17 K. MEUFFELS	29.018	23	14 E. DE LA VEGA	27.073	23	93 W. KHAN	32.066	23	8 M. PEREZ	24.636
24	2 A. CARRASCO	29.058	24	27 F. ROVELLI	27.096	24	39 O. BONOLI	32.094	24	3 T. TOPARIS	24.637
25	12 A. RUSMIPUTRO	29.068	25	64 H. DE CANCELLIS	27.108	25	51 M. BASTIANELLI	32.097	25	95 S. DEROUE	24.662
26	64 H. DE CANCELLIS	29.099	26	28 D. KOOPMAN	27.179	26	2 A. CARRASCO	32.100	26	12 A. RUSMIPUTRO	24.666
27	13 D. IOZZO	29.123	27	97 M. KAPPLER	27.197	27	27 F. ROVELLI	32.104	27	15 G. VAN STRAALLEN	24.684
28	30 D. BLIN	29.132	28	93 W. KHAN	27.213	28	65 J. FACCO	32.115	28	28 D. KOOPMAN	24.731
29	3 T. TOPARIS	29.251	29	3 T. TOPARIS	27.226	29	15 G. VAN STRAALLEN	32.154	29	64 H. DE CANCELLIS	24.748
30	28 D. KOOPMAN	29.274	30	71 T. EDWARDS	27.229	30	79 T. ALONSO	32.193	30	13 D. IOZZO	24.793
31	97 M. KAPPLER	29.351	31	65 J. FACCO	27.292	31	7 N. SETTIMO	32.271	31	93 W. KHAN	24.873
32	7 N. SETTIMO	29.351	32	79 T. ALONSO	27.341	32	44 S. LOCHOFF	32.333	32	97 M. KAPPLER	24.937
33	71 T. EDWARDS	29.425	33	30 D. BLIN	27.449	33	97 M. KAPPLER	32.482	33	7 N. SETTIMO	24.941
34	93 W. KHAN	29.463	34	7 N. SETTIMO	27.552	34	28 D. KOOPMAN	32.652	34	79 T. ALONSO	24.983
35	44 S. LOCHOFF	29.505	35	58 T. FINOCCHIARO	27.585	35	13 D. IOZZO	32.668	35	71 T. EDWARDS	25.071
36	58 T. FINOCCHIARO	29.655	36	44 S. LOCHOFF	27.671	36	5 R. VOS	32.801	36	44 S. LOCHOFF	25.073
37	78 J. FORAY	29.664	37	13 D. IOZZO	27.770	37	71 T. EDWARDS	32.828	37	58 T. FINOCCHIARO	25.276
38	79 T. ALONSO	29.670	38	78 J. FORAY	27.838	38	58 T. FINOCCHIARO	32.876	38	78 J. FORAY	25.395
39	62 J. SCHULTZ	29.976	39	5 R. VOS	27.978	39	78 J. FORAY	33.005	39	5 R. VOS	25.460
40	5 R. VOS	30.099	40	62 J. SCHULTZ	28.029	40	62 J. SCHULTZ	33.369	40	62 J. SCHULTZ	25.611

06/07/2018

These data/results cannot be reproduced, stored and/or transmitted in whole or in part by any manner of electronic, mechanical, photocopying, recording, broadcasting or otherwise now known or herein after developed without the previous express consent by the copyright owner, except for reproduction in daily press and regular printed publications on sale to the public within 60 days of the event related to those data/results and always provided that copyright symbol appears together as follows below.

© DORNA WSBK ORGANIZATION Srl 2018



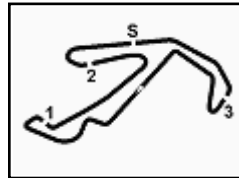
Official Fuel Supplier



Official Tyre Supplier



Official Timekeeper



PIRELLI Riviera di Rimini Round, 6 - 8 July 2018

World Supersport 300 - Ideal Times Free Practice 1st Session

Misano Circuit Sic 58 4.226 m
1 / 2

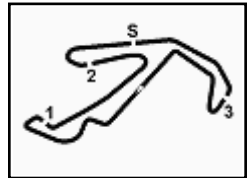
No.	Rider	Nat	Bike	Seg. 1	Seg. 2	Seg. 3	Seg. 4	Ideal Time		
				Diff. 1	Diff. 2	Diff. 3	Diff. 4	Best Lap	Pos.	Diff.
1	55 G. HENDRA PRATAMA	INA	Yamaha YZF-R3	28.492	26.745 0.076	31.663	24.241	1'51.141	1	0.076
2	85 K. SABATUCCI	ITA	Yamaha YZF-R3	28.559	26.682 0.385	31.752 0.202	24.333	1'51.326 1'51.913	7	0.587
3	48 T. BRIANTI	ITA	KTM RC 390 R	28.784 0.226	26.694 0.107	31.691 0.074	24.295	1'51.464 1'51.871	5	0.407
4	81 M. GONZALEZ	ESP	Yamaha YZF-R3	28.822 0.087	26.760 0.112	31.674 0.185	24.210	1'51.466 1'51.850	4	0.384
5	95 S. DEROUÉ	NED	Kawasaki Ninja 400	28.440	26.787 0.074	31.660	24.662	1'51.549 1'51.623	2	0.074
6	17 K. MEUFFELS	NED	KTM RC 390 R	29.018 0.057	26.734	31.538	24.364 0.005	1'51.654 1'51.716	3	0.062
7	41 J. JÄHNIG	GER	KTM RC 390 R	28.807	26.589 0.192	31.820 0.145	24.440 0.173	1'51.656 1'52.166	11	0.510
8	33 D. VALLE	ESP	Yamaha YZF-R3	28.561	26.930 0.087	31.673 0.068	24.566	1'51.730 1'51.885	6	0.155
9	20 D. LOUREIRO	RSA	Kawasaki Ninja 400	28.848 0.275	26.786	31.678	24.423	1'51.735 1'52.010	10	0.275
10	22 N. KALININ	UKR	Kawasaki Ninja 400	28.653 0.353	26.763	31.761 0.218	24.595 0.073	1'51.772 1'52.416	15	0.644
11	39 O. BONOLI	ITA	Yamaha YZF-R3	28.625	26.787 0.021	32.094 0.033	24.269 0.103	1'51.775 1'51.932	8	0.157
12	19 L. BERNARDI	ITA	Yamaha YZF-R3	28.626 0.138	26.933 0.059	31.835 0.004	24.381	1'51.775 1'51.976	9	0.201
13	69 M. HERRERA	ESP	Yamaha YZF-R3	28.574 0.139	26.934 0.455	31.891	24.385	1'51.784 1'52.378	13	0.594
14	96 I. PRATNA	INA	Yamaha YZF-R3	28.913 0.080	26.727 0.476	31.845	24.318	1'51.803 1'52.359	12	0.556
15	43 L. GRUNWALD	GER	KTM RC 390 R	28.940	26.620 0.238	31.859 0.198	24.538	1'51.957 1'52.393	14	0.436
16	21 B. SANCHEZ	ESP	Kawasaki Ninja 400	28.931 0.047	26.825 0.039	31.599 0.345	24.620 0.232	1'51.975 1'52.638	19	0.663
17	8 M. PEREZ	ESP	Kawasaki Ninja 400	28.997 0.134	26.625 0.249	31.825 0.057	24.636	1'52.083 1'52.523	17	0.440
18	51 M. BASTIANELLI	ITA	Kawasaki Ninja 400	28.791 0.079	26.680	32.097 0.163	24.534 0.094	1'52.102 1'52.438	16	0.336
19	12 A. RUSMIPUTRO	INA	Yamaha YZF-R3	29.068	26.670 0.659	31.828 0.071	24.666 0.121	1'52.232 1'53.083	24	0.851
20	14 E. DE LA VEGA	FRA	Kawasaki Ninja 400	28.810	27.073	31.884	24.517 0.242	1'52.284 1'52.526	18	0.242
21	54 F. FULIGNI	ITA	Yamaha YZF-R3	28.867	26.908 0.107	31.907 0.269	24.604	1'52.286 1'52.662	20	0.376
22	27 F. ROVELLI	ITA	Kawasaki Ninja 400	28.793 0.089	27.096	32.104	24.470 0.205	1'52.463 1'52.757	21	0.294
23	65 J. FACCO	ITA	Yamaha YZF-R3	28.850 0.149	27.292	32.115	24.382 0.025	1'52.639 1'52.813	22	0.174
24	15 G. VAN STRAALLEN	NED	KTM RC 390 R	28.913 0.299	26.937	32.154 0.286	24.684	1'52.688 1'53.273	26	0.585
25	2 A. CARRASCO	ESP	Kawasaki Ninja 400	29.058	27.001	32.100 0.075	24.585	1'52.744 1'52.819	23	0.075
26	3 T. TOPARIS	AUS	Kawasaki Ninja 400	29.251 0.273	27.226 0.329	31.868	24.637 0.125	1'52.982 1'53.709	28	0.727
27	64 H. DE CANCELLIS	FRA	Yamaha YZF-R3	29.099 0.110	27.108	32.038	24.748 0.135	1'52.993 1'53.238	25	0.245
28	30 D. BLIN	POL	Yamaha YZF-R3	29.132	27.449	32.018 0.347	24.584	1'53.183 1'53.530	27	0.347
29	93 W. KHAN	NED	Kawasaki Ninja 400	29.463 0.227	27.213	32.066	24.873 0.196	1'53.615 1'54.038	29	0.423
30	28 D. KOOPMAN	NED	Yamaha YZF-R3	29.274 0.274	27.179 0.619	32.652	24.731	1'53.836 1'54.729	32	0.893
31	97 M. KAPPLER	GER	KTM RC 390 R	29.351 0.067	27.197	32.482 0.066	24.937	1'53.967 1'54.100	30	0.133
32	7 N. SETTIMO	ITA	Honda CBR500R	29.351 0.042	27.552 0.406	32.271 0.279	24.941 0.208	1'54.115 1'55.050	35	0.935
33	79 T. ALONSO	POR	Yamaha YZF-R3	29.670	27.341 0.076	32.193	24.983	1'54.187 1'54.263	31	0.076

06/07/2018

These data/results cannot be reproduced, stored and/or transmitted in whole or in part by any manner of electronic, mechanical, photocopying, recording, broadcasting or otherwise now known or herein after developed without the previous express consent by the copyright owner, except for reproduction in daily press and regular printed publications on sale to the public within 60 days of the event related to those data/results and always provided that copyright symbol appears together as follows below.

© DORNA WSBK ORGANIZATION Srl 2018





PIRELLI Riviera di Rimini Round, 6 - 8 July 2018

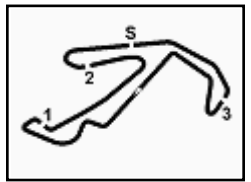
World Supersport 300 - Ideal Times Free Practice 1st Session

Misano Circuit Sic 58 4.226 m
2 / 2

No.	Rider	Nat	Bike	Seg. 1	Seg. 2	Seg. 3	Seg. 4	Ideal Time		
				Diff. 1	Diff. 2	Diff. 3	Diff. 4	Best Lap	Pos.	Diff.
34	13 D. IOZZO	RSA	Honda CBR500R	29.123 0.100	27.770 0.410	32.668	24.793	1'54.354	33	0.510
35	71 T. EDWARDS	AUS	Kawasaki Ninja 400	29.425	27.229	32.828 0.027	25.071 0.778	1'54.553	36	0.805
36	44 S. LOCHOFF	RSA	Kawasaki Ninja 400	29.505 0.275	27.671 0.051	32.333	25.073 0.065	1'54.582	34	0.391
37	58 T. FINOCCHIARO	GBR	Honda CBR500R	29.655 0.192	27.585 0.125	32.876 0.268	25.276	1'55.392	37	0.585
38	78 J. FORAY	FRA	Kawasaki Ninja 400	29.664 0.172	27.838 0.176	33.005	25.395	1'55.902	38	0.348
39	5 R. VOS	NED	KTM RC 390 R	30.099 0.487	27.978 0.029	32.801	25.460	1'56.338	39	0.516
40	62 J. SCHULTZ	RSA	Yamaha YZF-R3	29.976 0.262	28.029 0.291	33.369 0.047	25.611 0.229	1'56.985	40	0.829
Overall Ideal Time				28.440	26.589	31.538	24.210	1'50.777		

06/07/2018
 These data/results cannot be reproduced, stored and/or transmitted in whole or in part by any manner of electronic, mechanical, photocopying, recording, broadcasting or otherwise now known or herein after developed without the previous express consent by the copyright owner, except for reproduction in daily press and regular printed publications on sale to the public within 60 days of the event related to those data/results and always provided that copyright symbol appears together as follows below.
 © DORNA WSBK ORGANIZATION Srl 2018





PIRELLI Riviera di Rimini Round, 6 - 8 July 2018

World Supersport 300 - Chronological Analysis Free Practice 1st Session

Misano Circuit Sic 58 4.226 m

1 / 6

1° 55 G. HENDRA PRATAMA (1'51.217)							
Lap	Seg.1	Seg.2	Seg.3	Seg.4	Lap Time	km/h	Local Time
1							11:45'39.666
2	55.000	29.327	35.862	26.039	2'26.228P	168,8	11:48'05.894
3	29.208	27.947	33.103	25.680	1'55.938	168,0	11:50'01.832
4	28.588	26.745	31.899	24.326	1'51.558	170,3	11:51'53.390
5	28.661	26.821	31.732	24.588	1'51.802	173,9	11:53'45.192
6	31.194	27.513	32.479	44.167	2'15.353P	172,2	11:56'00.545
7	9'19.311	30.779	32.358	26.503	10'48.951P	172,8	12:06'49.496
8	28.602	27.525	32.700	24.627	1'53.454	170,6	12:08'42.950
9	28.492	26.821	31.663	24.241	1'51.217	174,5	12:10'34.167
10	29.961	27.755	36.433	26.257	2'00.406	170,9	12:12'34.573
11	28.499	26.886	31.949	24.452	1'51.786	172,2	12:14'26.359
12	28.584	26.838	31.773	24.246	1'51.441	173,6	12:16'17.800

10	29.223	27.500	32.258	24.612	1'53.593	169,8	12:07'08.100
11	29.231	27.509	32.344	27.376	1'56.460	168,8	12:09'04.560
12	28.988	27.093	32.159	24.520	1'52.760	172,5	12:10'57.320
13	28.936	27.318	32.792	25.961	1'55.007	167,2	12:12'52.327
14	28.909	26.872	31.859	24.210	1'51.850	173,9	12:14'44.177
15	28.822	26.760	31.674	24.658	1'51.914	175,3	12:16'36.091

2° 95 S. DEROUE (1'51.623)							
Lap	Seg.1	Seg.2	Seg.3	Seg.4	Lap Time	km/h	Local Time
1							11:45'46.579
2	50.499	28.753	33.252	25.486	2'17.990P	171,2	11:48'04.569
3	30.117	27.907	32.244	24.981	1'55.249	173,9	11:49'59.818
4	30.060	27.243	31.741	24.894	1'53.938C	177,3	11:51'53.756
5	29.259	27.019	31.707	24.745	1'52.730	175,0	11:53'46.486
6	29.338	27.108	31.763	24.731	1'52.940	176,8	11:55'39.426
7	29.082	27.019	31.927	24.917	1'52.945	172,5	11:57'32.371
8	33.813	27.531	32.264	3'57.677	5'31.285CP	174,8	12:03'03.656
9	46.822	27.464	41.693	27.625	2'23.604P	142,9	12:05'27.260
10	29.149	27.261	31.901	24.755	1'53.066	172,5	12:07'20.326
11	28.985	27.356	31.759	25.169	1'53.269	174,5	12:09'13.595
12	28.753	26.787	31.788	24.746	1'52.074	173,9	12:11'05.669
13	28.883	26.971	33.376	25.352	1'54.582	173,9	12:13'00.251
14	28.440	26.861	31.660	24.662	1'51.623	175,0	12:14'51.874
15	29.487	27.546	32.740	26.676	1'56.449	173,1	12:16'48.323

5° 48 T. BRIANTI (1'51.871)							
Lap	Seg.1	Seg.2	Seg.3	Seg.4	Lap Time	km/h	Local Time
1							11:45'16.253
2	1'05.836	33.183	33.566	26.424	2'39.009P	174,5	11:47'55.262
3	30.500	27.246	32.265	24.825	1'54.836	173,4	11:49'50.098
4	29.522	27.030	32.281	24.671	1'53.504	171,4	11:51'43.602
5	29.215	27.023	32.417	24.674	1'53.329C	170,9	11:53'36.931
6	29.389	27.044	32.329	1'38.097	3'06.859P	171,7	11:56'43.790
7	1'04.898	27.218	32.209	25.131	2'29.456P	172,2	11:59'13.246
8	29.470	27.067	32.018	24.481	1'53.036	174,5	12:01'06.282
9	29.239	27.128	32.014	24.650	1'53.031	171,2	12:02'59.313
10	29.119	27.020	32.182	24.561	1'52.882	172,0	12:04'52.195
11	29.001	27.001	32.219	2'20.689	3'48.910P	175,6	12:08'41.105
12	54.672	27.379	31.912	24.594	2'18.557P	173,6	12:10'59.662
13	29.016	26.757	31.691	24.917	1'52.381	175,0	12:12'52.043
14	29.010	26.801	31.765	24.295	1'51.871	174,8	12:14'43.914
15	28.784	26.694	31.719	25.109	1'52.306	175,6	12:16'36.220

3° 17 K. MEUFFELS (1'51.716)							
Lap	Seg.1	Seg.2	Seg.3	Seg.4	Lap Time	km/h	Local Time
1							11:45'15.475
2	49.473	28.672	33.360	26.396	2'17.901P	174,5	11:47'33.376
3	30.517	27.585	32.545	25.842	1'56.489	175,6	11:49'29.865
4	29.823	26.878	32.214	25.007	1'53.922	177,0	11:51'23.787
5	29.642	27.018	31.989	25.037	1'53.686	177,0	11:53'17.473
6	29.832	27.116	32.201	24.769	1'53.918	175,0	11:55'11.391
7	29.379	27.144	32.197	24.803	1'53.523	175,3	11:57'04.914
8	29.517	26.829	31.811	24.629	1'52.786	178,2	11:58'57.700
9	29.973	27.700	34.840	25.982	1'58.495	136,0	12:00'56.195
10	29.469	27.275	32.352	24.937	1'54.033	171,7	12:02'50.228
11	32.886	27.820	32.377	25.148	1'58.231C	174,5	12:04'48.459
12	29.394	27.073	32.064	24.842	1'53.373	177,9	12:06'41.832
13	29.803	29.096	34.429	25.938	1'59.266	170,1	12:08'41.098
14	29.243	26.850	31.758	24.495	1'52.346	178,2	12:10'33.444
15	29.395	26.920	31.713	24.364	1'52.392	177,0	12:12'25.836
16	29.075	26.734	31.538	24.369	1'51.716	178,2	12:14'17.552
17	29.018	26.749	32.817	24.764	1'53.348	163,9	12:16'10.900

6° 33 D. VALLE (1'51.885)							
Lap	Seg.1	Seg.2	Seg.3	Seg.4	Lap Time	km/h	Local Time
1							11:45'15.832
2	46.300	37.109	50.139	26.419	2'39.967P	108,9	11:47'55.799
3	30.928	27.645	32.013	25.521	1'56.107	175,0	11:49'51.906
4	29.607	27.545	32.377	25.059	1'54.588	168,8	11:51'46.494
5	30.302	29.695	32.418	25.337	1'57.752	174,8	11:53'44.246
6	29.439	27.140	32.418	25.252	1'54.310	174,2	11:55'38.556
7	30.364	27.118	32.245	25.409	1'55.136	174,8	11:57'33.692
8	29.484	27.306	35.253	49.163	2'21.206P	153,6	11:59'54.898
9	3'53.391	29.268	32.397	25.272	5'20.328P	172,0	12:05'15.226
10	28.911	27.304	31.922	24.706	1'52.843	176,2	12:07'08.069
11	29.426	27.878	33.396	25.655	1'56.355	171,7	12:09'04.424
12	28.888	28.716	32.236	24.709	1'54.549	173,1	12:10'58.973
13	28.845	26.930	31.673	24.576	1'52.024	175,6	12:12'50.997
14	30.490	27.660	32.093	24.441	1'54.684C	172,0	12:14'45.681
15	28.561	27.017	31.741	24.566	1'51.885	175,0	12:16'37.566

4° 81 M. GONZALEZ (1'51.850)							
Lap	Seg.1	Seg.2	Seg.3	Seg.4	Lap Time	km/h	Local Time
1							11:45'18.320
2	1'03.905	33.639	33.744	25.796	2'37.084P	173,4	11:47'55.404
3	30.994	28.275	32.309	25.048	1'56.626	175,3	11:49'52.030
4	29.764	27.330	32.568	24.826	1'54.488	172,8	11:51'46.518
5	31.155	28.465	32.365	25.068	1'57.053	172,8	11:53'43.571
6	29.919	27.254	33.818	24.971	1'55.962	171,7	11:55'39.533
7	29.164	27.114	32.172	25.359	1'53.809	174,5	11:57'33.342
8	29.107	28.312	35.587	44.723	2'17.729P	157,9	11:59'51.071
9	3'58.133	27.710	32.651	24.942	5'23.436P	171,7	12:05'14.507

7° 85 K. SABATUCCI (1'51.913)							
Lap	Seg.1	Seg.2	Seg.3	Seg.4	Lap Time	km/h	Local Time
1							11:44'57.799
2	54.586	32.835	34.916	31.880	2'34.217P	164,9	11:47'32.016
3	29.855	27.405	32.346	25.726	1'55.332	176,5	11:49'27.348
4	30.260	27.247	32.410	25.087	1'55.004	167,7	11:51'22.352
5	29.386	27.295	32.077	25.154	1'53.912	172,2	11:53'16.264
6	29.238	27.418	32.270	24.811	1'53.737	173,6	11:55'10.001
7	29.167	26.900	32.419	24.752	1'53.238	177,9	11:57'03.239
8	29.077	26.845	31.995	24.722	1'52.639C	176,5	11:58'55.878
9	34.338	27.500	32.205	2'30.338	4'04.381CP	177,6	12:03'00.259
10	47.799	30.269	34.197	24.721	2'16.986P	163,9	12:05'17.245
11	28.940	27.497	31.769	24.677	1'52.883	176,8	12:07'10.128
12	28.965	27.165	31.973	24.645	1'52.748	172,2	12:09'02.876
13	31.369	27.680	32.017	24.539	1'55.605	172,0	12:10'58.481
14	29.162	26.684	31.820	25.994	1'53.660	178,5	12:12'52.141
15	28.559	27.067	31.954	24.333	1'51.913	172,0	12:14'44.054
16	28.786	26.682	31.752	24.780	1'52.000	176,8	12:16'36.054

8° 39 O. BONOLI (1'51.932)							
Lap	Seg.1	Seg.2	Seg.3	Seg.4	Lap Time	km/h	Local Time

06/07/2018

P = Pits In/Out - C = Lap Time Cancelled

These data/results cannot be reproduced, stored and/or transmitted in whole or in part by any manner of electronic, mechanical, photocopying, recording, broadcasting or otherwise now known or herein after developed without the previous express consent by the copyright owner, except for reproduction in daily press and regular printed publications on sale to the public within 60 days of the event related to those data/results and always provided that copyright symbol appears together as follows below.

© DORNA WSBK ORGANIZATION Srl 2018



Official Fuel Supplier

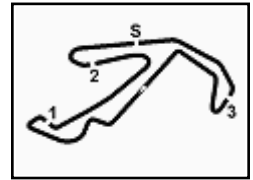


FKR PERGOIA TIMING

Official Tyre Supplier



Official Timekeeper



PIRELLI Riviera di Rimini Round, 6 - 8 July 2018

World Supersport 300 - Chronological Analysis Free Practice 1st Session

Misano Circuit Sic 58.4.226 m

3 / 6

15° 22 N. KALININ (1'52.416)							
Lap	Seg.1	Seg.2	Seg.3	Seg.4	Lap Time	km/h	Local Time
1							11:44'56.303
2	56.957	30.531	34.100	25.318	2'26.906P	171,7	11:47'23.209
3	30.019	28.386	33.496	26.970	1'58.871	169,8	11:49'22.080
4	29.455	27.937	31.941	24.672	1'54.005	178,5	11:51'16.085
5	29.152	27.340	32.214	24.948	1'53.654	175,0	11:53'09.739
6	29.846	27.668	32.454	25.375	1'55.343	171,7	11:55'05.082
7	29.305	27.942	38.839	24.658	2'00.744	169,5	11:57'05.826
8	29.169	27.063	31.761	24.595	1'52.588	175,3	11:58'58.414
9	29.566	28.872	33.741	29.149	2'01.328	153,0	12:00'59.742
10	29.027	26.983	32.141	25.330	1'53.481	177,0	12:02'53.223
11	29.198	27.190	32.042	24.692	1'53.122	176,2	12:04'46.345
12	30.017	31.364	31.969	25.806	1'59.156	175,6	12:06'45.501
13	28.660	27.130	32.116	24.655	1'52.561	173,9	12:08'38.062
14	29.006	26.763	31.979	24.668	1'52.416	175,9	12:10'30.478
15	28.703	27.152	32.197	24.503	1'52.555C	171,2	12:12'23.033
16	28.653	27.307	32.027	24.676	1'52.663	169,3	12:14'15.696
17	29.421	30.569	32.311	24.884	1'57.185	170,9	12:16'12.881

16° 51 M. BASTIANELLI (1'52.438)							
Lap	Seg.1	Seg.2	Seg.3	Seg.4	Lap Time	km/h	Local Time
1							11:46'02.404
2	52.885	30.669	34.169	26.150	2'23.873P	168,8	11:48'26.277
3	30.062	27.527	32.749	25.266	1'55.604	172,2	11:50'21.881
4	31.927	27.559	32.986	37.829	2'10.301P	171,2	11:52'32.182
5	4'32.623	27.892	32.857	25.226	5'58.598P	171,4	11:58'30.780
6	29.432	27.186	32.342	24.951	1'53.911	171,4	12:00'24.691
7	29.160	27.083	32.259	24.775	1'53.277C	172,2	12:02'17.968
8	29.017	27.084	39.143	24.534	1'59.778	168,8	12:04'17.746
9	28.870	26.680	32.260	24.628	1'52.438	174,8	12:06'10.184
10	29.683	28.702	38.808	35.861	2'13.054P	139,9	12:08'23.238
11	1'54.765	27.589	32.573	25.069	3'19.996P	172,8	12:11'43.234
12	29.027	26.926	32.116	24.811	1'52.880	173,6	12:13'36.114
13	28.791	26.978	32.097	24.640	1'52.506	172,2	12:15'28.620

17° 8 M. PEREZ (1'52.523)							
Lap	Seg.1	Seg.2	Seg.3	Seg.4	Lap Time	km/h	Local Time
1							11:44'52.977
2	1'02.410	29.561	35.891	27.903	2'35.765P	153,8	11:47'28.742
3	31.048	27.807	32.637	25.355	1'56.847	179,1	11:49'25.589
4	29.997	27.266	32.068	25.105	1'54.436	177,6	11:51'20.025
5	29.634	27.345	32.488	24.937	1'54.404C	173,6	11:53'14.429
6	29.571	26.978	32.158	25.036	1'53.743	173,9	11:55'08.172
7	29.361	27.074	31.903	24.806	1'53.144	177,6	11:57'01.316
8	29.181	27.112	32.864	30.872	2'00.029	169,0	11:59'01.345
9	29.404	26.759	32.217	50.406	2'18.786P	175,6	12:01'20.131
10	3'41.703	37.580	42.589	25.264	5'27.136P	129,8	12:06'47.267
11	29.234	26.999	31.825	24.749	1'52.807	175,3	12:08'40.074
12	29.056	26.625	31.593	24.803	1'52.077C	180,9	12:10'32.151
13	33.053	31.056	32.821	26.886	2'03.816	175,9	12:12'35.967
14	28.997	27.048	31.951	24.683	1'52.679	173,6	12:14'28.646
15	29.131	26.874	31.882	24.636	1'52.523	173,9	12:16'21.169

18° 14 E. DE LA VEGA (1'52.526)							
Lap	Seg.1	Seg.2	Seg.3	Seg.4	Lap Time	km/h	Local Time
1							11:44'54.184
2	1'01.408	29.584	35.377	26.706	2'33.075P	165,4	11:47'27.259
3	30.684	27.781	32.692	25.297	1'56.454	170,9	11:49'23.713
4	29.935	27.726	32.051	24.908	1'54.620	175,0	11:51'18.333
5	29.837	27.456	32.384	24.906	1'54.583	169,8	11:53'12.916
6	29.366	27.445	32.035	24.797	1'53.643	170,6	11:55'06.559
7	29.298	27.237	32.812	24.875	1'54.222	167,4	11:57'00.781
8	29.314	29.324	32.264	24.916	1'55.818	175,9	11:58'56.599

9	35.773	27.254	32.278	26.333	2'01.638	170,6	12:00'58.237
10	29.523	27.151	31.940	25.114	1'53.728	176,2	12:02'51.965
11	29.167	27.669	32.118	24.836	1'53.790	171,4	12:04'45.755
12	29.922	29.319	32.342	25.211	1'56.794	176,2	12:06'42.549
13	29.291	27.458	32.305	24.835	1'53.889	168,5	12:08'36.438
14	28.980	27.340	32.453	24.751	1'53.524	168,8	12:10'29.962
15	28.909	27.596	32.228	24.691	1'53.424	171,7	12:12'23.386
16	28.810	27.073	31.884	24.759	1'52.526	172,2	12:14'15.912
17	29.459	27.129	32.312	24.517	1'53.417	168,0	12:16'09.329

19° 21 B. SANCHEZ (1'52.638)							
Lap	Seg.1	Seg.2	Seg.3	Seg.4	Lap Time	km/h	Local Time
1							11:45'16.338
2	59.493	28.842	33.412	25.712	2'27.459P	171,4	11:47'43.797
3	30.087	27.379	32.251	25.519	1'55.236	176,2	11:49'39.033
4	29.763	26.995	32.083	25.019	1'53.860	175,3	11:51'32.893
5	29.566	27.324	31.988	24.937	1'53.815	172,8	11:53'26.708
6	29.048	26.864	32.044	24.769	1'52.725	180,6	11:55'19.433
7	29.229	27.167	32.276	26.352	1'55.024	175,0	11:57'14.457
8	29.359	27.472	36.063	25.462	1'58.356	167,7	11:59'12.813
9	29.418	27.092	32.171	24.956	1'53.637	175,6	12:01'06.450
10	29.472	27.149	31.911	24.785	1'53.317C	177,0	12:02'59.767
11	28.978	26.864	31.944	24.852	1'52.638	177,9	12:04'52.405
12	29.100	26.837	31.599	25.924	1'53.460	180,9	12:06'45.865
13	28.931	27.026	33.243	25.196	1'54.396	171,7	12:08'40.261
14	29.171	26.471	31.710	24.761	1'52.113C	182,7	12:10'32.374
15	29.851	27.452	33.075	24.620	1'54.998	168,8	12:12'27.372
16	29.240	27.752	31.965	25.110	1'54.067	175,9	12:14'21.439
17	28.949	26.825	32.227	24.970	1'52.971	176,2	12:16'14.410

20° 54 F. FULIGNI (1'52.662)							
Lap	Seg.1	Seg.2	Seg.3	Seg.4	Lap Time	km/h	Local Time
1							11:45'00.662
2	58.890	29.772	35.066	26.217	2'29.945P	157,7	11:47'30.607
3	30.777	27.672	32.371	25.860	1'56.680	174,2	11:49'27.287
4	30.128	27.513	32.532	24.941	1'55.114	174,8	11:51'22.401
5	29.750	27.229	32.125	25.206	1'54.310	172,0	11:53'16.711
6	29.077	27.247	31.907	24.873	1'53.104	175,6	11:55'09.815
7	29.519	26.908	32.368	24.926	1'53.721	172,2	11:57'03.536
8	29.347	27.193	32.320	25.163	1'54.023	170,1	11:58'57.559
9	31.927	28.063	32.365	26.932	1'59.287	174,2	12:00'56.846
10	29.337	27.420	32.989	26.011	1'55.757	171,4	12:02'52.603
11	29.213	27.565	32.132	25.229	1'54.139	172,8	12:04'46.742
12	29.272	29.747	32.643	25.186	1'56.848	168,8	12:06'43.590
13	29.572	27.228	32.222	24.943	1'53.965	172,5	12:08'37.555
14	29.240	27.228	32.115	24.891	1'53.474	172,0	12:10'31.029
15	29.055	27.024	32.095	24.685	1'52.859	173,4	12:12'23.888
16	28.867	27.015	32.176	24.604	1'52.662	169,3	12:14'16.550
17	29.519	27.306	34.021	25.242	1'56.088	165,9	12:16'12.638

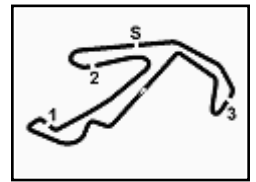
21° 27 F. ROVELLI (1'52.757)							
Lap	Seg.1	Seg.2	Seg.3	Seg.4	Lap Time	km/h	Local Time
1							11:44'48.649
2	50.215	29.949	35.430	26.980	2'22.574P	157,9	11:47'11.223
3	30.321	28.181	33.219	25.718	1'57.439	166,9	11:49'08.662
4	29.729	27.620	32.799	25.299	1'55.447	169,3	11:51'04.109
5	29.477	27.660	32.677	25.150	1'54.964	168,8	11:52'59.073
6	29.445	27.519	32.646	25.234	1'54.844	169,3	11:54'53.917
7	29.553	28.004	32.760	25.083	1'55.400	168,8	11:56'49.317
8	29.344	27.655	32.549	24.788	1'54.336	170,1	11:58'43.653
9	29.057	27.511	32.471	24.750	1'53.789	170,6	12:00'37.442
10	28.997	27.375	32.309	24.773	1'53.454	171,2	12:02'30.896
11	29.099	27.340	32.233	24.757	1'53.429	170,6	12:04'24.325
12	30.529	31.561	32.846	37.700	2'12.636P	169,5	12:06'36.961

06/07/2018 P = Pits In/Out - C = Lap Time Cancelled

These data/results cannot be reproduced, stored and/or transmitted in whole or in part by any manner of electronic, mechanical, photocopying, recording, broadcasting or otherwise now known or herein after developed without the previous express consent by the copyright owner, except for reproduction in daily press and regular printed publications on sale to the public within 60 days of the event related to those data/results and always provided that copyright symbol appears together as follows below.

© DORNA WSBK ORGANIZATION Srl 2018





PIRELLI Riviera di Rimini Round, 6 - 8 July 2018

World Supersport 300 - Chronological Analysis Free Practice 1st Session

Misano Circuit Sic 58 4.226 m

4 / 6

Lap	Seg.1	Seg.2	Seg.3	Seg.4	Lap Time	km/h	Local Time
13	2'13.019	29.149	33.056	24.897	3'40.121CP	169,3	12:10'17.082
14	29.059	27.530	32.151	24.470	1'53.210	172,8	12:12'10.292
15	28.882	27.096	32.104	24.675	1'52.757	170,9	12:14'03.049
16	28.793	28.633	33.187	24.691	1'55.304	169,0	12:15'58.353
22° 65 J. FACCO (1'52.813)							
Lap	Seg.1	Seg.2	Seg.3	Seg.4	Lap Time	km/h	Local Time
1							11:45'25.971
2	58.972	31.214	34.405	26.063	2'30.654P	169,3	11:47'56.625
3	30.591	27.785	32.630	25.323	1'56.329	172,5	11:49'52.954
4	30.384	27.719	32.509	25.107	1'55.719C	171,4	11:51'48.673
5	29.732	27.427	32.787	24.931	1'54.877	168,5	11:53'43.550
6	30.655	27.579	32.451	24.579	1'55.264	170,1	11:55'38.814
7	29.544	27.341	32.450	25.488	1'54.823	169,8	11:57'33.637
8	33.024	27.566	32.231	55.560	2'28.381CP	171,2	12:00'02.018
9	3'00.250	28.057	32.908	24.839	4'26.054P	165,9	12:04'28.072
10	29.105	27.598	32.820	24.837	1'54.360	165,1	12:06'22.432
11	29.183	28.257	33.604	25.339	1'56.383	169,8	12:08'18.815
12	30.058	27.602	32.497	24.514	1'54.671	168,2	12:10'13.486
13	29.435	30.290	32.834	24.382	1'56.941	172,5	12:12'10.427
14	28.999	27.292	32.115	24.407	1'52.813	171,4	12:14'03.240
15	28.850	27.936	32.862	26.168	1'55.816	165,1	12:15'59.056
26° 15 G. VAN STRAALLEN (1'53.273)							
Lap	Seg.1	Seg.2	Seg.3	Seg.4	Lap Time	km/h	Local Time
1							11:45'03.105
2	52.660	29.372	35.189	26.641	2'23.862P	163,1	11:47'26.967
3	31.159	27.744	32.854	25.347	1'57.104	175,0	11:49'24.071
4	29.996	27.634	32.268	25.032	1'54.930	175,3	11:51'19.001
5	29.990	28.193	32.607	25.098	1'55.888	174,2	11:53'14.889
6	29.325	27.043	32.245	24.785	1'53.398	176,5	11:55'08.287
7	29.387	27.511	32.209	25.328	1'54.435C	176,2	11:57'02.722
8	29.027	27.147	33.136	24.900	1'54.210	170,3	11:58'56.932
9	30.039	28.567	32.950	29.342	2'00.898	166,7	12:00'57.830
10	29.621	27.239	32.519	25.633	1'55.012	172,5	12:02'52.842
11	29.212	26.937	32.440	24.684	1'53.273	173,4	12:04'46.115
12	29.661	27.895	33.449	52.099	2'23.104P	157,0	12:07'09.219
13	1'59.342	27.222	32.154	24.822	3'23.540P	176,8	12:10'32.759
14	29.894	27.289	32.334	24.834	1'54.351	174,2	12:12'27.110
15	28.949	27.519	32.502	24.798	1'53.768	169,8	12:14'20.878
16	28.913	27.166	32.730	25.175	1'53.984	169,5	12:16'14.862
27° 30 D. BLIN (1'53.530)							
Lap	Seg.1	Seg.2	Seg.3	Seg.4	Lap Time	km/h	Local Time
1							11:44'46.134
2	54.832	30.149	34.843	27.143	2'26.967P	163,6	11:47'13.101
3	31.509	28.745	33.880	26.390	2'00.524	165,1	11:49'13.625
4	30.865	28.578	34.018	26.083	1'59.544	162,7	11:51'13.169
5	30.143	28.124	33.581	25.384	1'57.232	165,6	11:53'10.401
6	29.564	27.856	32.831	25.302	1'55.553	169,0	11:55'05.954
7	30.120	27.911	33.227	25.563	1'56.821C	169,3	11:57'02.775
8	29.740	28.590	32.137	25.116	1'55.583	172,8	11:58'58.358
9	30.029	28.074	32.979	27.192	1'58.274	168,2	12:00'56.632
10	29.765	27.517	32.726	25.286	1'55.294C	173,4	12:02'51.926
11	29.729	27.867	32.631	25.276	1'55.503	171,7	12:04'47.429
12	29.371	27.662	32.787	25.398	1'55.218	167,7	12:06'42.647
13	29.547	27.536	32.653	25.226	1'54.962C	169,0	12:08'37.609
14	29.668	27.754	32.018	24.938	1'54.378	176,8	12:10'31.987
15	29.631	28.543	32.749	24.960	1'55.883	176,2	12:12'27.870
16	29.132	27.793	32.079	25.270	1'54.274	176,5	12:14'22.144
17	29.132	27.449	32.365	24.584	1'53.530	171,2	12:16'15.674
28° 3 T. TOPARIS (1'53.709)							
Lap	Seg.1	Seg.2	Seg.3	Seg.4	Lap Time	km/h	Local Time
1							11:45'32.046
2	53.580	30.888	34.492	27.663	2'26.623P	175,6	11:47'58.669
3	31.731	29.292	33.122	26.243	2'00.388	173,1	11:49'59.057
4	30.505	28.140	33.076	25.599	1'57.320	173,1	11:51'56.377
5	29.532	27.743	32.546	25.414	1'55.235	173,4	11:53'51.612
6	29.251	27.551	32.281	25.143	1'54.226	176,2	11:55'45.838
7	29.708	27.615	33.202	25.040	1'55.565	172,5	11:57'41.403
8	31.962	27.511	32.636	25.072	1'57.181C	173,6	11:59'38.584
9	29.492	28.148	32.839	2'52.853	4'23.332P	170,6	12:04'01.916
25° 64 H. DE CANCELLIS (1'53.238)							
Lap	Seg.1	Seg.2	Seg.3	Seg.4	Lap Time	km/h	Local Time
1							11:45'26.278
2	56.479	32.144	35.083	27.179	2'30.885P	169,3	11:47'57.163
3	30.672	28.523	33.437	26.166	1'58.798	169,5	11:49'55.961

06/07/2018 P = Pits In/Out - C = Lap Time Cancelled

These data/results cannot be reproduced, stored and/or transmitted in whole or in part by any manner of electronic, mechanical, photocopying, recording, broadcasting or otherwise now known or herein after developed without the previous express consent by the copyright owner, except for reproduction in daily press and regular printed publications on sale to the public within 60 days of the event related to those data/results and always provided that copyright symbol appears together as follows below.

© DORNA WSBK ORGANIZATION Srl 2018



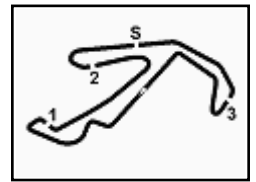
Official Fuel Supplier



Official Tyre Supplier



Official Timekeeper



PIRELLI Riviera di Rimini Round, 6 - 8 July 2018

World Supersport 300 - Chronological Analysis Free Practice 1st Session

Misano Circuit Sic 58 4.226 m

5 / 6

Lap	Seg.1	Seg.2	Seg.3	Seg.4	Lap Time	km/h	Local Time
10	54.016	28.419	33.862	25.751	2'22.048P	174,2	12:06'23.964
11	29.357	27.226	32.418	25.996	1'54.997	172,2	12:08'18.961
12	29.461	27.272	32.442	25.036	1'54.211	173,1	12:10'13.172
13	30.385	28.199	32.475	25.104	1'56.163C	172,5	12:12'09.335
14	29.524	27.555	31.868	24.762	1'53.709	177,0	12:14'03.044
15	29.776	27.316	32.355	24.637	1'54.084	175,0	12:15'57.128

Lap	Seg.1	Seg.2	Seg.3	Seg.4	Lap Time	km/h	Local Time
9	30.477	27.179	32.777	25.687	1'56.120	169,5	12:01'08.670
10	30.553	27.558	32.901	25.426	1'56.438C	170,1	12:03'05.108
11	30.117	27.512	33.041	25.169	1'55.839	166,7	12:05'00.947
12	29.548	27.798	32.652	24.731	1'54.729	170,3	12:06'55.676
13	29.532	27.625	33.101	25.118	1'55.376	170,9	12:08'51.052
14	29.587	27.871	34.856	25.141	1'57.455	163,1	12:10'48.507
15	29.498	27.987	33.796	25.036	1'56.317	160,5	12:12'44.824
16	29.274	27.508	33.249	24.932	1'54.963	170,1	12:14'39.787
17	29.638	27.623	33.378	25.621	1'56.260	166,4	12:16'36.047

29° 93 W. KHAN (1'54.038)

Lap	Seg.1	Seg.2	Seg.3	Seg.4	Lap Time	km/h	Local Time
1							11:44'58.953
2	55.145	29.203	33.100	26.015	2'23.463P	171,4	11:47'22.416
3	30.427	28.109	33.386	25.222	1'57.144	172,8	11:49'19.560
4	30.299	27.530	32.508	24.983	1'55.320	173,9	11:51'14.880
5	29.463	27.635	32.610	25.003	1'54.711	169,3	11:53'09.591
6	29.514	27.598	32.409	25.180	1'54.701	172,8	11:55'04.292
7	30.525	28.006	34.253	24.913	1'57.697	168,5	11:57'01.989
8	29.508	27.612	32.352	24.873	1'54.345	174,2	11:58'56.334
9	31.152	28.389	33.346	28.568	2'01.455	167,2	12:00'57.789
10	30.258	27.378	32.093	25.453	1'55.182	175,9	12:02'52.971
11	29.690	27.213	32.066	25.069	1'54.038	175,6	12:04'47.009
12	29.578	28.714	32.391	25.337	1'56.020	176,5	12:06'43.029

33° 13 D. IOZZO (1'54.864)

Lap	Seg.1	Seg.2	Seg.3	Seg.4	Lap Time	km/h	Local Time
1							11:47'15.070
2	31.891	29.452	34.609	27.038	2'02.990	164,4	11:49'18.060
3	30.919	29.120	33.897	25.915	1'59.851	169,5	11:51'17.911
4	30.418	28.528	33.275	25.226	1'57.447	168,8	11:53'15.358
5	31.283	28.055	32.970	25.210	1'57.518	169,3	11:55'12.876
6	29.260	28.145	33.029	25.205	1'55.639	166,9	11:57'08.515
7	29.737	28.263	33.367	25.336	1'56.703	164,9	11:59'05.218
8	29.988	27.871	33.314	25.133	1'56.306	166,9	12:01'01.524
9	29.468	27.864	33.162	25.333	1'55.827	168,5	12:02'57.351
10	29.319	28.227	32.853	24.979	1'55.378	168,5	12:04'52.729
11	29.446	28.250	32.728	24.952	1'55.376	167,2	12:06'48.105
12	29.123	28.234	33.058	24.809	1'55.224	167,2	12:08'43.329
13	29.223	28.180	32.668	24.793	1'54.864	172,0	12:10'38.193
14	29.616	28.183	33.220	25.419	1'56.438	168,0	12:12'34.631
15	30.504	27.770	33.372	25.034	1'56.680	166,2	12:14'31.311
16	29.903	28.082	36.171	44.973	2'19.129P	147,9	12:16'50.440

30° 97 M. KAPPLER (1'54.100)

Lap	Seg.1	Seg.2	Seg.3	Seg.4	Lap Time	km/h	Local Time
1							11:45'17.732
2	54.420	28.911	34.269	26.489	2'24.089P	173,1	11:47'41.821
3	30.546	27.473	32.935	25.572	1'56.526	173,9	11:49'38.347
4	30.028	27.550	32.585	25.216	1'55.379	176,2	11:51'33.726
5	29.351	30.065	32.955	25.293	1'57.664	171,4	11:53'31.390
6	29.723	27.600	33.228	25.195	1'55.746C	168,2	11:55'27.136
7	29.582	27.443	32.709	25.801	1'55.535	173,1	11:57'22.671
8	29.537	27.515	32.642	25.142	1'54.836	172,0	11:59'17.507
9	29.751	27.462	32.702	25.026	1'54.941	171,2	12:01'12.448
10	29.506	27.437	32.708	25.008	1'54.659	171,4	12:03'07.107
11	29.498	27.254	32.482	24.999	1'54.233	173,6	12:05'01.340
12	29.418	27.197	32.548	24.937	1'54.100	173,1	12:06'55.440
13	29.507	27.409	33.389	27.801	1'58.106	168,5	12:08'53.546
14	29.478	27.393	32.582	25.078	1'54.531	172,2	12:10'48.077
15	29.548	27.345	32.633	24.948	1'54.474	172,2	12:12'42.551
16	29.514	27.740	32.659	25.239	1'55.152	171,7	12:14'37.703
17	29.512	27.363	32.775	25.036	1'54.686	172,0	12:16'32.389

34° 44 S. LOCHOFF (1'54.973)

Lap	Seg.1	Seg.2	Seg.3	Seg.4	Lap Time	km/h	Local Time
1							11:44'53.032
2	51.387	29.917	34.631	27.436	2'23.371P	168,0	11:47'16.403
3	31.459	28.881	34.749	27.181	2'02.270	163,6	11:49'18.673
4	30.876	28.662	33.087	26.385	1'59.010	169,5	11:51'17.683
5	31.182	28.505	33.165	26.228	1'59.080	174,2	11:53'16.763
6	30.867	28.238	33.290	25.684	1'58.079	170,1	11:55'14.842
7	30.199	28.334	32.987	26.004	1'57.524	170,3	11:57'12.366
8	29.970	28.557	32.830	25.665	1'57.022	170,1	11:59'09.388
9	30.400	28.054	32.684	25.678	1'56.816	169,3	12:01'06.204
10	30.716	28.279	33.044	25.282	1'57.321	169,8	12:03'03.525
11	30.033	27.891	32.758	25.321	1'56.003	169,0	12:04'59.528
12	29.816	27.780	32.704	25.073	1'55.373	170,9	12:06'54.901
13	29.505	28.087	32.616	25.297	1'55.505	170,9	12:08'50.406
14	29.798	27.823	32.829	25.258	1'55.708	170,6	12:10'46.114
15	29.780	27.722	32.333	25.138	1'54.973	171,2	12:12'41.087
16	29.909	27.671	32.439	25.242	1'55.261	169,8	12:14'36.348
17	29.619	27.684	32.577	25.117	1'54.997	170,1	12:16'31.345

31° 79 T. ALONSO (1'54.263)

Lap	Seg.1	Seg.2	Seg.3	Seg.4	Lap Time	km/h	Local Time
1							11:45'13.231
2	54.854	32.194	40.943	28.636	2'36.627P	152,1	11:47'49.858
3	31.889	28.793	33.838	29.930	2'04.450	170,9	11:49'54.308
4	30.206	27.603	32.471	25.593	1'55.873	174,2	11:51'50.181
5	29.674	27.341	32.736	25.537	1'55.288	170,3	11:53'45.469
6	29.806	27.504	32.443	25.666	1'55.419	175,3	11:55'40.888
7	29.670	27.417	32.193	24.983	1'54.263	173,9	11:57'35.151
8	29.865	27.353	34.040	26.547	1'57.805C	172,8	11:59'32.956
9	29.805	34.527	32.977	1'44.136	3'21.445P	172,0	12:02'54.401

35° 7 N. SETTIMO (1'55.050)

Lap	Seg.1	Seg.2	Seg.3	Seg.4	Lap Time	km/h	Local Time
1							11:44'54.079
2	1'03.838	29.294	34.214	26.627	2'33.973P	166,4	11:47'28.052
3	31.540	28.511	33.223	25.912	1'59.186	170,1	11:49'27.238
4	30.671	27.742	32.537	25.114	1'56.064	171,2	11:51'23.302
5	29.851	28.046	32.967	25.403	1'56.267	168,8	11:53'19.569
6	29.982	28.605	32.942	25.260	1'56.789	167,7	11:55'16.358
7	29.845	27.852	33.260	25.461	1'56.418	173,1	11:57'12.776
8	30.440	28.428	36.163	25.532	2'00.563C	137,1	11:59'13.339
9	29.927	27.552	32.785	25.203	1'55.467	171,2	12:01'08.806
10	30.115	28.013	32.980	25.578	1'56.686	171,4	12:03'05.492
11	32.145	29.442	34.253	26.182	2'02.022	160,2	12:05'07.514
12	32.032	28.401	33.423	25.952	1'59.808	166,7	12:07'07.322
13	29.807	28.035	32.384	25.215	1'55.441	170,1	12:09'02.763

32° 28 D. KOOPMAN (1'54.729)

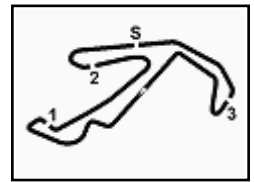
Lap	Seg.1	Seg.2	Seg.3	Seg.4	Lap Time	km/h	Local Time
1							11:44'54.228
2	53.845	32.698	37.391	28.155	2'32.089P	154,3	11:47'26.317
3	32.226	29.748	34.241	26.297	2'02.512	170,1	11:49'28.829
4	30.506	28.211	33.597	25.580	1'57.894	166,9	11:51'26.723
5	30.177	28.242	33.418	25.539	1'57.376	172,2	11:53'24.099
6	30.293	27.637	33.129	25.089	1'56.148	168,8	11:55'20.247
7	29.922	27.665	33.439	25.198	1'56.224	166,4	11:57'16.471
8	29.971	27.670	33.169	25.269	1'56.079	169,5	11:59'12.550

06/07/2018

P = Pits In/Out - C = Lap Time Cancelled

These data/results cannot be reproduced, stored and/or transmitted in whole or in part by any manner of electronic, mechanical, photocopying, recording, broadcasting or otherwise now known or herein after developed without the previous express consent by the copyright owner, except for reproduction in daily press and regular printed publications on sale to the public within 60 days of the event related to those data/results and always provided that copyright symbol appears together as follows below.

© DORNA WSBK ORGANIZATION Srl 2018



PIRELLI Riviera di Rimini Round, 6 - 8 July 2018

World Supersport 300 - Chronological Analysis Free Practice 1st Session

Misano Circuit Sic 58.4.226 m

6 / 6

								40° 62 J. SCHULTZ (1'57.814)							
Lap	Seg.1	Seg.2	Seg.3	Seg.4	Lap Time	km/h	Local Time	Lap	Seg.1	Seg.2	Seg.3	Seg.4	Lap Time	km/h	Local Time
14	31.752	28.030	32.271	24.941	1'56.994	171,7	12:10'59.757	1							
15	29.351	27.734	32.697	25.294	1'55.076	167,2	12:12'54.833	2	55.031	29.889	35.090	26.963	2'26.973P	158,4	11:47'31.796
16	30.050	28.593	33.658	25.367	1'57.668	165,6	12:14'52.501	3	30.900	28.580	33.933	26.792	2'00.205	160,5	11:49'32.001
17	29.393	27.958	32.550	25.149	1'55.050	169,0	12:16'47.551	4	31.264	28.483	33.618	46.964	2'20.329P	163,4	11:51'52.330
								5	1'40.543	31.379	34.471	26.375	3'12.768P	157,4	11:55'05.098
								6	30.396	28.659	33.527	25.638	1'58.220	168,5	11:57'03.318
								7	30.238	28.320	33.416	25.840	1'57.814	166,2	11:59'01.132
								8	30.171	28.029	33.854	26.478	1'58.532	163,6	12:00'59.664
								9	30.131	28.370	34.367	1'51.818	3'24.686P	161,4	12:04'24.350
								10	52.948	28.912	33.369	26.830	2'22.059P	166,4	12:06'46.409
								11	30.446	28.806	33.406	25.611	1'58.269	168,0	12:08'44.678
								12	30.016	28.977	34.104	25.857	1'58.954	162,2	12:10'43.632
								13	30.340	28.635	34.146	25.855	1'58.976	160,7	12:12'42.608
								14	29.976	28.598	34.215	25.659	1'58.448	161,4	12:14'41.056
								15	30.393	28.899	33.418	25.772	1'58.482	163,9	12:16'39.538

36° 71 T. EDWARDS (1'55.358)							
Lap	Seg.1	Seg.2	Seg.3	Seg.4	Lap Time	km/h	Local Time
1							11:44'59.957
2	54.618	29.125	34.318	26.334	2'24.395P	170,9	11:47'24.352
3	30.418	27.967	33.164	25.200	1'57.069	174,2	11:49'21.421
4	30.148	28.323	32.858	25.524	1'56.533	174,8	11:51'17.954
5	30.062	27.723	32.828	25.071	1'55.684	173,6	11:53'13.638
6	29.656	27.635	32.962	25.223	1'55.476	170,6	11:55'09.114
7	29.425	27.229	32.855	25.849	1'55.358	173,4	11:57'04.472
8	35.403	39.708	42.264	6'38.921	8'36.296P	142,9	12:05'40.768

37° 58 T. FINOCCHIARO (1'55.977)							
Lap	Seg.1	Seg.2	Seg.3	Seg.4	Lap Time	km/h	Local Time
1							11:44'57.808
2	56.464	29.556	34.605	26.764	2'27.389P	170,6	11:47'25.197
3	30.737	28.346	33.514	25.850	1'58.447	168,5	11:49'23.644
4	30.923	27.585	33.279	25.737	1'57.524	169,8	11:51'21.168
5	30.216	27.825	32.876	25.427	1'56.344	172,2	11:53'17.512
6	30.533	27.987	33.513	25.463	1'57.496	166,4	11:55'15.008
7	30.442	28.081	33.596	25.381	1'57.500C	169,0	11:57'12.508
8	30.211	28.874	33.456	25.795	1'58.336	168,0	11:59'10.844
9	30.180	27.811	33.694	25.567	1'57.252	167,7	12:01'08.096
10	30.103	27.880	33.404	25.442	1'56.829	167,7	12:03'04.925
11	29.919	28.049	33.102	25.285	1'56.355	169,3	12:05'01.280
12	29.847	27.710	33.144	25.276	1'55.977	168,0	12:06'57.257
13	29.807	27.927	33.555	25.755	1'57.044	166,9	12:08'54.301
14	29.655	28.177	33.570	2'16.046	3'47.448CP	166,7	12:12'41.749
15	51.081	28.540	34.045	25.596	2'19.262P	164,6	12:15'01.011

38° 78 J. FORAY (1'56.250)							
Lap	Seg.1	Seg.2	Seg.3	Seg.4	Lap Time	km/h	Local Time
1							12:01'08.054
2	56.331	31.750	36.239	27.849	2'32.169P	165,6	12:03'40.223
3	32.505	29.504	34.346	26.533	2'02.888	168,8	12:05'43.111
4	30.810	28.283	33.709	25.986	1'58.788	169,0	12:07'41.899
5	30.362	28.020	33.099	25.767	1'57.248	170,3	12:09'39.147
6	29.824	27.838	33.320	25.617	1'56.599	170,1	12:11'35.746
7	29.836	28.014	33.005	25.395	1'56.250	170,6	12:13'31.996

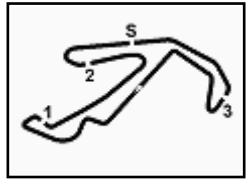
39° 5 R. VOS (1'56.854)							
Lap	Seg.1	Seg.2	Seg.3	Seg.4	Lap Time	km/h	Local Time
1							11:44'54.728
2	1'01.228	29.935	34.572	27.207	2'32.942P	168,8	11:47'27.670
3	31.594	28.237	33.258	26.381	1'59.470	174,2	11:49'27.140
4	31.100	27.978	33.059	26.368	1'58.505	173,4	11:51'25.645
5	30.718	28.626	33.307	26.645	1'59.296	170,3	11:53'24.941
6	31.231	28.168	33.459	26.146	1'59.004	170,1	11:55'23.945
7	30.986	28.284	33.423	26.002	1'58.695	169,8	11:57'22.640
8	30.284	28.082	33.587	25.879	1'57.832	170,3	11:59'20.472
9	30.239	28.296	33.234	25.778	1'57.547	169,5	12:01'18.019
10	30.950	28.630	33.493	25.891	1'58.964	172,5	12:03'16.983
11	30.751	28.523	33.310	25.691	1'58.275	169,5	12:05'15.258
12	30.686	28.206	33.223	25.852	1'57.967	171,2	12:07'13.225
13	30.337	28.322	33.530	25.765	1'57.954	169,3	12:09'11.179
14	30.586	28.007	32.801	25.460	1'56.854	171,7	12:11'08.033
15	30.099	30.269	33.737	25.830	1'59.935C	167,7	12:13'07.968
16	30.748	28.785	34.076	25.913	1'59.522	166,4	12:15'07.490

06/07/2018 P = Pits In/Out - C = Lap Time Cancelled

These data/results cannot be reproduced, stored and/or transmitted in whole or in part by any manner of electronic, mechanical, photocopying, recording, broadcasting or otherwise now known or herein after developed without the previous express consent by the copyright owner, except for reproduction in daily press and regular printed publications on sale to the public within 60 days of the event related to those data/results and always provided that copyright symbol appears together as follows below.

© DORNA WSBK ORGANIZATION Srl 2018

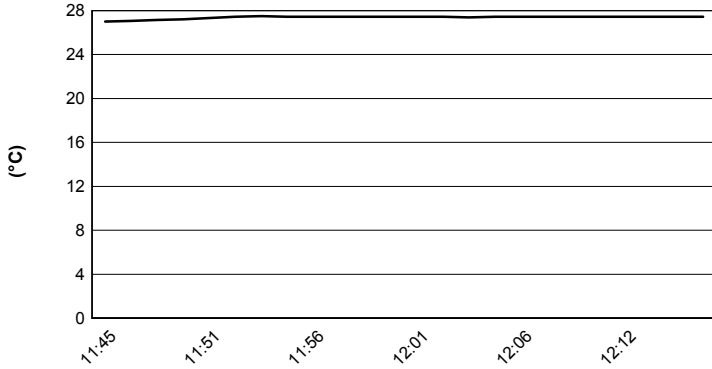




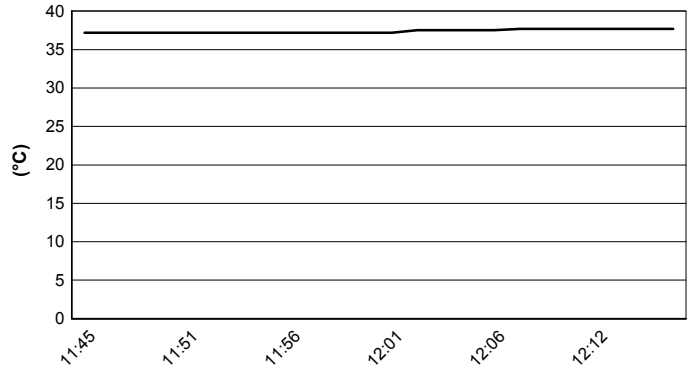
PIRELLI Riviera di Rimini Round, 6 - 8 July 2018
World Supersport 300 - Weather Report Free Practice 1st Session
 Session started 11:45 - Session ended 12:17

Misano Circuit Sic 58.4.226 m

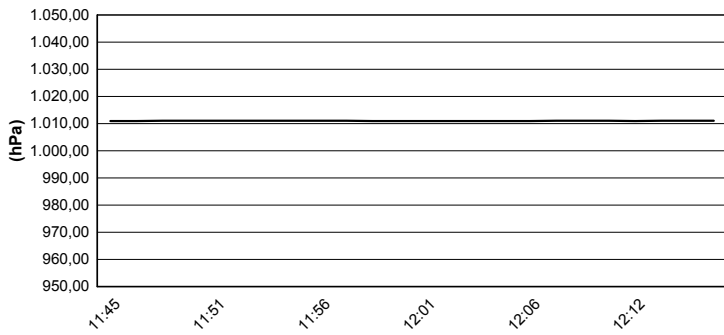
Air Temperature



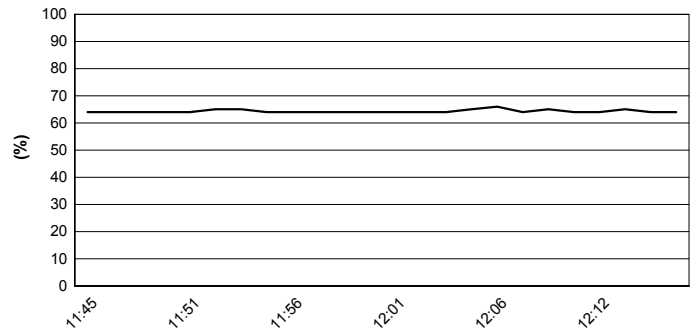
Track Temperature



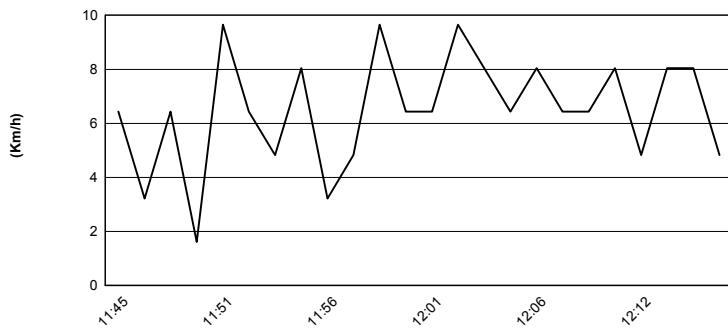
Air Pressure



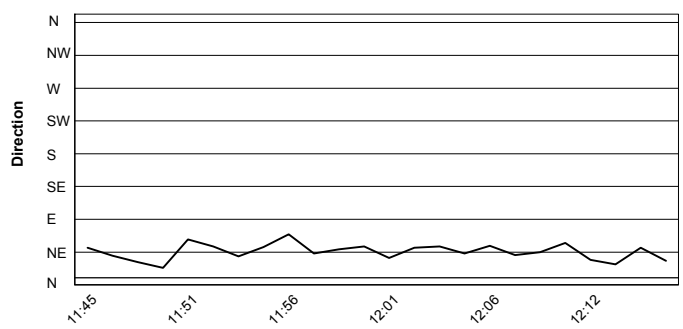
Humidity



Wind Speed



Wind Direction



06/07/2018

These data/results cannot be reproduced, stored and/or transmitted in whole or in part by any manner of electronic, mechanical, photocopying, recording, broadcasting or otherwise now known or herein after developed without the previous express consent by the copyright owner, except for reproduction in daily press and regular printed publications on sale to the public within 60 days of the event related to those data/results and always provided that copyright symbol appears together as follows below.

© DORNA WSBK ORGANIZATION Srl 2018



Official Fuel Supplier



FICR PERUGIA TIMING

Official Tyre Supplier



Official Timekeeper