

PIRELLI Riviera di Rimini Round, 6 - 8 July 2018

World Supersport 300 - Chronological Analysis Free Practice 1st Session

Misano Circuit Sic 58 4.226 m

1 / 6

1° 55 G. HENDRA PRATAMA (1'51.217)							
Lap	Seg.1	Seg.2	Seg.3	Seg.4	Lap Time	km/h	Local Time
1							11:45'39.666
2	55.000	29.327	35.862	26.039	2'26.228P	168,8	11:48'05.894
3	29.208	27.947	33.103	25.680	1'55.938	168,0	11:50'01.832
4	28.588	26.745	31.899	24.326	1'51.558	170,3	11:51'53.390
5	28.661	26.821	31.732	24.588	1'51.802	173,9	11:53'45.192
6	31.194	27.513	32.479	44.167	2'15.353P	172,2	11:56'00.545
7	9'19.311	30.779	32.358	26.503	10'48.951P	172,8	12:06'49.496
8	28.602	27.525	32.700	24.627	1'53.454	170,6	12:08'42.950
9	28.492	26.821	31.663	24.241	1'51.217	174,5	12:10'34.167
10	29.961	27.755	36.433	26.257	2'00.406	170,9	12:12'34.573
11	28.499	26.886	31.949	24.452	1'51.786	172,2	12:14'26.359
12	28.584	26.838	31.773	24.246	1'51.441	173,6	12:16'17.800

10	29.223	27.500	32.258	24.612	1'53.593	169,8	12:07'08.100
11	29.231	27.509	32.344	27.376	1'56.460	168,8	12:09'04.560
12	28.988	27.093	32.159	24.520	1'52.760	172,5	12:10'57.320
13	28.936	27.318	32.792	25.961	1'55.007	167,2	12:12'52.327
14	28.909	26.872	31.859	24.210	1'51.850	173,9	12:14'44.177
15	28.822	26.760	31.674	24.658	1'51.914	175,3	12:16'36.091

2° 95 S. DEROUÉ (1'51.623)							
Lap	Seg.1	Seg.2	Seg.3	Seg.4	Lap Time	km/h	Local Time
1							11:45'46.579
2	50.499	28.753	33.252	25.486	2'17.990P	171,2	11:48'04.569
3	30.117	27.907	32.244	24.981	1'55.249	173,9	11:49'59.818
4	30.060	27.243	31.741	24.894	1'53.938C	177,3	11:51'53.756
5	29.259	27.019	31.707	24.745	1'52.730	175,0	11:53'46.486
6	29.338	27.108	31.763	24.731	1'52.940	176,8	11:55'39.426
7	29.082	27.019	31.927	24.917	1'52.945	172,5	11:57'32.371
8	33.813	27.531	32.264	3'57.677	5'31.285CP	174,8	12:03'03.656
9	46.822	27.464	41.693	27.625	2'23.604P	142,9	12:05'27.260
10	29.149	27.261	31.901	24.755	1'53.066	172,5	12:07'20.326
11	28.985	27.356	31.759	25.169	1'53.269	174,5	12:09'13.595
12	28.753	26.787	31.788	24.746	1'52.074	173,9	12:11'05.669
13	28.883	26.971	33.376	25.352	1'54.582	173,9	12:13'00.251
14	28.440	26.861	31.660	24.662	1'51.623	175,0	12:14'51.874
15	29.487	27.546	32.740	26.676	1'56.449	173,1	12:16'48.323

5° 48 T. BRIANTI (1'51.871)							
Lap	Seg.1	Seg.2	Seg.3	Seg.4	Lap Time	km/h	Local Time
1							11:45'16.253
2	1'05.836	33.183	33.566	26.424	2'39.009P	174,5	11:47'55.262
3	30.500	27.246	32.265	24.825	1'54.836	173,4	11:49'50.098
4	29.522	27.030	32.281	24.671	1'53.504	171,4	11:51'43.602
5	29.215	27.023	32.417	24.674	1'53.329C	170,9	11:53'36.931
6	29.389	27.044	32.329	1'38.097	3'06.859P	171,7	11:56'43.790
7	1'04.898	27.218	32.209	25.131	2'29.456P	172,2	11:59'13.246
8	29.470	27.067	32.018	24.481	1'53.036	174,5	12:01'06.282
9	29.239	27.128	32.014	24.650	1'53.031	171,2	12:02'59.313
10	29.119	27.020	32.182	24.561	1'52.882	172,0	12:04'52.195
11	29.001	27.001	32.219	2'20.689	3'48.910P	175,6	12:08'41.105
12	54.672	27.379	31.912	24.594	2'18.557P	173,6	12:10'59.662
13	29.016	26.757	31.691	24.917	1'52.381	175,0	12:12'52.043
14	29.010	26.801	31.765	24.295	1'51.871	174,8	12:14'43.914
15	28.784	26.694	31.719	25.109	1'52.306	175,6	12:16'36.220

3° 17 K. MEUFFELS (1'51.716)							
Lap	Seg.1	Seg.2	Seg.3	Seg.4	Lap Time	km/h	Local Time
1							11:45'15.475
2	49.473	28.672	33.360	26.396	2'17.901P	174,5	11:47'33.376
3	30.517	27.585	32.545	25.842	1'56.489	175,6	11:49'29.865
4	29.823	26.878	32.214	25.007	1'53.922	177,0	11:51'23.787
5	29.642	27.018	31.989	25.037	1'53.686	177,0	11:53'17.473
6	29.832	27.116	32.201	24.769	1'53.918	175,0	11:55'11.391
7	29.379	27.144	32.197	24.803	1'53.523	175,3	11:57'04.914
8	29.517	26.829	31.811	24.629	1'52.786	178,2	11:58'57.700
9	29.973	27.700	34.840	25.982	1'58.495	136,0	12:00'56.195
10	29.469	27.275	32.352	24.937	1'54.033	171,7	12:02'50.228
11	32.886	27.820	32.377	25.148	1'58.231C	174,5	12:04'48.459
12	29.394	27.073	32.064	24.842	1'53.373	177,9	12:06'41.832
13	29.803	29.096	34.429	25.938	1'59.266	170,1	12:08'41.098
14	29.243	26.850	31.758	24.495	1'52.346	178,2	12:10'33.444
15	29.395	26.920	31.713	24.364	1'52.392	177,0	12:12'25.836
16	29.075	26.734	31.538	24.369	1'51.716	178,2	12:14'17.552
17	29.018	26.749	32.817	24.764	1'53.348	163,9	12:16'10.900

6° 33 D. VALLE (1'51.885)							
Lap	Seg.1	Seg.2	Seg.3	Seg.4	Lap Time	km/h	Local Time
1							11:45'15.832
2	46.300	37.109	50.139	26.419	2'39.967P	108,9	11:47'55.799
3	30.928	27.645	32.013	25.521	1'56.107	175,0	11:49'51.906
4	29.607	27.545	32.377	25.059	1'54.588	168,8	11:51'46.494
5	30.302	29.695	32.418	25.337	1'57.752	174,8	11:53'44.246
6	29.439	27.140	32.418	25.252	1'54.310	174,2	11:55'38.556
7	30.364	27.118	32.245	25.409	1'55.136	174,8	11:57'33.692
8	29.484	27.306	35.253	49.163	2'21.206P	153,6	11:59'54.898
9	3'53.391	29.268	32.397	25.272	5'20.328P	172,0	12:05'15.226
10	28.911	27.304	31.922	24.706	1'52.843	176,2	12:07'08.069
11	29.426	27.878	33.396	25.655	1'56.355	171,7	12:09'04.424
12	28.888	28.716	32.236	24.709	1'54.549	173,1	12:10'58.973
13	28.845	26.930	31.673	24.576	1'52.024	175,6	12:12'50.997
14	30.490	27.660	32.093	24.441	1'54.684C	172,0	12:14'45.681
15	28.561	27.017	31.741	24.566	1'51.885	175,0	12:16'37.566

4° 81 M. GONZALEZ (1'51.850)							
Lap	Seg.1	Seg.2	Seg.3	Seg.4	Lap Time	km/h	Local Time
1							11:45'18.320
2	1'03.905	33.639	33.744	25.796	2'37.084P	173,4	11:47'55.404
3	30.994	28.275	32.309	25.048	1'56.626	175,3	11:49'52.030
4	29.764	27.330	32.568	24.826	1'54.488	172,8	11:51'46.518
5	31.155	28.465	32.365	25.068	1'57.053	172,8	11:53'43.571
6	29.919	27.254	33.818	24.971	1'55.962	171,7	11:55'39.533
7	29.164	27.114	32.172	25.359	1'53.809	174,5	11:57'33.342
8	29.107	28.312	35.587	44.723	2'17.729P	157,9	11:59'51.071
9	3'58.133	27.710	32.651	24.942	5'23.436P	171,7	12:05'14.507

7° 85 K. SABATUCCI (1'51.913)							
Lap	Seg.1	Seg.2	Seg.3	Seg.4	Lap Time	km/h	Local Time
1							11:44'57.799
2	54.586	32.835	34.916	31.880	2'34.217P	164,9	11:47'32.016
3	29.855	27.405	32.346	25.726	1'55.332	176,5	11:49'27.348
4	30.260	27.247	32.410	25.087	1'55.004	167,7	11:51'22.352
5	29.386	27.295	32.077	25.154	1'53.912	172,2	11:53'16.264
6	29.238	27.418	32.270	24.811	1'53.737	173,6	11:55'10.001
7	29.167	26.900	32.419	24.752	1'53.238	177,9	11:57'03.239
8	29.077	26.845	31.995	24.722	1'52.639C	176,5	11:58'55.878
9	34.338	27.500	32.205	2'30.338	4'04.381CP	177,6	12:03'00.259
10	47.799	30.269	34.197	24.721	2'16.986P	163,9	12:05'17.245
11	28.940	27.497	31.769	24.677	1'52.883	176,8	12:07'10.128
12	28.965	27.165	31.973	24.645	1'52.748	172,2	12:09'02.876
13	31.369	27.680	32.017	24.539	1'55.605	172,0	12:10'58.481
14	29.162	26.684	31.820	25.994	1'53.660	178,5	12:12'52.141
15	28.559	27.067	31.954	24.333	1'51.913	172,0	12:14'44.054
16	28.786	26.682	31.752	24.780	1'52.000	176,8	12:16'36.054

8° 39 O. BONOLI (1'51.932)							
Lap	Seg.1	Seg.2	Seg.3	Seg.4	Lap Time	km/h	Local Time

06/07/2018

P = Pits In/Out - C = Lap Time Cancelled

These data/results cannot be reproduced, stored and/or transmitted in whole or in part by any manner of electronic, mechanical, photocopying, recording, broadcasting or otherwise now known or herein after developed without the previous express consent by the copyright owner, except for reproduction in daily press and regular printed publications on sale to the public within 60 days of the event related to those data/results and always provided that copyright symbol appears together as follows below.

© DORNA WSBK ORGANIZATION Srl 2018



Official Fuel Supplier

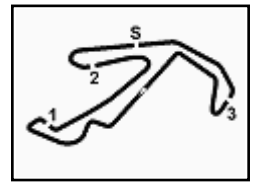


FKR PERUGIA TIMING

Official Tyre Supplier



Official Timekeeper



PIRELLI Riviera di Rimini Round, 6 - 8 July 2018

World Supersport 300 - Chronological Analysis Free Practice 1st Session

Misano Circuit Sic 58 4.226 m

2 / 6

Lap	Seg.1	Seg.2	Seg.3	Seg.4	Lap Time	km/h	Local Time
1	49.234	30.011	34.366	26.073	2'19.684P	162,9	11:45'21.156
2	30.111	28.016	33.023	24.903	1'56.053	164,6	11:47'40.840
3	29.261	27.618	32.725	24.608	1'54.212C	166,4	11:49'36.893
4	28.825	27.475	32.344	24.948	1'53.592	166,2	11:51'31.105
5	29.102	27.493	32.539	24.599	1'53.733	165,4	11:53'24.697
6	28.932	27.285	32.094	24.529	1'52.840	171,2	11:55'18.430
7	29.281	27.235	32.364	24.866	1'53.746	166,7	11:57'11.270
8	28.816	27.139	32.351	24.541	1'52.847C	169,8	11:59'05.016
9	28.889	26.933	32.359	24.287	1'52.468	165,9	12:00'57.863
10	32.509	27.132	32.034	1'52.108	3'23.783CP	174,8	12:02'50.331
11	48.408	30.912	42.288	24.820	2'26.428P	113,1	12:06'14.114
12	29.038	26.787	32.205	24.269	1'52.299	169,8	12:08'40.542
13	29.648	27.296	32.541	24.404	1'53.889	174,5	12:10'32.841
14	28.625	26.808	32.127	24.372	1'51.932	168,2	12:12'26.730
15	29.075	27.236	32.475	24.583	1'53.369	164,9	12:14'18.662
16							12:16'12.031

12° 96 I. PRATNA (1'52.359)							
Lap	Seg.1	Seg.2	Seg.3	Seg.4	Lap Time	km/h	Local Time
1							11:45'01.057
2	59.867	29.535	33.063	25.320	2'27.785P	168,5	11:47'28.842
3	30.136	28.420	31.862	24.825	1'55.243	170,6	11:49'24.085
4	29.702	27.507	32.254	24.787	1'54.250C	171,2	11:51'18.335
5	31.490	27.930	32.109	24.622	1'56.151	177,9	11:53'14.486
6	29.202	27.873	32.690	24.712	1'54.477	172,8	11:55'08.963
7	29.030	26.727	32.126	24.537	1'52.420	176,8	11:57'01.383
8	29.425	27.013	34.323	25.391	1'56.152	156,7	11:58'57.535
9	29.739	32.256	32.952	1'26.997	3'01.944P	171,7	12:01'59.479
10	49.676	29.060	33.937	25.114	2'17.787P	168,0	12:04'17.266
11	29.075	27.502	32.086	24.860	1'53.523	172,2	12:06'10.789
12	29.241	29.168	36.251	45.193	2'19.853P	150,2	12:08'30.642
13	42.639	27.407	32.489	24.765	2'07.300P	170,3	12:10'37.942
14	29.242	27.188	32.155	24.532	1'53.117	172,2	12:12'31.059
15	28.913	27.160	32.133	24.671	1'52.877	171,7	12:14'23.936
16	28.993	27.203	31.845	24.318	1'52.359	173,9	12:16'16.295

9° 19 L. BERNARDI (1'51.976)							
Lap	Seg.1	Seg.2	Seg.3	Seg.4	Lap Time	km/h	Local Time
1							11:45'09.501
2	52.920	28.797	34.183	26.279	2'22.179P	155,2	11:47'31.680
3	29.287	27.156	32.115	24.852	1'53.410	176,5	11:49'25.090
4	29.158	27.303	32.097	25.064	1'53.622	175,9	11:51'18.712
5	30.460	29.001	33.509	25.304	1'58.274	165,6	11:53'16.986
6	28.966	27.070	31.986	24.759	1'52.781C	173,6	11:55'09.767
7	28.865	26.933	31.835	24.632	1'52.265	176,2	11:57'02.032
8	28.918	29.613	32.301	26.145	1'56.977	170,9	11:58'59.009
9	29.091	28.482	32.986	1'59.472	3'30.031P	168,5	12:02'29.400
10	56.084	27.930	32.439	24.987	2'21.440P	166,7	12:04'50.480
11	28.900	27.225	31.939	24.794	1'52.858	171,2	12:06'43.338
12	29.585	28.396	32.614	25.183	1'55.778	172,2	12:08'39.116
13	28.764	26.992	31.839	24.381	1'51.976	170,3	12:10'31.092
14	29.708	29.633	33.348	25.214	1'57.903	174,2	12:12'28.995
15	28.626	27.055	31.923	24.464	1'52.068	175,6	12:14'21.063
16	29.029	28.259	32.403	24.554	1'54.245	170,9	12:16'15.308

13° 69 M. HERRERA (1'52.378)							
Lap	Seg.1	Seg.2	Seg.3	Seg.4	Lap Time	km/h	Local Time
1							11:45'19.497
2	1'02.865	34.043	33.970	25.879	2'36.757P	171,4	11:47'56.254
3	29.939	27.703	32.316	25.385	1'55.343	176,5	11:49'51.597
4	29.760	27.970	32.939	25.265	1'55.934	171,7	11:51'47.531
5	29.239	27.810	32.750	24.913	1'54.712	167,7	11:53'42.243
6	29.434	27.816	32.497	28.736	1'58.483	173,1	11:55'40.726
7	29.195	27.292	32.054	24.428	1'52.969C	170,3	11:57'33.695
8	28.930	27.657	35.733	50.235	2'22.555P	152,5	11:59'56.250
9	3'54.529	27.972	37.942	28.843	5'29.286P	142,7	12:05'25.536
10	30.993	27.358	32.322	24.511	1'55.184	168,8	12:07'20.720
11	28.713	27.389	31.891	24.385	1'52.378	172,0	12:09'13.098
12	29.362	26.934	31.989	24.569	1'52.854	169,5	12:11'05.952
13	28.710	27.025	32.443	24.755	1'52.933	166,4	12:12'58.885
14	29.341	27.804	31.997	24.422	1'53.564	170,1	12:14'52.449
15	28.574	27.327	32.521	24.622	1'53.044	166,7	12:16'45.493

10° 20 D. LOUREIRO (1'52.010)							
Lap	Seg.1	Seg.2	Seg.3	Seg.4	Lap Time	km/h	Local Time
1							11:45'57.366
2	56.881	31.241	35.344	26.675	2'30.141P	169,8	11:48'27.507
3	30.108	27.559	32.699	25.214	1'55.580	175,3	11:50'23.087
4	29.987	27.340	32.346	25.275	1'54.948	174,2	11:52'18.035
5	29.786	27.305	32.297	25.006	1'54.394	174,2	11:54'12.429
6	29.419	27.173	32.357	24.973	1'53.922	174,5	11:56'06.351
7	29.334	27.304	32.242	24.851	1'53.731	172,0	11:58'00.082
8	30.485	29.031	34.738	4'51.238	6'25.492P	161,2	12:04'25.574
9	53.638	27.650	32.461	25.070	2'18.819P	179,1	12:06'44.393
10	29.179	26.935	32.289	24.862	1'53.265	179,4	12:08'37.658
11	28.848	26.907	32.260	25.164	1'53.179	175,6	12:10'30.837
12	29.042	26.906	32.317	24.967	1'53.232	177,3	12:12'24.069
13	29.123	26.786	31.678	24.423	1'52.010	178,5	12:14'16.079
14	31.923	31.105	32.460	24.688	2'00.176	179,7	12:16'16.255

14° 43 L. GRUNWALD (1'52.393)							
Lap	Seg.1	Seg.2	Seg.3	Seg.4	Lap Time	km/h	Local Time
1							11:45'31.523
2	53.835	29.321	33.904	26.957	2'24.017P	175,3	11:47'55.540
3	31.496	27.521	32.626	25.704	1'57.347	179,1	11:49'52.887
4	30.286	27.439	32.638	25.373	1'55.736	175,6	11:51'48.623
5	30.092	27.358	32.304	25.111	1'54.865	179,7	11:53'43.488
6	29.818	27.376	32.457	25.354	1'55.005	175,0	11:55'38.493
7	29.717	27.520	32.181	25.390	1'54.808	176,5	11:57'33.301
8	29.706	27.290	34.087	1'55.123	3'26.206P	149,2	12:00'59.507
9	50.503	27.810	32.709	25.197	2'16.219P	171,4	12:03'15.726
10	29.463	27.186	32.120	24.706	1'53.475	173,4	12:05'09.201
11	29.382	27.010	32.161	24.941	1'53.494	174,5	12:07'02.695
12	29.247	27.070	31.964	24.782	1'53.063	174,2	12:08'55.758
13	29.357	34.614	33.620	24.899	2'02.490	157,2	12:10'58.248
14	29.190	26.685	31.859	24.826	1'52.560	175,0	12:12'50.808
15	28.940	26.858	32.057	24.538	1'52.393	173,1	12:14'43.201
16	28.943	26.620	31.942	25.131	1'52.636	175,0	12:16'35.837

11° 41 J. JÄHNIG (1'52.166)							
Lap	Seg.1	Seg.2	Seg.3	Seg.4	Lap Time	km/h	Local Time
1							11:45'33.026
2	51.563	29.310	33.872	26.832	2'21.577P	172,2	11:47'54.603
3	31.469	27.597	32.207	25.603	1'56.876	177,9	11:49'51.479
4	30.660	27.350	32.513	25.370	1'55.893	180,0	11:51'47.372
5	29.929	27.274	32.281	25.223	1'54.707	177,3	11:53'42.079
6	30.003	27.219	32.136	1'41.160	3'10.518P	174,2	11:56'52.597
7	47.828	27.579	32.121	25.072	2'12.600P	177,9	11:59'05.197
8	29.750	26.904	31.820	25.441	1'53.915	177,3	12:00'59.112
9	29.337	26.721	32.103	24.940	1'53.101	180,6	12:02'52.213

06/07/2018 P = Pits In/Out - C = Lap Time Cancelled

These data/results cannot be reproduced, stored and/or transmitted in whole or in part by any manner of electronic, mechanical, photocopying, recording, broadcasting or otherwise now known or herein after developed without the previous express consent by the copyright owner, except for reproduction in daily press and regular printed publications on sale to the public within 60 days of the event related to those data/results and always provided that copyright symbol appears together as follows below.

© DORNA WSBK ORGANIZATION Srl 2018



Official Fuel Supplier

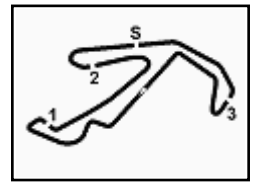


FKR PERUGIA TIMING

Official Tyre Supplier



Official Timekeeper



PIRELLI Riviera di Rimini Round, 6 - 8 July 2018

World Supersport 300 - Chronological Analysis Free Practice 1st Session

Misano Circuit Sic 58.4.226 m

3 / 6

15° 22 N. KALININ (1'52.416)							
Lap	Seg.1	Seg.2	Seg.3	Seg.4	Lap Time	km/h	Local Time
1							11:44'56.303
2	56.957	30.531	34.100	25.318	2'26.906P	171,7	11:47'23.209
3	30.019	28.386	33.496	26.970	1'58.871	169,8	11:49'22.080
4	29.455	27.937	31.941	24.672	1'54.005	178,5	11:51'16.085
5	29.152	27.340	32.214	24.948	1'53.654	175,0	11:53'09.739
6	29.846	27.668	32.454	25.375	1'55.343	171,7	11:55'05.082
7	29.305	27.942	38.839	24.658	2'00.744	169,5	11:57'05.826
8	29.169	27.063	31.761	24.595	1'52.588	175,3	11:58'58.414
9	29.566	28.872	33.741	29.149	2'01.328	153,0	12:00'59.742
10	29.027	26.983	32.141	25.330	1'53.481	177,0	12:02'53.223
11	29.198	27.190	32.042	24.692	1'53.122	176,2	12:04'46.345
12	30.017	31.364	31.969	25.806	1'59.156	175,6	12:06'45.501
13	28.660	27.130	32.116	24.655	1'52.561	173,9	12:08'38.062
14	29.006	26.763	31.979	24.668	1'52.416	175,9	12:10'30.478
15	28.703	27.152	32.197	24.503	1'52.555C	171,2	12:12'23.033
16	28.653	27.307	32.027	24.676	1'52.663	169,3	12:14'15.696
17	29.421	30.569	32.311	24.884	1'57.185	170,9	12:16'12.881

9	35.773	27.254	32.278	26.333	2'01.638	170,6	12:00'58.237
10	29.523	27.151	31.940	25.114	1'53.728	176,2	12:02'51.965
11	29.167	27.669	32.118	24.836	1'53.790	171,4	12:04'45.755
12	29.922	29.319	32.342	25.211	1'56.794	176,2	12:06'42.549
13	29.291	27.458	32.305	24.835	1'53.889	168,5	12:08'36.438
14	28.980	27.340	32.453	24.751	1'53.524	168,8	12:10'29.962
15	28.909	27.596	32.228	24.691	1'53.424	171,7	12:12'23.386
16	28.810	27.073	31.884	24.759	1'52.526	172,2	12:14'15.912
17	29.459	27.129	32.312	24.517	1'53.417	168,0	12:16'09.329

16° 51 M. BASTIANELLI (1'52.438)							
Lap	Seg.1	Seg.2	Seg.3	Seg.4	Lap Time	km/h	Local Time
1							11:46'02.404
2	52.885	30.669	34.169	26.150	2'23.873P	168,8	11:48'26.277
3	30.062	27.527	32.749	25.266	1'55.604	172,2	11:50'21.881
4	31.927	27.559	32.986	37.829	2'10.301P	171,2	11:52'32.182
5	4'32.623	27.892	32.857	25.226	5'58.598P	171,4	11:58'30.780
6	29.432	27.186	32.342	24.951	1'53.911	171,4	12:00'24.691
7	29.160	27.083	32.259	24.775	1'53.277C	172,2	12:02'17.968
8	29.017	27.084	39.143	24.534	1'59.778	168,8	12:04'17.746
9	28.870	26.680	32.260	24.628	1'52.438	174,8	12:06'10.184
10	29.683	28.702	38.808	35.861	2'13.054P	139,9	12:08'23.238
11	1'54.765	27.589	32.573	25.069	3'19.996P	172,8	12:11'43.234
12	29.027	26.926	32.116	24.811	1'52.880	173,6	12:13'36.114
13	28.791	26.978	32.097	24.640	1'52.506	172,2	12:15'28.620

19° 21 B. SANCHEZ (1'52.638)							
Lap	Seg.1	Seg.2	Seg.3	Seg.4	Lap Time	km/h	Local Time
1							11:45'16.338
2	59.493	28.842	33.412	25.712	2'27.459P	171,4	11:47'43.797
3	30.087	27.379	32.251	25.519	1'55.236	176,2	11:49'39.033
4	29.763	26.995	32.083	25.019	1'53.860	175,3	11:51'32.893
5	29.566	27.324	31.988	24.937	1'53.815	172,8	11:53'26.708
6	29.048	26.864	32.044	24.769	1'52.725	180,6	11:55'19.433
7	29.229	27.167	32.276	26.352	1'55.024	175,0	11:57'14.457
8	29.359	27.472	36.063	25.462	1'58.356	167,7	11:59'12.813
9	29.418	27.092	32.171	24.956	1'53.637	175,6	12:01'06.450
10	29.472	27.149	31.911	24.785	1'53.317C	177,0	12:02'59.767
11	28.978	26.864	31.944	24.852	1'52.638	177,9	12:04'52.405
12	29.100	26.837	31.599	25.924	1'53.460	180,9	12:06'45.865
13	28.931	27.026	33.243	25.196	1'54.396	171,7	12:08'40.261
14	29.171	26.471	31.710	24.761	1'52.113C	182,7	12:10'32.374
15	29.851	27.452	33.075	24.620	1'54.998	168,8	12:12'27.372
16	29.240	27.752	31.965	25.110	1'54.067	175,9	12:14'21.439
17	28.949	26.825	32.227	24.970	1'52.971	176,2	12:16'14.410

17° 8 M. PEREZ (1'52.523)							
Lap	Seg.1	Seg.2	Seg.3	Seg.4	Lap Time	km/h	Local Time
1							11:44'52.977
2	1'02.410	29.561	35.891	27.903	2'35.765P	153,8	11:47'28.742
3	31.048	27.807	32.637	25.355	1'56.847	179,1	11:49'25.589
4	29.997	27.266	32.068	25.105	1'54.436	177,6	11:51'20.025
5	29.634	27.345	32.488	24.937	1'54.404C	173,6	11:53'14.429
6	29.571	26.978	32.158	25.036	1'53.743	173,9	11:55'08.172
7	29.361	27.074	31.903	24.806	1'53.144	177,6	11:57'01.316
8	29.181	27.112	32.864	30.872	2'00.029	169,0	11:59'01.345
9	29.404	26.759	32.217	50.406	2'18.786P	175,6	12:01'20.131
10	3'41.703	37.580	42.589	25.264	5'27.136P	129,8	12:06'47.267
11	29.234	26.999	31.825	24.749	1'52.807	175,3	12:08'40.074
12	29.056	26.625	31.593	24.803	1'52.077C	180,9	12:10'32.151
13	33.053	31.056	32.821	26.886	2'03.816	175,9	12:12'35.967
14	28.997	27.048	31.951	24.683	1'52.679	173,6	12:14'28.646
15	29.131	26.874	31.882	24.636	1'52.523	173,9	12:16'21.169

20° 54 F. FULIGNI (1'52.662)							
Lap	Seg.1	Seg.2	Seg.3	Seg.4	Lap Time	km/h	Local Time
1							11:45'00.662
2	58.890	29.772	35.066	26.217	2'29.945P	157,7	11:47'30.607
3	30.777	27.672	32.371	25.860	1'56.680	174,2	11:49'27.287
4	30.128	27.513	32.532	24.941	1'55.114	174,8	11:51'22.401
5	29.750	27.229	32.125	25.206	1'54.310	172,0	11:53'16.711
6	29.077	27.247	31.907	24.873	1'53.104	175,6	11:55'09.815
7	29.519	26.908	32.368	24.926	1'53.721	172,2	11:57'03.536
8	29.347	27.193	32.320	25.163	1'54.023	170,1	11:58'57.559
9	31.927	28.063	32.365	26.932	1'59.287	174,2	12:00'56.846
10	29.337	27.420	32.989	26.011	1'55.757	171,4	12:02'52.603
11	29.213	27.565	32.132	25.229	1'54.139	172,8	12:04'46.742
12	29.272	29.747	32.643	25.186	1'56.848	168,8	12:06'43.590
13	29.572	27.228	32.222	24.943	1'53.965	172,5	12:08'37.555
14	29.240	27.228	32.115	24.891	1'53.474	172,0	12:10'31.029
15	29.055	27.024	32.095	24.685	1'52.859	173,4	12:12'23.888
16	28.867	27.015	32.176	24.604	1'52.662	169,3	12:14'16.550
17	29.519	27.306	34.021	25.242	1'56.088	165,9	12:16'12.638

18° 14 E. DE LA VEGA (1'52.526)							
Lap	Seg.1	Seg.2	Seg.3	Seg.4	Lap Time	km/h	Local Time
1							11:44'54.184
2	1'01.408	29.584	35.377	26.706	2'33.075P	165,4	11:47'27.259
3	30.684	27.781	32.692	25.297	1'56.454	170,9	11:49'23.713
4	29.935	27.726	32.051	24.908	1'54.620	175,0	11:51'18.333
5	29.837	27.456	32.384	24.906	1'54.583	169,8	11:53'12.916
6	29.366	27.445	32.035	24.797	1'53.643	170,6	11:55'06.559
7	29.298	27.237	32.812	24.875	1'54.222	167,4	11:57'00.781
8	29.314	29.324	32.264	24.916	1'55.818	175,9	11:58'56.599

21° 27 F. ROVELLI (1'52.757)							
Lap	Seg.1	Seg.2	Seg.3	Seg.4	Lap Time	km/h	Local Time
1							11:44'48.649
2	50.215	29.949	35.430	26.980	2'22.574P	157,9	11:47'11.223
3	30.321	28.181	33.219	25.718	1'57.439	166,9	11:49'08.662
4	29.729	27.620	32.799	25.299	1'55.447	169,3	11:51'04.109
5	29.477	27.660	32.677	25.150	1'54.964	168,8	11:52'59.073
6	29.445	27.519	32.646	25.234	1'54.844	169,3	11:54'53.917
7	29.553	28.004	32.760	25.083	1'55.400	168,8	11:56'49.317
8	29.344	27.655	32.549	24.788	1'54.336	170,1	11:58'43.653
9	29.057	27.511	32.471	24.750	1'53.789	170,6	12:00'37.442
10	28.997	27.375	32.309	24.773	1'53.454	171,2	12:02'30.896
11	29.099	27.340	32.233	24.757	1'53.429	170,6	12:04'24.325
12	30.529	31.561	32.846	37.700	2'12.636P	169,5	12:06'36.961

06/07/2018

P = Pits In/Out - C = Lap Time Cancelled

These data/results cannot be reproduced, stored and/or transmitted in whole or in part by any manner of electronic, mechanical, photocopying, recording, broadcasting or otherwise now known or herein after developed without the previous express consent by the copyright owner, except for reproduction in daily press and regular printed publications on sale to the public within 60 days of the event related to those data/results and always provided that copyright symbol appears together as follows below.

© DORNA WSBK ORGANIZATION Srl 2018



Official Fuel Supplier

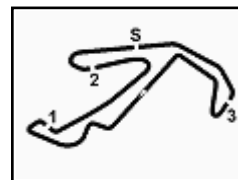


FKR PERGOIA TIMING

Official Tyre Supplier



SWISS WATCHES SINCE 1853



PIRELLI Riviera di Rimini Round, 6 - 8 July 2018

World Supersport 300 - Chronological Analysis Free Practice 1st Session

Misano Circuit Sic 58 4.226 m

4 / 6

13	2'13.019	29.149	33.056	24.897	3'40.121CP	169,3	12:10'17.082	4	29.967	28.268	33.314	25.861	1'57.410	168,8	11:51'53.371
14	29.059	27.530	32.151	24.470	1'53.210	172,8	12:12'10.292	5	30.044	27.812	33.122	25.655	1'56.633	168,5	11:53'50.004
15	28.882	27.096	32.104	24.675	1'52.757	170,9	12:14'03.049	6	29.898	27.956	33.170	25.490	1'56.514	168,2	11:55'46.518
16	28.793	28.633	33.187	24.691	1'55.304	169,0	12:15'58.353	7	29.827	27.749	32.785	25.289	1'55.650	170,9	11:57'42.168

22° 65 J. FACCO (1'52.813)

Lap	Seg.1	Seg.2	Seg.3	Seg.4	Lap Time	km/h	Local Time
1							11:45'25.971
2	58.972	31.214	34.405	26.063	2'30.654P	169,3	11:47'56.625
3	30.591	27.785	32.630	25.323	1'56.329	172,5	11:49'52.954
4	30.384	27.719	32.509	25.107	1'55.719C	171,4	11:51'48.673
5	29.732	27.427	32.787	24.931	1'54.877	168,5	11:53'43.550
6	30.655	27.579	32.451	24.579	1'55.264	170,1	11:55'38.814
7	29.544	27.341	32.450	25.488	1'54.823	169,8	11:57'33.637
8	33.024	27.566	32.231	55.560	2'28.381CP	171,2	12:00'02.018
9	3'00.250	28.057	32.908	24.839	4'26.054P	165,9	12:04'28.072
10	29.105	27.598	32.820	24.837	1'54.360	165,1	12:06'22.432
11	29.183	28.257	33.604	25.339	1'56.383	169,8	12:08'18.815
12	30.058	27.602	32.497	24.514	1'54.671	168,2	12:10'13.486
13	29.435	30.290	32.834	24.382	1'56.941	172,5	12:12'10.427
14	28.999	27.292	32.115	24.407	1'52.813	171,4	12:14'03.240
15	28.850	27.936	32.862	26.168	1'55.816	165,1	12:15'59.056

23° 2 A. CARRASCO (1'52.819)

Lap	Seg.1	Seg.2	Seg.3	Seg.4	Lap Time	km/h	Local Time
1							11:46'28.267
2	53.792	29.836	34.555	3'09.524	5'07.707P	170,1	11:51'35.974
3	54.176	28.364	33.287	25.673	2'21.500P	173,1	11:53'57.474
4	31.023	27.657	32.659	2'41.095	4'12.434P	174,2	11:58'09.908
5	51.950	27.680	32.493	25.137	2'17.260P	173,1	12:00'27.168
6	29.926	27.292	32.198	25.384	1'54.800	173,1	12:02'21.968
7	29.536	27.215	32.322	24.998	1'54.071	172,0	12:04'16.039
8	29.404	27.270	32.128	25.011	1'53.813	172,2	12:06'09.852
9	29.577	30.567	35.156	29.461	2'04.761	153,4	12:08'14.613
10	29.460	27.218	32.390	24.797	1'53.865	172,2	12:10'08.478
11	29.260	27.180	32.100	24.616	1'53.156	173,1	12:12'01.634
12	29.085	27.043	32.429	24.615	1'53.172	169,0	12:13'54.806
13	29.058	27.001	32.175	24.585	1'52.819	173,1	12:15'47.625

24° 12 A. RUSMIPUTRO (1'53.083)

Lap	Seg.1	Seg.2	Seg.3	Seg.4	Lap Time	km/h	Local Time
1							11:45'07.916
2	58.352	29.487	34.136	26.343	2'28.318P	166,2	11:47'36.234
3	30.796	27.879	33.013	25.319	1'57.007	167,7	11:49'33.241
4	30.229	27.552	32.619	25.096	1'55.496	168,8	11:51'28.737
5	29.679	29.138	32.612	25.055	1'56.484C	173,6	11:53'25.221
6	29.725	27.581	32.386	25.031	1'54.723C	173,6	11:55'19.944
7	29.214	27.199	32.664	25.156	1'54.233	169,5	11:57'14.177
8	29.372	32.782	33.351	24.871	2'00.376	168,5	11:59'14.553
9	29.234	27.299	32.194	25.220	1'53.947	175,6	12:01'08.500
10	29.875	27.238	32.311	25.038	1'54.462	172,8	12:03'02.962
11	34.146	33.376	36.892	28.370	2'12.784	158,6	12:05'15.746
12	29.586	27.599	32.840	25.042	1'55.067	169,3	12:07'10.813
13	29.398	27.164	32.125	24.999	1'53.686	172,0	12:09'04.499
14	29.463	26.921	32.140	24.647	1'53.171C	174,2	12:10'57.670
15	29.184	27.180	32.592	24.666	1'53.622	172,0	12:12'51.292
16	30.466	26.670	31.828	24.755	1'53.719	175,0	12:14'45.011
17	29.068	27.329	31.899	24.787	1'53.083	176,2	12:16'38.094

25° 64 H. DE CANCELLIS (1'53.238)

Lap	Seg.1	Seg.2	Seg.3	Seg.4	Lap Time	km/h	Local Time
1							11:45'26.278
2	56.479	32.144	35.083	27.179	2'30.885P	169,3	11:47'57.163
3	30.672	28.523	33.437	26.166	1'58.798	169,5	11:49'55.961

26° 15 G. VAN STRAALLEN (1'53.273)

Lap	Seg.1	Seg.2	Seg.3	Seg.4	Lap Time	km/h	Local Time
1							11:45'03.105
2	52.660	29.372	35.189	26.641	2'23.862P	163,1	11:47'26.967
3	31.159	27.744	32.854	25.347	1'57.104	175,0	11:49'24.071
4	29.996	27.634	32.268	25.032	1'54.930	175,3	11:51'19.001
5	29.990	28.193	32.607	25.098	1'55.888	174,2	11:53'14.889
6	29.325	27.043	32.245	24.785	1'53.398	176,5	11:55'08.287
7	29.387	27.511	32.209	25.328	1'54.435C	176,2	11:57'02.722
8	29.027	27.147	33.136	24.900	1'54.210	170,3	11:58'56.932
9	30.039	28.567	32.950	29.342	2'00.898	166,7	12:00'57.830
10	29.621	27.239	32.519	25.633	1'55.012	172,5	12:02'52.842
11	29.212	26.937	32.440	24.684	1'53.273	173,4	12:04'46.115
12	29.661	27.895	33.449	52.099	2'23.104P	157,0	12:07'09.219
13	1'59.342	27.222	32.154	24.822	3'23.540P	176,8	12:10'32.759
14	29.894	27.289	32.334	24.834	1'54.351	174,2	12:12'27.110
15	28.949	27.519	32.502	24.798	1'53.768	169,8	12:14'20.878
16	28.913	27.166	32.730	25.175	1'53.984	169,5	12:16'14.862

27° 30 D. BLIN (1'53.530)

Lap	Seg.1	Seg.2	Seg.3	Seg.4	Lap Time	km/h	Local Time
1							11:44'46.134
2	54.832	30.149	34.843	27.143	2'26.967P	163,6	11:47'13.101
3	31.509	28.745	33.880	26.390	2'00.524	165,1	11:49'13.625
4	30.865	28.578	34.018	26.083	1'59.544	162,7	11:51'13.169
5	30.143	28.124	33.581	25.384	1'57.232	165,6	11:53'10.401
6	29.564	27.856	32.831	25.302	1'55.553	169,0	11:55'05.954
7	30.120	27.911	33.227	25.563	1'56.821C	169,3	11:57'02.775
8	29.740	28.590	32.137	25.116	1'55.583	172,8	11:58'58.358
9	30.029	28.074	32.979	27.192	1'58.274	168,2	12:00'56.632
10	29.765	27.517	32.726	25.286	1'55.294C	173,4	12:02'51.926
11	29.729	27.867	32.631	25.276	1'56.821C	171,7	12:04'47.429
12	29.371	27.662	32.787	25.398	1'55.218	167,7	12:06'42.647
13	29.547	27.536	32.653	25.226	1'54.962C	169,0	12:08'37.609
14	29.668	27.754	32.018	24.938	1'54.378	176,8	12:10'31.987
15	29.631	28.543	32.749	24.960	1'55.883	176,2	12:12'27.870
16	29.132	27.793	32.079	25.270	1'54.274	176,5	12:14'22.144
17	29.132	27.449	32.365	24.584	1'53.530	171,2	12:16'15.674

28° 3 T. TOPARIS (1'53.709)

Lap	Seg.1	Seg.2	Seg.3	Seg.4	Lap Time	km/h	Local Time
1							11:45'32.046
2	53.580	30.888	34.492	27.663	2'26.623P	175,6	11:47'58.669
3	31.731	29.292	33.122	26.243	2'00.388	173,1	11:49'59.057
4	30.505	28.140	33.076	25.599	1'57.320	173,1	11:51'56.377
5	29.532	27.743	32.546	25.414	1'55.235	173,4	11:53'51.612
6	29.251	27.551	32.281	25.143	1'54.226	176,2	11:55'45.838
7	29.708	27.615	33.202	25.040	1'55.565	172,5	11:57'41.403
8	31.962	27.511	32.636	25.072	1'57.181C	173,6	11:59'38.584
9	29.492	28.148	32.839	2'52.853	4'23.332P	170,6	12:04'01.916

06/07/2018 P = Pits In/Out - C = Lap Time Cancelled

These data/results cannot be reproduced, stored and/or transmitted in whole or in part by any manner of electronic, mechanical, photocopying, recording, broadcasting or otherwise now known or herein after developed without the previous express consent by the copyright owner, except for reproduction in daily press and regular printed publications on sale to the public within 60 days of the event related to those data/results and always provided that copyright symbol appears together as follows below.

© DORNA WSBK ORGANIZATION Srl 2018



Official Fuel Supplier

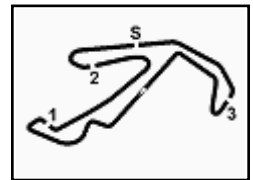


FKR PERUGIA TIMING

Official Tyre Supplier



Official Timekeeper



PIRELLI Riviera di Rimini Round, 6 - 8 July 2018

World Supersport 300 - Chronological Analysis Free Practice 1st Session

Misano Circuit Sic 58.4.226 m

5 / 6

Lap	Seg.1	Seg.2	Seg.3	Seg.4	Lap Time	km/h	Local Time
10	54.016	28.419	33.862	25.751	2'22.048P	174,2	12:06'23.964
11	29.357	27.226	32.418	25.996	1'54.997	172,2	12:08'18.961
12	29.461	27.272	32.442	25.036	1'54.211	173,1	12:10'13.172
13	30.385	28.199	32.475	25.104	1'56.163C	172,5	12:12'09.335
14	29.524	27.555	31.868	24.762	1'53.709	177,0	12:14'03.044
15	29.776	27.316	32.355	24.637	1'54.084	175,0	12:15'57.128

Lap	Seg.1	Seg.2	Seg.3	Seg.4	Lap Time	km/h	Local Time
9	30.477	27.179	32.777	25.687	1'56.120	169,5	12:01'08.670
10	30.553	27.558	32.901	25.426	1'56.438C	170,1	12:03'05.108
11	30.117	27.512	33.041	25.169	1'55.839	166,7	12:05'00.947
12	29.548	27.798	32.652	24.731	1'54.729	170,3	12:06'55.676
13	29.532	27.625	33.101	25.118	1'55.376	170,9	12:08'51.052
14	29.587	27.871	34.856	25.141	1'57.455	163,1	12:10'48.507
15	29.498	27.987	33.796	25.036	1'56.317	160,5	12:12'44.824
16	29.274	27.508	33.249	24.932	1'54.963	170,1	12:14'39.787
17	29.638	27.623	33.378	25.621	1'56.260	166,4	12:16'36.047

29° 93 W. KHAN (1'54.038)

Lap	Seg.1	Seg.2	Seg.3	Seg.4	Lap Time	km/h	Local Time
1							11:44'58.953
2	55.145	29.203	33.100	26.015	2'23.463P	171,4	11:47'22.416
3	30.427	28.109	33.386	25.222	1'57.144	172,8	11:49'19.560
4	30.299	27.530	32.508	24.983	1'55.320	173,9	11:51'14.880
5	29.463	27.635	32.610	25.003	1'54.711	169,3	11:53'09.591
6	29.514	27.598	32.409	25.180	1'54.701	172,8	11:55'04.292
7	30.525	28.006	34.253	24.913	1'57.697	168,5	11:57'01.989
8	29.508	27.612	32.352	24.873	1'54.345	174,2	11:58'56.334
9	31.152	28.389	33.346	28.568	2'01.455	167,2	12:00'57.789
10	30.258	27.378	32.093	25.453	1'55.182	175,9	12:02'52.971
11	29.690	27.213	32.066	25.069	1'54.038	175,6	12:04'47.009
12	29.578	28.714	32.391	25.337	1'56.020	176,5	12:06'43.029

33° 13 D. IOZZO (1'54.864)

Lap	Seg.1	Seg.2	Seg.3	Seg.4	Lap Time	km/h	Local Time
1							11:47'15.070
2	31.891	29.452	34.609	27.038	2'02.990	164,4	11:49'18.060
3	30.919	29.120	33.897	25.915	1'59.851	169,5	11:51'17.911
4	30.418	28.528	33.275	25.226	1'57.447	168,8	11:53'15.358
5	31.283	28.055	32.970	25.210	1'57.518	169,3	11:55'12.876
6	29.260	28.145	33.029	25.205	1'55.639	166,9	11:57'08.515
7	29.737	28.263	33.367	25.336	1'56.703	164,9	11:59'05.218
8	29.988	27.871	33.314	25.133	1'56.306	166,9	12:01'01.524
9	29.468	27.864	33.162	25.333	1'55.827	168,5	12:02'57.351
10	29.319	28.227	32.853	24.979	1'55.378	168,5	12:04'52.729
11	29.446	28.250	32.728	24.952	1'55.376	167,2	12:06'48.105
12	29.123	28.234	33.058	24.809	1'55.224	167,2	12:08'43.329
13	29.223	28.180	32.668	24.793	1'54.864	172,0	12:10'38.193
14	29.616	28.183	33.220	25.419	1'56.438	168,0	12:12'34.631
15	30.504	27.770	33.372	25.034	1'56.680	166,2	12:14'31.311
16	29.903	28.082	36.171	44.973	2'19.129P	147,9	12:16'50.440

30° 97 M. KAPPLER (1'54.100)

Lap	Seg.1	Seg.2	Seg.3	Seg.4	Lap Time	km/h	Local Time
1							11:45'17.732
2	54.420	28.911	34.269	26.489	2'24.089P	173,1	11:47'41.821
3	30.546	27.473	32.935	25.572	1'56.526	173,9	11:49'38.347
4	30.028	27.550	32.585	25.216	1'55.379	176,2	11:51'33.726
5	29.351	30.065	32.955	25.293	1'57.664	171,4	11:53'31.390
6	29.723	27.600	33.228	25.195	1'55.746C	168,2	11:55'27.136
7	29.582	27.443	32.709	25.801	1'55.535	173,1	11:57'22.671
8	29.537	27.515	32.642	25.142	1'54.836	172,0	11:59'17.507
9	29.751	27.462	32.702	25.026	1'54.941	171,2	12:01'12.448
10	29.506	27.437	32.708	25.008	1'54.659	171,4	12:03'07.107
11	29.498	27.254	32.482	24.999	1'54.233	173,6	12:05'01.340
12	29.418	27.197	32.548	24.937	1'54.100	173,1	12:06'55.440
13	29.507	27.409	33.389	27.801	1'58.106	168,5	12:08'53.546
14	29.478	27.393	32.582	25.078	1'54.531	172,2	12:10'48.077
15	29.548	27.345	32.633	24.948	1'54.474	172,2	12:12'42.551
16	29.514	27.740	32.659	25.239	1'55.152	171,7	12:14'37.703
17	29.512	27.363	32.775	25.036	1'54.686	172,0	12:16'32.389

34° 44 S. LOCHOFF (1'54.973)

Lap	Seg.1	Seg.2	Seg.3	Seg.4	Lap Time	km/h	Local Time
1							11:44'53.032
2	51.387	29.917	34.631	27.436	2'23.371P	168,0	11:47'16.403
3	31.459	28.881	34.749	27.181	2'02.270	163,6	11:49'18.673
4	30.876	28.662	33.087	26.385	1'59.010	169,5	11:51'17.683
5	31.182	28.505	33.165	26.228	1'59.080	174,2	11:53'16.763
6	30.867	28.238	33.290	25.684	1'58.079	170,1	11:55'14.842
7	30.199	28.334	32.987	26.004	1'57.524	170,3	11:57'12.366
8	29.970	28.557	32.830	25.665	1'57.022	170,1	11:59'09.388
9	30.400	28.054	32.684	25.678	1'56.816	169,3	12:01'06.204
10	30.716	28.279	33.044	25.282	1'57.321	169,8	12:03'03.525
11	30.033	27.891	32.758	25.321	1'56.003	169,0	12:04'59.528
12	29.816	27.780	32.704	25.073	1'55.373	170,9	12:06'54.901
13	29.505	28.087	32.616	25.297	1'55.505	170,9	12:08'50.406
14	29.798	27.823	32.829	25.258	1'55.708	170,6	12:10'46.114
15	29.780	27.722	32.333	25.138	1'54.973	171,2	12:12'41.087
16	29.909	27.671	32.439	25.242	1'55.261	169,8	12:14'36.348
17	29.619	27.684	32.577	25.117	1'54.997	170,1	12:16'31.345

31° 79 T. ALONSO (1'54.263)

Lap	Seg.1	Seg.2	Seg.3	Seg.4	Lap Time	km/h	Local Time
1							11:45'13.231
2	54.854	32.194	40.943	28.636	2'36.627P	152,1	11:47'49.858
3	31.889	28.793	33.838	29.930	2'04.450	170,9	11:49'54.308
4	30.206	27.603	32.471	25.593	1'55.873	174,2	11:51'50.181
5	29.674	27.341	32.736	25.537	1'55.288	170,3	11:53'45.469
6	29.806	27.504	32.443	25.666	1'55.419	175,3	11:55'40.888
7	29.670	27.417	32.193	24.983	1'54.263	173,9	11:57'35.151
8	29.865	27.353	34.040	26.547	1'57.805C	172,8	11:59'32.956
9	29.805	34.527	32.977	1'44.136	3'21.445P	172,0	12:02'54.401

35° 7 N. SETTIMO (1'55.050)

Lap	Seg.1	Seg.2	Seg.3	Seg.4	Lap Time	km/h	Local Time
1							11:44'54.079
2	1'03.838	29.294	34.214	26.627	2'33.973P	166,4	11:47'28.052
3	31.540	28.511	33.223	25.912	1'59.186	170,1	11:49'27.238
4	30.671	27.742	32.537	25.114	1'56.064	171,2	11:51'23.302
5	29.851	28.046	32.967	25.403	1'56.267	168,8	11:53'19.569
6	29.982	28.605	32.942	25.260	1'56.789	167,7	11:55'16.358
7	29.845	27.852	33.260	25.461	1'56.418	173,1	11:57'12.776
8	30.440	28.428	36.163	25.532	2'00.563C	137,1	11:59'13.339
9	29.927	27.552	32.785	25.203	1'55.467	171,2	12:01'08.806
10	30.115	28.013	32.980	25.578	1'56.686	171,4	12:03'05.492
11	32.145	29.442	34.253	26.182	2'02.022	160,2	12:05'07.514
12	32.032	28.401	33.423	25.952	1'59.808	166,7	12:07'07.322
13	29.807	28.035	32.384	25.215	1'55.441	170,1	12:09'02.763

32° 28 D. KOOPMAN (1'54.729)

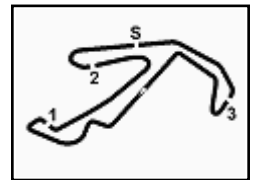
Lap	Seg.1	Seg.2	Seg.3	Seg.4	Lap Time	km/h	Local Time
1							11:44'54.228
2	53.845	32.698	37.391	28.155	2'32.089P	154,3	11:47'26.317
3	32.226	29.748	34.241	26.297	2'02.512	170,1	11:49'28.829
4	30.506	28.211	33.597	25.580	1'57.894	166,9	11:51'26.723
5	30.177	28.242	33.418	25.539	1'57.376	172,2	11:53'24.099
6	30.293	27.637	33.129	25.089	1'56.148	168,8	11:55'20.247
7	29.922	27.665	33.439	25.198	1'56.224	166,4	11:57'16.471
8	29.971	27.670	33.169	25.269	1'56.079	169,5	11:59'12.550

06/07/2018

P = Pits In/Out - C = Lap Time Cancelled

These data/results cannot be reproduced, stored and/or transmitted in whole or in part by any manner of electronic, mechanical, photocopying, recording, broadcasting or otherwise now known or herein after developed without the previous express consent by the copyright owner, except for reproduction in daily press and regular printed publications on sale to the public within 60 days of the event related to those data/results and always provided that copyright symbol appears together as follows below.

© DORNA WSBK ORGANIZATION Srl 201



PIRELLI Riviera di Rimini Round, 6 - 8 July 2018

World Supersport 300 - Chronological Analysis Free Practice 1st Session

Misano Circuit Sic 58 4.226 m

6 / 6

								40° 62 J. SCHULTZ (1'57.814)							
Lap	Seg.1	Seg.2	Seg.3	Seg.4	Lap Time	km/h	Local Time	Lap	Seg.1	Seg.2	Seg.3	Seg.4	Lap Time	km/h	Local Time
14	31.752	28.030	32.271	24.941	1'56.994	171,7	12:10'59.757	1							
15	29.351	27.734	32.697	25.294	1'55.076	167,2	12:12'54.833	2	55.031	29.889	35.090	26.963	2'26.973P	158,4	11:47'31.796
16	30.050	28.593	33.658	25.367	1'57.668	165,6	12:14'52.501	3	30.900	28.580	33.933	26.792	2'00.205	160,5	11:49'32.001
17	29.393	27.958	32.550	25.149	1'55.050	169,0	12:16'47.551	4	31.264	28.483	33.618	46.964	2'20.329P	163,4	11:51'52.330
								36° 71 T. EDWARDS (1'55.358)							
								37° 58 T. FINOCCHIARO (1'55.977)							
								38° 78 J. FORAY (1'56.250)							
								39° 5 R. VOS (1'56.854)							

06/07/2018 P = Pits In/Out - C = Lap Time Cancelled

These data/results cannot be reproduced, stored and/or transmitted in whole or in part by any manner of electronic, mechanical, photocopying, recording, broadcasting or otherwise now known or herein after developed without the previous express consent by the copyright owner, except for reproduction in daily press and regular printed publications on sale to the public within 60 days of the event related to those data/results and always provided that copyright symbol appears together as follows below.

© DORNA WSBK ORGANIZATION Srl 2018



Official Fuel Supplier



FKR PERGOIA TIMING

Official Tyre Supplier



Official Timekeeper