

## PIRELLI Riviera di Rimini Round, 6 - 8 July 2018

### World Supersport 300 - Results Superpole 1

Misano Circuit Sic 58 4.226 m

1 / 2

No.	Rider	Nat	Team	Bike	Time	Gap	Rel.	Laps	Speed		
									Avg	Max	
1*	22	N.	KALININ	UKR	GP Project Team	Kawasaki Ninja 400			6	136,946	182,4
2*	8	M.	PEREZ	ESP	Kawasaki ParkinGO Team	Kawasaki Ninja 400	0.398	0.398	7	136,457	181,2
3	51	M.	BASTIANELLI	ITA	PRODINA IRCOS Team	Kawasaki Ninja 400	0.456	0.058	7	136,386	174,5
4	69	M.	HERRERA	ESP	BCD Yamaha MS Racing	Yamaha YZF-R3	0.582	0.126	5	136,232	179,4
5	14	E.	DE LA VEGA	FRA	GP Project Team	Kawasaki Ninja 400	1'51.890	0.798	7	135,969	178,8
6	27	F.	ROVELLI	ITA	Kawasaki ParkinGO Team	Kawasaki Ninja 400	1'51.916	0.824	7	135,938	183,1
7	2	A.	CARRASCO	ESP	DS Junior Team	Kawasaki Ninja 400	1'51.953	0.861	8	135,893	174,2
8	43	L.	GRUNWALD	GER	Freudenberg KTM WorldSSP Team	KTM RC 390 R	1'52.215	1.123	7	135,575	178,8
9	15	G.	VAN STRAALEN	NED	KTM Fortron Racing Team	KTM RC 390 R	1'52.437	1.345	7	135,308	178,2
10	21	B.	SANCHEZ	ESP	ETG Racing	Kawasaki Ninja 400	1'52.450	1.358	7	135,292	182,7
11	41	J.	JÄHNIG	GER	Freudenberg KTM Junior Team	KTM RC 390 R	1'52.564	1.472	7	135,155	181,8
12	65	J.	FACCO	ITA	BIBLION YAMAHA MOTOXRACING	Yamaha YZF-R3	1'52.589	1.497	7	135,125	175,0
13	54	F.	FULIGNI	ITA	GRT Yamaha WorldSSP300 Team	Yamaha YZF-R3	1'52.601	1.509	7	135,111	177,6
14	96	I.	PRATNA	INA	TERRA E MOTO	Yamaha YZF-R3	1'52.608	1.516	7	135,102	181,5
15	12	A.	RUSMIPUTRO	INA	Pertamina Almeria BCD by MS Racing	Yamaha YZF-R3	1'52.717	1.625	2	134,972	172,2
16	71	T.	EDWARDS	AUS	Nutec - Benjan - Kawasaki	Kawasaki Ninja 400	1'52.880	1.788	7	134,777	180,3
17	93	W.	KHAN	NED	Nutec - Benjan - Kawasaki	Kawasaki Ninja 400	1'52.978	1.886	7	134,660	176,5
18	64	H.	DE CANCELLIS	FRA	Team Toth - Yart	Yamaha YZF-R3	1'53.248	2.156	7	134,339	176,8
19	79	T.	ALONSO	POR	Samurai Racing	Yamaha YZF-R3	1'53.507	2.415	7	134,032	178,8
20	97	M.	KAPPLER	GER	Freudenberg KTM WorldSSP Team	KTM RC 390 R	1'53.740	2.648	5	133,758	184,0
21	3	T.	TOPARIS	AUS	Motoport Kawasaki	Kawasaki Ninja 400	1'53.848	2.756	5	133,631	177,3
22	28	D.	KOOPMAN	NED	GRT Yamaha WorldSSP300 Team	Yamaha YZF-R3	1'53.991	2.899	7	133,463	169,8
23	30	D.	BLIN	POL	Team Toth - Yart	Yamaha YZF-R3	1'54.000	2.908	7	133,453	176,8
24	13	D.	IOZZO	RSA	Racedays	Honda CBR500R	1'54.275	3.183	7	133,131	173,1
25	7	N.	SETTIMO	ITA	Scuderia Maranga Racing	Honda CBR500R	1'55.128	4.036	7	132,145	176,5
26	78	J.	FORAY	FRA	ETG Racing	Kawasaki Ninja 400	1'55.222	4.130	7	132,037	180,6
27	44	S.	LOCHOFF	RSA	Samurai Racing	Kawasaki Ninja 400	1'55.325	4.233	7	131,919	176,8
28	5	R.	VOS	NED	KTM Fortron Racing Team	KTM RC 390 R	1'56.064	4.972	8	131,079	171,7
29	62	J.	SCHULTZ	RSA	Team Trasimeno	Yamaha YZF-R3	1'57.934	6.842	7	129,001	165,4
30	58	T.	FINOCCHIARO	GBR	Scuderia Maranga Racing	Honda CBR500R	1'57.982	6.890	2	128,948	172,5

\* Qualified to Superpole 2

AIR	Humidity:	59%	Temp:	28°C
TRACK	Condition:	Dry	Temp:	41°C

Records	Pole (SP2)	2017	M.Perez	1'52.490	135,240	Km/h
	Race (RC)	2017	A.Pontone	1'53.397	134,160	Km/h
	Circuit (FP1)	2018	G.Hendra Pratama	1'51.217	136,790	Km/h

Start 07/07/2018 11:30 End 11:47 The results are provisional until the end of the time limit for protests and appeals and the completion of the technical checks.

These data/results cannot be reproduced, stored and/or transmitted in whole or in part by any manner of electronic, mechanical, photocopying, recording, broadcasting or otherwise now known or herein after developed without the previous express consent by the copyright owner, except for reproduction in daily press and regular printed publications on sale to the public within 60 days of the event related to those data/results and always provided that copyright symbol appears together as follows below.

© DORNA WSBK ORGANIZATION Srl 2018



Official Fuel Supplier

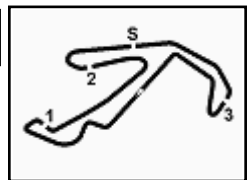


PIRELLI PERUGIA TIMING

Official Tyre Supplier



Official Timekeeper



**PIRELLI Riviera di Rimini Round, 6 - 8 July 2018**

**World Supersport 300 - Results Superpole 1**

Misano Circuit Sic 58 4.226 m  
2 / 2

### Session Highlights

Local Time	No. Rider	Description
11.30.00		Start
11.33.14	97 M. KAPPLER	Recharge the transponder after the session
11.34.32	54 F. FULIGNI	Lap Cancelled (1'53.972) - Exceeded Track Limits - Turn 16
11.37.50	12 A. RUSMIPUTRO	Crashed - Turn 12
11.38.16		Riders didn't respect red light at pit exit. Under investigation
11.39.16	58 T. FINOCCHIARO	Technical Problem - Turn 1
11.40.31	3 T. TOPARIS	Crashed - Turn 6
11.40.55	3 T. TOPARIS	Re-joined
11.42.52	3 T. TOPARIS	BLACK FLAG - Doesn't enter pit lane after crash (art. 1.21.5)
11.43.32	69 M. HERRERA	Crashed - Turn 14
11.44.06	97 M. KAPPLER	Crashed - Turn 16
11.45.46	51 M. BASTIANELLI	Crashed - Turn 6
11.46.20	51 M. BASTIANELLI	Re-joined
11.47.42		End Of Session

### Fastest Laps Sequence

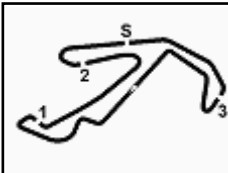
No.	Rider	Nat	Team	Bike	Local Time	Time	Gap	Avg
3	T. TOPARIS	AUS	Motoport Kawasaki	Kawasaki Ninja 400	11:33'58.504	<b>1'54.284</b>		133,121
43	L. GRUNWALD	GER	Freudenberg KTM WorldSSP Team	KTM RC 390 R	11:34'04.426	<b>1'52.715</b>	-1.569	134,974
41	J. JÄHNIG	GER	Freudenberg KTM Junior Team	KTM RC 390 R	11:34'07.067	<b>1'52.620</b>	-0.095	135,088
8	M. PEREZ	ESP	Kawasaki ParkinGO Team	Kawasaki Ninja 400	11:34'10.291	<b>1'52.558</b>	-0.062	135,162
69	M. HERRERA	ESP	BCD Yamaha MS Racing	Yamaha YZF-R3	11:34'10.916	<b>1'51.954</b>	-0.604	135,892
8	M. PEREZ	ESP	Kawasaki ParkinGO Team	Kawasaki Ninja 400	11:36'01.781	<b>1'51.490</b>	-0.464	136,457
22	N. KALININ	UKR	GP Project Team	Kawasaki Ninja 400	11:36'01.918	<b>1'51.092</b>	-0.398	136,946

Start 07/07/2018 11:30 End 11:47 The results are provisional until the end of the time limit for protests and appeals and the completion of the technical checks.

These data/results cannot be reproduced, stored and/or transmitted in whole or in part by any manner of electronic, mechanical, photocopying, recording, broadcasting or otherwise now known or herein after developed without the previous express consent by the copyright owner, except for reproduction in daily press and regular printed publications on sale to the public within 60 days of the event related to those data/results and always provided that copyright symbol appears together as follows below.

© DORNA WSBK ORGANIZATION Srl 2018





## PIRELLI Riviera di Rimini Round, 6 - 8 July 2018

### World Supersport 300 - Best Sectors & Speed Superpole 1

Misano Circuit Sic 58 4.226 m

BEST LAP			
1	22 N. KALININ	Kawasaki Ninja 400	1'51.092
2	8 M. PEREZ	Kawasaki Ninja 400	1'51.490
3	51 M. BASTIANELLI	Kawasaki Ninja 400	1'51.548
4	69 M. HERRERA	Yamaha YZF-R3	1'51.674
5	14 E. DE LA VEGA	Kawasaki Ninja 400	1'51.890
6	27 F. ROVELLI	Kawasaki Ninja 400	1'51.916
7	2 A. CARRASCO	Kawasaki Ninja 400	1'51.953
8	43 L. GRUNWALD	KTM RC 390 R	1'52.215
9	15 G. VAN STRAALEN	KTM RC 390 R	1'52.437
10	21 B. SANCHEZ	Kawasaki Ninja 400	1'52.450
11	41 J. JÄHNIG	KTM RC 390 R	1'52.564
12	65 J. FACCO	Yamaha YZF-R3	1'52.589
13	54 F. FULIGNI	Yamaha YZF-R3	1'52.601
14	96 I. PRATNA	Yamaha YZF-R3	1'52.608
15	12 A. RUSMIPUTRO	Yamaha YZF-R3	1'52.717
16	71 T. EDWARDS	Kawasaki Ninja 400	1'52.880
17	93 W. KHAN	Kawasaki Ninja 400	1'52.978
18	64 H. DE CANCELLIS	Yamaha YZF-R3	1'53.248
19	79 T. ALONSO	Yamaha YZF-R3	1'53.507
20	97 M. KAPPLER	KTM RC 390 R	1'53.740
21	3 T. TOPARIS	Kawasaki Ninja 400	1'53.848
22	28 D. KOOPMAN	Yamaha YZF-R3	1'53.991
23	30 D. BLIN	Yamaha YZF-R3	1'54.000
24	13 D. IOZZO	Honda CBR500R	1'54.275
25	7 N. SETTIMO	Honda CBR500R	1'55.128
26	78 J. FORAY	Kawasaki Ninja 400	1'55.222
27	44 S. LOCHOFF	Kawasaki Ninja 400	1'55.325
28	5 R. VOS	KTM RC 390 R	1'56.064
29	62 J. SCHULTZ	Yamaha YZF-R3	1'57.934
30	58 T. FINOCCHIARO	Honda CBR500R	1'57.982

SPEED			
1	97 M. KAPPLER	KTM RC 390 R	184,0
2	27 F. ROVELLI	Kawasaki Ninja 400	183,1
3	21 B. SANCHEZ	Kawasaki Ninja 400	182,7
4	22 N. KALININ	Kawasaki Ninja 400	182,4
5	41 J. JÄHNIG	KTM RC 390 R	181,8
6	96 I. PRATNA	Yamaha YZF-R3	181,5
7	8 M. PEREZ	Kawasaki Ninja 400	181,2
8	78 J. FORAY	Kawasaki Ninja 400	180,6
9	71 T. EDWARDS	Kawasaki Ninja 400	180,3
10	69 M. HERRERA	Yamaha YZF-R3	179,4
11	43 L. GRUNWALD	KTM RC 390 R	178,8
12	79 T. ALONSO	Yamaha YZF-R3	178,8
13	14 E. DE LA VEGA	Kawasaki Ninja 400	178,8
14	15 G. VAN STRAALEN	KTM RC 390 R	178,2
15	54 F. FULIGNI	Yamaha YZF-R3	177,6
16	3 T. TOPARIS	Kawasaki Ninja 400	177,3
17	30 D. BLIN	Yamaha YZF-R3	176,8
18	44 S. LOCHOFF	Kawasaki Ninja 400	176,8
19	64 H. DE CANCELLIS	Yamaha YZF-R3	176,8
20	7 N. SETTIMO	Honda CBR500R	176,5
21	93 W. KHAN	Kawasaki Ninja 400	176,5
22	65 J. FACCO	Yamaha YZF-R3	175,0
23	51 M. BASTIANELLI	Kawasaki Ninja 400	174,5
24	2 A. CARRASCO	Kawasaki Ninja 400	174,2
25	13 D. IOZZO	Honda CBR500R	173,1
26	58 T. FINOCCHIARO	Honda CBR500R	172,5
27	12 A. RUSMIPUTRO	Yamaha YZF-R3	172,2
28	5 R. VOS	KTM RC 390 R	171,7
29	28 D. KOOPMAN	Yamaha YZF-R3	169,8
30	62 J. SCHULTZ	Yamaha YZF-R3	165,4

SEG. 1			SEG. 2			SEG. 3			SEG. 4		
1	69 M. HERRERA	28.560	1	22 N. KALININ	26.461	1	22 N. KALININ	31.291	1	27 F. ROVELLI	24.176
2	2 A. CARRASCO	28.619	2	8 M. PEREZ	26.499	2	14 E. DE LA VEGA	31.349	2	22 N. KALININ	24.220
3	51 M. BASTIANELLI	28.641	3	21 B. SANCHEZ	26.508	3	27 F. ROVELLI	31.446	3	8 M. PEREZ	24.300
4	8 M. PEREZ	28.726	4	14 E. DE LA VEGA	26.558	4	8 M. PEREZ	31.460	4	14 E. DE LA VEGA	24.312
5	14 E. DE LA VEGA	28.772	5	69 M. HERRERA	26.615	5	69 M. HERRERA	31.537	5	51 M. BASTIANELLI	24.347
6	43 L. GRUNWALD	28.821	6	41 J. JÄHNIG	26.631	6	41 J. JÄHNIG	31.578	6	69 M. HERRERA	24.389
7	22 N. KALININ	28.834	7	51 M. BASTIANELLI	26.686	7	2 A. CARRASCO	31.646	7	65 J. FACCO	24.391
8	41 J. JÄHNIG	28.839	8	12 A. RUSMIPUTRO	26.689	8	96 I. PRATNA	31.718	8	2 A. CARRASCO	24.408
9	54 F. FULIGNI	28.839	9	43 L. GRUNWALD	26.741	9	21 B. SANCHEZ	31.742	9	96 I. PRATNA	24.435
10	65 J. FACCO	28.897	10	15 G. VAN STRAALEN	26.782	10	93 W. KHAN	31.749	10	43 L. GRUNWALD	24.444
11	27 F. ROVELLI	28.925	11	54 F. FULIGNI	26.809	11	54 F. FULIGNI	31.797	11	15 G. VAN STRAALEN	24.456
12	93 W. KHAN	28.928	12	96 I. PRATNA	26.868	12	71 T. EDWARDS	31.805	12	21 B. SANCHEZ	24.577
13	15 G. VAN STRAALEN	28.976	13	27 F. ROVELLI	26.870	13	97 M. KAPPLER	31.862	13	41 J. JÄHNIG	24.591
14	21 B. SANCHEZ	28.976	14	65 J. FACCO	26.879	14	51 M. BASTIANELLI	31.874	14	12 A. RUSMIPUTRO	24.597
15	12 A. RUSMIPUTRO	29.001	15	71 T. EDWARDS	26.883	15	65 J. FACCO	31.893	15	54 F. FULIGNI	24.603
16	71 T. EDWARDS	29.049	16	97 M. KAPPLER	26.920	16	43 L. GRUNWALD	31.899	16	71 T. EDWARDS	24.728
17	30 D. BLIN	29.068	17	93 W. KHAN	26.941	17	79 T. ALONSO	32.005	17	28 D. KOOPMAN	24.735
18	64 H. DE CANCELLIS	29.087	18	64 H. DE CANCELLIS	26.951	18	12 A. RUSMIPUTRO	32.011	18	13 D. IOZZO	24.777
19	96 I. PRATNA	29.120	19	2 A. CARRASCO	27.005	19	30 D. BLIN	32.014	19	79 T. ALONSO	24.777
20	28 D. KOOPMAN	29.226	20	79 T. ALONSO	27.104	20	64 H. DE CANCELLIS	32.047	20	30 D. BLIN	24.791
21	13 D. IOZZO	29.236	21	28 D. KOOPMAN	27.202	21	44 S. LOCHOFF	32.092	21	93 W. KHAN	24.820
22	97 M. KAPPLER	29.277	22	78 J. FORAY	27.263	22	15 G. VAN STRAALEN	32.104	22	3 T. TOPARIS	24.878
23	3 T. TOPARIS	29.291	23	30 D. BLIN	27.264	23	3 T. TOPARIS	32.223	23	64 H. DE CANCELLIS	24.907
24	7 N. SETTIMO	29.321	24	3 T. TOPARIS	27.325	24	13 D. IOZZO	32.521	24	97 M. KAPPLER	25.000
25	79 T. ALONSO	29.419	25	13 D. IOZZO	27.490	25	28 D. KOOPMAN	32.556	25	7 N. SETTIMO	25.037
26	78 J. FORAY	29.708	26	58 T. FINOCCHIARO	27.496	26	78 J. FORAY	32.561	26	44 S. LOCHOFF	25.100
27	58 T. FINOCCHIARO	29.713	27	44 S. LOCHOFF	27.534	27	7 N. SETTIMO	32.668	27	78 J. FORAY	25.272
28	44 S. LOCHOFF	29.825	28	5 R. VOS	27.620	28	5 R. VOS	32.940	28	5 R. VOS	25.344
29	5 R. VOS	29.882	29	7 N. SETTIMO	27.697	29	58 T. FINOCCHIARO	32.992	29	62 J. SCHULTZ	25.505
30	62 J. SCHULTZ	30.176	30	62 J. SCHULTZ	28.156	30	62 J. SCHULTZ	33.469	30	58 T. FINOCCHIARO	25.510

07/07/2018

These data/results cannot be reproduced, stored and/or transmitted in whole or in part by any manner of electronic, mechanical, photocopying, recording, broadcasting or otherwise now known or herein after developed without the previous express consent by the copyright owner, except for reproduction in daily press and regular printed publications on sale to the public within 60 days of the event related to those data/results and always provided that copyright symbol appears together as follows below.

© DORNA WSBK ORGANIZATION Srl 2018



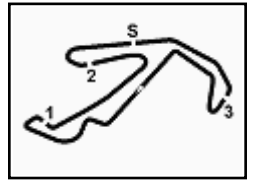
Official Fuel Supplier



Official Tyre Supplier



Official Timekeeper



## PIRELLI Riviera di Rimini Round, 6 - 8 July 2018

### World Supersport 300 - Ideal Times Superpole 1

Misano Circuit Sic 58.4.226 m

No.	Rider	Nat	Bike	Seg. 1	Seg. 2	Seg. 3	Seg. 4	Ideal Time		
				Diff. 1	Diff. 2	Diff. 3	Diff. 4	Best Lap	Pos.	Diff.
1	22 N. KALININ	UKR	Kawasaki Ninja 400	28.834 0.286	<b>26.461</b>	<b>31.291</b>	24.220	<b>1'50.806</b> 1'51.092	1	0.286
2	8 M. PEREZ	ESP	Kawasaki Ninja 400	28.726 0.338	26.499 0.167	31.460	24.300	<b>1'50.985</b> 1'51.490	2	0.505
3	14 E. DE LA VEGA	FRA	Kawasaki Ninja 400	28.772	26.558 0.741	31.349 0.158	24.312	<b>1'50.991</b> 1'51.890	5	0.899
4	69 M. HERRERA	ESP	Yamaha YZF-R3	<b>28.560</b> 0.135	26.615 0.253	31.537 0.146	24.389 0.039	<b>1'51.101</b> 1'51.674	4	0.573
5	27 F. ROVELLI	ITA	Kawasaki Ninja 400	28.925 0.169	26.870 0.187	31.446	<b>24.176</b> 0.143	<b>1'51.417</b> 1'51.916	6	0.499
6	51 M. BASTIANELLI	ITA	Kawasaki Ninja 400	28.641	26.686	31.874	24.347	<b>1'51.548</b> 1'51.548	3	
7	41 J. JÄHNIG	GER	KTM RC 390 R	28.839	26.631 0.352	31.578 0.303	24.591 0.270	<b>1'51.639</b> 1'52.564	11	0.925
8	2 A. CARRASCO	ESP	Kawasaki Ninja 400	28.619	27.005	31.646 0.077	24.408 0.198	<b>1'51.678</b> 1'51.953	7	0.275
9	21 B. SANCHEZ	ESP	Kawasaki Ninja 400	28.976	26.508 0.155	31.742 0.332	24.577 0.160	<b>1'51.803</b> 1'52.450	10	0.647
10	43 L. GRUNWALD	GER	KTM RC 390 R	28.821 0.079	26.741	31.899 0.231	24.444	<b>1'51.905</b> 1'52.215	8	0.310
11	54 F. FULIGNI	ITA	Yamaha YZF-R3	28.839 0.257	26.809 0.185	31.797 0.087	24.603 0.024	<b>1'52.048</b> 1'52.601	13	0.553
12	65 J. FACCO	ITA	Yamaha YZF-R3	28.897 0.001	26.879 0.240	31.893 0.288	24.391	<b>1'52.060</b> 1'52.589	12	0.529
13	96 I. PRATNA	INA	Yamaha YZF-R3	29.120 0.020	26.868 0.305	31.718 0.063	24.435 0.079	<b>1'52.141</b> 1'52.608	14	0.467
14	12 A. RUSMIPUTRO	INA	Yamaha YZF-R3	29.001 0.419	26.689	32.011	24.597	<b>1'52.298</b> 1'52.717	15	0.419
15	15 G. VAN STRAALEN	NED	KTM RC 390 R	28.976 0.119	26.782	32.104	24.456	<b>1'52.318</b> 1'52.437	9	0.119
16	93 W. KHAN	NED	Kawasaki Ninja 400	28.928	26.941 0.064	31.749 0.476	24.820	<b>1'52.438</b> 1'52.978	17	0.540
17	71 T. EDWARDS	AUS	Kawasaki Ninja 400	29.049	26.883 0.014	31.805 0.401	24.728	<b>1'52.465</b> 1'52.880	16	0.415
18	64 H. DE CANCELLIS	FRA	Yamaha YZF-R3	29.087 0.208	26.951	32.047 0.029	24.907 0.019	<b>1'52.992</b> 1'53.248	18	0.256
19	97 M. KAPPLER	GER	KTM RC 390 R	29.277 0.175	26.920 0.174	31.862 0.217	25.000 0.115	<b>1'53.059</b> 1'53.740	20	0.681
20	30 D. BLIN	POL	Yamaha YZF-R3	29.068 0.317	27.264 0.546	32.014	24.791	<b>1'53.137</b> 1'54.000	23	0.863
21	79 T. ALONSO	POR	Yamaha YZF-R3	29.419 0.022	27.104 0.066	32.005 0.114	24.777	<b>1'53.305</b> 1'53.507	19	0.202
22	3 T. TOPARIS	AUS	Kawasaki Ninja 400	29.291	27.325	32.223 0.131	24.878	<b>1'53.717</b> 1'53.848	21	0.131
23	28 D. KOOPMAN	NED	Yamaha YZF-R3	29.226 0.047	27.202 0.113	32.556	24.735 0.112	<b>1'53.719</b> 1'53.991	22	0.272
24	13 D. IOZZO	RSA	Honda CBR500R	29.236	27.490	32.521 0.026	24.777 0.225	<b>1'54.024</b> 1'54.275	24	0.251
25	44 S. LOCHOFF	RSA	Kawasaki Ninja 400	29.825 0.061	27.534 0.211	32.092 0.357	25.100 0.145	<b>1'54.551</b> 1'55.325	27	0.774
26	7 N. SETTIMO	ITA	Honda CBR500R	29.321	27.697 0.131	32.668 0.194	25.037 0.080	<b>1'54.723</b> 1'55.128	25	0.405
27	78 J. FORAY	FRA	Kawasaki Ninja 400	29.708 0.078	27.263 0.045	32.561 0.287	25.272 0.008	<b>1'54.804</b> 1'55.222	26	0.418
28	58 T. FINOCCHIARO	GBR	Honda CBR500R	29.713 0.629	27.496 0.568	32.992 1.074	25.510	<b>1'55.711</b> 1'57.982	30	2.271
29	5 R. VOS	NED	KTM RC 390 R	29.882 0.050	27.620	32.940 0.142	25.344 0.086	<b>1'55.786</b> 1'56.064	28	0.278
30	62 J. SCHULTZ	RSA	Yamaha YZF-R3	30.176 0.107	28.156 0.168	33.469 0.353	25.505	<b>1'57.306</b> 1'57.934	29	0.628
<b>Overall Ideal Time</b>				28.560	26.461	31.291	24.176	<b>1'50.488</b>		

07/07/2018

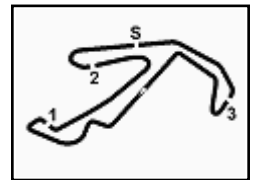
These data/results cannot be reproduced, stored and/or transmitted in whole or in part by any manner of electronic, mechanical, photocopying, recording, broadcasting or otherwise now known or herein after developed without the previous express consent by the copyright owner, except for reproduction in daily press and regular printed publications on sale to the public within 60 days of the event related to those data/results and always provided that copyright symbol appears together as follows below.

© DORNA WSBK ORGANIZATION Srl 2018









## PIRELLI Riviera di Rimini Round, 6 - 8 July 2018

### World Supersport 300 - Chronological Analysis Superpole 1

Misano Circuit Sic 58 4.226 m

3 / 3

25° 7 N. SETTIMO (1'55.128)							
Lap	Seg.1	Seg.2	Seg.3	Seg.4	Lap Time	km/h	Local Time
1		30.028	34.646	26.316		170,1	11:32'06.858
2	30.844	28.345	33.147	25.200	1'57.536	171,4	11:34'04.394
3	29.912	27.764	33.378	25.081	1'56.135	166,9	11:36'00.529
4	30.097	27.959	33.047	25.962	1'57.065	174,8	11:37'57.594
5	29.556	<b>27.697</b>	33.161	25.797	1'56.211	<b>176,5</b>	11:39'53.805
6	29.740	28.380	<b>32.668</b>	25.370	1'56.158	170,6	11:41'49.963
7	<b>29.321</b>	27.828	32.862	25.117	<b>1'55.128</b>	170,6	11:43'45.091
8	29.627	28.058	32.758	<b>25.037</b>	1'55.480	168,2	11:45'40.571

26° 78 J. FORAY (1'55.222)							
Lap	Seg.1	Seg.2	Seg.3	Seg.4	Lap Time	km/h	Local Time
1		28.729	35.230	26.105		164,9	11:32'05.202
2	<b>29.708</b>	27.548	32.885	25.536	1'55.677	169,8	11:34'00.879
3	30.052	27.668	33.178	25.591	1'56.489	171,2	11:35'57.368
4	29.905	27.776	33.175	<b>25.272</b>	1'56.128	178,8	11:37'53.496
5	31.075	28.208	33.009	25.322	1'57.614	<b>180,6</b>	11:39'51.110
6	34.939	27.400	<b>32.561</b>	25.284	2'00.184	176,8	11:41'51.294
7	29.749	<b>27.263</b>	36.273	25.842	1'59.127	170,1	11:43'50.421
8	29.786	27.308	32.848	25.280	<b>1'55.222</b>	177,3	11:45'45.643

27° 44 S. LOCHOFF (1'55.325)							
Lap	Seg.1	Seg.2	Seg.3	Seg.4	Lap Time	km/h	Local Time
1		29.099	33.632	26.202		173,1	11:32'05.882
2	31.356	27.827	32.869	25.640	1'57.692	175,0	11:34'03.574
3	29.883	27.699	32.292	25.698	1'55.572	174,8	11:35'59.146
4	<b>29.825</b>	27.695	32.745	25.577	1'55.842	174,8	11:37'54.988
5	30.347	29.056	33.057	25.493	1'57.953	174,8	11:39'52.941
6	30.420	28.007	<b>32.092</b>	25.249	1'55.768	<b>176,8</b>	11:41'48.709
7	31.008	<b>27.534</b>	32.204	<b>25.100</b>	1'55.846	172,8	11:43'44.555
8	29.886	27.745	32.449	25.245	<b>1'55.325</b>	170,9	11:45'39.880

28° 5 R. VOS (1'56.064)							
Lap	Seg.1	Seg.2	Seg.3	Seg.4	Lap Time	km/h	Local Time
1							11:30'32.374
2	50.882	28.474	34.358	25.965	2'19.679P	167,4	11:32'52.053
3	30.119	27.773	<b>32.940</b>	<b>25.344</b>	1'56.176	<b>171,7</b>	11:34'48.229
4	30.158	27.689	33.080	25.485	1'56.412	170,9	11:36'44.641
5	30.384	28.033	33.509	25.507	1'57.433	169,0	11:38'42.074
6	30.157	27.927	33.362	25.675	1'57.121	169,0	11:40'39.195
7	29.932	<b>27.620</b>	33.082	25.430	<b>1'56.064</b>	170,1	11:42'35.259
8	<b>29.882</b>	28.145	33.390	25.589	1'57.006	169,3	11:44'32.265
9	30.276	27.799	33.695	25.527	1'57.297	168,5	11:46'29.562

29° 62 J. SCHULTZ (1'57.934)							
Lap	Seg.1	Seg.2	Seg.3	Seg.4	Lap Time	km/h	Local Time
1		29.396	34.960	26.396		159,5	11:32'06.311
2	31.248	28.322	33.594	26.288	1'59.452	165,1	11:34'05.763
3	30.591	<b>28.156</b>	<b>33.469</b>	26.026	1'58.242	<b>165,4</b>	11:36'04.005
4	30.991	28.684	33.846	26.284	1'59.805	162,7	11:38'03.810
5	30.283	28.324	33.822	<b>25.505</b>	<b>1'57.934</b>	162,4	11:40'01.744
6	30.379	28.765	33.874	25.729	1'58.747	161,0	11:42'00.491
7	<b>30.176</b>	28.787	33.878	26.039	1'58.880	161,0	11:43'59.371
8	30.341	28.614	34.405	25.715	1'59.075	157,9	11:45'58.446

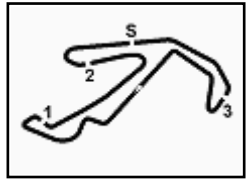
30° 58 T. FINOCCHIARO (1'57.982)							
Lap	Seg.1	Seg.2	Seg.3	Seg.4	Lap Time	km/h	Local Time
1		28.564	39.247	27.283		140,6	11:32'05.118
2	30.342	28.064	34.066	<b>25.510</b>	<b>1'57.982</b>	166,2	11:34'03.100
3	<b>29.713</b>	<b>27.496</b>	<b>32.992</b>	28.524	1'58.725	<b>172,5</b>	11:36'01.825

07/07/2018 P = Pits In/Out - C = Lap Time Cancelled

These data/results cannot be reproduced, stored and/or transmitted in whole or in part by any manner of electronic, mechanical, photocopying, recording, broadcasting or otherwise now known or herein after developed without the previous express consent by the copyright owner, except for reproduction in daily press and regular printed publications on sale to the public within 60 days of the event related to those data/results and always provided that copyright symbol appears together as follows below.

© DORNA WSBK ORGANIZATION Srl 2018

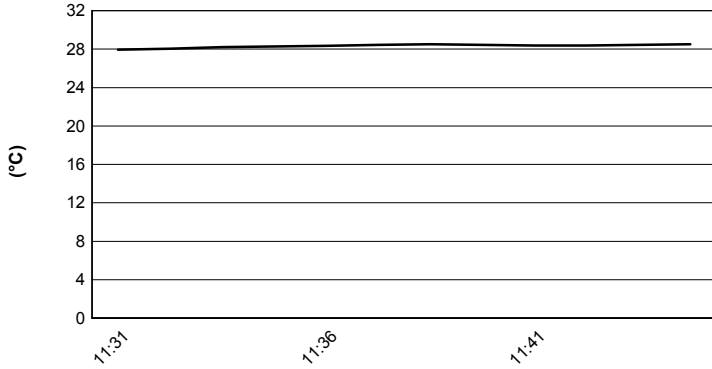




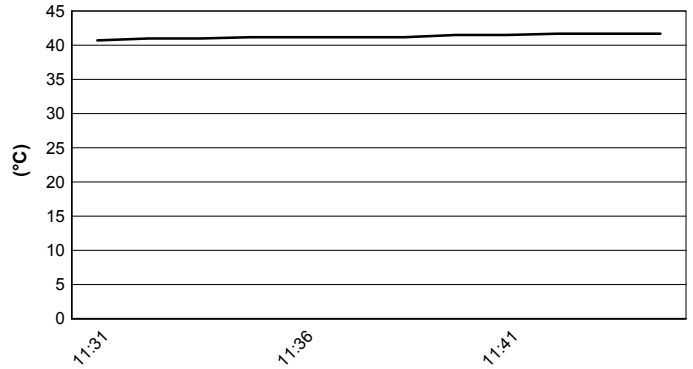
Misano Circuit Sic 58 4.226 m

**PIRELLI Riviera di Rimini Round, 6 - 8 July 2018**  
**World Supersport 300 - Weather Report Superpole 1**  
 Session started 11:30 - Session ended 11:47


### Air Temperature



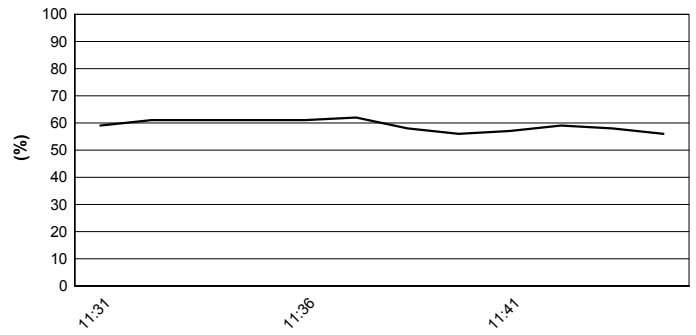
### Track Temperature



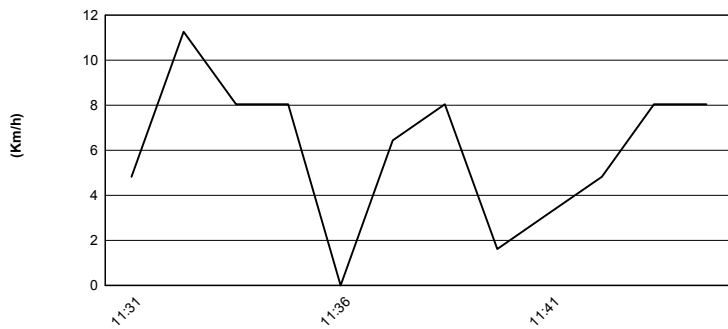
### Air Pressure



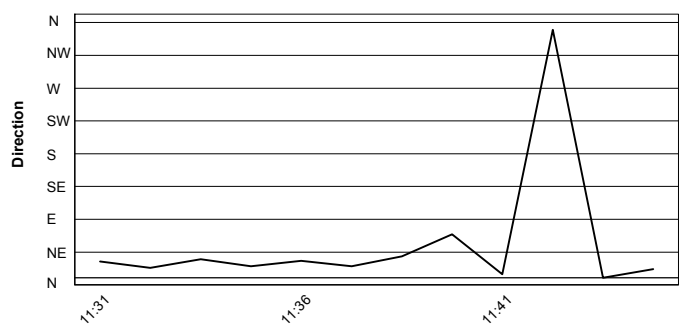
### Humidity



### Wind Speed



### Wind Direction



07/07/2018

These data/results cannot be reproduced, stored and/or transmitted in whole or in part by any manner of electronic, mechanical, photocopying, recording, broadcasting or otherwise now known or herein after developed without the previous express consent by the copyright owner, except for reproduction in daily press and regular printed publications on sale to the public within 60 days of the event related to those data/results and always provided that copyright symbol appears together as follows below.

© DORNA WSBK ORGANIZATION Srl 2018



Official Fuel Supplier



FICR PERUGIA TIMING

Official Tyre Supplier



Official Timekeeper