
**PIRELLI Riviera di Rimini Round, 6 - 8 July 2018**
**World Supersport 300 - Results Warm Up**

 Misano Circuit Sic 58 4.226 m  
 1 / 2

No.	Rider	Nat	Team	Bike	Time	Gap	Rel.	Laps	Speed	
									Avg	Max
1	95 S. DEROUE	NED	Motoport Kawasaki	Kawasaki Ninja 400	<b>1'50.936</b>			5	137,139	<b>179,1</b>
2	85 K. SABATUCCI	ITA	PROGP Racing	Yamaha YZF-R3	<b>1'51.232</b>	0.296	0.296	5	136,774	<b>179,1</b>
3	22 N. KALININ	UKR	GP Project Team	Kawasaki Ninja 400	<b>1'51.292</b>	0.356	0.060	5	136,700	<b>181,5</b>
4	69 M. HERRERA	ESP	BCD Yamaha MS Racing	Yamaha YZF-R3	<b>1'51.373</b>	0.437	0.081	5	136,600	<b>178,8</b>
5	43 L. GRUNWALD	GER	Freudenberg KTM WorldSSP Team	KTM RC 390 R	<b>1'51.424</b>	0.488	0.051	5	136,538	<b>179,4</b>
6	51 M. BASTIANELLI	ITA	PRODINA IRCOS Team	Kawasaki Ninja 400	<b>1'51.538</b>	0.602	0.114	5	136,398	<b>182,4</b>
7	33 D. VALLE	ESP	BCD Yamaha MS Racing	Yamaha YZF-R3	<b>1'51.623</b>	0.687	0.085	5	136,294	<b>180,9</b>
8	41 J. JÄHNIG	GER	Freudenberg KTM Junior Team	KTM RC 390 R	<b>1'51.704</b>	0.768	0.081	4	136,196	<b>180,9</b>
9	81 M. GONZALEZ	ESP	Pertamina Almeria BCD Junior Team by MS	Yamaha YZF-R3	<b>1'51.749</b>	0.813	0.045	5	136,141	<b>178,8</b>
10	39 O. BONOLI	ITA	Team Trasimeno	Yamaha YZF-R3	<b>1'51.756</b>	0.820	0.007	6	136,132	<b>173,4</b>
11	21 B. SANCHEZ	ESP	ETG Racing	Kawasaki Ninja 400	<b>1'51.758</b>	0.822	0.002	5	136,130	<b>182,4</b>
12	48 T. BRIANTI	ITA	Team Runner Bike	KTM RC 390 R	<b>1'51.866</b>	0.930	0.108	5	135,998	<b>177,0</b>
13	15 G. VAN STRAALEN	NED	KTM Fortron Racing Team	KTM RC 390 R	<b>1'51.870</b>	0.934	0.004	6	135,994	<b>177,9</b>
14	19 L. BERNARDI	ITA	Team Trasimeno	Yamaha YZF-R3	<b>1'51.875</b>	0.939	0.005	5	135,987	<b>177,6</b>
15	2 A. CARRASCO	ESP	DS Junior Team	Kawasaki Ninja 400	<b>1'51.937</b>	1.001	0.062	5	135,912	<b>180,6</b>
16	96 I. PRATNA	INA	TERRA E MOTO	Yamaha YZF-R3	<b>1'52.177</b>	1.241	0.240	6	135,621	<b>180,0</b>
17	8 M. PEREZ	ESP	Kawasaki ParkinGO Team	Kawasaki Ninja 400	<b>1'52.250</b>	1.314	0.073	4	135,533	<b>176,5</b>
18	14 E. DE LA VEGA	FRA	GP Project Team	Kawasaki Ninja 400	<b>1'52.251</b>	1.315	0.001	5	135,532	<b>176,5</b>
19	55 G. HENDRA PRATAMA	INA	BIBLION YAMAHA MOTOXRACING	Yamaha YZF-R3	<b>1'52.274</b>	1.338	0.023	5	135,504	<b>170,3</b>
20	12 A. RUSMIPUTRO	INA	Pertamina Almeria BCD by MS Racing	Yamaha YZF-R3	<b>1'52.330</b>	1.394	0.056	4	135,437	<b>177,6</b>
21	71 T. EDWARDS	AUS	Nutec - Benjan - Kawasaki	Kawasaki Ninja 400	<b>1'52.364</b>	1.428	0.034	5	135,396	<b>181,2</b>
22	54 F. FULIGNI	ITA	GRT Yamaha WorldSSP300 Team	Yamaha YZF-R3	<b>1'52.590</b>	1.654	0.226	5	135,124	<b>175,6</b>
23	64 H. DE CANCELLIS	FRA	Team Toth - Yart	Yamaha YZF-R3	<b>1'52.638</b>	1.702	0.048	4	135,066	<b>176,2</b>
24	20 D. LOUREIRO	RSA	DS Junior Team	Kawasaki Ninja 400	<b>1'52.699</b>	1.763	0.061	5	134,993	<b>174,5</b>
25	3 T. TOPARIS	AUS	Motoport Kawasaki	Kawasaki Ninja 400	<b>1'52.721</b>	1.785	0.022	5	134,967	<b>180,0</b>
26	17 K. MEUFFELS	NED	KTM Fortron Junior Team	KTM RC 390 R	<b>1'52.927</b>	1.991	0.206	5	134,721	<b>175,3</b>
27	93 W. KHAN	NED	Nutec - Benjan - Kawasaki	Kawasaki Ninja 400	<b>1'52.942</b>	2.006	0.015	5	134,703	<b>179,7</b>
28	44 S. LOCHOFF	RSA	Samurai Racing	Kawasaki Ninja 400	<b>1'53.306</b>	2.370	0.364	5	134,270	<b>181,2</b>
29	27 F. ROVELLI	ITA	Kawasaki ParkinGO Team	Kawasaki Ninja 400	<b>1'53.314</b>	2.378	0.008	5	134,261	<b>179,1</b>
30	97 M. KAPPLER	GER	Freudenberg KTM WorldSSP Team	KTM RC 390 R	<b>1'53.604</b>	2.668	0.290	5	133,918	<b>179,1</b>
31	65 J. FACCO	ITA	BIBLION YAMAHA MOTOXRACING	Yamaha YZF-R3	<b>1'53.683</b>	2.747	0.079	5	133,825	<b>167,2</b>
32	79 T. ALONSO	POR	Samurai Racing	Yamaha YZF-R3	<b>1'53.991</b>	3.055	0.308	5	133,463	<b>179,4</b>
33	28 D. KOOPMAN	NED	GRT Yamaha WorldSSP300 Team	Yamaha YZF-R3	<b>1'54.168</b>	3.232	0.177	4	133,256	<b>172,2</b>
34	13 D. IOZZO	RSA	Racedays	Honda CBR500R	<b>1'54.629</b>	3.693	0.461	4	132,720	<b>173,6</b>
35	58 T. FINOCCHIARO	GBR	Scuderia Maranga Racing	Honda CBR500R	<b>1'54.793</b>	3.857	0.164	4	132,531	<b>172,8</b>
36	78 J. FORAY	FRA	ETG Racing	Kawasaki Ninja 400	<b>1'55.119</b>	4.183	0.326	4	132,155	<b>180,6</b>
37	7 N. SETTIMO	ITA	Scuderia Maranga Racing	Honda CBR500R	<b>1'55.374</b>	4.438	0.255	4	131,863	<b>176,2</b>
38	30 D. BLIN	POL	Team Toth - Yart	Yamaha YZF-R3	<b>1'55.739</b>	4.803	0.365	4	131,447	<b>168,0</b>
39	5 R. VOS	NED	KTM Fortron Racing Team	KTM RC 390 R	<b>1'56.469</b>	5.533	0.730	5	130,624	<b>176,5</b>
40	62 J. SCHULTZ	RSA	Team Trasimeno	Yamaha YZF-R3	<b>1'57.603</b>	6.667	1.134	4	129,364	<b>167,2</b>

AIR	Humidity:	70%	Temp:	24°C
TRACK	Condition:	Dry	Temp:	29°C

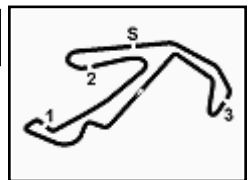
Records	Pole (SP2)	2018	G.Hendra Pratama	1'50.517	137,660	Km/h
	Race (RC)	2017	A.Pontone	1'53.397	134,160	Km/h
	Circuit (SP2)	2018	G.Hendra Pratama	1'50.517	137,660	Km/h

Start 08/07/2018 08:50 End 09:02 The results are provisional until the end of the time limit for protests and appeals and the completion of the technical checks.

These data/results cannot be reproduced, stored and/or transmitted in whole or in part by any manner of electronic, mechanical, photocopying, recording, broadcasting or otherwise now known or herein after developed without the previous express consent by the copyright owner, except for reproduction in daily press and regular printed publications on sale to the public within 60 days of the event related to those data/results and always provided that copyright symbol appears together as follows below.

© DORNA WSBK ORGANIZATION Srl 2018




**PIRELLI Riviera di Rimini Round, 6 - 8 July 2018**
**World Supersport 300 - Results Warm Up**
**Session Highlights**

Local Time	No. Rider	Description
08.50.00		Start
08.55.19	54 F. FULIGNI	Current Lap Cancelled - Exceeded Track Limits - Turn 6
08.56.37	54 F. FULIGNI	Lap Cancelled (1'54.161) - Exceeded Track Limits - Turn 11
08.57.16	7 N. SETTIMO	Current Lap Cancelled - Exceeded Track Limits - Turn 6
08.58.31	41 J. JÄHNIG	Crashed - Turn 4
08.58.44	15 G. VAN STRAALEN	Lap Cancelled (1'51.659) - Exceeded Track Limits - Turn 11
08.59.50	27 F. ROVELLI	Lap Cancelled (1'51.914) - Exceeded Track Limits - Turn 12
09.00.09	95 S. DEROUE	Lap Cancelled (1'51.105) - Exceeded Track Limits - Turn 11
09.00.13	79 T. ALONSO	Lap Cancelled (1'53.356) - Exceeded Track Limits - Turn 11
09.00.23	39 O. BONOLI	Lap Cancelled (1'52.806) - Exceeded Track Limits - Turn 16
09.00.26	8 M. PEREZ	Lap Cancelled (2'04.220) - Exceeded Track Limits - Turn 16
09.00.48	17 K. MEUFFELS	Lap Cancelled (1'52.530) - Exceeded Track Limits - Turn 16
09.01.41	27 F. ROVELLI	Lap Cancelled (1'51.162) - Exceeded Track Limits - Turn 16
09.02.14	7 N. SETTIMO	Lap Cancelled (1'53.956) - Exceeded Track Limits - Turn 16
09.02.43		End Of Session

**Fastest Laps Sequence**

No.	Rider	Nat	Team	Bike	Local Time	Time	Gap	Avg
27	F. ROVELLI	ITA	Kawasaki ParkinGO Team	Kawasaki Ninja 400	08:54'02.494	<b>1'54.522</b>		132,844
95	S. DEROUE	NED	Motoport Kawasaki	Kawasaki Ninja 400	08:54'06.381	<b>1'53.620</b>	-0.902	133,899
85	K. SABATUCCI	ITA	PROGP Racing	Yamaha YZF-R3	08:54'12.121	<b>1'53.205</b>	-0.415	134,390
41	J. JÄHNIG	GER	Freudenberg KTM Junior Team	KTM RC 390 R	08:54'20.166	<b>1'52.200</b>	-1.005	135,594
43	L. GRUNWALD	GER	Freudenberg KTM WorldSSP Team	KTM RC 390 R	08:56'04.668	<b>1'51.865</b>	-0.335	136,000
43	L. GRUNWALD	GER	Freudenberg KTM WorldSSP Team	KTM RC 390 R	08:57'56.092	<b>1'51.424</b>	-0.441	136,538
85	K. SABATUCCI	ITA	PROGP Racing	Yamaha YZF-R3	08:57'56.199	<b>1'51.270</b>	-0.154	136,727
95	S. DEROUE	NED	Motoport Kawasaki	Kawasaki Ninja 400	09:01'32.755	<b>1'50.936</b>	-0.334	137,139

Start 08:50 End 09:02 The results are provisional until the end of the time limit for protests and appeals and the completion of the technical checks.

These data/results cannot be reproduced, stored and/or transmitted in whole or in part by any manner of electronic, mechanical, photocopying, recording, broadcasting or otherwise now known or herein after developed without the previous express consent by the copyright owner, except for reproduction in daily press and regular printed publications on sale to the public within 60 days of the event related to those data/results and always provided that copyright symbol appears together as follows below.

© DORNA WSBK ORGANIZATION Srl 2018



## PIRELLI Riviera di Rimini Round, 6 - 8 July 2018

### World Supersport 300 - Best Sectors & Speed Warm Up

Misano Circuit Sic 58 4.226 m

1 / 2

BEST LAP			
1	95 S. DEROUÉ	Kawasaki Ninja 400	1'50.936
2	85 K. SABATUCCI	Yamaha YZF-R3	1'51.232
3	22 N. KALININ	Kawasaki Ninja 400	1'51.292
4	69 M. HERRERA	Yamaha YZF-R3	1'51.373
5	43 L. GRUNWALD	KTM RC 390 R	1'51.424
6	51 M. BASTIANELLI	Kawasaki Ninja 400	1'51.538
7	33 D. VALLE	Yamaha YZF-R3	1'51.623
8	41 J. JÄHNIG	KTM RC 390 R	1'51.704
9	81 M. GONZALEZ	Yamaha YZF-R3	1'51.749
10	39 O. BONOLI	Yamaha YZF-R3	1'51.756
11	21 B. SANCHEZ	Kawasaki Ninja 400	1'51.758
12	48 T. BRIANTI	KTM RC 390 R	1'51.866
13	15 G. VAN STRAALLEN	KTM RC 390 R	1'51.870
14	19 L. BERNARDI	Yamaha YZF-R3	1'51.875
15	2 A. CARRASCO	Kawasaki Ninja 400	1'51.937
16	96 I. PRATNA	Yamaha YZF-R3	1'52.177
17	8 M. PEREZ	Kawasaki Ninja 400	1'52.250
18	14 E. DE LA VEGA	Kawasaki Ninja 400	1'52.251
19	55 G. HENDRA PRATAMA	Yamaha YZF-R3	1'52.274
20	12 A. RUSMIPUTRO	Yamaha YZF-R3	1'52.330
21	71 T. EDWARDS	Kawasaki Ninja 400	1'52.364
22	54 F. FULIGNI	Yamaha YZF-R3	1'52.590
23	64 H. DE CANCELLIS	Yamaha YZF-R3	1'52.638
24	20 D. LOUREIRO	Kawasaki Ninja 400	1'52.699
25	3 T. TOPARIS	Kawasaki Ninja 400	1'52.721
26	17 K. MEUFFELS	KTM RC 390 R	1'52.927
27	93 W. KHAN	Kawasaki Ninja 400	1'52.942
28	44 S. LOCHOFF	Kawasaki Ninja 400	1'53.306
29	27 F. ROVELLI	Kawasaki Ninja 400	1'53.314
30	97 M. KAPPLER	KTM RC 390 R	1'53.604
31	65 J. FACCO	Yamaha YZF-R3	1'53.683
32	79 T. ALONSO	Yamaha YZF-R3	1'53.991
33	28 D. KOOPMAN	Yamaha YZF-R3	1'54.168
34	13 D. IOZZO	Honda CBR500R	1'54.629
35	58 T. FINOCCHIARO	Honda CBR500R	1'54.793
36	78 J. FORAY	Kawasaki Ninja 400	1'55.119
37	7 N. SETTIMO	Honda CBR500R	1'55.374
38	30 D. BLIN	Yamaha YZF-R3	1'55.739
39	5 R. VOS	KTM RC 390 R	1'56.469
40	62 J. SCHULTZ	Yamaha YZF-R3	1'57.603

SPEED			
1	51 M. BASTIANELLI	Kawasaki Ninja 400	182,4
2	21 B. SANCHEZ	Kawasaki Ninja 400	182,4
3	22 N. KALININ	Kawasaki Ninja 400	181,5
4	71 T. EDWARDS	Kawasaki Ninja 400	181,2
5	44 S. LOCHOFF	Kawasaki Ninja 400	181,2
6	33 D. VALLE	Yamaha YZF-R3	180,9
7	41 J. JÄHNIG	KTM RC 390 R	180,9
8	2 A. CARRASCO	Kawasaki Ninja 400	180,6
9	78 J. FORAY	Kawasaki Ninja 400	180,6
10	3 T. TOPARIS	Kawasaki Ninja 400	180,0
11	96 I. PRATNA	Yamaha YZF-R3	180,0
12	93 W. KHAN	Kawasaki Ninja 400	179,7
13	79 T. ALONSO	Yamaha YZF-R3	179,4
14	43 L. GRUNWALD	KTM RC 390 R	179,4
15	97 M. KAPPLER	KTM RC 390 R	179,1
16	85 K. SABATUCCI	Yamaha YZF-R3	179,1
17	95 S. DEROUÉ	Kawasaki Ninja 400	179,1
18	27 F. ROVELLI	Kawasaki Ninja 400	179,1
19	81 M. GONZALEZ	Yamaha YZF-R3	178,8
20	69 M. HERRERA	Yamaha YZF-R3	178,8
21	15 G. VAN STRAALLEN	KTM RC 390 R	177,9
22	19 L. BERNARDI	Yamaha YZF-R3	177,6
23	12 A. RUSMIPUTRO	Yamaha YZF-R3	177,6
24	48 T. BRIANTI	KTM RC 390 R	177,0
25	14 E. DE LA VEGA	Kawasaki Ninja 400	176,5
26	5 R. VOS	KTM RC 390 R	176,5
27	8 M. PEREZ	Kawasaki Ninja 400	176,5
28	7 N. SETTIMO	Honda CBR500R	176,2
29	64 H. DE CANCELLIS	Yamaha YZF-R3	176,2
30	54 F. FULIGNI	Yamaha YZF-R3	175,6
31	17 K. MEUFFELS	KTM RC 390 R	175,3
32	20 D. LOUREIRO	Kawasaki Ninja 400	174,5
33	13 D. IOZZO	Honda CBR500R	173,6
34	39 O. BONOLI	Yamaha YZF-R3	173,4
35	58 T. FINOCCHIARO	Honda CBR500R	172,8
36	28 D. KOOPMAN	Yamaha YZF-R3	172,2
37	55 G. HENDRA PRATAMA	Yamaha YZF-R3	170,3
38	30 D. BLIN	Yamaha YZF-R3	168,0
39	65 J. FACCO	Yamaha YZF-R3	167,2
40	62 J. SCHULTZ	Yamaha YZF-R3	167,2

08/07/2018

These data/results cannot be reproduced, stored and/or transmitted in whole or in part by any manner of electronic, mechanical, photocopying, recording, broadcasting or otherwise now known or herein after developed without the previous express consent by the copyright owner, except for reproduction in daily press and regular printed publications on sale to the public within 60 days of the event related to those data/results and always provided that copyright symbol appears together as follows below.

© DORNA WSBK ORGANIZATION Srl 2018



Official Fuel Supplier



Official Tyre Supplier



Official Timekeeper

**PIRELLI Riviera di Rimini Round, 6 - 8 July 2018**  
**World Supersport 300 - Best Sectors & Speed Warm Up**

Misano Circuit Sic 58 4.226 m

2 / 2

SEG. 1			SEG. 2			SEG. 3			SEG. 4						
1	39	O. BONOLI	28.604	1	51	M. BASTIANELLI	26.320	1	41	J. JÄHNIG	31.203	1	33	D. VALLE	24.209
2	95	S. DEROUE	28.639	2	22	N. KALININ	26.498	2	95	S. DEROUE	31.277	2	2	A. CARRASCO	24.232
3	19	L. BERNARDI	28.646	3	43	L. GRUNWALD	26.507	3	33	D. VALLE	31.327	3	69	M. HERRERA	24.235
4	69	M. HERRERA	28.670	4	48	T. BRIANTI	26.520	4	22	N. KALININ	31.335	4	22	N. KALININ	24.240
5	55	G. HENDRA PRATAMA	28.721	5	81	M. GONZALEZ	26.521	5	81	M. GONZALEZ	31.337	5	96	I. PRATNA	24.271
6	15	G. VAN STRAALLEN	28.767	6	95	S. DEROUE	26.524	6	27	F. ROVELLI	31.350	6	81	M. GONZALEZ	24.278
7	85	K. SABATUCCI	28.768	7	85	K. SABATUCCI	26.563	7	3	T. TOPARIS	31.362	7	55	G. HENDRA PRATAMA	24.313
8	48	T. BRIANTI	28.776	8	27	F. ROVELLI	26.604	8	93	W. KHAN	31.416	8	48	T. BRIANTI	24.319
9	43	L. GRUNWALD	28.781	9	41	J. JÄHNIG	26.625	9	85	K. SABATUCCI	31.416	9	43	L. GRUNWALD	24.358
10	2	A. CARRASCO	28.801	10	15	G. VAN STRAALLEN	26.630	10	15	G. VAN STRAALLEN	31.427	10	39	O. BONOLI	24.370
11	33	D. VALLE	28.837	11	21	B. SANCHEZ	26.675	11	43	L. GRUNWALD	31.459	11	85	K. SABATUCCI	24.387
12	64	H. DE CANCELLIS	28.839	12	39	O. BONOLI	26.738	12	69	M. HERRERA	31.520	12	21	B. SANCHEZ	24.445
13	22	N. KALININ	28.863	13	71	T. EDWARDS	26.759	13	14	E. DE LA VEGA	31.526	13	51	M. BASTIANELLI	24.449
14	21	B. SANCHEZ	28.866	14	96	I. PRATNA	26.798	14	79	T. ALONSO	31.563	14	95	S. DEROUE	24.483
15	8	M. PEREZ	28.868	15	33	D. VALLE	26.806	15	21	B. SANCHEZ	31.582	15	14	E. DE LA VEGA	24.497
16	27	F. ROVELLI	28.896	16	17	K. MEUFFELS	26.838	16	96	I. PRATNA	31.598	16	8	M. PEREZ	24.500
17	12	A. RUSMIPUTRO	28.903	17	69	M. HERRERA	26.842	17	19	L. BERNARDI	31.598	17	19	L. BERNARDI	24.503
18	51	M. BASTIANELLI	28.943	18	19	L. BERNARDI	26.849	18	8	M. PEREZ	31.630	18	12	A. RUSMIPUTRO	24.504
19	14	E. DE LA VEGA	28.966	19	93	W. KHAN	26.849	19	51	M. BASTIANELLI	31.642	19	15	G. VAN STRAALLEN	24.529
20	65	J. FACCO	28.973	20	2	A. CARRASCO	26.853	20	12	A. RUSMIPUTRO	31.743	20	17	K. MEUFFELS	24.537
21	81	M. GONZALEZ	29.004	21	54	F. FULIGNI	26.863	21	44	S. LOCHOFF	31.772	21	41	J. JÄHNIG	24.571
22	41	J. JÄHNIG	29.028	22	12	A. RUSMIPUTRO	26.918	22	71	T. EDWARDS	31.777	22	20	D. LOUREIRO	24.571
23	20	D. LOUREIRO	29.088	23	8	M. PEREZ	26.999	23	2	A. CARRASCO	31.780	23	93	W. KHAN	24.598
24	96	I. PRATNA	29.102	24	20	D. LOUREIRO	27.011	24	54	F. FULIGNI	31.791	24	65	J. FACCO	24.610
25	3	T. TOPARIS	29.107	25	3	T. TOPARIS	27.050	25	39	O. BONOLI	31.840	25	71	T. EDWARDS	24.611
26	17	K. MEUFFELS	29.183	26	97	M. KAPPLER	27.065	26	64	H. DE CANCELLIS	31.898	26	28	D. KOOPMAN	24.613
27	71	T. EDWARDS	29.217	27	64	H. DE CANCELLIS	27.106	27	17	K. MEUFFELS	31.933	27	27	F. ROVELLI	24.694
28	54	F. FULIGNI	29.218	28	14	E. DE LA VEGA	27.130	28	97	M. KAPPLER	31.943	28	54	F. FULIGNI	24.718
29	93	W. KHAN	29.273	29	55	G. HENDRA PRATAMA	27.138	29	48	T. BRIANTI	31.952	29	3	T. TOPARIS	24.779
30	7	N. SETTIMO	29.336	30	58	T. FINOCCHIARO	27.162	30	20	D. LOUREIRO	32.024	30	13	D. IOZZO	24.791
31	28	D. KOOPMAN	29.370	31	44	S. LOCHOFF	27.175	31	55	G. HENDRA PRATAMA	32.096	31	64	H. DE CANCELLIS	24.795
32	44	S. LOCHOFF	29.394	32	79	T. ALONSO	27.247	32	7	N. SETTIMO	32.147	32	44	S. LOCHOFF	24.876
33	79	T. ALONSO	29.495	33	28	D. KOOPMAN	27.319	33	28	D. KOOPMAN	32.155	33	58	T. FINOCCHIARO	24.887
34	97	M. KAPPLER	29.583	34	13	D. IOZZO	27.333	34	78	J. FORAY	32.171	34	97	M. KAPPLER	24.899
35	30	D. BLIN	29.595	35	65	J. FACCO	27.498	35	58	T. FINOCCHIARO	32.306	35	7	N. SETTIMO	24.944
36	13	D. IOZZO	29.708	36	78	J. FORAY	27.520	36	65	J. FACCO	32.522	36	79	T. ALONSO	25.084
37	78	J. FORAY	29.927	37	5	R. VOS	27.679	37	5	R. VOS	32.580	37	78	J. FORAY	25.163
38	58	T. FINOCCHIARO	30.111	38	7	N. SETTIMO	27.707	38	13	D. IOZZO	32.597	38	30	D. BLIN	25.250
39	62	J. SCHULTZ	30.121	39	30	D. BLIN	27.837	39	30	D. BLIN	32.937	39	5	R. VOS	25.431
40	5	R. VOS	30.272	40	62	J. SCHULTZ	28.309	40	62	J. SCHULTZ	33.269	40	62	J. SCHULTZ	25.554

08/07/2018

These data/results cannot be reproduced, stored and/or transmitted in whole or in part by any manner of electronic, mechanical, photocopying, recording, broadcasting or otherwise now known or herein after developed without the previous express consent by the copyright owner, except for reproduction in daily press and regular printed publications on sale to the public within 60 days of the event related to those data/results and always provided that copyright symbol appears together as follows below.

© DORNA WSBK ORGANIZATION Srl 2018



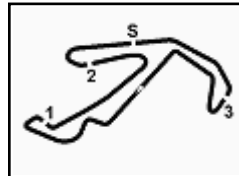
Official Fuel Supplier



Official Tyre Supplier



Official Timekeeper



## PIRELLI Riviera di Rimini Round, 6 - 8 July 2018

### World Supersport 300 - Ideal Times Warm Up

Misano Circuit Sic 58 4.226 m

1 / 2

No.	Rider	Nat	Bike	Seg. 1	Seg. 2	Seg. 3	Seg. 4	Ideal Time			
				Diff. 1	Diff. 2	Diff. 3	Diff. 4	Best Lap	Pos.	Diff.	
1	95 S. DEROUÉ	NED	Kawasaki Ninja 400	28.639 0.013	26.524	31.277	24.483	1'50.923	1'50.936	1	0.013
2	22 N. KALININ	UKR	Kawasaki Ninja 400	28.863 0.056	26.498 0.300	31.335	24.240	1'50.936	1'51.292	3	0.356
3	43 L. GRUNWALD	GER	KTM RC 390 R	28.781 0.151	26.507 0.168	31.459	24.358	1'51.105	1'51.424	5	0.319
4	85 K. SABATUCCI	ITA	Yamaha YZF-R3	28.768	26.563	31.416	24.387 0.098	1'51.134	1'51.232	2	0.098
5	81 M. GONZALEZ	ESP	Yamaha YZF-R3	29.004 0.272	26.521	31.337 0.177	24.278 0.160	1'51.140	1'51.749	9	0.609
6	33 D. VALLE	ESP	Yamaha YZF-R3	28.837 0.102	26.806 0.001	31.327 0.246	24.209 0.095	1'51.179	1'51.623	7	0.444
7	69 M. HERRERA	ESP	Yamaha YZF-R3	28.670 0.046	26.842	31.520	24.235 0.060	1'51.267	1'51.373	4	0.106
8	15 G. VAN STRAALEN	NED	KTM RC 390 R	28.767 0.102	26.630	31.427 0.360	24.529 0.055	1'51.353	1'51.870	13	0.517
9	51 M. BASTIANELLI	ITA	Kawasaki Ninja 400	28.943 0.008	26.320	31.642 0.176	24.449	1'51.354	1'51.538	6	0.184
10	41 J. JÄHNIG	GER	KTM RC 390 R	29.028 0.014	26.625	31.203	24.571 0.263	1'51.427	1'51.704	8	0.277
11	27 F. ROVELLI	ITA	Kawasaki Ninja 400	28.896 0.362	26.604 0.422	31.350 0.941	24.694 0.045	1'51.544	1'53.314	29	1.770
12	39 O. BONOLI	ITA	Yamaha YZF-R3	28.604	26.738 0.012	31.840 0.150	24.370 0.042	1'51.552	1'51.756	10	0.204
13	48 T. BRIANTI	ITA	KTM RC 390 R	28.776	26.520	31.952 0.299	24.319	1'51.567	1'51.866	12	0.299
14	21 B. SANCHEZ	ESP	Kawasaki Ninja 400	28.866	26.675	31.582 0.190	24.445	1'51.568	1'51.758	11	0.190
15	19 L. BERNARDI	ITA	Yamaha YZF-R3	28.646 0.175	26.849 0.044	31.598	24.503 0.060	1'51.596	1'51.875	14	0.279
16	2 A. CARRASCO	ESP	Kawasaki Ninja 400	28.801 0.036	26.853 0.152	31.780	24.232 0.083	1'51.666	1'51.937	15	0.271
17	96 I. PRATNA	INA	Yamaha YZF-R3	29.102	26.798	31.598 0.408	24.271	1'51.769	1'52.177	16	0.408
18	8 M. PEREZ	ESP	Kawasaki Ninja 400	28.868	26.999 0.034	31.630 0.219	24.500	1'51.997	1'52.250	17	0.253
19	12 A. RUSMIPUTRO	INA	Yamaha YZF-R3	28.903 0.145	26.918	31.743 0.117	24.504	1'52.068	1'52.330	20	0.262
20	14 E. DE LA VEGA	FRA	Kawasaki Ninja 400	28.966 0.132	27.130	31.526	24.497	1'52.119	1'52.251	18	0.132
21	93 W. KHAN	NED	Kawasaki Ninja 400	29.273 0.148	26.849	31.416 0.658	24.598	1'52.136	1'52.942	27	0.806
22	55 G. HENDRA PRATAMA	INA	Yamaha YZF-R3	28.721 0.006	27.138	32.096	24.313	1'52.268	1'52.274	19	0.006
23	3 T. TOPARIS	AUS	Kawasaki Ninja 400	29.107 0.423	27.050	31.362	24.779	1'52.298	1'52.721	25	0.423
24	71 T. EDWARDS	AUS	Kawasaki Ninja 400	29.217	26.759	31.777	24.611	1'52.364	1'52.364	21	
25	17 K. MEUFFELS	NED	KTM RC 390 R	29.183 0.185	26.838 0.128	31.933 0.123	24.537	1'52.491	1'52.927	26	0.436
26	54 F. FULIGNI	ITA	Yamaha YZF-R3	29.218	26.863	31.791	24.718	1'52.590	1'52.590	22	
27	64 H. DE CANCELLIS	FRA	Yamaha YZF-R3	28.839	27.106	31.898	24.795	1'52.638	1'52.638	23	
28	20 D. LOUREIRO	RSA	Kawasaki Ninja 400	29.088	27.011	32.024 0.005	24.571	1'52.694	1'52.699	24	0.005
29	44 S. LOCHOFF	RSA	Kawasaki Ninja 400	29.394	27.175 0.022	31.772 0.067	24.876	1'53.217	1'53.306	28	0.089
30	79 T. ALONSO	POR	Yamaha YZF-R3	29.495 0.409	27.247 0.193	31.563	25.084	1'53.389	1'53.991	32	0.602
31	28 D. KOOPMAN	NED	Yamaha YZF-R3	29.370 0.711	27.319	32.155	24.613	1'53.457	1'54.168	33	0.711
32	97 M. KAPPLER	GER	KTM RC 390 R	29.583 0.032	27.065	31.943 0.082	24.899	1'53.490	1'53.604	30	0.114
33	65 J. FACCO	ITA	Yamaha YZF-R3	28.973 0.052	27.498 0.028	32.522	24.610	1'53.603	1'53.683	31	0.080

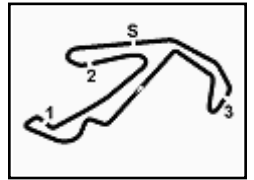
08/07/2018

These data/results cannot be reproduced, stored and/or transmitted in whole or in part by any manner of electronic, mechanical, photocopying, recording, broadcasting or otherwise now known or herein after developed without the previous express consent by the copyright owner, except for reproduction in daily press and regular printed publications on sale to the public within 60 days of the event related to those data/results and always provided that copyright symbol appears together as follows below.

© DORNA WSBK ORGANIZATION Srl 2018







## PIRELLI Riviera di Rimini Round, 6 - 8 July 2018

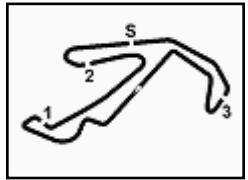
### World Supersport 300 - Ideal Times Warm Up

Misano Circuit Sic 58 4.226 m  
2 / 2

No.	Rider	Nat	Bike	Seg. 1	Seg. 2	Seg. 3	Seg. 4	Ideal Time		
				Diff. 1	Diff. 2	Diff. 3	Diff. 4	Best Lap	Pos.	Diff.
34	<b>7 N. SETTIMO</b>	ITA	Honda CBR500R	29.336 0.768	27.707 0.344	32.147 0.128	24.944	<b>1'54.134</b>		
35	<b>13 D. IOZZO</b>	RSA	Honda CBR500R	29.708	27.333	32.597 0.042	24.791 0.158	<b>1'54.429</b>	37	1.240
36	<b>58 T. FINOCCHIARO</b>	GBR	Honda CBR500R	30.111 0.327	27.162	32.306	24.887	<b>1'54.466</b>	34	0.200
37	<b>78 J. FORAY</b>	FRA	Kawasaki Ninja 400	29.927	27.520 0.338	32.171	25.163	<b>1'54.781</b>	35	0.327
38	<b>30 D. BLIN</b>	POL	Yamaha YZF-R3	29.595	27.837	32.937 0.120	25.250	<b>1'55.619</b>	36	0.338
39	<b>5 R. VOS</b>	NED	KTM RC 390 R	30.272 0.140	27.679	32.580 0.262	25.431 0.105	<b>1'55.962</b>	38	0.120
40	<b>62 J. SCHULTZ</b>	RSA	Yamaha YZF-R3	30.121	28.309 0.003	33.269 0.173	25.554 0.174	<b>1'56.469</b>	39	0.507
<b>Overall Ideal Time</b>				28.604	26.320	31.203	24.209	<b>1'50.336</b>		

08/07/2018  
 These data/results cannot be reproduced, stored and/or transmitted in whole or in part by any manner of electronic, mechanical, photocopying, recording, broadcasting or otherwise now known or herein after developed without the previous express consent by the copyright owner, except for reproduction in daily press and regular printed publications on sale to the public within 60 days of the event related to those data/results and always provided that copyright symbol appears together as follows below.  
 © DORNA WSBK ORGANIZATION Srl 2018





## PIRELLI Riviera di Rimini Round, 6 - 8 July 2018

### World Supersport 300 - Chronological Analysis Warm Up

Misano Circuit Sic 58 4.226 m

1 / 3

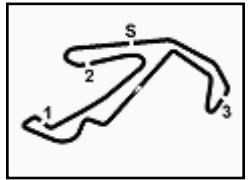
1° 95 S. DEROUE (1'50.936)								8° 41 J. JÄHNIG (1'51.704)								
Lap	Seg.1	Seg.2	Seg.3	Seg.4	Lap Time	km/h	Local Time	Lap	Seg.1	Seg.2	Seg.3	Seg.4	Lap Time	km/h	Local Time	
1		27.915	32.583	25.421	172.8	8:52'12.761		1							8:49'56.514	
2	29.644	27.371	31.890	24.715	1'53.620	175.6	8:54'06.381	2	1'06.462	28.153	31.983	24.854	2'31.452P	177.6	8:52'27.966	
3	29.191	26.924	31.641	24.633	1'52.389	176.8	8:55'58.770	3	29.168	26.797	31.512	24.723	1'52.200	180.0	8:54'20.166	
4	28.941	26.920	31.596	24.487	1'51.944	175.3	8:57'50.714	4	<b>29.028</b>	27.026	31.488	<b>24.571</b>	1'52.113	179.1	8:56'12.279	
5	<b>28.639</b>	26.555	31.706	24.205	1'51.105C	<b>179.1</b>	8:59'41.819	5	29.042	<b>26.625</b>	<b>31.203</b>	24.834	<b>1'51.704</b>	<b>180.9</b>	8:58'03.983	
6	28.652	<b>26.524</b>	<b>31.277</b>	<b>24.483</b>	<b>1'50.936</b>	177.9	9:01'32.755									
2° 85 K. SABATUCCI (1'51.232)								9° 81 M. GONZALEZ (1'51.749)								
Lap	Seg.1	Seg.2	Seg.3	Seg.4	Lap Time	km/h	Local Time	Lap	Seg.1	Seg.2	Seg.3	Seg.4	Lap Time	km/h	Local Time	
1		31.235	33.231	26.127	171.7	8:52'18.916		1		27.467	32.213	24.782		171.2	8:52'27.613	
2	29.948	27.098	31.570	24.589	1'53.205	177.6	8:54'12.121	2	29.006	27.100	31.898	24.608	1'52.612	175.0	8:54'20.225	
3	29.940	26.923	31.534	24.411	1'52.808	177.0	8:56'04.929	3	29.389	26.575	31.650	24.364	1'51.978	178.2	8:56'12.203	
4	28.883	26.579	31.421	<b>24.387</b>	1'51.270	<b>179.1</b>	8:57'56.199	4	29.223	26.764	<b>31.337</b>	24.604	1'51.928	178.2	8:58'04.131	
5	29.171	27.168	33.313	26.214	1'55.866	158.6	8:59'52.065	5	29.276	<b>26.521</b>	31.514	24.438	<b>1'51.749</b>	<b>178.8</b>	8:59'55.880	
6	<b>28.768</b>	<b>26.563</b>	<b>31.416</b>	24.485	<b>1'51.232</b>	176.8	9:01'43.297	6	<b>29.004</b>	26.872	31.952	<b>24.278</b>	1'52.106	172.5	9:01'47.986	
3° 22 N. KALININ (1'51.292)								10° 39 O. BONOLI (1'51.756)								
Lap	Seg.1	Seg.2	Seg.3	Seg.4	Lap Time	km/h	Local Time	Lap	Seg.1	Seg.2	Seg.3	Seg.4	Lap Time	km/h	Local Time	
1		29.270	34.468	25.708	175.0	8:52'20.066		1		1'02.184	29.754	33.608	25.613	2'31.159P	164.1	8:49'50.858
2	30.448	27.162	31.709	24.867	1'54.186	180.6	8:54'14.252	2	30.343	27.683	31.996	24.713	1'54.735	170.9	8:54'16.752	
3	30.050	27.266	31.552	24.694	1'53.562	<b>181.5</b>	8:56'07.814	3	29.572	27.213	<b>31.840</b>	<b>24.370</b>	1'52.995	<b>173.4</b>	8:56'09.747	
4	28.919	26.798	<b>31.335</b>	<b>24.240</b>	<b>1'51.292</b>	176.8	8:57'59.106	4	28.842	<b>26.738</b>	32.164	24.410	1'52.154	169.5	8:58'01.901	
5	29.035	26.754	31.975	25.644	1'53.408	177.9	8:59'52.514	5	28.934	27.362	32.212	24.298	1'52.806C	169.3	8:59'54.707	
6	<b>28.863</b>	<b>26.498</b>	31.660	24.490	1'51.511	180.0	9:01'44.025	6	<b>28.604</b>	26.750	31.990	24.412	<b>1'51.756</b>	170.6	9:01'46.463	
4° 69 M. HERRERA (1'51.373)								11° 21 B. SANCHEZ (1'51.758)								
Lap	Seg.1	Seg.2	Seg.3	Seg.4	Lap Time	km/h	Local Time	Lap	Seg.1	Seg.2	Seg.3	Seg.4	Lap Time	km/h	Local Time	
1		27.690	32.137	24.741	172.2	8:52'29.836		1		29.165	32.850	26.474		178.2	8:52'18.840	
2	29.254	27.367	31.935	24.775	1'53.331	173.1	8:54'23.167	2	30.380	27.328	31.608	25.662	1'54.978	<b>182.4</b>	8:54'13.818	
3	28.996	26.979	31.762	24.604	1'52.341	175.6	8:56'15.508	3	29.270	26.816	31.717	24.826	1'52.629	177.3	8:56'06.447	
4	<b>28.670</b>	26.913	31.533	24.567	1'51.683	175.3	8:58'07.191	4	28.925	26.845	<b>31.582</b>	24.612	1'51.964	174.8	8:57'58.411	
5	28.716	<b>26.842</b>	<b>31.520</b>	24.295	<b>1'51.373</b>	<b>178.8</b>	8:59'58.564	5	28.937	26.810	32.073	24.960	1'52.780	175.3	8:59'51.191	
6	28.881	26.909	31.650	<b>24.235</b>	1'51.675	173.9	9:01'50.239	6	<b>28.866</b>	<b>26.675</b>	31.772	<b>24.445</b>	<b>1'51.758</b>	179.4	9:01'42.949	
5° 43 L. GRUNWALD (1'51.424)								12° 48 T. BRIANTI (1'51.866)								
Lap	Seg.1	Seg.2	Seg.3	Seg.4	Lap Time	km/h	Local Time	Lap	Seg.1	Seg.2	Seg.3	Seg.4	Lap Time	km/h	Local Time	
1		28.875	32.722	25.925	175.6	8:52'19.046		1							8:51'42.373	
2	30.035	27.150	31.779	24.793	1'53.757	178.8	8:54'12.803	2	54.237	28.507	32.366	24.874	2'19.984P	173.9	8:54'02.357	
3	29.098	26.760	31.587	24.420	1'51.865	177.0	8:56'04.668	3	29.220	26.963	32.673	24.622	1'53.478	<b>177.0</b>	8:55'55.835	
4	28.932	26.675	<b>31.459</b>	<b>24.358</b>	<b>1'51.424</b>	177.9	8:57'56.092	4	29.445	26.830	32.559	25.664	1'54.498	171.2	8:57'50.333	
5	32.560	26.846	31.564	24.753	1'55.723	177.9	8:59'51.815	5	<b>28.776</b>	<b>26.520</b>	32.251	<b>24.319</b>	<b>1'51.866</b>	175.6	8:59'42.199	
6	<b>28.781</b>	<b>26.507</b>	32.045	24.877	1'52.210	<b>179.4</b>	9:01'44.025	6	28.916	27.959	<b>31.952</b>	24.435	1'53.262	174.5	9:01'35.461	
6° 51 M. BASTIANELLI (1'51.538)								13° 15 G. VAN STRAALEN (1'51.870)								
Lap	Seg.1	Seg.2	Seg.3	Seg.4	Lap Time	km/h	Local Time	Lap	Seg.1	Seg.2	Seg.3	Seg.4	Lap Time	km/h	Local Time	
1		33.770	35.450	25.789	172.8	8:52'19.730		1							8:49'51.633	
2	30.068	27.088	32.005	24.978	1'54.139	181.2	8:54'13.869	2	1'00.529	28.421	32.983	26.035	2'27.968P	176.5	8:52'19.601	
3	29.638	26.809	31.733	24.679	1'52.859	180.0	8:56'06.728	3	30.671	27.248	31.943	24.839	1'54.701	175.6	8:54'14.302	
4	<b>28.943</b>	26.628	<b>31.642</b>	24.674	1'51.887	179.7	8:57'58.615	4	29.753	26.748	31.673	<b>24.529</b>	1'52.703	176.8	8:56'07.005	
5	29.229	26.804	31.915	25.456	1'53.404	176.8	8:59'52.019	5	28.919	26.848	<b>31.427</b>	24.465	1'51.659C	<b>177.9</b>	8:57'58.664	
6	28.951	<b>26.320</b>	31.818	<b>24.449</b>	<b>1'51.538</b>	<b>182.4</b>	9:01'43.557	6	28.869	<b>26.630</b>	31.787	24.584	<b>1'51.870</b>	174.2	8:59'50.534	
7° 33 D. VALLE (1'51.623)								14° 19 L. BERNARDI (1'51.875)								
Lap	Seg.1	Seg.2	Seg.3	Seg.4	Lap Time	km/h	Local Time	Lap	Seg.1	Seg.2	Seg.3	Seg.4	Lap Time	km/h	Local Time	
1		27.666	31.814	24.873	176.5	8:52'28.228		1		29.339	33.513	25.812		164.1	8:52'21.944	
2	29.051	<b>26.806</b>	31.792	24.578	1'52.227	172.0	8:54'20.455	2	29.713	27.171	32.044	24.643	1'53.571	<b>177.6</b>	8:54'15.515	
3	28.950	27.119	31.457	24.556	1'52.082	<b>180.9</b>	8:56'12.537	3	29.358	27.050	31.978	24.876	1'53.262	174.8	8:56'08.777	
4	29.258	26.916	<b>31.327</b>	<b>24.209</b>	1'51.710	176.2	8:58'04.247	4	28.821	26.893	<b>31.598</b>	24.563	<b>1'51.875</b>	175.3	8:58'00.652	
5	28.939	26.807	31.573	24.304	<b>1'51.623</b>	179.7	8:59'55.870	5	29.037	26.924	31.900	24.608	1'52.469	170.3	8:59'53.121	
6	<b>28.837</b>	27.073	31.836	24.301	1'52.047	177.9	9:01'47.917	6	<b>28.646</b>	<b>26.849</b>	31.894	<b>24.503</b>	1'51.892	172.8	9:01'45.013	

08/07/2018 P = Pits In/Out - C = Lap Time Cancelled

These data/results cannot be reproduced, stored and/or transmitted in whole or in part by any manner of electronic, mechanical, photocopying, recording, broadcasting or otherwise now known or herein after developed without the previous express consent by the copyright owner, except for reproduction in daily press and regular printed publications on sale to the public within 60 days of the event related to those data/results and always provided that copyright symbol appears together as follows below.

© DORNA WSBK ORGANIZATION Srl 2018





## PIRELLI Riviera di Rimini Round, 6 - 8 July 2018

### World Supersport 300 - Chronological Analysis Warm Up

Misano Circuit Sic 58 4.226 m

2 / 3

15° 2 A. CARRASCO (1'51.937)								22° 54 F. FULIGNI (1'52.590)							
Lap	Seg.1	Seg.2	Seg.3	Seg.4	Lap Time	km/h	Local Time	Lap	Seg.1	Seg.2	Seg.3	Seg.4	Lap Time	km/h	Local Time
1							8:51'41.374	1		28.680	35.737	26.324		166,9	8:52'17.407
2	55.081	28.846	32.787	24.788	2'21.502P	179,4	8:54'02.876	2	30.094	27.500	32.452	25.107	1'55.153	172,0	8:54'12.560
3	29.303	27.271	31.981	24.622	1'53.177	<b>180,6</b>	8:55'56.053	3	30.024	27.187	32.141	24.809	1'54.161C	172,2	8:56'06.721
4	29.559	<b>26.853</b>	32.004	24.510	1'52.926	173,6	8:57'48.979	4	29.718	27.304	32.127	25.016	1'54.165	173,1	8:58'00.886
5	28.837	27.005	<b>31.780</b>	24.315	<b>1'51.937</b>	173,1	8:59'40.916	5	<b>29.218</b>	<b>26.863</b>	<b>31.791</b>	<b>24.718</b>	<b>1'52.590</b>	<b>175,6</b>	8:59'53.476
6	<b>28.801</b>	26.940	32.065	<b>24.232</b>	1'52.038	174,5	9:01'32.954	6	29.484	26.974	32.450	25.004	1'53.912	168,8	9:01'47.388

16° 96 I. PRATNA (1'52.177)								23° 64 H. DE CANCELLIS (1'52.638)							
Lap	Seg.1	Seg.2	Seg.3	Seg.4	Lap Time	km/h	Local Time	Lap	Seg.1	Seg.2	Seg.3	Seg.4	Lap Time	km/h	Local Time
1							8:49'56.673	1		31.383	37.814	27.209		136,7	8:52'25.128
2	57.615	29.269	33.071	25.434	2'25.389P	177,3	8:52'22.062	2	30.193	27.426	32.269	25.288	1'55.176	173,4	8:54'20.304
3	30.158	27.507	<b>31.598</b>	25.055	1'54.318	177,3	8:54'16.380	3	30.412	27.671	32.209	25.106	1'55.398	171,7	8:56'15.702
4	29.853	27.030	32.067	25.022	1'53.972	175,3	8:56'10.352	4	<b>28.839</b>	<b>27.106</b>	<b>31.898</b>	<b>24.795</b>	<b>1'52.638</b>	173,9	8:58'08.340
5	29.654	27.060	31.911	24.838	1'53.463	<b>180,0</b>	8:58'03.815	5	29.153	27.393	31.919	24.819	1'53.284	<b>176,2</b>	9:00'01.624
6	29.757	26.951	31.663	24.413	1'52.784	175,9	8:59'56.599								
7	<b>29.102</b>	<b>26.798</b>	32.006	<b>24.271</b>	<b>1'52.177</b>	176,8	9:01'48.776								

17° 8 M. PEREZ (1'52.250)								24° 20 D. LOUREIRO (1'52.699)								
Lap	Seg.1	Seg.2	Seg.3	Seg.4	Lap Time	km/h	Local Time	Lap	Seg.1	Seg.2	Seg.3	Seg.4	Lap Time	km/h	Local Time	
1		29.384	33.035	25.299		172,0	8:52'17.023	1		56.262	28.077	32.775	25.882	2'22.996P	173,9	8:51'00.027
2	29.736	27.383	32.218	24.698	1'54.035	174,8	8:54'11.058	2	29.851	28.271	32.331	25.045	1'55.498	<b>174,5</b>	8:55'18.521	
3	29.172	<b>26.999</b>	32.001	24.551	1'52.723	173,9	8:56'03.781	3	29.658	27.311	32.146	24.712	1'53.827	174,2	8:57'12.348	
4	<b>28.868</b>	27.033	31.849	<b>24.500</b>	<b>1'52.250</b>	174,8	8:57'56.031	4	29.233	27.147	<b>32.024</b>	24.649	1'53.053	174,2	8:59'05.401	
5	39.871	28.259	<b>31.630</b>	24.460	2'04.220C	<b>176,5</b>	9:00'00.251	5	<b>29.088</b>	<b>27.011</b>	32.029	<b>24.571</b>	<b>1'52.699</b>	174,2	9:00'58.100	

18° 14 E. DE LA VEGA (1'52.251)								25° 3 T. TOPARIS (1'52.721)							
Lap	Seg.1	Seg.2	Seg.3	Seg.4	Lap Time	km/h	Local Time	Lap	Seg.1	Seg.2	Seg.3	Seg.4	Lap Time	km/h	Local Time
1		29.815	32.571	25.423		170,9	8:52'17.565	1		29.244	33.405	26.020		178,2	8:52'18.653
2	29.804	27.499	32.154	24.753	1'54.210	172,5	8:54'11.775	2	30.092	27.939	31.745	25.567	1'55.343	179,7	8:54'13.996
3	29.169	27.799	31.645	24.505	1'53.118	<b>176,5</b>	8:56'04.893	3	29.776	27.496	31.593	24.846	1'53.711	179,1	8:56'07.707
4	29.098	<b>27.130</b>	<b>31.526</b>	<b>24.497</b>	<b>1'52.251</b>	174,5	8:57'57.144	4	29.530	<b>27.050</b>	<b>31.362</b>	<b>24.779</b>	<b>1'52.721</b>	<b>180,0</b>	8:58'00.428
5	29.020	27.342	31.977	24.626	1'52.965	173,4	8:59'50.109	5	<b>29.107</b>	27.310	31.587	24.846	1'52.850	177,3	8:59'53.278
6	<b>28.966</b>	27.235	31.923	24.588	1'52.712	175,6	9:01'42.821	6	29.335	27.237	31.849	24.890	1'53.311	175,3	9:01'46.589

19° 55 G. HENDRA PRATAMA (1'52.274)								26° 17 K. MEUFFELS (1'52.927)								
Lap	Seg.1	Seg.2	Seg.3	Seg.4	Lap Time	km/h	Local Time	Lap	Seg.1	Seg.2	Seg.3	Seg.4	Lap Time	km/h	Local Time	
1							8:50'49.998	1		48.585	28.361	33.119	25.556	2'15.621P	173,6	8:52'53.014
2	50.413	27.553	32.351	24.628	2'14.945P	169,3	8:53'04.943	2	29.988	27.186	32.223	24.969	1'54.366	174,5	8:54'47.380	
3	<b>28.721</b>	27.594	32.213	24.771	1'53.299	169,8	8:54'58.242	3	<b>29.183</b>	26.995	32.277	24.672	1'53.127	<b>175,3</b>	8:56'40.507	
4	28.903	27.209	32.159	24.585	1'52.856	168,8	8:56'51.098	4	29.368	26.966	32.056	<b>24.537</b>	<b>1'52.927</b>	175,0	8:58'33.434	
5	28.727	<b>27.138</b>	<b>32.096</b>	<b>24.313</b>	<b>1'52.274</b>	<b>170,3</b>	8:58'43.372	5	29.233	<b>26.838</b>	<b>31.933</b>	24.526	1'52.530C	175,0	9:00'25.964	
6	30.213	27.521	32.236	24.688	1'54.658	<b>170,3</b>	9:00'38.030									

20° 12 A. RUSMIPUTRO (1'52.330)								27° 93 W. KHAN (1'52.942)							
Lap	Seg.1	Seg.2	Seg.3	Seg.4	Lap Time	km/h	Local Time	Lap	Seg.1	Seg.2	Seg.3	Seg.4	Lap Time	km/h	Local Time
1		31.483	35.530	28.309		158,4	8:52'29.453	1		29.177	33.579	25.630		168,0	8:52'19.286
2	29.995	27.318	31.938	24.717	1'53.968	174,8	8:54'23.421	2	31.426	27.350	32.339	24.857	1'55.972	170,3	8:54'15.258
3	29.320	27.116	31.754	24.824	1'53.014	<b>177,6</b>	8:56'16.435	3	29.934	27.241	<b>31.416</b>	25.135	1'53.726	<b>179,7</b>	8:56'08.984
4	<b>28.903</b>	26.992	<b>31.743</b>	24.816	1'52.454	176,2	8:58'08.889	4	29.346	27.337	32.158	24.937	1'53.778	176,8	8:58'02.762
5	29.048	<b>26.918</b>	31.860	<b>24.504</b>	<b>1'52.330</b>	173,9	9:00'01.219	5	<b>29.273</b>	27.162	32.578	24.754	1'53.767	168,8	8:59'56.529
6								6	29.421	<b>26.849</b>	32.074	<b>24.598</b>	<b>1'52.942</b>	178,5	9:01'49.471

21° 71 T. EDWARDS (1'52.364)								28° 44 S. LOCHOFF (1'53.306)							
Lap	Seg.1	Seg.2	Seg.3	Seg.4	Lap Time	km/h	Local Time	Lap	Seg.1	Seg.2	Seg.3	Seg.4	Lap Time	km/h	Local Time
1		29.084	33.041	25.750		175,9	8:52'19.136	1		28.895	33.925	26.130		177,9	8:52'20.841
2	30.473	27.487	32.322	25.192	1'55.474	179,7	8:54'14.610	2	30.599	27.490	32.212	25.459	1'55.760	179,1	8:54'16.601
3	30.165	27.024	31.945	24.876	1'54.010	<b>181,2</b>	8:56'08.620	3	30.067	27.325	<b>31.772</b>	25.005	1'54.169	<b>181,2</b>	8:56'10.770
4	29.485	27.140	32.351	25.495	1'54.471	178,8	8:58'03.091	4	29.896	27.832	31.962	24.999	1'54.689	177,9	8:58'05.459
5	29.599	26.954	31.810	24.858	1'53.221	178,8	8:59'56.312	5	<b>29.394</b>	27.197	31.839	<b>24.876</b>	<b>1'53.306</b>	174,2	8:59'58.765
6	<b>29.217</b>	<b>26.759</b>	<b>31.777</b>	<b>24.611</b>	<b>1'52.364</b>	179,7	9:01'48.676	6	29.545	<b>27.175</b>	32.261	24.989	1'53.970	173,6	9:01'52.735

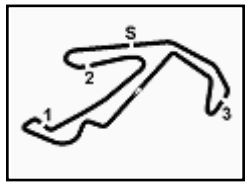
08/07/2018 P = Pits In/Out - C = Lap Time Cancelled

These data/results cannot be reproduced, stored and/or transmitted in whole or in part by any manner of electronic, mechanical, photocopying, recording, broadcasting or otherwise now known or herein after developed without the previous express consent by the copyright owner, except for reproduction in daily press and regular printed publications on sale to the public within 60 days of the event related to those data/results and always provided that copyright symbol appears together as follows below.

© DORNA WSBK ORGANIZATION Srl 2018







## PIRELLI Riviera di Rimini Round, 6 - 8 July 2018

### World Supersport 300 - Chronological Analysis Warm Up

Misano Circuit Sic 58 4.226 m

3 / 3

29° 27 F. ROVELLI (1'53.314)							
Lap	Seg.1	Seg.2	Seg.3	Seg.4	Lap Time	km/h	Local Time
1		28.997	33.077	25.309		169,5	8:52'07.972
2	29.736	27.689	32.403	<b>24.694</b>	1'54.522	175,3	8:54'02.494
3	29.258	27.026	32.291	24.739	<b>1'53.314</b>	171,4	8:55'55.808
4	29.667	27.062	32.238	25.039	1'54.006	175,6	8:57'49.814
5	28.910	27.003	31.745	24.256	1'51.914C	173,4	8:59'41.728
6	<b>28.896</b>	<b>26.604</b>	<b>31.350</b>	24.312	1'51.162C	<b>179,1</b>	9:01'32.890

30° 97 M. KAPPLER (1'53.604)							
Lap	Seg.1	Seg.2	Seg.3	Seg.4	Lap Time	km/h	Local Time
1		29.492	34.051	26.140		178,5	8:52'20.730
2	30.295	27.531	32.284	25.174	1'55.284	<b>179,1</b>	8:54'16.014
3	30.064	27.164	<b>31.943</b>	24.987	1'54.158	178,8	8:56'10.172
4	29.615	<b>27.065</b>	32.025	<b>24.899</b>	<b>1'53.604</b>	177,3	8:58'03.776
5	30.133	27.146	32.197	25.229	1'54.705	176,8	8:59'58.481
6	<b>29.583</b>	27.341	32.215	24.990	1'54.129	178,8	9:01'52.610

31° 65 J. FACCO (1'53.683)							
Lap	Seg.1	Seg.2	Seg.3	Seg.4	Lap Time	km/h	Local Time
1							8:50'54.306
2	48.986	28.086	32.961	24.970	2'15.003P	166,2	8:53'09.309
3	29.127	<b>27.498</b>	32.589	24.810	1'54.024	<b>167,2</b>	8:55'03.333
4	<b>28.973</b>	27.589	32.607	24.769	1'53.938	166,7	8:56'57.271
5	29.103	27.572	32.594	24.636	1'53.905	166,4	8:58'51.176
6	29.025	27.526	<b>32.522</b>	<b>24.610</b>	<b>1'53.683</b>	166,7	9:00'44.859

32° 79 T. ALONSO (1'53.991)							
Lap	Seg.1	Seg.2	Seg.3	Seg.4	Lap Time	km/h	Local Time
1		28.712	33.170	26.140		175,0	8:52'21.229
2	31.400	27.514	31.978	25.317	1'56.209	178,2	8:54'17.438
3	29.628	27.420	31.984	25.289	1'54.321	178,5	8:56'11.759
4	29.904	27.440	<b>31.563</b>	<b>25.084</b>	<b>1'53.991</b>	<b>179,4</b>	8:58'05.750
5	<b>29.495</b>	<b>27.247</b>	31.744	24.870	1'53.356C	177,9	8:59'59.106
6	29.691	32.456	32.865	25.218	2'00.230	172,5	9:01'59.336

33° 28 D. KOOPMAN (1'54.168)							
Lap	Seg.1	Seg.2	Seg.3	Seg.4	Lap Time	km/h	Local Time
1		28.169	32.432	25.434		<b>172,2</b>	8:52'29.636
2	30.081	<b>27.319</b>	<b>32.155</b>	<b>24.613</b>	<b>1'54.168</b>	<b>172,2</b>	8:54'23.804
3	29.546	27.579	32.417	24.928	1'54.470	171,7	8:56'18.274
4	29.399	27.544	32.405	24.838	1'54.186	170,6	8:58'12.460
5	<b>29.370</b>	27.485	32.609	25.184	1'54.648	169,0	9:00'07.108

34° 13 D. IOZZO (1'54.629)							
Lap	Seg.1	Seg.2	Seg.3	Seg.4	Lap Time	km/h	Local Time
1		29.472	34.276	25.878		170,1	8:52'23.579
2	30.601	27.649	32.762	25.468	1'56.480	<b>173,6</b>	8:54'20.059
3	30.442	27.999	<b>32.597</b>	<b>24.791</b>	1'55.829	172,2	8:56'15.888
4	<b>29.708</b>	<b>27.333</b>	32.639	24.949	<b>1'54.629</b>	171,2	8:58'10.517
5	31.947	27.437	32.906	24.807	1'57.097	169,5	9:00'07.614

35° 58 T. FINOCCHIARO (1'54.793)							
Lap	Seg.1	Seg.2	Seg.3	Seg.4	Lap Time	km/h	Local Time
1		28.475	34.507	28.339		169,0	8:52'18.419
2	<b>30.111</b>	28.462	32.732	25.245	1'56.550	<b>172,8</b>	8:54'14.969
3	30.438	<b>27.162</b>	<b>32.306</b>	<b>24.887</b>	<b>1'54.793</b>	171,4	8:56'09.762
4	30.583	28.951	32.845	25.492	1'57.871	171,2	8:58'07.633
5	30.137	28.253	32.686	25.145	1'56.221	169,3	9:00'03.854

36° 78 J. FORAY (1'55.119)							
Lap	Seg.1	Seg.2	Seg.3	Seg.4	Lap Time	km/h	Local Time
1		29.885	33.176	25.995		174,8	8:52'18.103

2	29.991	27.560	32.278	25.647	1'55.476	176,8	8:54'13.579
3	32.259	27.692	32.678	25.457	1'58.086	<b>180,6</b>	8:56'11.665
4	30.501	<b>27.520</b>	32.247	25.525	1'55.793	180,3	8:58'07.458
5	<b>29.927</b>	27.858	<b>32.171</b>	<b>25.163</b>	<b>1'55.119</b>	179,1	9:00'02.577

37° 7 N. SETTIMO (1'55.374)							
Lap	Seg.1	Seg.2	Seg.3	Seg.4	Lap Time	km/h	Local Time
1		29.077	34.682	26.123		171,4	8:52'21.024
2	30.993	28.210	33.433	25.267	1'57.903	168,2	8:54'18.927
3	30.104	28.051	32.275	<b>24.944</b>	<b>1'55.374</b>	172,5	8:56'14.301
4	29.743	27.734	31.965	25.063	1'54.505C	<b>176,2</b>	8:58'08.806
5	<b>29.336</b>	<b>27.707</b>	<b>32.147</b>	24.766	1'53.956C	172,0	9:00'02.762

38° 30 D. BLIN (1'55.739)							
Lap	Seg.1	Seg.2	Seg.3	Seg.4	Lap Time	km/h	Local Time
1		29.309	33.939	25.940		166,4	8:52'37.507
2	30.362	28.364	33.346	25.769	1'57.841	<b>168,0</b>	8:54'35.348
3	29.980	28.039	33.098	25.365	1'56.482	166,4	8:56'31.830
4	29.772	28.123	<b>32.937</b>	25.380	1'56.212	166,9	8:58'28.042
5	<b>29.595</b>	<b>27.837</b>	33.057	<b>25.250</b>	<b>1'55.739</b>	166,7	9:00'23.781

39° 5 R. VOS (1'56.469)							
Lap	Seg.1	Seg.2	Seg.3	Seg.4	Lap Time	km/h	Local Time
1							8:49'51.546
2	1'02.250	28.897	33.878	26.301	2'31.326P	174,2	8:52'22.872
3	30.761	27.881	32.764	25.639	1'57.045	174,5	8:54'19.917
4	30.452	28.575	<b>32.580</b>	25.597	1'57.204	<b>176,5</b>	8:56'17.121
5	<b>30.272</b>	28.550	32.725	<b>25.431</b>	1'56.978	174,2	8:58'14.099
6	30.412	<b>27.679</b>	32.842	25.536	<b>1'56.469</b>	172,2	9:00'10.568

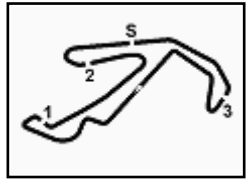
40° 62 J. SCHULTZ (1'57.603)							
Lap	Seg.1	Seg.2	Seg.3	Seg.4	Lap Time	km/h	Local Time
1		29.989	34.476	26.579		169,3	8:52'24.595
2	30.418	<b>28.309</b>	<b>33.269</b>	25.746	1'57.742	<b>167,2</b>	8:54'22.337
3	30.732	28.607	33.417	<b>25.554</b>	1'58.310	165,6	8:56'20.647
4	<b>30.121</b>	28.312	33.442	25.728	<b>1'57.603</b>	162,2	8:58'18.250
5	30.203	28.373	33.633	25.719	1'57.928	161,2	9:00'16.178

08/07/2018 P = Pits In/Out - C = Lap Time Cancelled

These data/results cannot be reproduced, stored and/or transmitted in whole or in part by any manner of electronic, mechanical, photocopying, recording, broadcasting or otherwise now known or herein after developed without the previous express consent by the copyright owner, except for reproduction in daily press and regular printed publications on sale to the public within 60 days of the event related to those data/results and always provided that copyright symbol appears together as follows below.


© DORNA WSBK ORGANIZATION Srl 2018



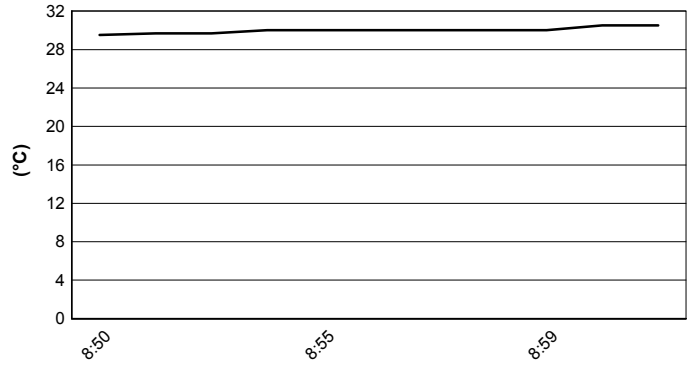


**PIRELLI Riviera di Rimini Round, 6 - 8 July 2018**  
**World Supersport 300 - Weather Report Warm Up**  
 Session started 08:50 - Session ended 9:02


### Air Temperature




### Track Temperature



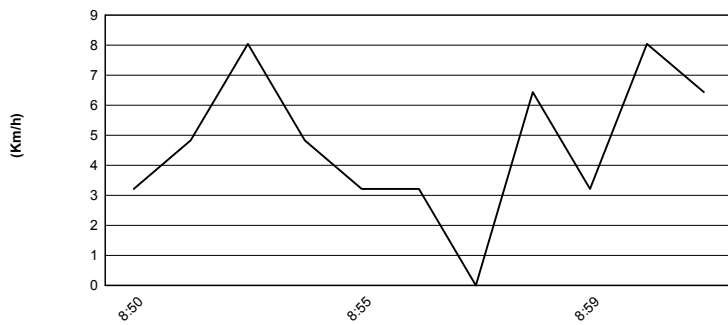
### Air Pressure



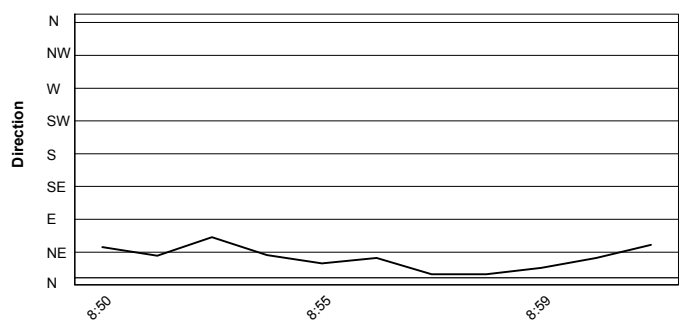
### Humidity



### Wind Speed



### Wind Direction



08/07/2018

These data/results cannot be reproduced, stored and/or transmitted in whole or in part by any manner of electronic, mechanical, photocopying, recording, broadcasting or otherwise now known or herein after developed without the previous express consent by the copyright owner, except for reproduction in daily press and regular printed publications on sale to the public within 60 days of the event related to those data/results and always provided that copyright symbol appears together as follows below.

© DORNA WSBK ORGANIZATION Srl 2018



Official Fuel Supplier

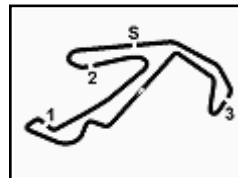


FICR PERUGIA TIMING

Official Tyre Supplier



Official Timekeeper



## PIRELLI Riviera di Rimini Round, 6 - 8 July 2018

### World Supersport 300 - Starting Grid

Misano Circuit Sic 58 4.226 m

13 Laps x 4,226 km = 54,938 km

1	55 HENDRA PRATAMA G. Yamaha 1'50.517 SP2	2	95 DEROUÉ S. Kawasaki 1'50.861 SP2	3	20 LOUREIRO D. Kawasaki 1'51.125 SP2
2	81 GONZALEZ M. Yamaha 1'51.212 SP2	5	48 BRIANTI T. KTM 1'51.349 SP2	6	19 BERNARDI L. Yamaha 1'51.576 SP2
3	33 VALLE D. Yamaha 1'51.691 SP2	8	22 KALININ N. Kawasaki 1'51.936 SP2	9*	8 PEREZ M. Kawasaki 1'50.905 SP2
4	85 SABATUCCI K. Yamaha 1'52.234 SP2	11	17 MEUFFELS K. KTM 1'52.295 SP2	12	39 BONOLI O. Yamaha 1'52.861 SP2
5	51 BASTIANELLI M. Kawasaki 1'51.548 SP1	14	69 HERRERA M. Yamaha 1'51.674 SP1	15	14 DE LA VEGA E. Kawasaki 1'51.890 SP1
6	2 CARRASCO A. Kawasaki 1'51.953 SP1	17	43 GRUNWALD L. KTM 1'52.215 SP1	18	15 VAN STRAALLEN G. KTM 1'52.437 SP1
7	21 SANCHEZ B. Kawasaki 1'52.450 SP1	20	41 JÄHNIG J. KTM 1'52.564 SP1	21	65 FACCO J. Yamaha 1'52.589 SP1
8	54 FULIGNI F. Yamaha 1'52.601 SP1	23	12 RUSMIPUTRO A. Yamaha 1'52.717 SP1	24	28 KOOPMAN D. Yamaha 1'53.991 SP1
9	5 VOS R. KTM 1'56.064 SP1	26*	27 ROVELLI F. Kawasaki 1'51.916 SP1	27*	96 PRATNA I. Yamaha 1'52.608 SP1
10	71 EDWARDS T. Kawasaki 1'52.880 SP1	29*	93 KHAN W. Kawasaki 1'52.978 SP1	30*	64 DE CANCELLIS H. Yamaha 1'53.248 SP1
11	79 ALONSO T. Yamaha 1'53.507 SP1	32*	97 KAPPLER M. KTM 1'53.740 SP1	33*	3 TOPARIS T. Kawasaki 1'53.848 SP1
12	30 BLIN D. Yamaha 1'54.000 SP1	35*	13 IOZZO D. Honda 1'54.275 SP1	36*	7 SETTIMO N. Honda 1'55.128 SP1
13	78 FORAY J. Kawasaki 1'55.222 SP1	38*	44 LOCHOFF S. Kawasaki 1'55.325 SP1	39*	62 SCHULTZ J. Yamaha 1'57.934 SP1
14	58 FINOCCHIARO T. Honda 1'57.982 SP1				

N. 27, 96, 71, 93, 64, 79, 97, 3, 30, 13, 7, 78, 44, 62, 58 have been penalized to start from the back of the grid for not respecting the red flag signal at pit exit

N.8 (Perez M.) has been demoted by 6 grid positions according to Art. 2.7.4 (Minimum Weight)

08/07/2018 Jury President .....

\* = Penalized

These data/results cannot be reproduced, stored and/or transmitted in whole or in part by any manner of electronic, mechanical, photocopying, recording, broadcasting or otherwise now known or herein after developed without the previous express consent by the copyright owner, except for reproduction in daily press and regular printed publications on sale to the public within 60 days of the event related to those data/results and always provided that copyright symbol appears together as follows below.

© DORNA WSBK ORGANIZATION Srl 2018



Official Fuel Supplier



FKR PERUGIA TIMING

Official Tyre Supplier



Official Timekeeper