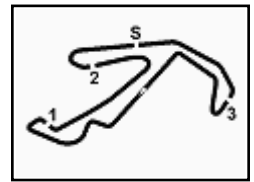




7.4

STK1000
120/06



PIRELLI Riviera di Rimini Round, 6 - 8 July 2018

Superstock 1000 - Chronological Analysis Race

Misano Circuit Sic 58.4.226 m

Start at 15:15'37.610

1 / 4

1° 28 M. REITERBERGER (1'36.474)							
Lap	Seg.1	Seg.2	Seg.3	Seg.4	Lap Time	km/h	Local Time
1		21.929	26.529	21.663	1'41.699	255,3	15:17'19.309
2	26.570	21.940	26.303	21.661	1'36.474	257,1	15:18'55.783
3	26.650	21.992	26.557	21.724	1'36.923	255,3	15:20'32.706
4	26.689	21.964	26.498	21.692	1'36.843	255,9	15:22'09.549
5	26.760	22.024	26.412	21.651	1'36.847	254,7	15:23'46.396
6	26.725	22.068	26.596	21.810	1'37.199	255,9	15:25'23.595
7	26.825	22.127	26.772	21.835	1'37.559	253,5	15:27'01.154
8	26.908	22.024	26.591	21.772	1'37.295	256,5	15:28'38.449
9	26.823	21.953	26.500	21.655	1'36.931	256,5	15:30'15.380
10	26.837	21.930	26.568	21.820	1'37.155	255,9	15:31'52.535
11	26.843	21.992	26.480	21.803	1'37.118	256,5	15:33'29.653
12	27.020	22.054	26.672	21.892	1'37.638	254,7	15:35'07.291
13	26.902	22.085	26.627	22.066	1'37.680	255,3	15:36'44.971
14	27.170	22.031	26.632	21.889	1'37.722	256,5	15:38'22.693
15	27.096	22.030	26.743	22.270	1'38.139	254,7	15:40'00.832

2° 7 M. SCHEIB (1'36.808)							
Lap	Seg.1	Seg.2	Seg.3	Seg.4	Lap Time	km/h	Local Time
1		21.955	26.461	21.605	1'41.843	255,9	15:17'19.453
2	26.777	21.850	26.517	21.664	1'36.808	257,1	15:18'56.261
3	26.705	21.780	26.727	21.695	1'36.907	257,8	15:20'33.168
4	26.752	21.892	26.838	21.722	1'37.204	256,5	15:22'10.372
5	26.999	22.043	26.760	21.764	1'37.566	252,3	15:23'47.938
6	26.954	21.961	26.672	21.752	1'37.339	255,3	15:25'25.277
7	27.017	21.863	26.682	21.790	1'37.352	256,5	15:27'02.629
8	26.918	21.833	26.677	21.746	1'37.174	257,1	15:28'39.803
9	27.007	21.871	26.715	21.796	1'37.389	255,3	15:30'17.192
10	26.898	21.946	26.777	21.823	1'37.444	253,5	15:31'54.636
11	26.860	21.943	26.687	21.862	1'37.352	254,1	15:33'31.988
12	26.999	21.964	26.727	21.738	1'37.428	252,9	15:35'09.416
13	27.034	22.055	26.775	21.751	1'37.615	252,9	15:36'47.031
14	27.042	21.966	27.083	21.997	1'38.088	253,5	15:38'25.119
15	27.079	22.020	26.840	21.868	1'37.807	255,3	15:40'02.926

3° 84 R. RUSSO (1'36.913)							
Lap	Seg.1	Seg.2	Seg.3	Seg.4	Lap Time	km/h	Local Time
1		22.036	26.417	21.501	1'42.088	255,9	15:17'19.698
2	26.729	22.104	26.529	21.553	1'36.915	255,9	15:18'56.613
3	26.754	21.978	26.559	21.622	1'36.913	254,7	15:20'33.526
4	26.699	22.003	26.672	21.650	1'37.024	255,3	15:22'10.550
5	27.008	22.124	26.716	21.700	1'37.548	255,9	15:23'48.098
6	27.006	22.029	26.661	21.712	1'37.408	254,7	15:25'25.506
7	26.949	22.076	26.622	21.718	1'37.365	257,8	15:27'02.871
8	26.944	22.135	26.625	21.692	1'37.396	255,3	15:28'40.267
9	27.196	22.162	26.784	21.803	1'37.945	247,7	15:30'18.212
10	26.917	22.167	26.731	21.696	1'37.511	252,9	15:31'55.723
11	26.922	22.079	26.721	21.751	1'37.473	254,1	15:33'33.196
12	26.949	22.228	26.631	21.730	1'37.538	252,3	15:35'10.734
13	26.980	22.182	26.622	21.757	1'37.541	254,1	15:36'48.275
14	27.030	22.159	26.690	21.866	1'37.745	252,9	15:38'26.020
15	27.049	22.245	26.802	22.058	1'38.154	254,7	15:40'04.174

4° 2 R. TAMBURINI (1'37.189)							
Lap	Seg.1	Seg.2	Seg.3	Seg.4	Lap Time	km/h	Local Time
1		22.252	26.569	22.080	1'44.477	262,8	15:17'22.087
2	27.076	21.931	26.558	21.863	1'37.428	262,8	15:18'59.515
3	27.141	22.028	26.604	21.708	1'37.481	262,8	15:20'36.996
4	27.094	21.812	26.564	21.719	1'37.189	260,2	15:22'14.185
5	27.089	21.990	26.585	21.780	1'37.444	261,5	15:23'51.629
6	27.085	22.056	26.567	21.812	1'37.520	260,2	15:25'29.149
7	27.070	21.960	26.574	21.746	1'37.350	261,5	15:27'06.499
8	27.048	22.049	26.626	21.728	1'37.451	260,9	15:28'43.950

9	27.072	21.940	26.685	21.818	1'37.515	259,6	15:30'21.465
10	27.083	21.885	26.702	21.769	1'37.439	259,6	15:31'58.904
11	26.967	22.004	26.654	21.908	1'37.533	260,2	15:33'36.437
12	27.132	21.937	26.556	21.832	1'37.457	260,2	15:35'13.894
13	27.159	21.959	26.699	21.823	1'37.640	260,2	15:36'51.534
14	27.006	21.925	26.693	22.006	1'37.630	261,5	15:38'29.164
15	27.469	21.910	26.838	22.045	1'38.262	258,4	15:40'07.426

5° 15 F. SANDI (1'37.101)							
Lap	Seg.1	Seg.2	Seg.3	Seg.4	Lap Time	km/h	Local Time
1		22.127	26.799	22.009	1'44.082	266,0	15:17'21.692
2	26.887	21.849	26.394	22.172	1'37.302	261,5	15:18'58.994
3	27.206	22.006	26.462	21.695	1'37.369	256,5	15:20'36.363
4	26.899	22.433	26.511	21.746	1'37.589	255,9	15:22'13.952
5	26.967	21.909	26.550	21.722	1'37.148	254,1	15:23'51.100
6	27.084	21.919	26.572	21.763	1'37.338	255,3	15:25'28.438
7	26.912	21.954	26.576	21.659	1'37.101	254,7	15:27'05.539
8	26.963	21.896	26.531	21.721	1'37.111	254,7	15:28'42.650
9	27.013	21.892	26.520	21.720	1'37.145	254,7	15:30'19.795
10	27.017	21.891	26.606	21.762	1'37.276	256,5	15:31'57.071
11	27.121	21.901	26.537	21.868	1'37.427	254,7	15:33'34.498
12	27.137	22.037	26.655	21.971	1'37.800	255,3	15:35'12.298
13	27.352	22.065	26.837	21.932	1'38.186	252,9	15:36'50.484
14	27.409	22.181	26.909	22.060	1'38.559	253,5	15:38'29.043
15	27.426	22.229	26.945	22.060	1'38.660	259,0	15:40'07.703

6° 47 A. BASSANI (1'37.072)							
Lap	Seg.1	Seg.2	Seg.3	Seg.4	Lap Time	km/h	Local Time
1		22.165	26.625	23.041	1'44.433	262,1	15:17'22.043
2	26.837	22.034	26.392	21.809	1'37.072	258,4	15:18'59.115
3	27.338	22.261	26.751	21.907	1'38.257	264,1	15:20'37.372
4	26.946	22.122	26.573	21.889	1'37.530	262,8	15:22'14.902
5	27.238	22.044	26.539	21.821	1'37.642	262,1	15:23'52.544
6	27.113	22.084	26.742	21.856	1'37.795	264,7	15:25'30.339
7	27.137	22.129	26.591	21.977	1'37.834	260,2	15:27'08.173
8	26.934	22.036	26.795	22.072	1'37.837	261,5	15:28'46.010
9	27.028	22.143	26.808	22.038	1'38.017	259,6	15:30'24.027
10	27.077	22.115	26.668	21.886	1'37.746	256,5	15:32'01.773
11	26.949	22.087	26.760	21.811	1'37.607	258,4	15:33'39.380
12	27.065	22.218	26.839	21.890	1'38.012	259,6	15:35'17.392
13	27.090	22.122	26.816	21.891	1'37.919	256,5	15:36'55.311
14	27.097	22.066	26.808	21.940	1'37.911	258,4	15:38'33.222
15	27.221	22.327	26.933	22.343	1'38.824	259,0	15:40'12.046

7° 21 F. MARINO (1'37.660)							
Lap	Seg.1	Seg.2	Seg.3	Seg.4	Lap Time	km/h	Local Time
1		22.252	26.881	22.054	1'43.629	256,5	15:17'21.239
2	26.785	22.161	26.392	22.342	1'37.680	258,4	15:18'58.919
3	27.165	22.406	26.567	21.880	1'38.018	256,5	15:20'36.937
4	26.994	22.367	26.497	21.936	1'37.794	264,1	15:22'14.731
5	27.141	21.967	26.628	21.924	1'37.660	254,7	15:23'52.391
6	26.984	22.127	26.702	21.919	1'37.732	255,9	15:25'30.123
7	27.075	22.105	26.655	21.930	1'37.765	254,7	15:27'07.888
8	26.943	22.134	27.140	22.000	1'38.217	259,0	15:28'46.105
9	27.293	22.158	26.621	22.009	1'38.081	256,5	15:30'24.186
10	27.449	22.114	26.559	22.014	1'38.136	256,5	15:32'02.322
11	27.111	22.079	26.810	21.929	1'37.929	258,4	15:33'40.251
12	27.232	22.175	26.863	22.093	1'38.363	255,3	15:35'18.614
13	27.256	22.331	26.948	22.093	1'38.628	257,8	15:36'57.242
14	27.291	22.216	26.775	22.043	1'38.325	254,1	15:38'35.567
15	27.182	22.270	26.865	22.106	1'38.423	254,1	15:40'13.990

8° 76 S. CAVALIERI (1'37.580)							
Lap	Seg.1	Seg.2	Seg.3	Seg.4	Lap Time	km/h	Local Time

08/07/2018 P = Pits In/Out - C = Lap Time Cancelled

These data/results cannot be reproduced, stored and/or transmitted in whole or in part by any manner of electronic, mechanical, photocopying, recording, broadcasting or otherwise now known or herein after developed without the previous express consent by the copyright owner, except for reproduction in daily press and regular printed publications on sale to the public within 60 days of the event related to those data/results and always provided that copyright symbol appears together as follows below.

© DORNA WSBK ORGANIZATION Srl 2018

PIRELLI PERUGIA TIMING



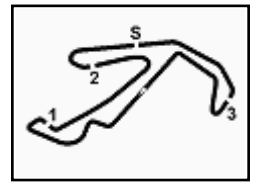
Official Tyre Supplier





7.4

STK1000
120/06



PIRELLI Riviera di Rimini Round, 6 - 8 July 2018

Superstock 1000 - Chronological Analysis Race

Misano Circuit Sic 58 4.226 m

Start at 15:15'37.610

2 / 4

Lap	Seg.1	Seg.2	Seg.3	Seg.4	Lap Time	km/h	Local Time
1	22.320	26.839	22.251	1'44.815	257,8	15:17'22.425	11
2	27.215	22.097	26.682	21.821	1'37.815	257,8	15:19'00.240
3	27.053	22.200	26.734	21.759	1'37.746	257,8	15:20'37.986
4	26.991	22.102	26.731	21.756	1'37.580	258,4	15:22'15.566
5	27.041	22.070	26.669	21.818	1'37.598	257,8	15:23'53.164
6	27.031	22.092	26.817	21.874	1'37.814	257,1	15:25'30.978
7	27.172	22.099	26.877	21.934	1'38.082	257,1	15:27'09.060
8	27.075	22.124	26.948	21.937	1'38.084	256,5	15:28'47.144
9	27.136	22.155	26.892	21.924	1'38.107	255,9	15:30'25.251
10	27.240	22.181	26.850	22.035	1'38.306	255,9	15:32'03.557
11	27.222	22.214	26.881	21.956	1'38.273	255,9	15:33'41.830
12	27.170	22.293	26.928	22.084	1'38.475	255,3	15:35'20.305
13	27.358	22.359	26.988	22.119	1'38.824	255,9	15:36'59.129
14	27.317	22.256	27.119	22.125	1'38.817	255,3	15:38'37.946
15	27.360	22.254	27.073	22.175	1'38.862	254,7	15:40'16.808

12° 18 A. SANTORO (1'38.658)							
Lap	Seg.1	Seg.2	Seg.3	Seg.4	Lap Time	km/h	Local Time
1		23.141	27.224	22.102	1'46.864	257,8	15:17'24.474
2	27.222	22.560	26.809	22.220	1'38.811	255,3	15:19'03.285
3	27.362	22.579	26.718	22.076	1'38.735	256,5	15:20'42.020
4	27.231	22.461	26.856	22.136	1'38.684	255,3	15:22'20.704
5	27.363	22.451	26.701	22.143	1'38.658	254,7	15:23'59.362
6	27.287	22.423	26.768	22.230	1'38.708	255,3	15:25'38.070
7	27.206	22.497	26.830	22.192	1'38.725	255,9	15:27'16.795
8	27.429	22.468	26.894	22.203	1'38.994	256,5	15:28'55.789
9	27.386	22.440	26.941	22.160	1'38.927	255,3	15:30'34.716
10	27.620	22.584	27.323	22.194	1'39.721	254,1	15:32'14.437
11	27.458	22.830	26.893	22.213	1'39.394	252,3	15:33'53.831
12	27.399	22.505	26.891	22.281	1'39.076	253,5	15:35'32.907
13	27.492	22.553	26.909	22.210	1'39.164	253,5	15:37'12.071
14	27.499	22.498	26.966	22.205	1'39.168	251,7	15:38'51.239
15	27.463	22.477	27.044	22.250	1'39.234	251,7	15:40'30.473

9° 70 L. VITALI (1'37.750)							
Lap	Seg.1	Seg.2	Seg.3	Seg.4	Lap Time	km/h	Local Time
1		22.119	26.843	22.939	1'44.853	262,8	15:17'22.463
2	27.375	22.081	26.625	21.904	1'37.985	262,1	15:19'00.448
3	27.078	22.035	26.829	21.808	1'37.750	264,1	15:20'38.198
4	27.136	22.056	26.742	21.839	1'37.773	261,5	15:22'15.971
5	27.099	22.149	26.745	21.928	1'37.921	258,4	15:23'53.892
6	27.145	22.148	26.708	21.911	1'37.912	258,4	15:25'31.804
7	27.067	22.107	26.824	21.897	1'37.895	258,4	15:27'09.699
8	27.111	22.162	26.721	21.939	1'37.933	260,2	15:28'47.632
9	27.098	22.224	26.699	21.901	1'37.922	260,9	15:30'25.554
10	27.351	22.279	26.722	23.602	1'39.954	260,2	15:32'05.508
11	27.366	22.367	26.931	22.114	1'38.778	258,4	15:33'44.286
12	27.249	22.350	26.997	22.150	1'38.746	256,5	15:35'23.032
13	27.382	22.390	26.966	22.157	1'38.895	257,1	15:37'01.927
14	27.352	22.470	27.055	22.311	1'39.188	256,5	15:38'41.115
15	27.649	22.559	27.378	22.383	1'39.969	255,3	15:40'21.084

13° 45 J. BUEHN (1'38.464)							
Lap	Seg.1	Seg.2	Seg.3	Seg.4	Lap Time	km/h	Local Time
1		22.992	27.279	22.268	1'47.443	262,1	15:17'25.053
2	28.055	22.364	26.809	22.078	1'39.306	261,5	15:19'04.359
3	27.398	22.298	26.778	21.990	1'38.464	263,4	15:20'42.823
4	27.321	22.357	26.877	22.027	1'38.582	260,9	15:22'21.405
5	27.415	22.491	26.719	22.112	1'38.737	262,1	15:24'00.142
6	27.451	22.311	26.892	21.903	1'38.557	262,8	15:25'38.699
7	27.617	22.340	26.847	21.964	1'38.768	259,6	15:27'17.467
8	27.668	22.529	27.162	21.930	1'39.289	259,6	15:28'56.756
9	27.404	22.300	27.017	22.094	1'38.815	260,9	15:30'35.571
10	27.531	22.480	26.906	22.211	1'39.128	263,4	15:32'14.699
11	27.559	22.813	27.249	22.791	1'40.412	264,1	15:33'55.111
12	27.748	22.326	26.739	22.132	1'38.945	259,0	15:35'34.056
13	27.499	22.310	26.880	22.046	1'38.735	259,0	15:37'12.791
14	27.396	22.330	26.980	22.136	1'38.842	260,2	15:38'51.633
15	27.444	22.432	26.866	22.460	1'39.202	260,9	15:40'30.835

10° 16 G. RUIJ (1'38.337)							
Lap	Seg.1	Seg.2	Seg.3	Seg.4	Lap Time	km/h	Local Time
1		22.632	26.833	21.994	1'45.611	255,3	15:17'23.221
2	27.504	22.251	26.640	21.942	1'38.337	255,9	15:19'01.558
3	27.442	22.177	26.965	22.092	1'38.676	255,3	15:20'40.234
4	27.406	22.339	26.795	22.039	1'38.579	255,3	15:22'18.813
5	27.343	22.265	26.987	22.095	1'38.690	251,7	15:23'57.503
6	27.633	22.290	26.953	22.126	1'39.002	252,9	15:25'36.505
7	27.557	22.281	26.978	22.102	1'38.918	254,1	15:27'15.423
8	27.443	22.362	26.828	22.127	1'38.760	253,5	15:28'54.183
9	27.624	22.325	27.054	22.202	1'39.205	253,5	15:30'33.388
10	27.609	22.460	27.080	22.220	1'39.369	251,7	15:32'12.757
11	27.629	22.559	27.023	22.158	1'39.369	250,0	15:33'52.126
12	27.659	22.479	26.932	22.247	1'39.317	252,3	15:35'31.443
13	27.648	22.515	27.062	22.211	1'39.436	251,7	15:37'10.879
14	27.638	22.381	26.973	22.113	1'39.105	249,4	15:38'49.984
15	27.505	22.353	26.920	22.232	1'39.010	254,1	15:40'28.994

14° 81 A. BERNARDI (1'38.627)							
Lap	Seg.1	Seg.2	Seg.3	Seg.4	Lap Time	km/h	Local Time
1		23.116	27.180	22.171	1'47.120	257,1	15:17'24.730
2	27.493	22.661	26.738	22.282	1'39.174	254,1	15:19'03.904
3	27.372	22.368	26.934	21.976	1'38.650	253,5	15:20'42.554
4	27.275	22.446	26.850	22.056	1'38.627	252,9	15:22'21.181
5	27.387	22.385	26.914	22.014	1'38.700	253,5	15:23'59.881
6	27.277	22.281	27.072	22.043	1'38.673	253,5	15:25'38.554
7	27.522	22.420	26.842	22.037	1'38.821	253,5	15:27'17.375
8	27.441	22.388	27.024	22.128	1'38.981	254,1	15:28'56.356
9	27.449	22.435	27.121	21.986	1'38.991	253,5	15:30'35.347
10	27.478	22.484	27.530	22.185	1'39.677	254,1	15:32'15.024
11	27.580	22.711	27.418	22.390	1'40.099	253,5	15:33'55.123
12	27.941	22.414	27.102	22.163	1'39.620	252,3	15:35'34.743
13	27.440	22.394	27.264	22.210	1'39.308	253,5	15:37'14.051
14	27.614	22.595	27.486	22.405	1'40.100	250,6	15:38'54.151
15	27.657	22.578	27.384	22.348	1'39.967	251,2	15:40'34.118

11° 23 L. SALVADORI (1'38.455)							
Lap	Seg.1	Seg.2	Seg.3	Seg.4	Lap Time	km/h	Local Time
1		22.382	26.704	22.011	1'45.131	258,4	15:17'22.741
2	27.419	22.092	26.873	22.071	1'38.455	258,4	15:19'01.196
3	27.576	22.232	27.429	22.063	1'39.300	254,7	15:20'40.496
4	27.413	22.477	26.892	22.049	1'38.831	258,4	15:22'19.327
5	27.445	22.299	27.007	21.979	1'38.730	255,9	15:23'58.057
6	27.423	22.321	26.902	22.102	1'38.748	257,8	15:25'36.805
7	27.570	22.411	27.042	22.057	1'39.080	257,1	15:27'15.885
8	27.382	22.208	27.022	21.994	1'38.606	255,9	15:28'54.491
9	27.576	22.260	27.115	22.070	1'39.021	256,5	15:30'33.512
10	27.654	22.533	27.082	22.260	1'39.529	253,5	15:32'13.041

15° 59 A. SCHACHT (1'38.755)							
Lap	Seg.1	Seg.2	Seg.3	Seg.4	Lap Time	km/h	Local Time
1			22.773	27.224	22.156	1'47.643	255,3
2	27.553	22.722	27.438	22.217	1'39.930	254,1	15:19'05.183

08/07/2018 P = Pits In/Out - C = Lap Time Cancelled

These data/results cannot be reproduced, stored and/or transmitted in whole or in part by any manner of electronic, mechanical, photocopying, recording, broadcasting or otherwise now known or herein after developed without the previous express consent by the copyright owner, except for reproduction in daily press and regular printed publications on sale to the public within 60 days of the event related to those data/results and always provided that copyright symbol appears together as follows below.

© DORNA WSBK ORGANIZATION Srl 2018

PIRELLI PERUGIA TIMING



Official Tyre Supplier

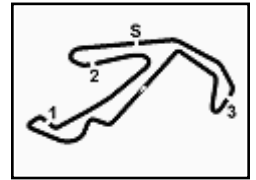


Official Timekeeper



7.4

STK1000
120/06



PIRELLI Riviera di Rimini Round, 6 - 8 July 2018

Superstock 1000 - Chronological Analysis Race

Misano Circuit Sic 58.4.226 m

Start at 15:15'37.610

3 / 4

3	27.474	22.415	26.834	22.329	1'39.052	252,9	15:20'44.235	13	28.053	22.564	27.992	22.653	1'41.262	254,7	15:37'19.853
4	27.370	22.364	26.984	22.037	1'38.755	252,3	15:22'22.990	14	27.715	22.844	28.281	22.832	1'41.672	255,3	15:39'01.525
5	27.319	22.388	26.998	22.075	1'38.780	251,7	15:24'01.770	15	28.057	22.988	27.758	22.921	1'41.724	254,1	15:40'43.249

19° 80 A. PONTONE (1'40.549)

Lap	Seg.1	Seg.2	Seg.3	Seg.4	Lap Time	km/h	Local Time
1		23.655	27.465	22.601	1'49.598	251,2	15:17'27.208
2	27.751	23.209	27.452	22.655	1'41.067	250,0	15:19'08.275
3	27.644	23.081	27.436	22.638	1'40.799	250,6	15:20'49.074
4	27.738	23.080	27.396	22.766	1'40.980	246,6	15:22'30.054
5	27.518	23.112	27.404	22.515	1'40.549	247,1	15:24'10.603
6	27.540	23.182	27.275	22.654	1'40.651	244,9	15:25'51.254
7	27.737	23.163	27.563	22.670	1'41.133	244,9	15:27'32.387
8	27.758	23.067	27.859	22.680	1'41.364	241,1	15:29'13.751
9	27.724	23.153	27.518	22.724	1'41.119	246,0	15:30'54.870
10	27.637	23.221	27.595	23.231	1'41.684	243,8	15:32'36.554
11	28.584	23.626	27.847	22.791	1'42.848	243,8	15:34'19.402
12	28.106	23.273	27.746	22.812	1'41.937	247,7	15:36'01.339
13	27.732	23.124	27.751	22.871	1'41.478	243,2	15:37'42.817
14	27.844	23.173	27.556	22.760	1'41.333	242,7	15:39'24.150
15	27.811	23.172	27.686	22.943	1'41.612	241,6	15:41'05.762

16° 77 T. ALBERTO (1'38.635)

Lap	Seg.1	Seg.2	Seg.3	Seg.4	Lap Time	km/h	Local Time
1		23.354	27.344	22.253	1'48.016	266,7	15:17'25.626
2	27.769	22.384	26.983	22.270	1'39.406	262,8	15:19'05.032
3	27.894	22.427	26.903	22.291	1'39.515	244,3	15:20'44.547
4	27.428	22.392	26.851	22.341	1'39.012	262,8	15:22'23.559
5	27.213	22.365	26.754	22.303	1'38.635	261,5	15:24'02.194
6	27.311	22.235	27.195	22.456	1'39.197	253,5	15:25'41.391
7	27.484	22.160	26.884	22.190	1'38.718	262,8	15:27'20.109
8	27.525	22.334	26.815	23.077	1'39.751	261,5	15:28'59.860
9	27.400	22.473	27.248	22.229	1'39.350	255,3	15:30'39.210
10	27.704	22.430	27.270	22.682	1'40.086	261,5	15:32'19.296
11	27.742	22.577	26.977	22.339	1'39.635	258,4	15:33'58.931
12	27.396	22.493	27.319	22.611	1'39.819	259,0	15:35'38.750
13	27.549	22.483	27.171	22.492	1'39.695	255,9	15:37'18.445
14	27.363	22.661	27.058	22.416	1'39.498	256,5	15:38'57.943
15	27.386	22.604	27.255	22.409	1'39.654	257,1	15:40'37.597

20° 46 M. CUDEVILLE (1'40.726)

Lap	Seg.1	Seg.2	Seg.3	Seg.4	Lap Time	km/h	Local Time
1		23.359	27.832	22.597	1'50.278	255,3	15:17'27.888
2	28.332	23.168	27.525	22.643	1'41.668	254,1	15:19'09.556
3	27.982	22.809	27.575	22.747	1'41.113	255,9	15:20'50.669
4	28.221	22.713	27.555	22.734	1'41.223	253,5	15:22'31.892
5	28.175	22.690	27.705	22.701	1'41.271	251,7	15:24'13.163
6	28.080	22.716	27.653	22.615	1'41.064	250,0	15:25'54.227
7	28.184	22.960	27.858	23.111	1'42.113	252,9	15:27'36.340
8	27.992	23.111	27.900	22.813	1'41.816	250,6	15:29'18.156
9	28.045	22.899	27.855	22.730	1'41.529	251,7	15:30'59.685
10	27.918	22.805	27.669	22.655	1'41.047	251,2	15:32'40.732
11	28.286	22.809	27.565	22.778	1'41.438	253,5	15:34'22.170
12	27.951	22.906	27.400	22.693	1'40.950	254,1	15:36'03.120
13	28.065	22.884	27.713	22.548	1'41.210	254,7	15:37'44.330
14	27.973	22.872	27.578	22.586	1'41.009	253,5	15:39'25.339
15	27.983	22.641	27.562	22.540	1'40.726	254,1	15:41'06.065

17° 41 F. D'ANNUNZIO (1'39.027)

Lap	Seg.1	Seg.2	Seg.3	Seg.4	Lap Time	km/h	Local Time
1		23.313	27.425	22.269	1'48.312	260,2	15:17'25.922
2	27.814	22.627	27.013	22.094	1'39.548	253,5	15:19'05.470
3	27.708	22.600	26.897	22.179	1'39.384	251,7	15:20'44.854
4	27.428	22.509	27.004	22.202	1'39.143	254,1	15:22'23.997
5	27.555	22.466	27.150	22.197	1'39.368	251,7	15:24'03.365
6	27.368	22.622	27.056	22.565	1'39.611	250,6	15:25'42.976
7	27.409	22.571	27.078	22.188	1'39.246	250,6	15:27'22.222
8	27.453	22.692	27.036	22.249	1'39.430	250,0	15:29'01.652
9	27.461	22.392	27.033	22.141	1'39.027	248,8	15:30'40.679
10	27.369	22.558	26.960	22.210	1'39.097	252,3	15:32'19.776
11	27.664	22.968	27.086	22.682	1'40.400	244,3	15:34'00.176
12	27.608	22.585	27.017	22.338	1'39.548	251,2	15:35'39.724
13	27.421	22.668	27.545	22.671	1'40.305	251,7	15:37'20.029
14	27.843	22.678	27.266	22.647	1'40.434	249,4	15:39'00.463
15	27.468	22.588	27.151	22.733	1'39.940	248,3	15:40'40.403

21° 22 S. FUGARDI (1'41.859)

Lap	Seg.1	Seg.2	Seg.3	Seg.4	Lap Time	km/h	Local Time
1		23.454	28.722	22.875	1'51.275	250,0	15:17'28.885
2	28.022	23.471	28.301	23.159	1'42.953	248,8	15:19'11.838
3	27.852	23.382	27.903	23.033	1'42.170	246,0	15:20'54.008
4	28.414	23.337	27.853	22.933	1'42.537	246,0	15:22'36.545
5	28.098	23.328	27.856	22.898	1'42.180	247,1	15:24'18.725
6	28.064	23.108	27.758	23.096	1'42.026	246,0	15:26'00.751
7	28.825	23.173	28.051	23.088	1'43.137	245,5	15:27'43.888
8	28.283	23.367	27.851	23.125	1'42.626	244,9	15:29'26.514
9	28.204	23.287	27.816	22.971	1'42.278	246,0	15:31'08.792
10	28.068	23.305	27.693	22.793	1'41.859	244,9	15:32'50.651
11	28.175	23.262	27.911	23.125	1'42.473	249,4	15:34'33.124
12	28.157	23.335	27.929	23.151	1'42.572	248,3	15:36'15.696
13	28.031	23.352	27.890	23.048	1'42.321	244,9	15:37'58.017
14	28.196	23.402	28.200	23.035	1'42.833	241,6	15:39'40.850
15	28.358	23.440	28.388	23.830	1'44.016	247,1	15:41'24.866

18° 51 E. VIONNET (1'38.603)

Lap	Seg.1	Seg.2	Seg.3	Seg.4	Lap Time	km/h	Local Time
1		22.595	26.909	21.903	1'45.707	258,4	15:17'23.317
2	27.698	22.206	27.002	21.963	1'38.869	259,0	15:19'02.186
3	27.294	22.179	27.057	22.073	1'38.603	259,0	15:20'40.789
4	27.404	22.353	27.105	21.957	1'38.819	261,5	15:22'19.608
5	27.448	22.263	27.071	21.922	1'38.704	257,8	15:23'58.312
6	27.464	22.276	27.034	21.982	1'38.756	257,8	15:25'37.068
7	27.534	22.355	27.114	22.260	1'39.263	257,1	15:27'16.331
8	27.464	22.280	27.018	22.074	1'38.836	258,4	15:28'55.167
9	27.572	22.355	27.176	22.102	1'39.205	256,5	15:30'34.372
10	27.809	22.541	27.290	22.252	1'39.892	256,5	15:32'14.264
11	27.725	22.874	27.229	22.871	1'40.699	257,1	15:33'54.963
12	27.748	25.445	27.828	22.607	1'43.628	254,7	15:35'38.591

RET 55 F. MARCHIONNI (1'39.942)

Lap	Seg.1	Seg.2	Seg.3	Seg.4	Lap Time	km/h	Local Time
1		23.156	27.458	22.413	1'48.660	257,1	15:17'26.270
2	27.785	22.759	27.221	22.435	1'40.200	254,1	15:19'06.470
3	27.700	22.597	27.376	22.269	1'39.942	248,8	15:20'46.412
4	27.606	22.786	27.443	22.435	1'40.270	247,7	15:22'26.682

08/07/2018

P = Pits In/Out - C = Lap Time Cancelled

These data/results cannot be reproduced, stored and/or transmitted in whole or in part by any manner of electronic, mechanical, photocopying, recording, broadcasting or otherwise now known or herein after developed without the previous express consent by the copyright owner, except for reproduction in daily press and regular printed publications on sale to the public within 60 days of the event related to those data/results and always provided that copyright symbol appears together as follows below.

© DORNA WSBK ORGANIZATION Srl 2018

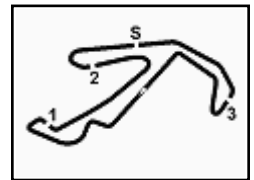
PIRELLI PERUGIA TIMING



Official Tyre Supplier



Official Timekeeper



PIRELLI Riviera di Rimini Round, 6 - 8 July 2018

Superstock 1000 - Chronological Analysis Race

Start at 15:15'37.610

5	27.894	22.804	27.657	22.386	1'40.741	246,0	15:24'07.423
6	27.792	22.752	27.570	22.491	1'40.605	242,7	15:25'48.028

RET 31 V. SUCHET (1'40.082)							
Lap	Seg.1	Seg.2	Seg.3	Seg.4	Lap Time	km/h	Local Time
1		23.510	27.241	22.604	1'49.106	257,1	15:17'26.716
2	27.949	22.799	27.319	22.405	1'40.472	254,1	15:19'07.188
3	27.869	22.537	27.246	22.430	1'40.082	254,7	15:20'47.270

RET 9 A. MANTOVANI							
Lap	Seg.1	Seg.2	Seg.3	Seg.4	Lap Time	km/h	Local Time
1		23.427	27.250	22.278	1'46.796	252,9	15:17'24.406
2	27.847	25.057	31.103	36.587	2'00.594P	177,3	15:19'25.000

RET 11 M. FERRARI							
Lap	Seg.1	Seg.2	Seg.3	Seg.4	Lap Time	km/h	Local Time
1		22.172	26.799	22.173	1'43.876	260,9	15:17'21.486

08/07/2018 P = Pits In/Out - C = Lap Time Cancelled

These data/results cannot be reproduced, stored and/or transmitted in whole or in part by any manner of electronic, mechanical, photocopying, recording, broadcasting or otherwise now known or herein after developed without the previous express consent by the copyright owner, except for reproduction in daily press and regular printed publications on sale to the public within 60 days of the event related to those data/results and always provided that copyright symbol appears together as follows below.

© DORNA WSBK ORGANIZATION Srl 2018

