

PIRELLI Riviera di Rimini Round, 6 - 8 July 2018

Superstock 1000 - Chronological Analysis Free Practice 1st Session

Misano Circuit Sic 58 4.226 m

1° 28 M. REITERBERGER (1'37.040)							
Lap	Seg.1	Seg.2	Seg.3	Seg.4	Lap Time	km/h	Local Time
1		23.997	28.363	23.094		254,7	9:01'53.758
2	28.512	22.904	27.125	22.432	1'40.973	259,0	9:03'34.731
3	27.635	24.683	27.206	22.267	1'41.791	260,9	9:05'16.522
4	27.610	22.547	26.753	22.216	1'39.126	259,6	9:06'55.648
5	27.611	22.292	26.736	22.055	1'38.694	260,2	9:08'34.342
6	27.452	22.205	26.696	22.155	1'38.508	259,6	9:10'12.850
7	27.256	22.132	26.642	8'04.460	9'20.490P	259,0	9:19'33.340
8	48.660	22.751	29.373	22.055	2'02.839P	242,2	9:21'36.179
9	27.146	22.055	26.806	22.249	1'38.256	260,9	9:23'14.435
10	27.563	22.168	26.416	21.775	1'37.922	257,1	9:24'52.357
11	26.843	22.064	26.440	21.806	1'37.153	258,4	9:26'29.510
12	26.903	22.351	26.714	21.898	1'37.866	256,5	9:28'07.376
13	26.805	22.010	26.472	21.753	1'37.040	258,4	9:29'44.416
14	26.977	22.005	26.608	21.956	1'37.546	256,5	9:31'21.962

2	47.003	24.618	29.650	23.268	2'04.539P	256,5	9:02'10.910
3	28.235	23.326	28.529	22.597	1'42.687	260,9	9:03'53.597
4	27.565	22.559	27.308	22.456	1'39.888	260,2	9:05'33.485
5	27.467	22.576	27.176	22.459	1'39.678	260,9	9:07'13.163
6	27.396	22.352	27.051	22.252	1'39.051	262,1	9:08'52.214
7	27.360	22.347	27.060	22.184	1'38.951	259,6	9:10'31.165
8	27.322	22.218	27.402	22.363	1'39.305	261,5	9:12'10.470
9	27.364	22.273	26.956	22.103	1'38.696	256,5	9:13'49.166
10	28.274	26.049	29.622	5'36.814	7'00.759P	226,9	9:20'49.925
11	44.550	25.671	27.296	22.148	1'59.665P	256,5	9:22'49.590
12	27.338	22.435	26.697	22.010	1'38.480	260,2	9:24'28.070
13	27.194	22.206	26.695	22.017	1'38.112	259,6	9:26'06.182
14	27.148	22.235	26.763	22.082	1'38.228	260,2	9:27'44.410
15	27.156	22.148	26.767	22.018	1'38.089	259,0	9:29'22.499
16	27.197	22.162	26.759	22.076	1'38.194	258,4	9:31'00.693

2° 2 R. TAMBURINI (1'37.588)							
Lap	Seg.1	Seg.2	Seg.3	Seg.4	Lap Time	km/h	Local Time
1							9:10'46.231
2	47.172	25.486	29.352	23.629	2'05.639P	251,2	9:12'51.870
3	28.714	23.123	28.079	22.725	1'42.641	255,9	9:14'34.511
4	27.323	22.276	26.843	22.065	1'38.507	257,1	9:16'13.018
5	27.061	22.186	26.630	21.900	1'37.777	260,2	9:17'50.795
6	30.270	26.709	31.022	6'09.426	7'37.427CP	204,9	9:25'28.222
7	53.985	24.314	28.684	22.444	2'09.427P	256,5	9:27'37.649
8	27.036	22.163	26.677	21.991	1'37.867	260,9	9:29'15.516
9	26.923	22.119	26.713	21.833	1'37.588	261,5	9:30'53.104

6° 76 S. CAVALIERI (1'38.145)							
Lap	Seg.1	Seg.2	Seg.3	Seg.4	Lap Time	km/h	Local Time
1							9:00'00.398
2	49.611	26.201	31.144	24.498	2'11.454P	248,8	9:02'11.852
3	28.942	23.814	28.305	22.912	1'43.973	256,5	9:03'55.825
4	28.073	22.887	27.527	22.395	1'40.882	260,2	9:05'36.707
5	27.752	22.518	27.194	22.131	1'39.595	260,2	9:07'16.302
6	27.341	22.517	27.507	22.690	1'40.055	257,1	9:08'56.357
7	28.287	22.616	27.298	22.339	1'40.540	258,4	9:10'36.897
8	27.646	22.283	27.058	22.129	1'39.116	260,2	9:12'16.013
9	27.338	22.248	26.967	22.033	1'38.586	260,2	9:13'54.599
10	27.376	22.388	27.071	22.323	1'39.158	257,8	9:15'33.757
11	27.270	22.413	27.106	21.998	1'38.787	257,8	9:17'12.544
12	27.972	23.547	27.372	22.205	1'41.096	258,4	9:18'53.640
13	27.162	22.267	27.038	21.865	1'38.332	259,6	9:20'31.972
14	28.728	30.297	29.556	3'03.888	4'32.469P	250,0	9:25'04.441
15	45.075	23.724	27.875	22.622	1'59.296P	257,8	9:27'03.737
16	27.208	22.476	27.033	21.990	1'38.707	257,8	9:28'42.444
17	27.099	22.236	26.960	21.850	1'38.145	258,4	9:30'20.589

3° 84 R. RUSSO (1'37.806)							
Lap	Seg.1	Seg.2	Seg.3	Seg.4	Lap Time	km/h	Local Time
1							9:01'12.985
2	53.592	28.689	32.337	24.496	2'19.114P	197,1	9:03'32.099
3	28.387	24.772	29.727	22.582	1'45.468	248,8	9:05'17.567
4	27.755	22.722	27.180	22.259	1'39.916	256,5	9:06'57.483
5	27.615	22.454	27.280	24.767	1'42.116	257,8	9:08'39.599
6	27.537	22.522	27.074	22.606	1'39.739	256,5	9:10'19.338
7	28.507	24.389	29.821	3'32.290	4'55.007P	236,3	9:15'14.345
8	45.174	28.065	32.005	22.780	2'08.024P	212,2	9:17'22.369
9	27.094	22.357	26.730	21.998	1'38.179	257,8	9:19'00.548
10	26.819	22.266	27.065	22.119	1'38.269	261,5	9:20'38.817
11	26.861	22.096	26.987	22.154	1'38.098	259,6	9:22'16.915
12	36.555	25.561	29.736	2'56.496	4'28.348P	210,5	9:26'45.263
13	44.397	25.713	27.410	22.033	1'59.553P	254,1	9:28'44.816
14	27.079	22.201	26.756	21.770	1'37.806	258,4	9:30'22.622

7° 21 F. MARINO (1'38.157)							
Lap	Seg.1	Seg.2	Seg.3	Seg.4	Lap Time	km/h	Local Time
1							9:01'11.081
2	47.727	23.646	28.154	23.785	2'03.312P	254,1	9:03'14.393
3	28.464	23.090	27.795	23.035	1'42.384	253,5	9:04'56.777
4	28.012	22.785	27.641	22.772	1'41.210C	255,9	9:06'37.987
5	27.854	22.663	27.269	22.516	1'40.302	255,9	9:08'18.289
6	27.646	22.438	27.298	22.360	1'39.742	259,0	9:09'58.031
7	28.189	22.491	29.208	24.430	1'44.318	255,3	9:11'42.349
8	27.417	22.207	26.799	22.394	1'38.817	254,7	9:13'21.166
9	28.118	23.185	27.727	38.448	1'57.478CP	254,1	9:15'18.644
10	4'43.047	24.444	28.120	22.495	5'58.106P	250,0	9:21'16.750
11	27.404	22.406	26.837	22.188	1'38.835C	255,9	9:22'55.585
12	27.312	22.397	26.709	22.204	1'38.622C	258,4	9:24'34.207
13	27.216	22.225	26.642	22.241	1'38.324	257,1	9:26'12.531
14	27.158	22.200	26.645	22.154	1'38.157	256,5	9:27'50.688
15	27.195	24.892	28.012	22.355	1'42.454C	254,1	9:29'33.142
16	27.277	22.223	26.747	22.195	1'38.442	255,3	9:31'11.584

4° 15 F. SANDI (1'38.056)							
Lap	Seg.1	Seg.2	Seg.3	Seg.4	Lap Time	km/h	Local Time
1							9:01'52.352
2	49.545	24.496	28.188	23.038	2'05.267P	254,7	9:03'57.619
3	27.975	22.797	27.020	22.423	1'40.215	259,0	9:05'37.834
4	27.693	22.444	26.901	22.098	1'39.136	259,0	9:07'16.970
5	27.776	22.374	27.216	22.443	1'39.809	259,0	9:08'56.779
6	27.666	22.266	26.812	22.135	1'38.879	257,1	9:10'35.658
7	27.600	22.194	26.730	22.133	1'38.657	258,4	9:12'14.315
8	27.363	22.200	26.713	22.216	1'38.492	259,0	9:13'52.807
9	29.950	24.083	30.279	6'56.515	8'20.827P	221,3	9:22'13.634
10	55.061	33.293	27.753	22.592	2'18.699P	255,9	9:24'32.333
11	27.418	22.046	26.559	22.356	1'38.379	257,8	9:26'10.712
12	27.412	21.960	26.627	22.057	1'38.056	258,4	9:27'48.768

8° 52 A. DELBIANCO (1'38.224)							
Lap	Seg.1	Seg.2	Seg.3	Seg.4	Lap Time	km/h	Local Time
1							9:02'26.946
2	29.637	23.336	28.032	22.783	1'43.788	260,2	9:04'10.734
3	28.748	22.738	27.310	22.532	1'41.328	264,1	9:05'52.062
4	28.114	22.782	27.434	22.686	1'41.016	260,9	9:07'33.078
5	28.390	22.671	27.460	22.434	1'40.955	262,1	9:09'14.033
6	34.638	24.188	29.106	39.493	2'07.425CP	251,7	9:11'21.458
7	3'57.997	23.041	27.151	22.424	5'10.613P	261,5	9:16'32.071

5° 11 M. FERRARI (1'38.089)							
Lap	Seg.1	Seg.2	Seg.3	Seg.4	Lap Time	km/h	Local Time
1							9:00'06.371

06/07/2018 P = Pits In/Out - C = Lap Time Cancelled

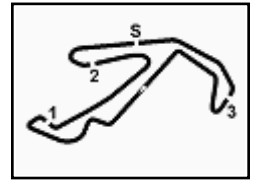
These data/results cannot be reproduced, stored and/or transmitted in whole or in part by any manner of electronic, mechanical, photocopying, recording, broadcasting or otherwise now known or herein after developed without the previous express consent by the copyright owner, except for reproduction in daily press and regular printed publications on sale to the public within 60 days of the event related to those data/results and always provided that copyright symbol appears together as follows below.

© DORNA WSBK ORGANIZATION Srl 2018





2.5
STK1000
120/06



PIRELLI Riviera di Rimini Round, 6 - 8 July 2018

Superstock 1000 - Chronological Analysis Free Practice 1st Session

Misano Circuit Sic 58 4.226 m

2 / 4

8	27.950	22.589	27.014	22.294	1'39.847	262,1	9:18'11.918
9	27.699	22.426	26.965	22.219	1'39.309	263,4	9:19'51.227
10	27.651	22.355	27.020	22.192	1'39.218	260,9	9:21'30.445
11	33.363	22.331	26.919	21.958	1'44.571C	262,8	9:23'15.016
12	27.753	22.143	26.587	21.977	1'38.460	264,1	9:24'53.476
13	27.339	22.177	26.691	22.017	1'38.224	262,1	9:26'31.700
14	33.334	24.948	29.950	41.143	2'09.375CP	237,4	9:28'41.075

2	54.018	25.250	28.509	23.178	2'10.955P	254,1	9:04'00.744
3	28.913	23.319	27.746	23.338	1'43.316	255,3	9:05'44.060
4	28.158	22.826	27.404	22.652	1'41.040	255,3	9:07'25.100
5	27.769	22.711	27.142	22.200	1'39.822	257,1	9:09'04.922
6	27.742	22.466	27.041	22.421	1'39.670	256,5	9:10'44.592
7	27.603	22.474	27.028	22.094	1'39.199	255,3	9:12'23.791
8	28.190	22.978	27.321	5'45.929	7'04.418P	250,0	9:19'28.209
9	54.891	23.179	28.519	22.387	2'08.976P	243,2	9:21'37.185
10	27.342	22.289	26.920	22.102	1'38.653	263,4	9:23'15.838
11	27.484	22.368	26.988	22.037	1'38.877	262,1	9:24'54.715
12	27.611	22.274	26.852	22.014	1'38.751	256,5	9:26'33.466
13	27.551	22.380	35.189	22.461	1'47.581	220,4	9:28'21.047
14	27.520	22.482	27.248	22.190	1'39.440	253,5	9:30'00.487

9° 70 L. VITALI (1'38.284)							
Lap	Seg.1	Seg.2	Seg.3	Seg.4	Lap Time	km/h	Local Time
1							9:01'23.070
2	45.167	24.381	28.570	23.413	2'01.531P	254,7	9:03'24.601
3	28.676	23.368			1'43.080C		9:05'07.681
4	28.290	22.976	27.827	22.627	1'41.720	255,9	9:06'49.401
5	28.028	22.701	27.327	22.501	1'40.557	257,8	9:08'29.958
6	27.766	22.511	27.297	22.514	1'40.088C	258,4	9:10'10.046
7	27.768	22.513	27.355	22.309	1'39.945	256,5	9:11'49.991
8	28.131	26.039	29.557	40.870	2'04.597P	224,5	9:13'54.588
9	4'20.838	23.870	27.463	22.420	5'34.591P	255,3	9:19'29.179
10	27.441	22.597	27.349	22.240	1'39.627	255,3	9:21'08.806
11	27.264	22.393	27.083	22.358	1'39.098C	258,4	9:22'47.904
12	28.232	23.728	27.026	22.100	1'41.086	260,2	9:24'28.990
13	27.275	22.185	26.794	22.036	1'38.290	260,9	9:26'07.280
14	27.299	22.116	26.858	22.011	1'38.284	259,6	9:27'45.564
15	33.967	25.430	28.795	38.207	2'06.399CP	242,2	9:29'51.963

13° 7 M. SCHEIB (1'38.840)							
Lap	Seg.1	Seg.2	Seg.3	Seg.4	Lap Time	km/h	Local Time
1							9:01'08.058
2	46.301	24.211	29.186	24.127	2'03.825P	254,7	9:03'11.883
3	29.717	23.449	28.217	24.580	1'45.963	255,9	9:04'57.846
4	28.458	22.895	27.529	22.437	1'41.319C	260,2	9:06'39.165
5	27.811	22.269	27.563	22.295	1'39.938	259,0	9:08'19.103
6	27.567	22.320	26.917	22.196	1'39.000	262,1	9:09'58.103
7	27.887	22.342			1'46.985C	257,8	9:11'45.088
8	27.876	22.589	27.465	22.376	1'40.306	257,8	9:13'25.394
9	31.752	22.748	27.794	37.169	1'59.463P	259,0	9:15'24.857
10	4'57.402	22.789	27.326	22.434	6'09.951P	257,8	9:21'34.808
11	27.879	22.241	27.130	22.147	1'39.397	259,0	9:23'14.205
12	28.105	22.242	27.647	22.171	1'40.165C	259,6	9:24'54.370
13	27.362	21.941	28.737	22.144	1'40.184	255,3	9:26'34.554
14	27.488	22.223	27.142	22.316	1'39.169	254,7	9:28'13.723
15	27.588	22.257	27.037	22.194	1'39.076	257,8	9:29'52.799
16	27.422	22.208	27.101	22.109	1'38.840	257,8	9:31'31.639

10° 9 A. MANTOVANI (1'38.391)							
Lap	Seg.1	Seg.2	Seg.3	Seg.4	Lap Time	km/h	Local Time
1							9:01'29.622
2	43.426	24.274	28.109	23.144	1'58.953P	250,6	9:03'28.575
3	28.108	23.115	27.358	22.627	1'41.208	254,7	9:05'09.783
4	27.663	22.780	27.228	22.435	1'40.106	255,3	9:06'49.889
5	27.813	22.751	27.240	22.357	1'40.161	257,8	9:08'30.050
6	29.385	23.113	29.499	39.857	2'01.854P	192,9	9:10'31.904
7	6'32.743	35.810	29.085	23.047	8'00.685P	250,6	9:18'32.589
8	27.645	22.645	26.930	22.403	1'39.623	254,7	9:20'12.212
9	27.405	22.426	26.954	22.364	1'39.149	258,4	9:21'51.361
10	27.390	22.437	26.640	22.190	1'38.657	255,9	9:23'30.018
11	27.330	22.377	26.692	21.992	1'38.391	255,3	9:25'08.409
12	27.395	22.314	27.056	22.076	1'38.841	253,5	9:26'47.250
13	30.461	24.616	36.591	28.895	2'00.563	147,7	9:28'47.813
14	27.938	22.909	27.416	22.935	1'41.198	253,5	9:30'29.011

14° 23 L. SALVADORI (1'38.894)							
Lap	Seg.1	Seg.2	Seg.3	Seg.4	Lap Time	km/h	Local Time
1							9:06'34.900
2	51.314	24.112	39.101	23.677	2'18.204P	131,5	9:08'53.104
3	28.061	22.718	27.212	22.302	1'40.293	257,1	9:10'33.397
4	27.819	22.403	27.014	22.147	1'39.383	257,1	9:12'12.780
5	27.419	22.332	26.973	22.170	1'38.894	255,3	9:13'51.674
6	31.513	22.858	28.202	8'28.669	9'51.242P	248,3	9:23'42.916
7	52.255	27.357	42.124	23.461	2'25.197P	141,9	9:26'08.113
8	27.765	22.590	27.157	22.176	1'39.688	255,3	9:27'47.801
9	27.396	22.518	27.133	22.188	1'39.235	257,1	9:29'27.036
10	27.505	22.431	27.022	22.194	1'39.152	256,5	9:31'06.188

11° 47 A. BASSANI (1'38.571)							
Lap	Seg.1	Seg.2	Seg.3	Seg.4	Lap Time	km/h	Local Time
1							9:01'49.531
2	53.389	25.488	27.992	25.031	2'11.900P	258,4	9:04'01.431
3	28.967	23.372	27.364	22.818	1'42.521	258,4	9:05'43.952
4	27.770	22.894	27.351	22.589	1'40.604C	259,6	9:07'24.556
5	27.795	22.650	26.951	22.427	1'39.823	258,4	9:09'04.379
6	27.363	22.525	26.825	22.592	1'39.305C	257,8	9:10'43.684
7	27.479	22.521	26.704	22.448	1'39.152C	257,1	9:12'22.836
8	32.299	24.366	27.646	4'49.316	6'13.627P	255,9	9:18'36.463
9	51.093	24.740	27.300	22.988	2'06.121P	256,5	9:20'42.584
10	27.401	22.546	26.633	22.269	1'38.849	264,7	9:22'21.433
11	27.443	22.454	26.625	22.108	1'38.630	264,7	9:24'00.063
12	27.327	22.322	26.667	22.255	1'38.571	258,4	9:25'38.634
13	27.498	22.320	26.941	22.557	1'39.316	259,6	9:27'17.950
14	27.500	22.292	27.011	24.023	1'40.826	264,7	9:28'58.776
15	27.295	22.343	26.834	22.169	1'38.641	259,6	9:30'37.417

15° 45 J. BUEHN (1'39.281)							
Lap	Seg.1	Seg.2	Seg.3	Seg.4	Lap Time	km/h	Local Time
1							9:00'36.166
2	52.506	27.141	30.933	25.387	2'15.967P	242,2	9:02'52.133
3	30.036	25.126	29.688	2'54.077	4'18.927P	251,7	9:07'11.060
4	52.178	24.140	28.424	23.246	2'07.988P	252,3	9:09'19.048
5	28.605	22.935	28.496	22.899	1'42.935	255,9	9:11'01.983
6	28.034	23.683	28.094	4'27.110	5'46.921P	258,4	9:16'48.904
7	51.244	24.139	28.090	22.675	2'06.148P	259,6	9:18'55.052
8	27.679	22.825	27.442	22.709	1'40.655C	260,2	9:20'35.707
9	27.764	23.262	27.773	23.383	1'42.182	259,0	9:22'17.889
10	28.242	22.487	27.369	22.621	1'40.719	259,0	9:23'58.608
11	27.646	22.450	27.209	22.424	1'39.729	259,0	9:25'38.337
12	27.502	22.409	26.987	22.383	1'39.281	259,0	9:27'17.618
13	27.618	22.359	27.012	22.540	1'39.529	259,0	9:28'57.147
14	27.463	22.953	30.301	23.297	1'44.014	230,8	9:30'41.161

12° 81 A. BERNARDI (1'38.653)							
Lap	Seg.1	Seg.2	Seg.3	Seg.4	Lap Time	km/h	Local Time
1							9:01'49.789

06/07/2018 P = Pits In/Out - C = Lap Time Cancelled

These data/results cannot be reproduced, stored and/or transmitted in whole or in part by any manner of electronic, mechanical, photocopying, recording, broadcasting or otherwise now known or herein after developed without the previous express consent by the copyright owner, except for reproduction in daily press and regular printed publications on sale to the public within 60 days of the event related to those data/results and always provided that copyright symbol appears together as follows below.

© DORNA WSBK ORGANIZATION Srl 2018

PIRELLI PERUGIA TIMING



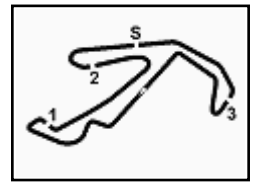
Official Tyre Supplier



Official Timekeeper



2.5
STK1000
120/06



PIRELLI Riviera di Rimini Round, 6 - 8 July 2018

Superstock 1000 - Chronological Analysis Free Practice 1st Session

Misano Circuit Sic 58 4.226 m

3 / 4

16° 51 E. VIONNET (1'39.336)							
Lap	Seg.1	Seg.2	Seg.3	Seg.4	Lap Time	km/h	Local Time
1							8:59'53.643
2	47.648	24.194	28.790	23.246	2'03.878P	255,3	9:01'57.521
3	28.768	56.214	29.744	3'01.729	4'56.455P	236,3	9:06'53.976
4	48.787	23.181	27.498	22.782	2'02.248P	258,4	9:08'56.224
5	27.929	22.865	27.345	22.418	1'40.557	258,4	9:10'36.771
6	28.208	22.622	27.335	22.434	1'40.599	256,5	9:12'17.380
7	28.032	22.568	27.257	22.553	1'40.410	257,8	9:13'57.790
8	27.780	22.510	27.387	22.325	1'40.002	259,0	9:15'37.792
9	27.921	22.489	27.429	22.331	1'40.170	257,1	9:17'17.962
10	27.917	22.331	27.308	22.239	1'39.795	258,4	9:18'57.757
11	28.559	22.818	27.395	3'48.752	5'07.524P	257,8	9:24'05.281
12	45.820	23.454	28.006	22.421	1'59.701P	252,3	9:26'04.982
13	27.772	22.618	27.597	22.138	1'40.125	251,7	9:27'45.107
14	27.932	22.311	27.152	22.269	1'39.664	259,0	9:29'24.771
15	27.556	22.365	27.160	22.255	1'39.336	258,4	9:31'04.107

17° 18 A. SANTORO (1'39.465)							
Lap	Seg.1	Seg.2	Seg.3	Seg.4	Lap Time	km/h	Local Time
1							9:01'49.477
2	49.768	29.004	30.654	23.249	2'12.675P	244,9	9:04'02.152
3	28.609	23.346	27.948	22.756	1'42.659	259,0	9:05'44.811
4	28.203	23.037	27.449	22.776	1'41.465	252,3	9:07'26.276
5	28.084	22.998	27.508	22.721	1'41.311	258,4	9:09'07.587
6	27.756	22.852	27.356	22.631	1'40.595	249,4	9:10'48.182
7	27.745	22.835	27.206	22.520	1'40.306	251,7	9:12'28.488
8	27.632	22.830	27.000	22.518	1'39.980	248,8	9:14'08.468
9	28.814	23.598	28.499	42.598	2'03.509P	241,1	9:16'11.977
10	4'42.931	30.703	30.504	23.202	6'07.340P	250,0	9:22'19.317
11	28.300	24.713	27.747	22.963	1'43.723	249,4	9:24'03.040
12	27.641	22.929	27.157	22.636	1'40.363	254,1	9:25'43.403
13	27.661	22.857	27.146	22.482	1'40.146	256,5	9:27'23.549
14	27.692	22.916	27.440	23.084	1'41.132	248,3	9:29'04.681
15	27.464	22.765	26.879	22.357	1'39.465	250,0	9:30'44.146

18° 6 E. PUSCEDDU (1'39.789)							
Lap	Seg.1	Seg.2	Seg.3	Seg.4	Lap Time	km/h	Local Time
1							9:00'17.403
2	48.833	25.350	30.048	24.775	2'09.006P	229,3	9:02'26.409
3	29.817	24.281	28.588	23.590	1'46.276	250,0	9:04'12.685
4	28.980	23.213	28.128	23.158	1'43.479	247,7	9:05'56.164
5	28.435	23.108	27.894	22.977	1'42.414	247,7	9:07'38.578
6	29.317	24.316	28.650	7'22.538	8'44.821P	246,6	9:16'23.399
7	48.951	24.692	28.847	23.912	2'06.402P	243,8	9:18'29.801
8	28.275	22.818	27.525	22.627	1'41.245	247,7	9:20'11.046
9	27.720	22.575	27.487	22.434	1'40.216	247,7	9:21'51.262
10	28.098	22.614	27.303	22.464	1'40.479	249,4	9:23'31.741
11	27.762	22.476	27.225	22.370	1'39.833	248,3	9:25'11.574
12	32.190	24.515	30.432	25.771	1'52.908C	217,3	9:27'04.482
13	27.758	22.583	27.152	22.344	1'39.837	248,8	9:28'44.319
14	27.428	22.794	27.301	22.266	1'39.789	246,0	9:30'24.108

19° 59 A. SCHACHT (1'39.824)							
Lap	Seg.1	Seg.2	Seg.3	Seg.4	Lap Time	km/h	Local Time
1		24.803	29.144	23.399		251,7	9:01'56.261
2	29.551	23.750	28.011	23.215	1'44.527	251,7	9:03'40.788
3	28.918	23.344	28.209	23.094	1'43.565	252,9	9:05'24.353
4	28.984	22.993	27.648	22.828	1'42.453	252,3	9:07'06.806
5	28.415	22.886	27.603	22.622	1'41.526	252,9	9:08'48.332
6	28.243	22.846	27.460	22.570	1'41.119	251,2	9:10'29.451
7	28.175	22.815	27.485	22.514	1'40.989	251,2	9:12'10.440
8	27.889	22.671	27.317	22.459	1'40.336	251,2	9:13'50.776
9	28.059	23.923	29.472	22.372	1'43.826	216,4	9:15'34.602

10	27.910	22.721	27.592	36.983	1'55.206P	251,2	9:17'29.808
11	3'38.055	23.100	27.661	22.504	4'51.320P	252,9	9:22'21.128
12	27.547	22.913	27.071	22.601	1'40.132	255,9	9:24'01.260
13	27.631	22.745	27.477	22.334	1'40.187	254,7	9:25'41.447
14	27.682	22.627	27.248	22.297	1'39.854	251,7	9:27'21.301
15	27.427	22.961	28.002	23.099	1'41.489	252,3	9:29'02.790
16	27.554	22.624	27.092	22.554	1'39.824	251,7	9:30'42.614

20° 16 G. RUIJU (1'39.904)							
Lap	Seg.1	Seg.2	Seg.3	Seg.4	Lap Time	km/h	Local Time
1		24.072	28.845	23.401		251,2	9:01'55.599
2	29.064	23.449	28.419	23.202	1'44.134	252,9	9:03'39.733
3	28.810	23.047	27.978	22.860	1'42.695	255,3	9:05'22.428
4	28.550	22.838	27.470	22.697	1'41.555	255,3	9:07'03.983
5	28.372	22.741	27.805	37.877	1'56.795CP	254,1	9:09'00.778
6	5'03.784	25.607	31.955	31.855	6'33.201P	216,9	9:15'33.979
7	28.335	22.962	27.623	22.586	1'41.506C	254,7	9:17'15.485
8	28.181	22.635	27.106	22.526	1'40.448	255,3	9:18'55.933
9	27.982	22.587	27.186	22.377	1'40.132	255,9	9:20'36.065
10	28.057	24.178	29.904	24.180	1'46.319	239,5	9:22'22.384
11	28.010	22.649	27.206	23.751	1'41.616C	258,4	9:24'04.000
12	29.791	24.662	27.907	22.503	1'44.863	250,0	9:25'48.863
13	27.905	22.629	27.043	22.437	1'40.014	255,3	9:27'28.877
14	28.028	22.665	27.359	29.646	1'47.698	257,1	9:29'16.575
15	27.859	22.654	26.961	22.430	1'39.904	254,1	9:30'56.479

21° 41 F. D'ANNUNZIO (1'40.459)							
Lap	Seg.1	Seg.2	Seg.3	Seg.4	Lap Time	km/h	Local Time
1							9:01'56.104
2	48.340	25.515	29.230	23.360	2'06.445P	246,0	9:04'02.549
3	28.647	23.316	28.213	23.300	1'43.476	255,9	9:05'46.025
4	27.750	23.277	27.344	22.749	1'41.120	253,5	9:07'27.145
5	27.686	23.025	27.953	8'24.851	9'43.515P	255,9	9:17'10.660
6	49.152	23.994	28.433	22.893	2'04.472P	247,1	9:19'15.132
7	27.497	23.192	27.144	22.626	1'40.459	251,2	9:20'55.591
8	27.514	23.289	27.544	22.601	1'40.948	251,2	9:22'36.539
9	27.629	22.923	27.326	22.593	1'40.471	252,3	9:24'17.010
10	27.502	22.745	27.389	2'30.473	3'48.109P	250,6	9:28'05.119
11	47.209	23.877	27.725	22.658	2'01.469P	249,4	9:30'06.588

22° 55 F. MARCHIONNI (1'40.657)							
Lap	Seg.1	Seg.2	Seg.3	Seg.4	Lap Time	km/h	Local Time
1							8:59'51.122
2	48.544	24.401	28.410	23.347	2'04.702P	249,4	9:01'55.824
3	30.883	26.836	31.027	5'50.822	7'19.568P	229,3	9:09'15.392
4	46.964	24.675	28.034	23.304	2'02.977P	247,1	9:11'18.369
5	28.401	23.171	27.941	23.007	1'42.520	246,0	9:13'00.889
6	27.982	23.146	27.756	22.889	1'41.773	244,9	9:14'42.662
7	27.994	23.199	27.679	22.718	1'41.590	245,5	9:16'24.252
8	27.758	23.080	27.824	22.742	1'41.404	246,0	9:18'05.656
9	27.735	22.883	27.401	22.638	1'40.657	249,4	9:19'46.313
10	29.954	25.777	29.048	3'40.296	5'05.075P	236,8	9:24'51.388
11	50.143	25.089	36.620	23.103	2'14.955P	119,1	9:27'06.343
12	27.939	22.921	27.454	22.555	1'40.869	247,1	9:28'47.212
13	27.762	22.934	27.444	22.566	1'40.706	247,1	9:30'27.918

23° 22 S. FUGARDI (1'41.584)							
Lap	Seg.1	Seg.2	Seg.3	Seg.4	Lap Time	km/h	Local Time
1							9:01'40.331
2	51.157	26.414	34.473	27.097	2'19.141P	173,1	9:03'59.472
3	29.773	24.522	28.729	23.940	1'46.964	253,5	9:05'46.436
4	35.253	26.897	30.955	1'58.850	3'31.955P	237,4	9:09'18.391
5	46.272	24.343	28.742	24.264	2'03.621P	248,3	9:11'22.012
6	28.803	23.584	28.143	23.631	1'44.161	248,3	9:13'06.173

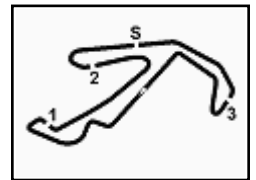
06/07/2018 P = Pits In/Out - C = Lap Time Cancelled

These data/results cannot be reproduced, stored and/or transmitted in whole or in part by any manner of electronic, mechanical, photocopying, recording, broadcasting or otherwise now known or herein after developed without the previous express consent by the copyright owner, except for reproduction in daily press and regular printed publications on sale to the public within 60 days of the event related to those data/results and always provided that copyright symbol appears together as follows below.

© DORNA WSBK ORGANIZATION Srl 2018



2.5
STK1000
120/06



PIRELLI Riviera di Rimini Round, 6 - 8 July 2018

Superstock 1000 - Chronological Analysis Free Practice 1st Session

Misano Circuit Sic 58.4.226 m

4 / 4

	7	8	9	10	11	12	13	14	15	16
	28.837	23.608	28.132	23.513	1'44.090	251,2	9:14'50.263			
	28.479	24.231	27.776	23.620	1'44.106	248,3	9:16'34.369			
	28.516	23.516	27.955	23.286	1'43.273	248,8	9:18'17.642			
	28.549	23.634	27.893	23.364	1'43.440	248,3	9:20'01.082			
	34.203	24.635	29.702	23.110	1'51.650C	215,1	9:21'52.732			
	28.269	23.407	27.684	23.181	1'42.541	250,0	9:23'35.273			
	28.956	31.173	38.094	26.234	2'04.457	136,4	9:25'39.730			
	28.492	23.896	27.747	23.173	1'43.308	252,9	9:27'23.038			
	28.550	23.201	27.651	23.053	1'42.455	250,0	9:29'05.493			
	27.962	23.212	27.410	23.000	1'41.584	251,2	9:30'47.077			

27°		31 V. SUCHET (1'42.309)						
Lap	Seg.1	Seg.2	Seg.3	Seg.4	Lap Time	km/h	Local Time	
1							9:00'40.027	
2	50.058	26.378	30.507	25.420	2'12.363P	241,1	9:02'52.390	
3	30.423	25.251	29.461	24.285	1'49.420	244,9	9:04'41.810	
4	29.777	23.861	28.137	23.508	1'45.283	246,6	9:06'27.093	
5	29.292	23.665	28.485	4'58.250	6'19.692P	250,0	9:12'46.785	
6	50.513	24.375	28.330	23.722	2'06.940P	244,3	9:14'53.725	
7	29.110	23.557	27.856	23.512	1'44.035	247,7	9:16'37.760	
8	29.191	23.388	27.852	23.324	1'43.755	246,6	9:18'21.515	
9	28.730	23.345	27.570	23.002	1'42.647	248,3	9:20'04.162	
10	28.721	23.232	27.751	23.075	1'42.779	248,8	9:21'46.941	
11	28.373	23.106	27.659	23.171	1'42.309	247,7	9:23'29.250	
12	30.986	23.868	30.196	3'11.163	4'36.213P	226,4	9:28'05.463	
13	48.125	23.714	27.598	23.194	2'02.631P	248,3	9:30'08.094	

24°		80 A. PONTONE (1'41.675)						
Lap	Seg.1	Seg.2	Seg.3	Seg.4	Lap Time	km/h	Local Time	
1							9:01'41.137	
2	51.650	27.678	30.889	24.355	2'14.572P	241,6	9:03'55.709	
3	29.736	24.098	28.692	23.208	1'45.734	247,7	9:05'41.443	
4	28.689	23.633	28.083	23.581	1'43.986	250,0	9:07'25.429	
5	28.409	23.342	27.986	22.755	1'42.492	254,7	9:09'07.921	
6	28.105	23.145	27.601	22.824	1'41.675	251,7	9:10'49.596	
7	28.206	23.503	28.542	4'19.745	5'39.996P	238,9	9:16'29.592	
8	54.755	25.295	29.270	23.635	2'12.955P	238,4	9:18'42.547	
9	28.378	23.592	27.775	23.080	1'42.825	247,7	9:20'25.372	
10	30.194	24.555	28.924	28.498	1'52.171	228,8	9:22'17.543	
11	28.210	23.508	27.768	22.937	1'42.423	251,2	9:23'59.966	
12	27.993	23.380	27.717	23.049	1'42.139C	248,8	9:25'42.105	
13	28.267	23.191	27.888	22.678	1'42.024	253,5	9:27'24.129	

25°		77 T. ALBERTO (1'41.833)						
Lap	Seg.1	Seg.2	Seg.3	Seg.4	Lap Time	km/h	Local Time	
1							9:00'41.321	
2	49.493	26.327	30.833	24.745	2'11.398P	244,3	9:02'52.719	
3	30.452	24.631	29.570	24.494	1'49.147	251,2	9:04'41.866	
4	30.135	24.096	28.864	23.517	1'46.612	251,7	9:06'28.478	
5	29.723	23.583	28.974	23.485	1'45.765	250,6	9:08'14.243	
6	29.343	23.572	28.471	23.538	1'44.924	252,3	9:09'59.167	
7	28.872	23.352	28.496	23.509	1'44.229C	249,4	9:11'43.396	
8	28.519	23.306	28.376	23.082	1'43.283C	244,3	9:13'26.679	
9	28.691	23.282	28.417	4'50.148	6'10.538P	251,2	9:19'37.217	
10	46.614	23.815	28.068	23.278	2'01.775P	253,5	9:21'38.992	
11	28.388	23.202	27.812	22.847	1'42.249C	251,2	9:23'21.241	
12	28.465	25.338	28.590	23.581	1'45.974	247,7	9:25'07.215	
13	28.289	23.146	27.339	23.107	1'41.881	253,5	9:26'49.096	
14	28.258	23.116	27.665	22.794	1'41.833	251,7	9:28'30.929	
15	28.004	22.939	27.714	22.834	1'41.491C	252,9	9:30'12.420	

26°		46 M. CUDEVILLE (1'42.013)						
Lap	Seg.1	Seg.2	Seg.3	Seg.4	Lap Time	km/h	Local Time	
1							9:00'35.341	
2	50.568	26.700	30.445	24.802	2'12.515P	242,2	9:02'47.856	
3	30.592	25.047	29.982	24.448	1'50.069	238,9	9:04'37.925	
4	29.995	24.536	29.468	24.248	1'48.247	222,2	9:06'26.172	
5	29.528	23.775	28.843	24.075	1'46.221	244,9	9:08'12.393	
6	28.975	23.702	28.648	23.568	1'44.893	246,0	9:09'57.286	
7	31.368	23.666	28.326	23.559	1'46.919	247,1	9:11'44.205	
8	28.532	23.243	28.095	23.191	1'43.061	250,0	9:13'27.266	
9	28.564	23.169	28.493	23.155	1'43.381	252,3	9:15'10.647	
10	29.324	23.904	28.931	3'37.559	4'59.718P	246,0	9:20'10.365	
11	51.721	24.436	28.652	23.491	2'08.300P	246,6	9:22'18.665	
12	28.635	23.171	28.064	23.231	1'43.101C	249,4	9:24'01.766	
13	28.315	23.048	28.063	22.786	1'42.212C	250,0	9:25'43.978	
14	28.300	23.031	27.934	22.748	1'42.013	248,3	9:27'25.991	
15	28.642	23.755	28.389	23.394	1'44.180	247,7	9:29'10.171	
16	28.499	23.336	28.468	23.225	1'43.528	247,1	9:30'53.699	

06/07/2018 P = Pits In/Out - C = Lap Time Cancelled

These data/results cannot be reproduced, stored and/or transmitted in whole or in part by any manner of electronic, mechanical, photocopying, recording, broadcasting or otherwise now known or herein after developed without the previous express consent by the copyright owner, except for reproduction in daily press and regular printed publications on sale to the public within 60 days of the event related to those data/results and always provided that copyright symbol appears together as follows below.

© DORNA WSBK ORGANIZATION Srl 2018

PIRELLI PERUGIA TIMING



Official Tyre Supplier



Official Timekeeper