

### PIRELLI Riviera di Rimini Round, 6 - 8 July 2018

### Superstock 1000 - Chronological Analysis Free Practice 2nd Session

Misano Circuit Sic 5.842.226 m

1 / 4

1° 28 M. REITERBERGER (1'36.548)							
Lap	Seg.1	Seg.2	Seg.3	Seg.4	Lap Time	km/h	Local Time
1		23.260	27.969	22.140	249,4	14:16'49.812	
2	27.145	22.284	26.617	21.877	1'37.923	255,9	14:18'27.735
3	26.989	21.938	30.744	22.598	1'42.269C	161,2	14:20'10.004
4	26.980	23.332	28.655	51.499	2'10.466P	237,9	14:22'20.470
5	42.942	22.419	26.941	22.253	1'54.555P	253,5	14:24'15.025
6	26.783	22.131	26.688	21.893	1'37.495	257,1	14:25'52.520
7	26.702	22.118	26.523	22.446	1'37.789	256,5	14:27'30.309
8	27.308	22.761	27.380	6'38.903	7'56.352P	254,7	14:35'26.661
9	45.551	23.867	28.431	22.524	2'00.373P	247,7	14:37'27.034
10	26.777	<b>21.921</b>	26.258	21.835	1'36.791	257,8	14:39'03.825
11	26.958	22.051	26.451	21.858	1'37.318	257,1	14:40'41.143
12	26.697	22.050	26.417	21.718	1'36.882	257,8	14:42'18.025
13	<b>26.605</b>	22.011	<b>26.221</b>	<b>21.711</b>	<b>1'36.548</b>	<b>260,2</b>	14:43'54.573
14	26.776	22.081	26.474	21.864	1'37.195	257,1	14:45'31.768

2° 11 M. FERRARI (1'37.153)							
Lap	Seg.1	Seg.2	Seg.3	Seg.4	Lap Time	km/h	Local Time
1		26.734	29.275	22.306	253,5	14:16'57.736	
2	27.391	22.320	26.871	22.044	1'38.626	259,6	14:18'36.362
3	27.200	22.219	26.896	21.905	1'38.220	258,4	14:20'14.582
4	27.199	22.101	26.747	22.303	1'38.350	260,2	14:21'52.932
5	30.600	22.329	26.828	4'51.157	6'10.914P	261,5	14:28'03.846
6	43.320	22.996	27.056	21.957	1'55.329P	257,8	14:29'59.175
7	27.081	22.162	26.578	<b>21.761</b>	1'37.582	260,9	14:31'36.757
8	26.934	21.998	26.613	21.822	1'37.367C	260,9	14:33'14.124
9	26.979	22.208	26.547	21.955	1'37.689	260,9	14:34'51.813
10	26.976	22.051	26.578	21.857	1'37.462C	259,0	14:36'29.275
11	31.114	24.922	28.099	22.000	1'46.135C	252,3	14:38'15.410
12	<b>26.881</b>	22.018	26.496	21.812	1'37.207	259,6	14:39'52.617
13	26.895	22.043	26.441	21.774	<b>1'37.153</b>	259,6	14:41'29.770
14	27.741	29.115	28.100	22.393	1'47.349	254,1	14:43'17.119
15	27.009	21.983	<b>26.418</b>	21.825	1'37.235	<b>262,8</b>	14:44'54.354
16	26.941	<b>21.968</b>	26.442	21.881	1'37.232	<b>262,8</b>	14:46'31.586

3° 7 M. SCHEIB (1'37.206)							
Lap	Seg.1	Seg.2	Seg.3	Seg.4	Lap Time	km/h	Local Time
1							14:15'41.695
2	45.374	23.035	27.948	22.434	1'58.791P	255,3	14:17'40.486
3	27.717	22.404	27.361	22.045	1'39.527	254,7	14:19'20.013
4	27.225	22.249	27.264	21.918	1'38.656	254,1	14:20'58.669
5	29.133	22.205	26.898	21.871	1'40.107	257,1	14:22'38.776
6	27.400	22.059			1'48.233	218,2	14:24'27.009
7	27.416	22.589	27.648	22.418	1'40.071	252,9	14:26'07.080
8	27.233	25.575	28.015	38.068	1'58.891P	255,9	14:28'05.971
9	10'37.649	23.061	27.611	22.266	1'50.587P	254,7	14:39'56.558
10	27.007	22.229	26.737	<b>21.787</b>	1'37.760	257,1	14:41'34.318
11	<b>26.717</b>	22.147	28.461	22.226	1'39.551	257,1	14:43'13.869
12	26.862	<b>21.936</b>	<b>26.602</b>	21.806	<b>1'37.206</b>	<b>259,6</b>	14:44'51.075
13	32.846	22.638	28.112	28.052	1'51.648	256,5	14:46'42.723

4° 47 A. BASSANI (1'37.215)							
Lap	Seg.1	Seg.2	Seg.3	Seg.4	Lap Time	km/h	Local Time
1							14:15'59.103
2	46.628	23.599	27.305	22.647	2'00.179P	254,1	14:17'59.282
3	27.519	22.432	26.778	22.218	1'38.947C	254,7	14:19'38.229
4	27.339	22.499	26.880	22.209	1'38.927	257,8	14:21'17.156
5	27.102	22.283	26.630	22.378	1'38.393	259,6	14:22'55.549
6	27.429	22.600	26.900	22.247	1'39.176	255,9	14:24'34.725
7	27.218	22.541	27.040	22.089	1'38.888	258,4	14:26'13.613
8	31.084	23.890	27.661	3'34.395	4'57.030P	254,7	14:31'10.643
9	46.134	24.028	27.371	22.534	2'00.067P	255,3	14:33'10.710
10	27.046	22.294	26.471	22.210	1'38.021	260,2	14:34'48.731

11	<b>26.878</b>	22.126	<b>26.427</b>	<b>21.784</b>	<b>1'37.215</b>	260,9	14:36'25.946
12	27.265	<b>22.076</b>	26.537	22.002	1'37.880	<b>261,5</b>	14:38'03.826
13	33.277	24.291	27.346	2'36.335	4'01.249P	255,3	14:42'05.075
14	46.671	23.727	27.285	23.436	2'01.119P	255,9	14:44'06.194
15	27.212	22.244	26.637	22.057	1'38.150	259,0	14:45'44.344

5° 52 A. DELBIANCO (1'37.254)							
Lap	Seg.1	Seg.2	Seg.3	Seg.4	Lap Time	km/h	Local Time
1		22.968	27.762	22.103	248,8	14:16'49.957	
2	27.289	22.239	26.618	<b>21.833</b>	1'37.979	<b>262,8</b>	14:18'27.936
3	27.053	22.005	26.778	22.121	1'37.957	259,6	14:20'05.893
4	31.312	22.625	29.055	22.139	1'45.131C	242,7	14:21'51.024
5	27.976	24.254	28.324	37.060	1'57.614P	252,3	14:23'48.638
6	4'33.996	24.003	28.155	22.283	5'48.437P	254,7	14:29'37.075
7	27.291	22.289	26.747	21.913	1'38.240	259,0	14:31'15.315
8	30.491	22.740	27.590	22.044	1'42.865C	255,3	14:32'58.180
9	27.210	22.056	26.541	21.962	1'37.769	261,5	14:34'35.949
10	27.268	32.884	28.910	22.377	1'51.439	257,8	14:36'27.388
11	27.546	22.030	26.599	21.879	1'38.054	262,1	14:38'05.442
12	<b>27.010</b>	21.983	<b>26.416</b>	<b>21.845</b>	<b>1'37.254</b>	<b>260,2</b>	14:39'42.696
13	27.104	<b>21.925</b>	26.482	22.047	1'37.558C	262,1	14:41'20.254
14	43.377	30.556	30.256	29.938	2'14.127	242,2	14:43'34.381
15	30.697	23.440	28.530	23.218	1'45.885	250,0	14:45'20.266

6° 2 R. TAMBURINI (1'37.370)							
Lap	Seg.1	Seg.2	Seg.3	Seg.4	Lap Time	km/h	Local Time
1							14:16'17.059
2	48.605	24.315	28.677	22.900	2'04.497P	252,3	14:18'21.556
3	27.431	22.278	26.922	22.001	1'38.632	257,1	14:20'00.188
4	27.000	22.133	26.665	21.980	1'37.778	257,1	14:21'37.966
5	26.961	22.074	26.659	21.847	1'37.541	259,0	14:23'15.507
6	27.011	22.117	<b>26.567</b>	21.886	1'37.581	259,0	14:24'53.088
7	27.077	22.081	26.825	4'09.081	5'25.064P	260,2	14:30'18.152
8	46.184	22.680	27.266	21.963	1'58.093P	257,1	14:32'16.245
9	26.906	21.976	26.656	21.832	<b>1'37.370</b>	258,4	14:33'53.615
10	<b>26.882</b>	21.966	26.611	21.940	1'37.399	259,6	14:35'31.014
11	26.991	21.988	26.644	22.022	1'37.645	257,1	14:37'08.659
12	27.131	<b>21.956</b>	26.730	21.962	1'37.779	259,6	14:38'46.438
13	26.993	22.005	27.578	25.767	1'42.343	260,2	14:40'28.781
14	26.961	22.003	26.783	21.982	1'37.729	259,6	14:42'06.510
15	27.093	21.965	26.611	<b>21.802</b>	1'37.471	261,5	14:43'43.981
16	26.959	21.992	26.667	21.810	1'37.428	<b>263,4</b>	14:45'21.409

7° 21 F. MARINO (1'37.470)							
Lap	Seg.1	Seg.2	Seg.3	Seg.4	Lap Time	km/h	Local Time
1							14:15'25.849
2	46.638	23.296	27.604	22.647	2'00.185P	250,6	14:17'26.034
3	27.534	22.431	27.239	22.433	1'39.637	250,6	14:19'05.671
4	27.532	22.343	26.936	22.309	1'39.120	253,5	14:20'44.791
5	27.195	22.226	26.816	22.199	1'38.436	254,7	14:22'23.227
6	28.939	22.223	26.963	39.802	1'57.927P	255,9	14:24'21.154
7	4'12.907	23.648	27.487	22.430	5'26.472P	252,9	14:29'47.626
8	27.234	22.218	<b>26.394</b>	22.104	1'37.950	255,3	14:31'25.576
9	27.077	22.107	26.560	21.988	1'37.732	253,5	14:33'03.308
10	27.112	22.085	26.405	<b>21.971</b>	1'37.573	257,1	14:34'40.881
11	27.223	<b>22.026</b>	26.500	22.047	1'37.796	<b>260,2</b>	14:36'18.677
12	29.232	22.660	27.480	40.787	2'00.159P	251,7	14:38'18.836
13	2'05.804	22.238	26.711	22.003	3'16.756P	255,9	14:41'35.592
14	<b>26.828</b>	22.047	26.431	21.938	1'37.244C	253,5	14:43'12.836
15	26.888	22.044	26.514	22.024	<b>1'37.470</b>	254,1	14:44'50.306
16	30.394	22.829	26.547	22.096	1'41.866	257,8	14:46'32.172

8° 84 R. RUSSO (1'37.536)							
Lap	Seg.1	Seg.2	Seg.3	Seg.4	Lap Time	km/h	Local Time

06/07/2018

P = Pits In/Out - C = Lap Time Cancelled

These data/results cannot be reproduced, stored and/or transmitted in whole or in part by any manner of electronic, mechanical, photocopying, recording, broadcasting or otherwise now known or herein after developed without the previous express consent by the copyright owner, except for reproduction in daily press and regular printed publications on sale to the public within 60 days of the event related to those data/results and always provided that copyright symbol appears together as follows below.

© DORNA WSBK ORGANIZATION Srl 2018

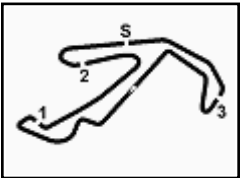




3.5

STK1000

120/06



### PIRELLI Riviera di Rimini Round, 6 - 8 July 2018

#### Superstock 1000 - Chronological Analysis Free Practice 2nd Session

Misano Circuit Sic 58.4.226 m

2 / 4

Lap	Seg.1	Seg.2	Seg.3	Seg.4	Lap Time	km/h	Local Time
1							14:15'58.740
2	46.017	23.104	27.685	22.477	1'59.283P	253,5	14:17'58.023
3	27.690	22.191	26.778	21.985	1'38.644C	252,9	14:19'36.667
4	27.339	22.253	27.099	21.969	1'38.660	254,7	14:21'15.327
5	27.324	22.180	26.706	21.881	1'38.091	255,3	14:22'53.418
6	27.196	22.124	26.689	21.805	1'37.814	254,7	14:24'31.232
7	27.261	22.091	26.922	21.944	1'38.218	255,9	14:26'09.450
8	27.270	22.347	27.368	9'09.329	10'26.314P	254,1	14:36'35.764
9	47.261	22.601	27.253	22.977	2'00.092P	254,1	14:38'35.856
10	27.120	22.177	26.820	21.871	1'37.988	255,9	14:40'13.844
11	27.171	22.003	26.602	21.836	1'37.612	256,5	14:41'51.456
12	30.992	24.898	26.999	22.320	1'45.209	259,6	14:43'36.665
13	27.122	22.079	26.617	21.870	1'37.688	257,1	14:45'14.353

#### 9° 15 F. SANDI (1'37.612)

Lap	Seg.1	Seg.2	Seg.3	Seg.4	Lap Time	km/h	Local Time
1							14:15'58.740
2	46.017	23.104	27.685	22.477	1'59.283P	253,5	14:17'58.023
3	27.690	22.191	26.778	21.985	1'38.644C	252,9	14:19'36.667
4	27.339	22.253	27.099	21.969	1'38.660	254,7	14:21'15.327
5	27.324	22.180	26.706	21.881	1'38.091	255,3	14:22'53.418
6	27.196	22.124	26.689	21.805	1'37.814	254,7	14:24'31.232
7	27.261	22.091	26.922	21.944	1'38.218	255,9	14:26'09.450
8	27.270	22.347	27.368	9'09.329	10'26.314P	254,1	14:36'35.764
9	47.261	22.601	27.253	22.977	2'00.092P	254,1	14:38'35.856
10	27.120	22.177	26.820	21.871	1'37.988	255,9	14:40'13.844
11	27.171	22.003	26.602	21.836	1'37.612	256,5	14:41'51.456
12	30.992	24.898	26.999	22.320	1'45.209	259,6	14:43'36.665
13	27.122	22.079	26.617	21.870	1'37.688	257,1	14:45'14.353

#### 10° 76 S. CAVALIERI (1'37.826)

Lap	Seg.1	Seg.2	Seg.3	Seg.4	Lap Time	km/h	Local Time
1							14:15'58.740
2	55.261	24.963	28.865	22.843	2'11.932P	252,9	14:17'01.154
3	27.689	23.368	27.316	22.127	1'40.500	257,1	14:18'41.654
4	27.278	22.354	27.125	22.101	1'38.858	257,8	14:20'20.512
5	27.347	22.424	27.227	22.750	1'39.748	257,1	14:22'00.260
6	27.528	22.332	26.993	22.073	1'38.926	257,8	14:23'39.186
7	29.682	26.030	27.936	4'30.386	5'54.034P	256,5	14:29'33.220
8	44.216	23.713	27.571	22.226	1'57.726P	254,7	14:31'30.946
9	27.134	22.319	26.900	22.106	1'38.459	257,1	14:33'09.405
10	27.081	22.304	26.861	21.954	1'38.200C	258,4	14:34'47.605
11	26.943	22.142	26.746	21.995	1'37.826	258,4	14:36'25.431
12	27.131	22.122	26.885	21.948	1'38.086	257,1	14:38'03.517
13	33.559	25.229	29.850	22.379	1'51.017	228,3	14:39'54.534
14	27.253	22.232	27.031	21.997	1'38.513	257,1	14:41'33.047
15	27.185	24.945	27.304	22.086	1'41.520	257,8	14:43'14.567
16	26.940	22.194	26.970	21.979	1'38.083	258,4	14:44'52.650
17	27.061	22.223	27.001	21.947	1'38.232	256,5	14:46'30.882

#### 11° 70 L. VITALI (1'37.922)

Lap	Seg.1	Seg.2	Seg.3	Seg.4	Lap Time	km/h	Local Time
1							14:15'58.740
2	48.535	23.098	28.023	22.474	2'02.130P	246,0	14:17'26.519
3	27.575	22.500	27.491	22.349	1'39.915C	255,3	14:19'06.434
4	27.564	22.368	27.277	22.132	1'39.341	255,3	14:20'45.775
5	27.127	22.340	26.912	22.123	1'38.502	257,8	14:22'24.277
6	27.328	22.364	27.081	22.223	1'38.996	256,5	14:24'03.273
7	34.069	25.980	27.857	22.109	1'50.015	257,8	14:25'53.288
8	27.300	22.189	27.126	22.170	1'38.785	257,8	14:27'32.073
9	27.568	22.667	27.160	22.212	1'39.607	256,5	14:29'11.680
10	27.194	25.574	27.449	35.655	1'55.872CP	254,7	14:31'07.552
11	5'48.175	22.645	27.091	22.236	7'00.147P	254,7	14:38'07.699
12	26.940	22.229	26.727	22.026	1'37.922	258,4	14:39'45.621

#### 12° 9 A. MANTOVANI (1'38.085)

Lap	Seg.1	Seg.2	Seg.3	Seg.4	Lap Time	km/h	Local Time
1							14:15'58.740
2	43.855	23.227	27.478	22.575	1'57.135P	254,1	14:17'41.701
3	27.375	22.443	26.899	21.992	1'38.709C	254,7	14:19'20.410
4	27.330	22.414	27.097	22.790	1'39.631	257,1	14:21'00.041
5	27.210	22.457	26.810	21.973	1'38.450	255,9	14:22'38.491
6	27.524	22.452	28.575	36.135	1'54.686P	230,8	14:24'33.177
7	6'38.197	23.746	27.696	22.514	7'52.153P	250,0	14:32'25.330
8	27.417	22.457	27.075	22.087	1'39.036	253,5	14:34'04.366
9	27.179	22.375	27.192	22.054	1'38.800	253,5	14:35'43.166
10	27.137	22.346	26.725	22.002	1'38.210	254,1	14:37'21.376
11	26.982	22.429	26.797	21.877	1'38.085	252,9	14:38'59.461
12	26.960	22.353	26.644	21.935	1'37.892C	253,5	14:40'37.353
13	31.260	22.457	26.770	21.976	1'42.463	253,5	14:42'19.816
14	27.138	22.290	28.812	24.138	1'42.378	238,4	14:44'02.194
15	28.077	23.053	27.592	22.969	1'41.691	253,5	14:45'43.885

#### 13° 45 J. BUEHN (1'38.167)

Lap	Seg.1	Seg.2	Seg.3	Seg.4	Lap Time	km/h	Local Time
1							14:15'58.740
2	27.921	22.548	27.270	22.266	1'40.005	258,4	14:18'33.223
3	27.800	22.510	27.130	22.219	1'39.659	258,4	14:20'12.882
4	27.458	22.614	27.472	22.288	1'39.832	258,4	14:21'52.714
5	27.785	22.811	27.285	4'02.971	5'20.852P	259,6	14:27'13.566
6	45.504	23.743	27.639	22.410	1'59.296P	258,4	14:29'12.862
7	27.530	22.639	27.339	22.374	1'39.882	256,5	14:30'52.744
8	27.370	22.349	28.163	5'27.322	6'45.204P	257,8	14:37'37.948
9	46.441	24.844	28.633	22.823	2'02.741P	249,4	14:39'40.689
10	27.359	22.384	27.200	22.253	1'39.196	257,8	14:41'19.885
11	27.178	22.302	27.149	22.090	1'38.719	258,4	14:42'58.604
12	26.950	22.267	26.858	22.092	1'38.167	257,8	14:44'36.771
13	27.136	22.270	26.996	22.067	1'38.469	257,8	14:46'15.240

#### 14° 51 E. VIONNET (1'38.413)

Lap	Seg.1	Seg.2	Seg.3	Seg.4	Lap Time	km/h	Local Time
1							14:15'58.740
2	53.760	24.341	28.757	22.967	2'09.825P	252,3	14:17'02.814
3	28.174	23.154	27.455	22.340	1'41.123	256,5	14:18'43.937
4	27.791	22.144	27.658	22.219	1'39.812C	256,5	14:20'23.749
5	27.543	22.429	27.291	22.150	1'39.413	256,5	14:22'03.162
6	27.548	22.618	27.158	22.267	1'39.591	257,8	14:23'42.753
7	27.934	22.750	27.509	8'08.742	9'26.935P	261,5	14:33'09.688
8	47.268	23.164	27.701	22.382	2'00.515P	259,0	14:35'10.203
9	27.274	22.290	27.221	22.079	1'38.864	257,8	14:36'49.067
10	27.379	22.156	27.106	22.079	1'38.720	255,9	14:38'27.787
11	27.257	22.215	27.206	22.172	1'38.850	257,8	14:40'06.637
12	27.279	22.113	27.098	21.923	1'38.413	259,0	14:41'45.050
13	27.292	23.308	29.045	22.533	1'42.178	252,9	14:43'27.228
14	27.760	22.364	27.441	22.092	1'39.657	255,3	14:45'06.885

#### 15° 18 A. SANTORO (1'38.543)

Lap	Seg.1	Seg.2	Seg.3	Seg.4	Lap Time	km/h	Local Time
1							14:15'58.740
2	45.404	24.234	27.888	22.793	2'00.319P	249,4	14:18'03.549
3	27.896	23.003	27.164	22.580	1'40.643	250,0	14:19'44.192
4	27.776	22.973	27.164	22.539	1'40.452	250,0	14:21'24.644
5	27.588	22.696	27.022	22.415	1'39.721	253,5	14:23'04.365
6	27.537	22.815	26.977	22.316	1'39.645	252,3	14:24'44.010

06/07/2018 P = Pits In/Out - C = Lap Time Cancelled

These data/results cannot be reproduced, stored and/or transmitted in whole or in part by any manner of electronic, mechanical, photocopying, recording, broadcasting or otherwise now known or herein after developed without the previous express consent by the copyright owner, except for reproduction in daily press and regular printed publications on sale to the public within 60 days of the event related to those data/results and always provided that copyright symbol appears together as follows below.

© DORNA WSBK ORGANIZATION Srl 2018

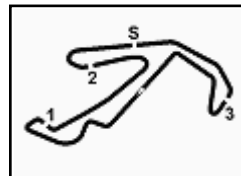
PIRELLI PERUGIA TIMING



Official Tyre Supplier



Official Timekeeper



PIRELLI Riviera di Rimini Round, 6 - 8 July 2018  
Superstock 1000 - Chronological Analysis Free Practice 2nd Session

Misano Circuit Sic 58 4.226 m  
3 / 4

16° 6 E. PUSCEDDU (1'38.632)							
Lap	Seg.1	Seg.2	Seg.3	Seg.4	Lap Time	km/h	Local Time
1		23.341	27.658	22.665		249,4	14:16'51.572
2	28.128	22.688	27.220	22.161	1'40.197	247,7	14:18'31.769
3	30.548	23.695	27.499	22.328	1'44.070	248,3	14:20'15.839
4	27.448	22.367	27.097	22.265	1'39.177	246,0	14:21'55.016
5	28.197	22.958	27.457	2'48.239	4'06.851P	247,1	14:26'01.867
6	52.266	24.818	28.886	25.422	2'11.392P	233,3	14:28'13.259
7	27.683	22.519	26.988	22.205	1'39.395	245,5	14:29'52.654
8	29.407	23.298	28.669	23.536	1'44.910	244,3	14:31'37.564
9	27.377	22.314	26.876	22.130	1'38.697	247,1	14:33'16.261
10	28.925	23.959	27.760	4'27.370	5'48.014CP	244,9	14:39'04.275
11	53.193	26.183	30.465	27.154	2'16.995P	218,6	14:41'21.270
12	28.046	22.763	27.346	22.805	1'40.960	245,5	14:43'02.230
13	27.147	22.309	27.144	22.207	1'38.807	250,0	14:44'41.037
14	27.294	22.370	26.864	22.104	1'38.632	246,0	14:46'19.669

20° 81 A. BERNARDI (1'39.242)							
Lap	Seg.1	Seg.2	Seg.3	Seg.4	Lap Time	km/h	Local Time
1							14:16'01.637
2	46.206	23.977	27.914	22.470	2'00.567P	248,3	14:18'02.204
3	28.242	22.802	27.475	22.335	1'40.854	249,4	14:19'43.058
4	27.902	22.585	27.479	22.202	1'40.168	251,7	14:21'23.226
5	27.696	22.545	27.298	22.223	1'39.762	252,9	14:23'02.988
6	27.864	22.612	27.361	22.312	1'40.149	252,3	14:24'43.137
7	31.547	24.375	27.768	4'57.372	6'21.062P	251,7	14:31'04.199
8	45.954	25.176	30.038	22.944	2'04.112P	248,8	14:33'08.311
9	27.945	22.850	27.247	22.637	1'40.679	252,9	14:34'48.990
10	27.478	22.418	27.179	22.291	1'39.366	253,5	14:36'28.356
11	27.927	22.564	27.189	22.193	1'39.873	254,7	14:38'08.229
12	28.139	22.951	27.513	2'30.470	3'49.073P	251,2	14:41'57.302
13	54.887	23.808	27.563	22.751	2'09.009P	252,9	14:44'06.311
14	27.709	22.474	26.868	22.191	1'39.242	254,7	14:45'45.553

17° 23 L. SALVADORI (1'38.770)							
Lap	Seg.1	Seg.2	Seg.3	Seg.4	Lap Time	km/h	Local Time
1							14:15'42.393
2	44.983	22.975	28.107	22.299	1'58.364P	254,7	14:17'40.757
3	27.602	22.420	27.362	22.000	1'39.384	255,9	14:19'20.141
4	27.362	22.337	27.092	21.979	1'38.770	255,3	14:20'58.911
5	27.390	22.382	27.291	22.115	1'39.178	254,1	14:22'38.089
6	28.812	22.665	28.355	3'15.596	4'35.428P	245,5	14:27'13.517
7	48.875	23.657	28.551	23.254	2'04.337P	248,3	14:29'17.854
8	27.654	27.036	33.708	25.848	1'54.246	166,4	14:31'12.100
9	27.657	23.566	30.826	24.337	1'46.386	238,4	14:32'58.486
10	27.324	22.317	26.925	22.254	1'38.820	257,8	14:34'37.306
11	27.480	22.245	27.093	22.220	1'39.038		14:36'16.344
12	32.078	24.798	33.866	4'10.493	5'41.235P	163,9	14:41'57.579
13	55.770	25.154	28.979	24.325	2'14.228P	247,1	14:44'11.807
14	27.601	22.443	27.182	22.320	1'39.546C	254,7	14:45'51.353

21° 41 F. D'ANNUNZIO (1'39.264)							
Lap	Seg.1	Seg.2	Seg.3	Seg.4	Lap Time	km/h	Local Time
1							14:15'29.854
2	46.384	23.513	27.462	22.470	1'59.829P	248,3	14:17'29.683
3	27.421	22.517	27.175	22.230	1'39.343	250,0	14:19'09.026
4	27.563	22.533	27.110	22.195	1'39.401	242,7	14:20'48.427
5	28.118	22.905	28.423	4'11.724	5'31.170P	245,5	14:26'19.597
6	50.580	28.258	31.234	1'08.045	2'58.117P	241,1	14:29'17.714
7	47.743	24.169	30.484	23.863	2'06.259P	224,5	14:31'23.973
8	29.092	23.096	27.335	22.485	1'42.008	250,6	14:33'05.981
9	27.508	22.579	28.072	3'38.256	4'56.415CP	251,2	14:38'02.396
10	46.295	23.480	27.689	23.027	2'00.491P	246,6	14:40'02.887
11	27.604	22.575	27.118	22.411	1'39.708	250,6	14:41'42.595
12	27.459	22.573	27.343	22.213	1'39.588	253,5	14:43'22.183
13	27.432	22.445	27.101	22.286	1'39.264	251,7	14:45'01.447

18° 59 A. SCHACHT (1'38.870)							
Lap	Seg.1	Seg.2	Seg.3	Seg.4	Lap Time	km/h	Local Time
1		23.502	27.721	22.581		250,6	14:16'51.383
2	28.488	22.825	27.076	22.403	1'40.792	253,3	14:18'32.175
3	28.784	28.270	28.942	22.316	1'48.312	241,6	14:20'20.487
4	27.634	22.566	27.113	22.523	1'39.836	254,1	14:22'00.323
5	27.930	22.546	27.225	22.136	1'39.837	250,0	14:23'40.160
6	27.999	27.045	27.940	35.556	1'58.540P	250,0	14:25'38.700
7	6'07.428	23.425	27.503	22.285	7'20.641P	248,3	14:32'59.341
8	27.559	22.619	27.089	22.423	1'39.690	251,2	14:34'39.031
9	27.595	22.500	27.169	22.211	1'39.475	251,2	14:36'18.506
10	27.931	23.848	28.787	35.982	1'56.548CP	246,0	14:38'15.054
11	2'26.954	22.972	26.918	22.149	3'38.993CP	252,3	14:41'54.047
12	27.234	22.603	26.901	22.132	1'38.870	251,2	14:43'32.917
13	27.290	22.547	26.896	22.099	1'38.832C	251,7	14:45'11.749

22° 77 T. ALBERTO (1'39.363)							
Lap	Seg.1	Seg.2	Seg.3	Seg.4	Lap Time	km/h	Local Time
1		23.970	28.330	22.976		254,1	14:16'54.278
2	28.214	23.057	27.365	23.204	1'41.840	256,5	14:18'36.118
3	28.348	22.849	27.547	23.135	1'41.879	253,3	14:20'17.997
4	28.217	23.000	28.142	22.821	1'42.180	254,1	14:22'00.177
5	28.916	22.952	27.389	22.486	1'41.743	255,9	14:23'41.920
6	27.944	22.813	27.686	22.454	1'40.897	254,1	14:25'22.817
7	28.039	22.910	27.618	22.637	1'41.204	256,5	14:27'04.021
8	27.865	22.779	27.497	22.302	1'40.443	254,1	14:28'44.464
9	27.821	22.832	27.962	6'29.992	7'48.607P	255,3	14:36'33.071
10	50.334	23.181	27.500	22.693	2'03.708P	254,1	14:38'36.779
11	27.547	22.580	26.931	22.437	1'39.495	257,1	14:40'16.274
12	27.472	22.570	26.900	22.421	1'39.363	255,3	14:41'55.637

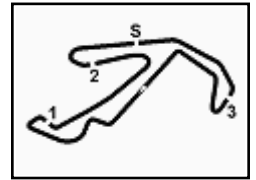
19° 16 G. RUIJU (1'39.131)							
Lap	Seg.1	Seg.2	Seg.3	Seg.4	Lap Time	km/h	Local Time
1		23.468	27.696	22.559		252,3	14:16'50.694

06/07/2018 P = Pits In/Out - C = Lap Time Cancelled

These data/results cannot be reproduced, stored and/or transmitted in whole or in part by any manner of electronic, mechanical, photocopying, recording, broadcasting or otherwise now known or herein after developed without the previous express consent by the copyright owner, except for reproduction in daily press and regular printed publications on sale to the public within 60 days of the event related to those data/results and always provided that copyright symbol appears together as follows below.

© DORNA WSBK ORGANIZATION Srl 2018





### PIRELLI Riviera di Rimini Round, 6 - 8 July 2018

#### Superstock 1000 - Chronological Analysis Free Practice 2nd Session

Misano Circuit Sic 58 4.226 m

4 / 4

23° 55 F. MARCHIONNI (1'39.538)															
Lap	Seg.1	Seg.2	Seg.3	Seg.4	Lap Time	km/h	Local Time								
13	27.994	23.323	27.218	22.554	1'41.089	255,9	14:43'36.726	6	28.547	23.995	30.034	4'10.015	5'32.591P	243,8	14:32'04.433
14	27.833	22.691	26.957	22.290	1'39.771C	255,3	14:45'16.497	7	52.644	25.022	29.371	23.154	2'10.191P	242,2	14:34'14.624
								8	28.162	23.382	27.806	22.705	1'42.055	244,3	14:35'56.679
								9	<b>27.804</b>	23.190	27.711	22.695	1'41.400	248,3	14:37'38.079
								10	27.870	<b>23.075</b>	27.658	22.750	<b>1'41.353</b>	248,8	14:39'19.432
								11	30.361	30.130	30.524	26.628	1'57.643	218,2	14:41'17.075
								12	28.355	23.553	28.108	22.744	1'42.760	243,2	14:42'59.835
								13	27.829	23.375	27.725	22.843	1'41.772	<b>250,0</b>	14:44'41.607
								14	27.917	23.199	<b>27.654</b>	<b>22.655</b>	1'41.425	244,9	14:46'23.032

27° 22 S. FUGARDI (1'41.554)															
Lap	Seg.1	Seg.2	Seg.3	Seg.4	Lap Time	km/h	Local Time								
1							14:15'00.976								
2	53.469	25.561	29.306	23.851	2'12.187P	247,7	14:16'59.808								
3	28.604	23.861	27.965	23.094	1'43.524	248,3	14:18'43.332								
4	27.983	23.368	27.730	23.070	1'42.151C	248,8	14:20'25.483								
5	28.256	23.460	27.571	23.155	1'42.442C	248,8	14:22'07.925								
6	33.800	27.629	30.658	1'31.962	3'04.049CP	234,8	14:25'11.974								
7	52.523	25.644	29.178	32.096	2'19.441P	244,9	14:27'31.415								
8	28.488	23.744	27.560	23.068	1'42.860	<b>250,6</b>	14:29'14.275								
9	27.804	23.383	<b>27.328</b>	23.039	<b>1'41.554</b>	<b>250,6</b>	14:30'55.829								
10	<b>27.782</b>	23.424	27.563	23.109	1'41.878	248,8	14:32'37.707								
11	33.451	30.256	30.820	27.417	2'01.944	240,0	14:34'39.651								
12	27.943	23.299	27.480	<b>22.832</b>	<b>1'41.554</b>	249,4	14:36'21.205								
13	28.194	23.499	27.337	23.056	1'42.086	250,0	14:38'03.291								
14	33.499	29.217	31.469	26.060	2'00.245C	231,3	14:40'03.536								
15	27.987	23.380	29.026	22.956	1'43.349C	249,4	14:41'46.885								
16	27.888	23.497	27.743	22.989	1'42.117	248,8	14:43'29.002								
17	27.987	<b>23.181</b>	27.578	22.990	1'41.736	<b>250,6</b>	14:45'10.738								

24° 31 V. SUCHET (1'39.867)							
Lap	Seg.1	Seg.2	Seg.3	Seg.4	Lap Time	km/h	Local Time
1							14:15'00.976
2	47.227	24.266	28.583	23.565	2'03.641P	247,1	14:17'04.617
3	28.651	23.409	28.582	23.169	1'43.811	248,3	14:18'48.428
4	28.359	22.966	27.542	22.846	1'41.713	247,1	14:20'30.141
5	28.079	22.963	27.625	22.892	1'41.559	248,3	14:22'11.700
6	27.984	22.888	27.577	22.665	1'41.114	249,4	14:23'52.814
7	27.795	22.658	27.500	22.648	1'40.601	248,3	14:25'33.415
8	28.526	24.470	28.298	5'46.049	7'07.343P	247,7	14:32'40.758
9	48.703	25.265	27.608	22.741	2'04.317P	248,3	14:34'45.075
10	27.755	<b>22.651</b>	27.398	22.546	1'40.350	248,8	14:36'25.425
11	27.642	22.722	27.123	22.569	1'40.056	<b>250,0</b>	14:38'05.481
12	27.656	22.656	<b>27.073</b>	22.482	<b>1'39.867</b>	<b>250,0</b>	14:39'45.348
13	27.978	23.598	29.444	1'18.115	2'39.135P	235,3	14:42'24.483
14	45.482	24.048	27.348	22.692	1'59.570P	248,3	14:44'24.053
15	<b>27.620</b>	22.836	27.123	<b>22.441</b>	1'40.020	249,4	14:46'04.073

25° 46 M. CUDEVILLE (1'41.320)							
Lap	Seg.1	Seg.2	Seg.3	Seg.4	Lap Time	km/h	Local Time
1							14:15'08.946
2	44.084	24.363	28.841	23.432	2'00.720P	245,5	14:17'09.666
3	28.398	23.206	28.224	23.166	1'42.994	247,1	14:18'52.660
4	28.375	22.930	27.805	22.967	1'42.077	248,3	14:20'34.737
5	28.459	23.045	27.938	22.756	1'42.198	248,8	14:22'16.935
6	28.253	23.435	28.132	23.145	1'42.965	244,3	14:23'59.900
7	28.348	23.156	27.798	22.826	1'42.128	<b>250,6</b>	14:25'42.028
8	28.114	22.991	27.667	22.875	1'41.647	<b>250,6</b>	14:27'23.675
9	37.637	25.055	29.666	6'23.199	7'55.557P	244,9	14:35'19.232
10	54.286	25.745	29.559	23.625	2'13.215P	239,5	14:37'32.447
11	<b>27.975</b>	23.021	27.974	22.760	1'41.730	247,1	14:39'14.177
12	28.008	23.028	27.819	22.723	1'41.578	248,8	14:40'55.755
13	28.139	22.961	27.684	22.675	1'41.459	250,0	14:42'37.214
14	33.312	23.950	28.046	23.037	1'48.345	249,4	14:44'25.559
15	28.206	<b>22.871</b>	<b>27.579</b>	<b>22.664</b>	<b>1'41.320</b>	249,4	14:46'06.879

26° 80 A. PONTONE (1'41.353)							
Lap	Seg.1	Seg.2	Seg.3	Seg.4	Lap Time	km/h	Local Time
1							14:16'40.665
2	48.216	25.758	30.506	24.328	2'08.808P	212,2	14:18'49.473
3	29.003	23.605	28.145	22.874	1'43.627	246,0	14:20'33.100
4	31.314	23.946	28.312	2'29.439	3'53.011P	244,3	14:24'26.111
5	47.653	25.846	28.970	23.262	2'05.731P	244,9	14:26'31.842

06/07/2018 P = Pits In/Out - C = Lap Time Cancelled

These data/results cannot be reproduced, stored and/or transmitted in whole or in part by any manner of electronic, mechanical, photocopying, recording, broadcasting or otherwise now known or herein after developed without the previous express consent by the copyright owner, except for reproduction in daily press and regular printed publications on sale to the public within 60 days of the event related to those data/results and always provided that copyright symbol appears together as follows below.

© DORNA WSBK ORGANIZATION Srl 2018