

PIRELLI Riviera di Rimini Round, 6 - 8 July 2018

Superstock 1000 - Combined Results

Misano Circuit Sic 58 4.226 m

No.	Rider	Nat	Team	Bike	FP1	FP2	FP3	Time	Gap	Rel.	Avg Laps
1	28 M. REITERBERGER	GER	alpha Racing-Van Zon-BMW	BMW S 1000 RR	1'37.040	1'36.548	1'36.075	1'36.075			158,351 41
2	2 R. TAMBURINI	ITA	Berclaz Racing Team	BMW S 1000 RR	1'37.588	1'37.370	1'36.466	1'36.466	0.391	0.391	157,709 37
3	84 R. RUSSO	ITA	MOTOCORSA Racing	Ducati 1199 Panigale R	1'37.806	1'37.536	1'36.943	1'36.943	0.868	0.477	156,933 38
4	11 M. FERRARI	ITA	Barni Racing Team	Ducati 1199 Panigale R	1'38.089	1'37.153	1'37.454	1'37.153	1.078	0.210	156,594 46
5	7 M. SCHEIB	CHI	Aprilia Racing Team	Aprilia RSV4 RF	1'38.840	1'37.206	1'37.783	1'37.206	1.131	0.053	156,509 42
6	15 F. SANDI	ITA	MOTOCORSA Racing	Ducati 1199 Panigale R	1'38.056	1'37.612	1'37.209	1'37.209	1.134	0.003	156,504 34
7	47 A. BASSANI	ITA	DMR Racing	BMW S 1000 RR	1'38.571	1'37.215	1'37.762	1'37.215	1.140	0.006	156,494 43
8	52 A. DELBIANCO	ITA	GULF ALTHEA BMW Racing Team	BMW S 1000 RR	1'38.224	1'37.254	1'37.364	1'37.254	1.179	0.039	156,432 35
9	21 F. MARINO	FRA	URBIS Yamaha Motocrossing STK Team	Yamaha YZF R1	1'38.157	1'37.470	1'37.731	1'37.470	1.395	0.216	156,085 46
10	76 S. CAVALIERI	ITA	Barni Racing Team	Ducati 1199 Panigale R	1'38.145	1'37.826	1'37.597	1'37.597	1.522	0.127	155,882 47
11	9 A. MANTOVANI	ITA	Nuova M2 Racing	Aprilia RSV4 RF	1'38.391	1'38.085	1'37.602	1'37.602	1.527	0.005	155,874 42
12	23 L. SALVADORI	ITA	Berclaz Racing Team	BMW S 1000 RR	1'38.894	1'38.770	1'37.786	1'37.786	1.711	0.184	155,581 35
13	70 L. VITALI	ITA	Aprilia Racing Team	Aprilia RSV4 RF	1'38.284	1'37.922	1'37.939	1'37.922	1.847	0.136	155,364 40
14	51 E. VIONNET	SUI	MOTOS VIONNET	BMW S 1000 RR	1'39.336	1'38.413	1'38.071	1'38.071	1.996	0.149	155,128 40
15	45 J. BUEHN	GER	alpha Racing-Van Zon-BMW	BMW S 1000 RR	1'39.281	1'38.167	1'38.384	1'38.167	2.092	0.096	154,977 33
16	6 E. PUSCEDDU	ITA	D.K. Racing	BMW S 1000 RR	1'39.789	1'38.632	1'38.221	1'38.221	2.146	0.054	154,892 31
17	18 A. SANTORO	ITA	URBIS Yamaha Motocrossing STK Team	Yamaha YZF R1	1'39.465	1'38.543	1'38.877	1'38.543	2.468	0.322	154,385 43
18	81 A. BERNARDI	ITA	DMR Racing	BMW S 1000 RR	1'38.653	1'39.242	1'38.671	1'38.653	2.578	0.110	154,213 38
19	59 A. SCHACHT	DEN	EAB SCHACHT Racing Team	Ducati 1199 Panigale R	1'39.824	1'38.870	1'38.703	1'38.703	2.628	0.050	154,135 39
20	41 F. D'ANNUNZIO	ITA	C.M. Racing	Kawasaki ZX-10RR	1'40.459	1'39.264	1'38.791	1'38.791	2.716	0.088	153,998 35
21	55 F. MARCHIONNI	ITA	SPEED ACTION	Yamaha YZF R1	1'40.657	1'39.538	1'38.843	1'38.843	2.768	0.052	153,917 34
22	16 G. RUJU	ITA	Team Pedercini Racing	Kawasaki ZX-10RR	1'39.904	1'39.131	1'39.197	1'39.131	3.056	0.288	153,470 42
23	77 T. ALBERTO	PHI	MOTOCORSA Racing	Ducati 1199 Panigale R	1'41.833	1'39.363		1'39.363	3.288	0.232	153,111 32
24	31 V. SUCHET	SUI	Flembo Leader Team	Kawasaki ZX-10RR	1'42.309	1'39.867	1'42.150	1'39.867	3.792	0.504	152,339 28
25	80 A. PONTONE	ITA	FM Motoracing	Yamaha YZF R1	1'41.675	1'41.353	1'40.612	1'40.612	4.537	0.745	151,211 40
26	22 S. FUGARDI	ITA	FM Motoracing	Yamaha YZF R1	1'41.584	1'41.554	1'40.773	1'40.773	4.698	0.161	150,969 45
27	46 M. CUDEVILLE	FRA	Flembo Leader Team	Kawasaki ZX-10RR	1'42.013	1'41.320	1'40.958	1'40.958	4.883	0.185	150,692 42

07/07/2018

These data/results cannot be reproduced, stored and/or transmitted in whole or in part by any manner of electronic, mechanical, photocopying, recording, broadcasting or otherwise now known or herein after developed without the previous express consent by the copyright owner, except for reproduction in daily press and regular printed publications on sale to the public within 60 days of the event related to those data/results and always provided that copyright symbol appears together as follows below.

© DORNA WSBK ORGANIZATION Srl 2018

PIRELLI PERUGIA TIMING



Official Tyre Supplier



Official Timekeeper

PIRELLI Riviera di Rimini Round, 6 - 8 July 2018

Superstock 1000 - Results Free Practice 3rd Session

No.	Rider	Nat	Team	Bike	Time	Gap	Rel.	Laps	Speed	
									Avg	Max
1	28 M. REITERBERGER	GER	alpha Racing-Van Zon-BMW	BMW S 1000 RR	1'36.075			15	158,351	258,4
2	2 R. TAMBURINI	ITA	Berclaz Racing Team	BMW S 1000 RR	1'36.466	0.391	0.391	14	157,709	263,4
3	84 R. RUSSO	ITA	MOTOCORSA Racing	Ducati 1199 Panigale R	1'36.943	0.868	0.477	13	156,933	259,6
4	15 F. SANDI	ITA	MOTOCORSA Racing	Ducati 1199 Panigale R	1'37.209	1.134	0.266	11	156,504	257,8
5	52 A. DELBIANCO	ITA	GULF ALTHEA BMW Racing Team	BMW S 1000 RR	1'37.364	1.289	0.155	8	156,255	263,4
6	11 M. FERRARI	ITA	Barni Racing Team	Ducati 1199 Panigale R	1'37.454	1.379	0.090	16	156,111	260,9
7	76 S. CAVALIERI	ITA	Barni Racing Team	Ducati 1199 Panigale R	1'37.597	1.522	0.143	15	155,882	259,6
8	9 A. MANTOVANI	ITA	Nuova M2 Racing	Aprilia RSV4 RF	1'37.602	1.527	0.005	15	155,874	257,1
9	21 F. MARINO	FRA	URBIS Yamaha Motocrossing STK Team	Yamaha YZF R1	1'37.731	1.656	0.129	16	155,668	256,5
10	47 A. BASSANI	ITA	DMR Racing	BMW S 1000 RR	1'37.762	1.687	0.031	15	155,619	261,5
11	7 M. SCHEIB	CHI	Aprilia Racing Team	Aprilia RSV4 RF	1'37.783	1.708	0.021	15	155,585	259,0
12	23 L. SALVADORI	ITA	Berclaz Racing Team	BMW S 1000 RR	1'37.786	1.711	0.003	13	155,581	257,8
13	70 L. VITALI	ITA	Aprilia Racing Team	Aprilia RSV4 RF	1'37.939	1.864	0.153	11	155,338	259,6
14	51 E. VIONNET	SUI	MOTOS VIONNET	BMW S 1000 RR	1'38.071	1.996	0.132	13	155,128	259,0
15	6 E. PUSCEDDU	ITA	D.K. Racing	BMW S 1000 RR	1'38.221	2.146	0.150	5	154,892	248,8
16	45 J. BUEHN	GER	alpha Racing-Van Zon-BMW	BMW S 1000 RR	1'38.384	2.309	0.163	8	154,635	260,2
17	81 A. BERNARDI	ITA	DMR Racing	BMW S 1000 RR	1'38.671	2.596	0.287	12	154,185	254,1
18	59 A. SCHACHT	DEN	EAB SCHACHT Racing Team	Ducati 1199 Panigale R	1'38.703	2.628	0.032	12	154,135	255,9
19	41 F. D'ANNUNZIO	ITA	C.M. Racing	Kawasaki ZX-10RR	1'38.791	2.716	0.088	13	153,998	252,9
20	55 F. MARCHIONNI	ITA	SPEED ACTION	Yamaha YZF R1	1'38.843	2.768	0.052	8	153,917	252,9
21	18 A. SANTORO	ITA	URBIS Yamaha Motocrossing STK Team	Yamaha YZF R1	1'38.877	2.802	0.034	14	153,864	255,9
22	16 G. RUIU	ITA	Team Pedercini Racing	Kawasaki ZX-10RR	1'39.197	3.122	0.320	12	153,368	259,0
23	80 A. PONTONE	ITA	FM Motoracing	Yamaha YZF R1	1'40.612	4.537	1.415	15	151,211	250,0
24	22 S. FUGARDI	ITA	FM Motoracing	Yamaha YZF R1	1'40.773	4.698	0.161	14	150,969	251,7
25	46 M. CUDEVILLE	FRA	Flembo Leader Team	Kawasaki ZX-10RR	1'40.958	4.883	0.185	13	150,692	257,1
26	31 V. SUCHET	SUI	Flembo Leader Team	Kawasaki ZX-10RR	1'42.150	6.075	1.192	2	148,934	251,2
----- Out 107% in this Session -----										
27	77 T. ALBERTO	PHI	MOTOCORSA Racing	Ducati 1199 Panigale R				5		184,3

Qualifying Lap Time (107% of 1'36.075): **1'42.801**

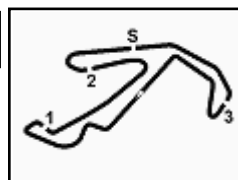
AIR	Humidity:	63%	Temp:	26°C
TRACK	Condition:	Dry	Temp:	34°C

Records	Pole	2015	L.Savadori	1'36.384	157,840	Km/h
	Race (RC)	2016	R.De Rosa	1'36.725	157,290	Km/h
	Circuit	2015	L.Savadori	1'36.384	157,840	Km/h

Start 07/07/2018 09:45 End 10:17 The results are provisional until the end of the time limit for protests and appeals and the completion of the technical checks.

These data/results cannot be reproduced, stored and/or transmitted in whole or in part by any manner of electronic, mechanical, photocopying, recording, broadcasting or otherwise now known or herein after developed without the previous express consent by the copyright owner, except for reproduction in daily press and regular printed publications on sale to the public within 60 days of the event related to those data/results and always provided that copyright symbol appears together as follows below.

© DORNA WSBK ORGANIZATION Srl 2018



PIRELLI Riviera di Rimini Round, 6 - 8 July 2018

Superstock 1000 - Results Free Practice 3rd Session

Session Highlights

Local Time	No. Rider	Description
09.45.00		Start
09.47.44	84 R. RUSSO	Check Transponder
09.48.57	52 A. DELBIANCO	On the Gravel - Re-Joined - Turn 1
09.50.08	31 V. SUCHET	Crashed - Turn 11
09.50.59	84 R. RUSSO	Check Transponder
09.51.21	80 A. PONTONE	Current Lap Cancelled - Exceeded Track Limits - Turn 6
09.53.32	45 J. BUEHN	Current Lap Cancelled - Exceeded Track Limits - Turn 6
09.54.07	16 G. RUIU	On the Gravel - Re-Joined - Turn 1
09.54.29	45 J. BUEHN	Crashed - Turn 5
09.54.57	45 J. BUEHN	Re-joined
09.56.06	52 A. DELBIANCO	On the Gravel - Re-Joined - Turn 1
09.58.02	84 R. RUSSO	Check Transponder
09.58.34	2 R. TAMBURINI	On the Gravel - Re-Joined - Turn 1
09.58.54	7 M. SCHEIB	On the Gravel - Re-Joined - Turn 1
10.04.20	7 M. SCHEIB	On the Gravel - Re-Joined - Turn 1
10.08.08	52 A. DELBIANCO	Crashed - Turn 4
10.08.57	52 A. DELBIANCO	Re-joined
10.11.07	41 F. D'ANNUNZIO	Lap Cancelled (1'38.785) - Exceeded Track Limits - Turn 6
10.11.10	11 M. FERRARI	Lap Cancelled (1'37.689) - Exceeded Track Limits - Turn 6
10.11.21	16 G. RUIU	Lap Cancelled (1'38.929) - Exceeded Track Limits - Turn 6
10.11.29	59 A. SCHACHT	Lap Cancelled (1'43.382) - Exceeded Track Limits - Turn 6
10.11.42	47 A. BASSANI	On the Gravel - Re-Joined - Turn 1
10.12.58	23 L. SALVADORI	On the Gravel - Re-Joined - Turn 1
10.14.22	2 R. TAMBURINI	Crashed - Turn 2
10.14.52	2 R. TAMBURINI	Re-joined
10.17.15		End Of Session

Fastest Laps Sequence

No. Rider	Nat	Team	Bike	Local Time	Time	Gap	Avg
52 A. DELBIANCO	ITA	GULF ALTHEA BMW Racing Team	BMW S 1000 RR	09:48'27.644	1'37.364		156,255
84 R. RUSSO	ITA	MOTOCORSA Racing	Ducati 1199 Panigale R	09:48'49.988	1'37.195	-0.169	156,527
28 M. REITERBERGER	GER	alpha Racing-Van Zon-BMW	BMW S 1000 RR	09:51'46.812	1'36.547	-0.648	157,577
28 M. REITERBERGER	GER	alpha Racing-Van Zon-BMW	BMW S 1000 RR	09:53'22.887	1'36.075	-0.472	158,351

Start 07/07/2018 09:45 End 10:17 The results are provisional until the end of the time limit for protests and appeals and the completion of the technical checks.

These data/results cannot be reproduced, stored and/or transmitted in whole or in part by any manner of electronic, mechanical, photocopying, recording, broadcasting or otherwise now known or herein after developed without the previous express consent by the copyright owner, except for reproduction in daily press and regular printed publications on sale to the public within 60 days of the event related to those data/results and always provided that copyright symbol appears together as follows below.

© DORNA WSBK ORGANIZATION Srl 2018

PIRELLI Riviera di Rimini Round, 6 - 8 July 2018

Superstock 1000 - Best Sector & Speed Free Practice 3rd Session

Misano Circuit Sic 58 4.226 m

BEST LAP			
1	28 M. REITERBERGER	BMW S 1000 RR	1'36.075
2	2 R. TAMBURINI	BMW S 1000 RR	1'36.466
3	84 R. RUSSO	Ducati 1199 Panigale R	1'36.943
4	15 F. SANDI	Ducati 1199 Panigale R	1'37.209
5	52 A. DELBIANCO	BMW S 1000 RR	1'37.364
6	11 M. FERRARI	Ducati 1199 Panigale R	1'37.454
7	76 S. CAVALIERI	Ducati 1199 Panigale R	1'37.597
8	9 A. MANTOVANI	Aprilia RSV4 RF	1'37.602
9	21 F. MARINO	Yamaha YZF R1	1'37.731
10	47 A. BASSANI	BMW S 1000 RR	1'37.762
11	7 M. SCHEIB	Aprilia RSV4 RF	1'37.783
12	23 L. SALVADORI	BMW S 1000 RR	1'37.786
13	70 L. VITALI	Aprilia RSV4 RF	1'37.939
14	51 E. VIONNET	BMW S 1000 RR	1'38.071
15	6 E. PUSCEDDU	BMW S 1000 RR	1'38.221
16	45 J. BUEHN	BMW S 1000 RR	1'38.384
17	81 A. BERNARDI	BMW S 1000 RR	1'38.671
18	59 A. SCHACHT	Ducati 1199 Panigale R	1'38.703
19	41 F. D'ANNUNZIO	Kawasaki ZX-10RR	1'38.791
20	55 F. MARCHIONNI	Yamaha YZF R1	1'38.843
21	18 A. SANTORO	Yamaha YZF R1	1'38.877
22	16 G. RUIU	Kawasaki ZX-10RR	1'39.197
23	80 A. PONTONE	Yamaha YZF R1	1'40.612
24	22 S. FUGARDI	Yamaha YZF R1	1'40.773
25	46 M. CUDEVILLE	Kawasaki ZX-10RR	1'40.958
26	31 V. SUCHET	Kawasaki ZX-10RR	1'42.150
27	77 T. ALBERTO	Ducati 1199 Panigale R	

SPEED			
1	2 R. TAMBURINI	BMW S 1000 RR	263,4
2	52 A. DELBIANCO	BMW S 1000 RR	263,4
3	47 A. BASSANI	BMW S 1000 RR	261,5
4	11 M. FERRARI	Ducati 1199 Panigale R	260,9
5	45 J. BUEHN	BMW S 1000 RR	260,2
6	76 S. CAVALIERI	Ducati 1199 Panigale R	259,6
7	70 L. VITALI	Aprilia RSV4 RF	259,6
8	84 R. RUSSO	Ducati 1199 Panigale R	259,6
9	51 E. VIONNET	BMW S 1000 RR	259,0
10	7 M. SCHEIB	Aprilia RSV4 RF	259,0
11	16 G. RUIU	Kawasaki ZX-10RR	259,0
12	28 M. REITERBERGER	BMW S 1000 RR	258,4
13	23 L. SALVADORI	BMW S 1000 RR	257,8
14	15 F. SANDI	Ducati 1199 Panigale R	257,8
15	9 A. MANTOVANI	Aprilia RSV4 RF	257,1
16	46 M. CUDEVILLE	Kawasaki ZX-10RR	257,1
17	21 F. MARINO	Yamaha YZF R1	256,5
18	18 A. SANTORO	Yamaha YZF R1	255,9
19	59 A. SCHACHT	Ducati 1199 Panigale R	255,9
20	81 A. BERNARDI	BMW S 1000 RR	254,1
21	55 F. MARCHIONNI	Yamaha YZF R1	252,9
22	41 F. D'ANNUNZIO	Kawasaki ZX-10RR	252,9
23	22 S. FUGARDI	Yamaha YZF R1	251,7
24	31 V. SUCHET	Kawasaki ZX-10RR	251,2
25	80 A. PONTONE	Yamaha YZF R1	250,0
26	6 E. PUSCEDDU	BMW S 1000 RR	248,8
27	77 T. ALBERTO	Ducati 1199 Panigale R	184,3

SEG. 1		
1	28 M. REITERBERGER	26.531
2	2 R. TAMBURINI	26.585
3	84 R. RUSSO	26.813
4	76 S. CAVALIERI	26.831
5	9 A. MANTOVANI	26.874
6	21 F. MARINO	26.968
7	70 L. VITALI	26.971
8	11 M. FERRARI	26.974
9	47 A. BASSANI	26.976
10	41 F. D'ANNUNZIO	27.007
11	52 A. DELBIANCO	27.013
12	15 F. SANDI	27.086
13	18 A. SANTORO	27.109
14	23 L. SALVADORI	27.112
15	7 M. SCHEIB	27.120
16	51 E. VIONNET	27.123
17	55 F. MARCHIONNI	27.178
18	6 E. PUSCEDDU	27.193
19	45 J. BUEHN	27.292
20	81 A. BERNARDI	27.352
21	59 A. SCHACHT	27.400
22	80 A. PONTONE	27.483
23	16 G. RUIU	27.591
24	22 S. FUGARDI	27.747
25	31 V. SUCHET	27.874
26	46 M. CUDEVILLE	28.090

SEG. 2		
1	28 M. REITERBERGER	21.766
2	15 F. SANDI	21.769
3	2 R. TAMBURINI	21.803
4	84 R. RUSSO	21.934
5	52 A. DELBIANCO	21.939
6	11 M. FERRARI	21.968
7	7 M. SCHEIB	21.997
8	76 S. CAVALIERI	22.023
9	21 F. MARINO	22.035
10	9 A. MANTOVANI	22.092
11	47 A. BASSANI	22.113
12	70 L. VITALI	22.117
13	51 E. VIONNET	22.142
14	23 L. SALVADORI	22.149
15	45 J. BUEHN	22.158
16	81 A. BERNARDI	22.178
17	6 E. PUSCEDDU	22.264
18	41 F. D'ANNUNZIO	22.293
19	16 G. RUIU	22.300
20	59 A. SCHACHT	22.311
21	55 F. MARCHIONNI	22.489
22	18 A. SANTORO	22.530
23	46 M. CUDEVILLE	22.678
24	31 V. SUCHET	22.726
25	22 S. FUGARDI	22.981
26	80 A. PONTONE	23.059
27	77 T. ALBERTO	30.033

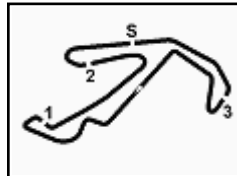
SEG. 3		
1	28 M. REITERBERGER	26.093
2	2 R. TAMBURINI	26.371
3	52 A. DELBIANCO	26.395
4	15 F. SANDI	26.449
5	21 F. MARINO	26.477
6	11 M. FERRARI	26.537
7	84 R. RUSSO	26.573
8	9 A. MANTOVANI	26.605
9	47 A. BASSANI	26.619
10	76 S. CAVALIERI	26.667
11	23 L. SALVADORI	26.683
12	45 J. BUEHN	26.724
13	18 A. SANTORO	26.740
14	6 E. PUSCEDDU	26.750
15	51 E. VIONNET	26.750
16	70 L. VITALI	26.762
17	7 M. SCHEIB	26.776
18	16 G. RUIU	26.820
19	81 A. BERNARDI	26.869
20	55 F. MARCHIONNI	26.901
21	59 A. SCHACHT	26.905
22	41 F. D'ANNUNZIO	26.930
23	22 S. FUGARDI	27.154
24	80 A. PONTONE	27.295
25	46 M. CUDEVILLE	27.395
26	31 V. SUCHET	27.767
27	77 T. ALBERTO	33.489

SEG. 4		
1	28 M. REITERBERGER	21.513
2	2 R. TAMBURINI	21.608
3	84 R. RUSSO	21.651
4	15 F. SANDI	21.693
5	9 A. MANTOVANI	21.728
6	11 M. FERRARI	21.776
7	76 S. CAVALIERI	21.801
8	7 M. SCHEIB	21.825
9	23 L. SALVADORI	21.839
10	47 A. BASSANI	21.884
11	51 E. VIONNET	21.895
12	52 A. DELBIANCO	21.904
13	70 L. VITALI	21.985
14	6 E. PUSCEDDU	21.990
15	21 F. MARINO	21.997
16	81 A. BERNARDI	22.011
17	41 F. D'ANNUNZIO	22.039
18	59 A. SCHACHT	22.048
19	16 G. RUIU	22.073
20	45 J. BUEHN	22.082
21	55 F. MARCHIONNI	22.145
22	18 A. SANTORO	22.158
23	80 A. PONTONE	22.434
24	46 M. CUDEVILLE	22.519
25	22 S. FUGARDI	22.593
26	31 V. SUCHET	23.017
27	77 T. ALBERTO	29.301

07/07/2018

These data/results cannot be reproduced, stored and/or transmitted in whole or in part by any manner of electronic, mechanical, photocopying, recording, broadcasting or otherwise now known or herein after developed without the previous express consent by the copyright owner, except for reproduction in daily press and regular printed publications on sale to the public within 60 days of the event related to those data/results and always provided that copyright symbol appears together as follows below.

© DORNA WSBK ORGANIZATION Srl 2018



PIRELLI Riviera di Rimini Round, 6 - 8 July 2018

Superstock 1000 - Ideal Time Free Practice 3rd Session

Misano Circuit Sic 58 4.226 m

No. Rider	Nat	Bike	Seg. 1	Seg. 2	Seg. 3	Seg. 4	Ideal Time		
			Diff. 1	Diff. 2	Diff. 3	Diff. 4	Best Lap	Pos.	Diff.
1	28 M. REITERBERGER	GER BMW S 1000 RR	26.531 0.130	21.766 0.042	26.093	21.513	1'35.903 1'36.075	2	0.172
2	2 R. TAMBURINI	ITA BMW S 1000 RR	26.585	21.803	26.371	21.608 0.099	1'36.367 1'36.466	3	0.099
3	15 F. SANDI	ITA Ducati 1199 Panigale R	27.086 0.022	21.769 0.047	26.449 0.021	21.693 0.122	1'36.997 1'37.209	5	0.212
4	52 A. DELBIANCO	ITA BMW S 1000 RR	27.013	21.939 0.052	26.395	21.904 0.061	1'37.251 1'37.364	6	0.113
5	11 M. FERRARI	ITA Ducati 1199 Panigale R	26.974 0.040	21.968 0.068	26.537 0.091	21.776	1'37.255 1'37.454	7	0.199
6	9 A. MANTOVANI	ITA Aprilia RSV4 RF	26.874 0.084	22.092 0.083	26.605 0.024	21.728 0.112	1'37.299 1'37.602	9	0.303
7	76 S. CAVALIERI	ITA Ducati 1199 Panigale R	26.831 0.134	22.023	26.667	21.801 0.141	1'37.322 1'37.597	8	0.275
8	21 F. MARINO	FRA Yamaha YZF R1	26.968 0.254	22.035	26.477	21.997	1'37.477 1'37.731	10	0.254
9	47 A. BASSANI	ITA BMW S 1000 RR	26.976	22.113 0.042	26.619 0.032	21.884 0.096	1'37.592 1'37.762	11	0.170
10	7 M. SCHEIB	CHI Aprilia RSV4 RF	27.120 0.065	21.997	26.776	21.825	1'37.718 1'37.783	12	0.065
11	23 L. SALVADORI	ITA BMW S 1000 RR	27.112	22.149 0.003	26.683	21.839	1'37.783 1'37.786	13	0.003
12	70 L. VITALI	ITA Aprilia RSV4 RF	26.971	22.117	26.762 0.104	21.985	1'37.835 1'37.939	14	0.104
13	51 E. VIONNET	SUI BMW S 1000 RR	27.123 0.132	22.142 0.008	26.750	21.895 0.021	1'37.910 1'38.071	15	0.161
14	6 E. PUSCEDDU	ITA BMW S 1000 RR	27.193	22.264 0.024	26.750	21.990	1'38.197 1'38.221	16	0.024
15	45 J. BUEHN	GER BMW S 1000 RR	27.292	22.158	26.724 0.128	22.082	1'38.256 1'38.384	17	0.128
16	41 F. D'ANNUNZIO	ITA Kawasaki ZX-10RR	27.007 0.198	22.293 0.176	26.930 0.076	22.039 0.072	1'38.269 1'38.791	20	0.522
17	81 A. BERNARDI	ITA BMW S 1000 RR	27.352 0.074	22.178 0.077	26.869 0.050	22.011 0.060	1'38.410 1'38.671	18	0.261
18	18 A. SANTORO	ITA Yamaha YZF R1	27.109	22.530 0.158	26.740 0.182	22.158	1'38.537 1'38.877	22	0.340
19	59 A. SCHACHT	DEN Ducati 1199 Panigale R	27.400	22.311 0.023	26.905	22.048 0.016	1'38.664 1'38.703	19	0.039
20	55 F. MARCHIONNI	ITA Yamaha YZF R1	27.178	22.489 0.130	26.901	22.145	1'38.713 1'38.843	21	0.130
21	16 G. RUIU	ITA Kawasaki ZX-10RR	27.591	22.300 0.143	26.820 0.156	22.073 0.114	1'38.784 1'39.197	23	0.413
22	80 A. PONTONE	ITA Yamaha YZF R1	27.483	23.059 0.115	27.295 0.226	22.434	1'40.271 1'40.612	24	0.341
23	22 S. FUGARDI	ITA Yamaha YZF R1	27.747 0.043	22.981	27.154 0.087	22.593 0.168	1'40.475 1'40.773	25	0.298
24	46 M. CUDEVILLE	FRA Kawasaki ZX-10RR	28.090 0.014	22.678 0.038	27.395 0.224	22.519	1'40.682 1'40.958	26	0.276
25	31 V. SUCHET	SUI Kawasaki ZX-10RR	27.874 0.356	22.726 0.222	27.767 0.046	23.017 0.142	1'41.384 1'42.150	27	0.766
Overall Ideal Time			26.531	21.766	26.093	21.513	1'35.903		

07/07/2018

These data/results cannot be reproduced, stored and/or transmitted in whole or in part by any manner of electronic, mechanical, photocopying, recording, broadcasting or otherwise now known or herein after developed without the previous express consent by the copyright owner, except for reproduction in daily press and regular printed publications on sale to the public within 60 days of the event related to those data/results and always provided that copyright symbol appears together as follows below.

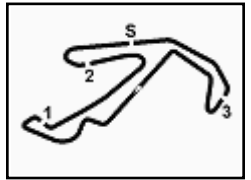
© DORNA WSBK ORGANIZATION Srl 2018

PIRELLI PERUGIA TIMING


Official Tyre Supplier



Official Timekeeper



PIRELLI Riviera di Rimini Round, 6 - 8 July 2018

Superstock 1000 - Chronological Analysis Free Practice 3rd Session

Misano Circuit Sic 58 4.226 m

1 / 4

1° 28 M. REITERBERGER (1'36.075)								5° 11 M. FERRARI (1'37.454)							
Lap	Seg.1	Seg.2	Seg.3	Seg.4	Lap Time	km/h	Local Time	Lap	Seg.1	Seg.2	Seg.3	Seg.4	Lap Time	km/h	Local Time
1		22.712	27.174	21.735	252,9	9:46'49.380		1							9:45'46.621
2	27.009	21.960	26.476	26.774	1'42.219	258,4	9:48'31.599	2	44.009	23.032	27.849	22.319	1'57.209P	255,9	9:47'43.830
3	27.790	22.306	26.360	22.210	1'38.666	257,1	9:50'10.265	3	27.182	22.176	26.751	22.054	1'38.163	257,8	9:49'21.993
4	26.725	21.908	26.333	21.581	1'36.547	258,4	9:51'46.812	4	27.056	22.085	27.258	22.131	1'38.530	259,6	9:51'00.523
5	26.661	21.808	26.093	21.513	1'36.075	258,4	9:53'22.887	5	27.175	22.180	26.700	21.940	1'37.995	259,0	9:52'38.518
6	26.574	21.868	26.258	21.599	1'36.299	257,8	9:54'59.186	6	27.091	22.150	26.622	21.979	1'37.842	259,6	9:54'16.360
7	27.053	22.297	26.876	5'05.816	6'22.042P	256,5	10:01'21.228	7	27.847	24.743	28.399	3'32.477	4'53.466P	244,9	9:59'09.826
8	45.394	23.728	29.955	22.274	2'01.351P	230,8	10:03'22.579	8	44.190	22.845	26.900	21.924	1'55.859P	257,1	10:01'05.685
9	26.920	21.995	27.346	21.812	1'38.073	254,1	10:05'00.652	9	27.125	22.153	26.623	21.899	1'37.800	258,4	10:02'43.485
10	26.545	21.845	26.201	21.663	1'36.254	256,5	10:06'36.960	10	26.974	22.099	26.608	21.904	1'37.585	256,5	10:04'21.070
11	26.566	21.795	26.224	21.515	1'36.100	255,9	10:08'13.006	11	27.041	22.164	26.638	21.927	1'37.770	257,1	10:05'58.840
12	26.561	21.807	26.258	21.581	1'36.207	257,1	10:09'49.213	12	27.003	22.077	26.588	21.858	1'37.526	258,4	10:07'36.366
13	31.849	26.616	29.387	24.333	1'52.185	247,1	10:11'41.398	13	32.238	25.751	30.063	22.993	1'51.045	222,7	10:09'27.411
14	26.589	21.766	26.197	21.671	1'36.223	257,1	10:13'17.621	14	27.079	22.014	26.600	21.996	1'37.689C	257,1	10:11'05.100
15	26.531	21.882	26.250	21.620	1'36.283	257,1	10:14'53.904	15	27.014	22.036	26.628	21.776	1'37.454	257,1	10:12'42.554
16	26.646	22.000	26.583	21.677	1'36.906	256,5	10:16'30.810	16	27.078	21.968	26.729	21.818	1'37.593	260,9	10:14'20.147
								17	27.144	22.060	26.537	21.927	1'37.668	259,0	10:15'57.815

2° 2 R. TAMBURINI (1'36.466)								6° 76 S. CAVALIERI (1'37.597)							
Lap	Seg.1	Seg.2	Seg.3	Seg.4	Lap Time	km/h	Local Time	Lap	Seg.1	Seg.2	Seg.3	Seg.4	Lap Time	km/h	Local Time
1							9:47'27.789	1							9:46'09.460
2	49.577	25.483	28.998	23.930	2'07.988P	250,6	9:49'35.777	2	46.020	27.486	28.069	22.417	2'03.992P	257,1	9:48'13.452
3	29.809	24.344	29.133	23.478	1'46.764	250,6	9:51'22.541	3	27.352	22.331	26.894	22.109	1'38.686	259,6	9:49'52.138
4	27.509	22.404	26.953	22.025	1'38.891	257,1	9:53'01.432	4	27.201	22.170	27.317	22.273	1'38.961	259,6	9:51'31.099
5	27.130	22.176	26.721	21.851	1'37.878	260,2	9:54'39.310	5	26.831	22.451	26.762	21.977	1'38.021	259,6	9:53'09.120
6	26.982	22.105	26.584	21.835	1'37.506	259,6	9:56'16.816	6	27.177	22.281	26.733	21.986	1'38.177	259,6	9:54'47.297
7	26.968	21.948	26.559	21.791	1'37.266	259,0	9:57'54.082	7	27.935	22.970	27.286	22.126	1'40.317	257,8	9:56'27.614
8	31.305	25.514	30.409	3'54.150	5'21.378P	216,0	10:03'15.460	8	26.972	22.040	26.780	21.913	1'37.705	258,4	9:58'05.319
9	46.901	23.365	27.940	23.143	2'01.349P	257,1	10:05'16.809	9	28.567	22.939	27.922	5'23.852	6'43.280P	252,3	10:04'48.599
10	26.701	21.882	26.627	21.681	1'36.891	263,4	10:06'53.700	10	44.391	23.225	27.749	22.425	1'57.790P	254,1	10:06'46.389
11	26.585	21.803	26.371	21.707	1'36.466	260,2	10:08'30.166	11	27.000	22.254	26.757	21.801	1'37.812	257,1	10:08'24.201
12	26.749	21.816	26.380	21.608	1'36.553	260,9	10:10'06.719	12	26.937	22.058	26.750	22.037	1'37.782	257,1	10:10'01.983
13	30.759	31.673	30.801	25.135	1'58.368	222,2	10:12'05.087	13	26.965	22.023	26.667	21.942	1'37.597	257,1	10:11'39.580
14	26.817	21.983	26.666	21.986	1'37.452	259,0	10:13'42.539	14	29.210	22.687	27.367	22.207	1'41.471	254,7	10:13'21.051
15	1'23.927	26.216	31.225	27.515	2'48.883	203,4	10:16'31.422	15	27.009	22.202	26.863	21.907	1'37.981	257,8	10:14'59.032
								16	26.882	22.105	26.952	22.046	1'37.985	257,1	10:16'37.017

3° 15 F. SANDI (1'37.209)								7° 9 A. MANTOVANI (1'37.602)							
Lap	Seg.1	Seg.2	Seg.3	Seg.4	Lap Time	km/h	Local Time	Lap	Seg.1	Seg.2	Seg.3	Seg.4	Lap Time	km/h	Local Time
1							9:46'20.757	1							9:46'06.835
2	47.013	23.511	28.430	22.299	2'01.253P	241,6	9:48'22.010	2	43.131	23.266	27.172	22.398	1'55.967P	252,9	9:48'02.802
3	27.265	21.803	26.449	21.887	1'37.404	257,1	9:49'59.414	3	27.245	22.354	26.649	21.907	1'38.155	252,3	9:49'40.957
4	27.235	21.769	26.646	21.693	1'37.343	257,1	9:51'36.757	4	26.951	22.309	27.126	22.037	1'38.423	252,3	9:51'19.380
5	27.108	21.816	26.470	21.815	1'37.209	257,1	9:53'13.966	5	26.999	22.259	26.842	22.491	1'38.591	252,9	9:52'57.971
6	27.146	21.946	26.542	21.912	1'37.546	257,8	9:54'51.512	6	26.874	22.328	26.654	21.884	1'37.740	253,5	9:54'35.711
7	27.106	21.945	26.575	21.729	1'37.355	255,9	9:56'28.867	7	26.957	22.205	26.744	21.963	1'37.869	252,3	9:56'13.580
8	30.852	26.049	30.413	8'00.823	9'28.137P	217,3	10:05'57.004	8	26.979	22.092	26.704	21.895	1'37.670	252,3	9:57'51.250
9	46.023	22.714	26.921	22.223	1'57.881P	253,5	10:07'54.885	9	34.702	26.539	30.661	36.572	2'08.474P	225,9	9:59'59.724
10	31.375	22.413	26.793	21.828	1'42.409	254,7	10:09'37.294	10	5'12.018	22.815	26.968	22.151	6'23.952P	254,1	10:06'23.676
11	27.116	21.885	26.754	21.844	1'37.599	254,7	10:11'14.893	11	27.201	22.126	26.605	21.728	1'37.660	253,5	10:08'01.336
12	27.086	21.889	26.596	21.971	1'37.542	257,1	10:12'52.435	12	27.158	22.354	26.753	21.866	1'38.131	253,5	10:09'39.467

4° 52 A. DELBIANCO (1'37.364)								8° 21 F. MARINO (1'37.731)							
Lap	Seg.1	Seg.2	Seg.3	Seg.4	Lap Time	km/h	Local Time	Lap	Seg.1	Seg.2	Seg.3	Seg.4	Lap Time	km/h	Local Time
1		22.977	27.005	21.904		262,8	9:46'50.280	1							9:45'39.092
2	27.013	21.991	26.395	21.965	1'37.364	260,2	9:48'27.644	2	45.913	23.307	27.470	22.698	1'59.388P	252,9	9:47'38.480
3	31.554	23.531	26.950	22.053	1'44.088	262,8	9:50'11.732	3	27.390	22.313	26.797	22.189	1'38.689	254,7	9:49'17.169
4	27.260	22.034	26.559	22.039	1'37.892	263,4	9:51'49.624	4	27.023	22.239	26.865	22.024	1'38.151	255,9	9:50'55.320
5	27.112	21.939	26.582	21.912	1'37.545	262,8	9:53'27.169								
6	27.243	22.079	26.591	22.003	1'37.916	262,1	9:55'05.085								
7	31.545	23.764	28.324	36.777	2'00.410P	255,3	9:57'05.495								
8	8'58.687	22.510	27.029	22.267	10'10.493P	257,8	10:07'15.988								
9	1'30.397	27.568	29.378	38.017	3'05.360P	247,7	10:10'21.348								

07/07/2018 P = Pits In/Out - C = Lap Time Cancelled

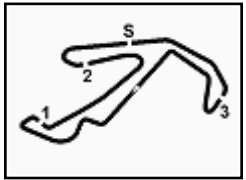
These data/results cannot be reproduced, stored and/or transmitted in whole or in part by any manner of electronic, mechanical, photocopying, recording, broadcasting or otherwise now known or herein after developed without the previous express consent by the copyright owner, except for reproduction in daily press and regular printed publications on sale to the public within 60 days of the event related to those data/results and always provided that copyright symbol appears together as follows below.

© DORNA WSBK ORGANIZATION Srl 2018



4.5

STK1000
120/06



PIRELLI Riviera di Rimini Round, 6 - 8 July 2018

Superstock 1000 - Chronological Analysis Free Practice 3rd Session

Misano Circuit Sic 58 4.226 m

2 / 4

5	28.401	27.020	27.573	22.619	1'45.613	252,3	9:52'40.933	11	27.399	22.149	27.057	22.133	1'38.738	254,7	10:10'13.955
6	27.222	22.035	26.477	21.997	1'37.731	256,5	9:54'18.664	12	31.046	24.034	29.694	23.725	1'48.499	246,0	10:12'02.454
7	27.167	22.642	28.388	39.655	1'57.852P	244,3	9:56'16.516	13	34.248	22.806	28.849	22.570	1'48.473	244,9	10:13'50.927
8	3'55.413	23.936	28.458	22.174	5'09.981P	248,8	10:01'26.497	14	27.266	22.254	27.014	22.154	1'38.688	255,3	10:15'29.615
9	27.184	22.195	26.610	22.048	1'38.037	256,5	10:03'04.534	12° 70 L. VITALI (1'37.939)							
Lap	Seg.1	Seg.2	Seg.3	Seg.4	Lap Time	km/h	Local Time	Lap	Seg.1	Seg.2	Seg.3	Seg.4	Lap Time	km/h	Local Time
1							9:46'52.489								
2	44.585	22.846	27.716	23.072	1'58.219P	243,8	9:48'50.708								
3	27.277	22.355	26.762	22.057	1'38.451	259,6	9:50'29.159								
4	27.049	22.233	27.442	22.078	1'38.802	259,6	9:52'07.961								
5	27.136	22.183	26.864	22.054	1'38.237	258,4	9:53'46.198								
6	29.380	26.388	27.724	33.106	1'56.598P	255,3	9:55'42.796								
7	10'42.200	22.583	27.364	22.137	1'54.284P	259,6	10:07'37.080								
8	27.133	22.231	26.985	22.082	1'38.431	256,5	10:09'15.511								
9	26.971	22.117	26.866	21.985	1'37.939	256,5	10:10'53.450								
10	27.110	22.187	26.951	22.027	1'38.275	255,9	10:12'31.725								
11	27.128	22.145	26.825	22.096	1'38.194	257,1	10:14'09.919								
12	27.222	22.279	26.779	22.076	1'38.356	257,8	10:15'48.275								

9° 47 A. BASSANI (1'37.762)							
Lap	Seg.1	Seg.2	Seg.3	Seg.4	Lap Time	km/h	Local Time
1							9:45'51.977
2	44.837	24.415	27.669	22.820	1'59.741P	257,1	9:47'51.718
3	27.260	22.375	26.920	22.078	1'38.633	257,1	9:49'30.351
4	27.103	22.187	26.742	21.999	1'38.031	256,5	9:51'08.382
5	27.050	22.930	26.749	22.115	1'38.844	260,9	9:52'47.226
6	27.103	22.224	26.644	22.034	1'38.005	258,4	9:54'25.231
7	27.052	22.175	26.776	22.050	1'38.053	258,4	9:56'03.284
8	27.108	22.113	26.800	22.104	1'38.125	255,9	9:57'41.409
9	31.381	24.247	27.937	3'22.289	4'45.854P	255,3	10:02'27.263
10	44.312	23.086	26.959	22.170	1'56.527P	257,1	10:04'23.790
11	27.095	22.206	26.725	21.884	1'37.910	260,2	10:06'01.700
12	26.976	22.155	26.651	21.980	1'37.762	261,5	10:07'39.462
13	27.048	22.144	26.619	22.266	1'38.077	260,2	10:09'17.539
14	27.114	22.121	26.771	22.062	1'38.068	259,6	10:10'55.607
15	33.051	24.079	28.694	1'50.454	3'16.278P	244,9	10:14'11.885
16	45.879	23.982	27.458	23.142	2'00.461P	257,8	10:16'12.346

10° 7 M. SCHEIB (1'37.783)							
Lap	Seg.1	Seg.2	Seg.3	Seg.4	Lap Time	km/h	Local Time
1							9:46'14.885
2	43.659	23.345	27.895	22.793	1'57.692P	255,9	9:48'12.577
3	27.522	22.250	27.178	22.062	1'39.012	255,3	9:49'51.589
4	27.303	22.241	27.332	21.980	1'38.856	255,9	9:51'30.445
5	27.142	22.187	27.130	22.015	1'38.474	255,9	9:53'08.919
6	27.193	22.222	26.806	21.950	1'38.171	259,0	9:54'47.090
7	27.120	22.049	26.898	21.885	1'37.952	257,8	9:56'25.042
8	27.243	22.034	28.784	26.892	1'44.953	250,6	9:58'09.995
9	32.239	22.195	27.694	22.596	1'44.724	255,3	9:59'54.719
10	27.219	22.064	27.051	21.927	1'38.261	255,9	10:01'32.980
11	27.167	22.126	26.942	21.961	1'38.196	254,7	10:03'11.176
12	29.822	22.741	27.717	34.858	1'55.138P	253,5	10:05'06.314
13	4'39.782	22.594	27.806	22.453	5'52.635P	254,7	10:10'58.949
14	28.674	22.483	26.980	23.583	1'41.720	254,7	10:12'40.669
15	27.185	21.997	26.776	21.825	1'37.783	255,9	10:14'18.452
16	33.339	22.135	26.943	22.028	1'44.445	255,9	10:16'02.897

11° 23 L. SALVADORI (1'37.786)							
Lap	Seg.1	Seg.2	Seg.3	Seg.4	Lap Time	km/h	Local Time
1							9:46'10.425
2	46.016	23.726	29.484	23.167	2'02.393P	255,3	9:48'12.818
3	27.566	22.356	27.007	22.219	1'39.148	257,1	9:49'51.966
4	29.233	24.652	31.216	3'30.389	4'55.490P	217,3	9:54'47.456
5	45.234	25.199	29.366	27.493	2'07.292P	250,6	9:56'54.748
6	27.237	22.410	26.880	22.011	1'38.538	254,1	9:58'33.286
7	30.374	25.787	31.199	3'11.195	4'38.555P	245,5	10:03'11.841
8	47.632	25.077	28.868	23.611	2'05.188P	247,7	10:05'17.029
9	27.112	22.152	26.683	21.839	1'37.786	257,8	10:06'54.815
10	28.203	22.300	27.143	22.756	1'40.402	254,1	10:08'35.217

13° 51 E. VIONNET (1'38.071)							
Lap	Seg.1	Seg.2	Seg.3	Seg.4	Lap Time	km/h	Local Time
1							9:44'50.510
2	52.023	27.373	34.689	22.662	2'16.747P	178,5	9:47'07.257
3	27.328	22.207	26.921	22.279	1'38.735	258,4	9:48'45.992
4	27.237	22.142	27.323	21.895	1'38.597	258,4	9:50'24.589
5	27.123	22.351	27.358	22.094	1'38.926	259,0	9:52'03.515
6	27.253	22.312	27.214	22.202	1'38.981	257,1	9:53'42.496
7	27.233	22.253	27.327	22.097	1'38.910	259,0	9:55'21.406
8	27.154	22.157	27.185	22.063	1'38.559	256,5	9:56'59.965
9	28.524	23.818	28.578	9'22.526	10'43.446P	247,7	10:07'43.411
10	50.865	25.524	29.571	22.278	2'08.238P	254,7	10:09'51.649
11	27.255	22.150	26.750	21.916	1'38.071	258,4	10:11'29.720
12	27.134	22.235	26.779	21.992	1'38.140	257,1	10:13'07.860
13	27.210	22.274	27.099	21.954	1'38.537	256,5	10:14'46.397
14	28.408	23.128	27.749	22.167	1'41.452	253,5	10:16'27.849

14° 6 E. PUSCEDDU (1'38.221)							
Lap	Seg.1	Seg.2	Seg.3	Seg.4	Lap Time	km/h	Local Time
1		23.047	27.475	22.200		247,7	9:46'50.949
2	27.488	22.264	27.024	22.181	1'38.957	243,8	9:48'29.906
3	27.678	24.305	27.172	22.129	1'41.284	248,8	9:50'11.190
4	27.193	22.288	26.750	21.990	1'38.221	248,3	9:51'49.411
5	30.933	23.932	28.819	3'33.858	4'57.542P	238,9	9:56'46.953
6	50.796	25.916	29.602	24.652	2'10.966P	230,8	9:58'57.919

15° 45 J. BUEHN (1'38.384)							
Lap	Seg.1	Seg.2	Seg.3	Seg.4	Lap Time	km/h	Local Time
1		37.184	33.855	22.771		203,4	9:47'13.975
2	27.630	22.591	27.047	22.211	1'39.479	257,1	9:48'53.454
3	27.414	22.321	27.892	22.147	1'39.774	260,2	9:50'33.228
4	27.292	22.158	26.852	22.082	1'38.384	259,0	9:52'11.612
5	27.303	22.217	26.724	22.029	1'38.273C	259,6	9:53'49.885
6	1'07.266	31.130	30.896	13'15.322	15'24.614P	217,7	10:09'14.499
7	48.201	23.612	28.051	22.458	2'02.322P	257,1	10:11'16.821
8	28.248	23.141	28.284	57.655	2'17.328P	247,7	10:13'34.149
9	46.004	23.310	27.710	22.705	1'59.729P	257,8	10:15'33.878

16° 81 A. BERNARDI (1'38.671)							
Lap	Seg.1	Seg.2	Seg.3	Seg.4	Lap Time	km/h	Local Time
1							9:45'26.574
2	48.116	24.998	29.497	24.890	2'07.501P	240,5	9:47'34.075
3	27.738	22.241	26.869	22.034	1'38.882	252,3	9:49'12.957
4	27.437	22.280	26.997	22.240	1'38.954	252,9	9:50'51.911

07/07/2018 P = Pits In/Out - C = Lap Time Cancelled

These data/results cannot be reproduced, stored and/or transmitted in whole or in part by any manner of electronic, mechanical, photocopying, recording, broadcasting or otherwise now known or herein after developed without the previous express consent by the copyright owner, except for reproduction in daily press and regular printed publications on sale to the public within 60 days of the event related to those data/results and always provided that copyright symbol appears together as follows below.

© DORNA WSBK ORGANIZATION Srl 2018

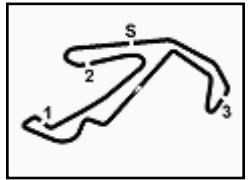
FICR PERUGIA TIMING



Official Tyre Supplier



Official Timekeeper


PIRELLI Riviera di Rimini Round, 6 - 8 July 2018
Superstock 1000 - Chronological Analysis Free Practice 3rd Session

Misano Circuit Sic 58 4.226 m

5	27.426	22.255	26.919	22.071	1'38.671	254,1	9:52'30.582	8	27.324	22.530	26.918	22.344	1'39.116	251,2	9:58'04.675
6	27.384	22.250	27.049	22.011	1'38.694	252,3	9:54'09.276	9	30.939	23.708	28.097	39.401	2'02.145P	247,7	10:00'06.820
7	28.891	23.284	27.791	6'10.329	7'30.295P	252,3	10:01'39.571	10	2'42.958	25.415	28.714	23.468	4'00.555P	244,3	10:04'07.375
8	47.334	25.516	27.809	22.345	2'03.004P	249,4	10:03'42.575	11	27.567	22.894	26.991	22.668	1'40.120	250,0	10:05'47.495
9	27.424	22.178	26.960	22.160	1'38.722	253,5	10:05'21.297	12	27.415	22.698	26.931	22.284	1'39.328	252,9	10:07'26.823
10	27.352	22.394	27.003	22.062	1'38.811	252,3	10:07'00.108	13	28.350	24.544	28.590	38.489	1'59.973P	246,6	10:09'26.796
11	28.562	22.874	27.573	3'52.876	5'11.885P	251,2	10:12'11.993	14	2'58.161	26.512	28.991	22.806	4'16.470P	243,2	10:13'43.266
12	49.120	23.386	27.370	22.230	2'02.106P	250,6	10:14'14.099	15	27.338	22.617	26.740	22.264	1'38.959	251,7	10:15'22.225
13	37.388	22.805	27.376	22.831	1'50.400	253,5	10:16'04.499								

17° 59 A. SCHACHT (1'38.703)							
Lap	Seg.1	Seg.2	Seg.3	Seg.4	Lap Time	km/h	Local Time
1		23.375	27.727	22.608		250,6	9:46'53.271
2	27.633	22.556	27.253	22.225	1'39.667	252,3	9:48'32.938
3	27.583	22.634	27.006	22.072	1'39.295	254,1	9:50'12.233
4	27.400	22.334	26.905	22.064	1'38.703	252,9	9:51'50.936
5	27.400	22.488	27.403	36.580	1'53.871P	251,7	9:53'44.807
6	6'23.446	23.031	27.289	22.350	7'36.116P	250,0	10:01'20.923
7	27.709	22.526	27.166	22.332	1'39.733	251,2	10:03'00.656
8	27.632	22.515	27.228	22.162	1'39.537	249,4	10:04'40.193
9	31.270	22.965	27.355	22.048	1'43.638	255,9	10:06'23.831
10	27.539	22.344	26.934	22.055	1'38.872	252,3	10:08'02.703
11	27.509	22.311	26.967	22.053	1'38.840	252,3	10:09'41.543
12	27.497	22.531	28.257	25.097	1'43.382C	250,0	10:11'24.925
13	27.856	23.493	28.467	38.116	1'57.932P	237,9	10:13'22.857

18° 41 F. D'ANNUNZIO (1'38.791)							
Lap	Seg.1	Seg.2	Seg.3	Seg.4	Lap Time	km/h	Local Time
1							9:46'41.470
2	56.823	27.245	28.614	22.801	2'15.483P	245,5	9:48'56.953
3	27.905	22.460	28.345	22.647	1'41.357	251,7	9:50'38.310
4	27.263	22.460	27.244	22.039	1'39.006	250,0	9:52'17.316
5	27.007	22.675	27.065	22.174	1'38.921	250,0	9:53'56.237
6	27.205	22.469	27.006	22.111	1'38.791	252,9	9:55'35.028
7	27.330	22.293	27.107	22.094	1'38.824	246,0	9:57'13.852
8	31.859	25.170	29.679	6'41.428	8'08.136P	223,6	10:05'21.988
9	47.997	23.516	27.754	22.725	2'01.992P	246,0	10:07'23.980
10	28.051	22.758	27.304	22.466	1'40.579	248,3	10:09'04.559
11	27.268	22.471	26.930	22.116	1'38.785C	250,0	10:10'43.344
12	27.342	22.378	26.994	22.194	1'38.908	250,0	10:12'22.252
13	27.360	22.490	27.127	22.252	1'39.229	250,6	10:14'01.481
14	33.262	28.289	30.036	26.567	1'58.154	227,4	10:15'59.635

19° 55 F. MARCHIONNI (1'38.843)							
Lap	Seg.1	Seg.2	Seg.3	Seg.4	Lap Time	km/h	Local Time
1		26.277	30.608	22.512		194,9	9:47'02.308
2	27.178	22.619	26.901	22.145	1'38.843	247,7	9:48'41.151
3	27.236	22.489	27.329	22.738	1'39.792	252,9	9:50'20.943
4	27.333	22.587	27.866	5'54.237	7'12.023P	250,6	9:57'32.966
5	50.520	23.593	27.557	22.421	2'04.091P	245,5	9:59'37.057
6	27.314	23.029	27.382	2'12.462	3'30.187P	244,3	10:03'07.244
7	49.445	29.252	27.987	23.497	2'10.181P	251,7	10:05'17.425
8	27.304	22.647	27.123	22.222	1'39.296	249,4	10:06'56.721
9	27.462	22.573	26.985	22.508	1'39.528	252,9	10:08'36.249

20° 18 A. SANTORO (1'38.877)							
Lap	Seg.1	Seg.2	Seg.3	Seg.4	Lap Time	km/h	Local Time
1							9:45'59.607
2	45.768	26.277	29.361	22.831	2'04.237P	238,4	9:48'03.844
3	27.656	22.753	28.831	25.401	1'44.641	251,2	9:49'48.485
4	27.515	22.777	27.280	22.447	1'40.019	251,7	9:51'28.504
5	27.228	22.729	26.827	22.333	1'39.117	252,3	9:53'07.621
6	27.357	22.629	26.808	22.267	1'39.061	252,9	9:54'46.682
7	27.109	22.688	26.922	22.158	1'38.877	255,9	9:56'25.559

21° 16 G. RUIU (1'39.197)							
Lap	Seg.1	Seg.2	Seg.3	Seg.4	Lap Time	km/h	Local Time
1			23.478	27.563	22.606	255,3	9:46'53.474
2	27.968	22.652	27.100	22.259	1'39.979	255,9	9:48'33.453
3	27.756	22.437	27.010	22.073	1'39.276	258,4	9:50'12.729
4	27.805	22.470	26.820	22.183	1'39.278	257,8	9:51'52.007
5	27.894	22.300	26.996	22.185	1'39.375	255,9	9:53'31.382
6	34.318	24.975	28.653	37.484	2'05.430P	243,8	9:55'36.812
7	9'26.471	25.339	28.000	24.709	10'44.519P	248,8	10:06'21.331
8	27.591	22.443	26.976	22.187	1'39.197	253,5	10:08'00.528
9	27.720	22.401	27.173	22.184	1'39.478	259,0	10:09'40.006
10	27.607	22.356	26.864	22.102	1'38.929C	254,7	10:11'18.935
11	27.832	22.494	27.381	22.342	1'40.049	255,3	10:12'58.984
12	31.134	28.069	28.866	23.170	1'51.239	237,4	10:14'50.223
13	28.559	24.232	26.996	22.393	1'42.180	256,5	10:16'32.403

22° 80 A. PONTONE (1'40.612)							
Lap	Seg.1	Seg.2	Seg.3	Seg.4	Lap Time	km/h	Local Time
1							9:44'52.894
2	51.370	24.686	32.231	23.104	2'11.391P	169,3	9:47'04.285
3	27.873	23.179	27.295	22.616	1'40.963	250,0	9:48'45.248
4	27.483	23.174	27.521	22.434	1'40.612	250,0	9:50'25.860
5	27.807	23.875	28.393	22.610	1'42.685C	246,0	9:52'08.545
6	27.643	23.184	27.477	22.563	1'40.867	248,8	9:53'49.412
7	27.757	24.570	28.228	2'37.387	3'57.942P	244,9	9:57'47.354
8	48.115	24.861	27.932	27.329	2'08.237P	246,6	9:59'55.591
9	27.893	23.157	27.340	22.709	1'41.099	248,8	10:01'36.690
10	27.874	23.231	27.340	22.683	1'41.128	247,7	10:03'17.818
11	28.517	23.599	29.446	2'21.374	3'42.936P	237,4	10:07'00.754
12	50.834	24.184	27.986	22.730	2'05.734P	243,8	10:09'06.488
13	27.921	23.065	30.558	27.127	1'48.671	178,5	10:10'55.159
14	27.948	23.059	27.534	22.714	1'41.255	247,1	10:12'36.414
15	27.862	26.335	28.070	23.028	1'45.295	244,9	10:14'21.709
16	27.761	23.096	27.633	22.697	1'41.187	248,8	10:16'02.896

23° 22 S. FUGARDI (1'40.773)							
Lap	Seg.1	Seg.2	Seg.3	Seg.4	Lap Time	km/h	Local Time
1							9:45'55.869
2	46.288	24.836	30.140	27.449	2'08.713P	226,9	9:48'04.582
3	28.046	23.436	27.503	23.442	1'42.427	247,7	9:49'47.009
4	28.283	23.269	27.859	22.838	1'42.249	244,9	9:51'29.258
5	27.794	23.377	27.437	22.880	1'41.488	251,7	9:53'10.746
6	27.770	26.442	34.153	2'55.545	4'23.910P	170,1	9:57'34.656
7	49.123	24.013	27.848	22.593	2'03.577P	242,2	9:59'38.233
8	27.747	22.983	27.235	22.814	1'40.779	247,7	10:01'19.012
9	27.769	23.381	27.589	23.038	1'41.777	245,5	10:03'00.789
10	27.790	22.981	27.241	22.761	1'40.773	248,8	10:04'41.562
11	28.119	23.228	27.154	22.637	1'41.138	248,3	10:06'22.700
12	30.213	26.712	30.172	24.601	1'51.698	229,8	10:08'14.398
13	29.351	25.014	30.705	23.285	1'48.355	232,8	10:10'02.753
14	27.884	23.118	29.498	1'41.933	3'02.433P	238,9	10:13'05.186
15	45.565	23.773	27.982	23.112	2'00.432P	247,7	10:15'05.618

24° 46 M. CUDEVILLE (1'40.958)							
Lap	Seg.1	Seg.2	Seg.3	Seg.4	Lap Time	km/h	Local Time

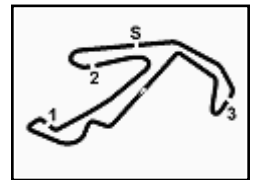
07/07/2018

P = Pits In/Out - C = Lap Time Cancelled

These data/results cannot be reproduced, stored and/or transmitted in whole or in part by any manner of electronic, mechanical, photocopying, recording, broadcasting or otherwise now known or herein after developed without the previous express consent by the copyright owner, except for reproduction in daily press and regular printed publications on sale to the public within 60 days of the event related to those data/results and always provided that copyright symbol appears together as follows below.

© DORNA WSBK ORGANIZATION Srl 2018





PIRELLI Riviera di Rimini Round, 6 - 8 July 2018

Superstock 1000 - Chronological Analysis Free Practice 3rd Session

1							9:44'47.810
2	53.226	23.861	28.261	23.309	2'08.657P	248,3	9:46'56.467
3	28.462	22.984	27.849	23.025	1'42.320	250,6	9:48'38.787
4	28.600	22.701	27.934	22.796	1'42.031	257,1	9:50'20.818
5	28.106	22.745	27.395	22.957	1'41.203	254,7	9:52'02.021
6	28.162	22.678	27.796	22.679	1'41.315	253,5	9:53'43.336
7	28.090	22.774	27.560	22.903	1'41.327	254,7	9:55'24.663
8	31.923	24.116	32.954	6'08.336	7'37.329P	212,2	10:03'01.992
9	52.068	24.393	28.825	26.111	2'11.397P	250,6	10:05'13.389
10	28.148	22.778	27.560	22.698	1'41.184	254,1	10:06'54.573
11	28.128	22.883	27.633	22.927	1'41.571	257,1	10:08'36.144
12	28.104	22.716	27.619	22.519	1'40.958	254,7	10:10'17.102
13	32.202	24.497	28.954	1'22.791	2'48.444P	244,3	10:13'05.546
14	44.619	23.290	28.259	23.027	1'59.195P	252,9	10:15'04.741

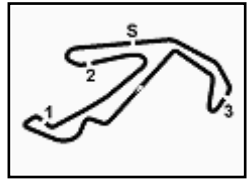
25° 31 V. SUCHET (1'42.150)							
Lap	Seg.1	Seg.2	Seg.3	Seg.4	Lap Time	km/h	Local Time
1							9:44'46.380
2	55.899	23.932	27.767	23.017	2'10.615P	250,6	9:46'56.995
3	28.230	22.948	27.813	23.159	1'42.150	251,2	9:48'39.145

26° 77 T. ALBERTO							
Lap	Seg.1	Seg.2	Seg.3	Seg.4	Lap Time	km/h	Local Time
1							9:45'27.323
2	48.740	30.218	36.012	3'11.394	5'06.364P	162,7	9:50'33.687
3	56.639	30.033	33.489	9'12.618	11'12.779P	184,3	10:01'46.466
4	48.047	33.193	41.859	2'35.085	4'38.184P		10:06'24.650
5	48.338	40.446	40.246	5'54.080	8'03.110P	142,5	10:14'27.760
6	59.695	36.012	39.143	29.301	2'44.151P	153,4	10:17'11.911

07/07/2018 P = Pits In/Out - C = Lap Time Cancelled

These data/results cannot be reproduced, stored and/or transmitted in whole or in part by any manner of electronic, mechanical, photocopying, recording, broadcasting or otherwise now known or herein after developed without the previous express consent by the copyright owner, except for reproduction in daily press and regular printed publications on sale to the public within 60 days of the event related to those data/results and always provided that copyright symbol appears together as follows below.

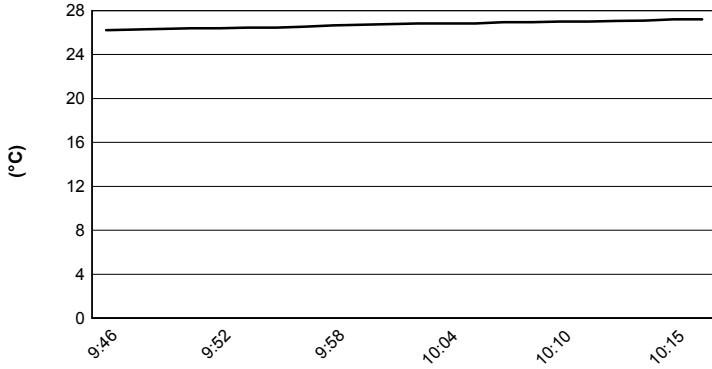
© DORNA WSBK ORGANIZATION Srl 2018



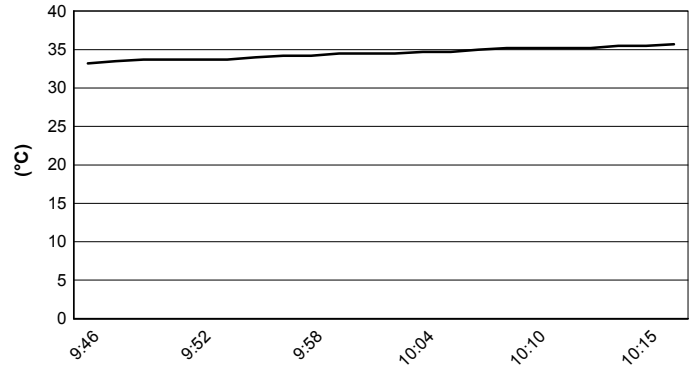
PIRELLI Riviera di Rimini Round, 6 - 8 July 2018
Superstock 1000 - Weather Report Free Practice 3rd Session
 Session started 09:45 - Session ended 10:17

Misano Circuit Sic 58 4.226 m

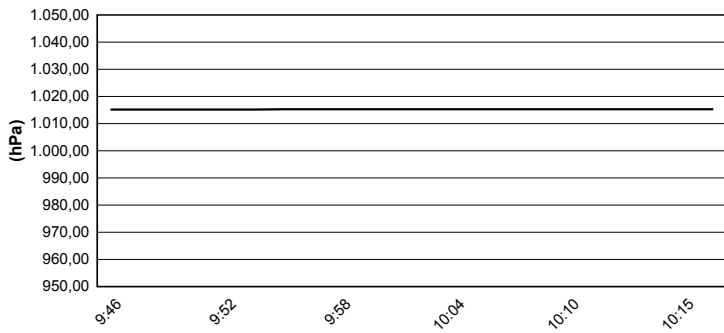
Air Temperature



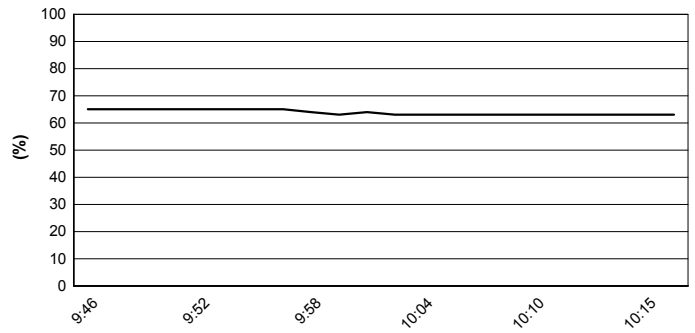
Track Temperature



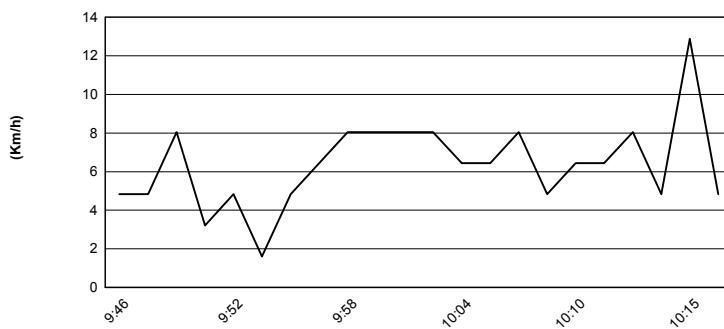
Air Pressure



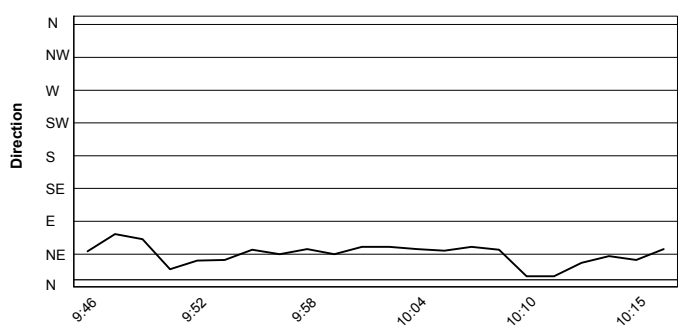
Humidity



Wind Speed



Wind Direction



07/07/2018

These data/results cannot be reproduced, stored and/or transmitted in whole or in part by any manner of electronic, mechanical, photocopying, recording, broadcasting or otherwise now known or herein after developed without the previous express consent by the copyright owner, except for reproduction in daily press and regular printed publications on sale to the public within 60 days of the event related to those data/results and always provided that copyright symbol appears together as follows below.

© DORNA WSBK ORGANIZATION Srl 2018