

### PIRELLI Riviera di Rimini Round, 6 - 8 July 2018

### Superstock 1000 - Results Qualifying

Misano Circuit Sic 58 4.226 m

1 / 2

No.	Rider	Nat	Team	Bike	Time	Gap	Rel.	Laps	Speed	
									Avg	Max
1	28 M. REITERBERGER	GER	alpha Racing-Van Zon-BMW	BMW S 1000 RR	<b>1'36.122</b>			12	158,274	<b>259,0</b>
2	84 R. RUSSO	ITA	MOTOCORSA Racing	Ducati 1199 Panigale R	<b>1'36.566</b>	0.444	0.444	12	157,546	<b>254,7</b>
3	11 M. FERRARI	ITA	Barni Racing Team	Ducati 1199 Panigale R	<b>1'36.697</b>	0.575	0.131	14	157,333	<b>259,0</b>
4	9 A. MANTOVANI	ITA	Nuova M2 Racing	Aprilia RSV4 RF	<b>1'36.773</b>	0.651	0.076	11	157,209	<b>256,5</b>
5	7 M. SCHEIB	CHI	Aprilia Racing Team	Aprilia RSV4 RF	<b>1'36.795</b>	0.673	0.022	12	157,173	<b>256,5</b>
6	2 R. TAMBURINI	ITA	Berclaz Racing Team	BMW S 1000 RR	<b>1'36.897</b>	0.775	0.102	13	157,008	<b>259,6</b>
7	15 F. SANDI	ITA	MOTOCORSA Racing	Ducati 1199 Panigale R	<b>1'36.966</b>	0.844	0.069	13	156,896	<b>258,4</b>
8	47 A. BASSANI	ITA	DMR Racing	BMW S 1000 RR	<b>1'37.365</b>	1.243	0.399	12	156,253	<b>263,4</b>
9	70 L. VITALI	ITA	Aprilia Racing Team	Aprilia RSV4 RF	<b>1'37.483</b>	1.361	0.118	15	156,064	<b>260,9</b>
10	76 S. CAVALIERI	ITA	Barni Racing Team	Ducati 1199 Panigale R	<b>1'37.497</b>	1.375	0.014	15	156,042	<b>256,5</b>
11	21 F. MARINO	FRA	URBIS Yamaha Motoxracing STK Team	Yamaha YZF R1	<b>1'37.527</b>	1.405	0.030	14	155,994	<b>257,1</b>
12	45 J. BUEHN	GER	alpha Racing-Van Zon-BMW	BMW S 1000 RR	<b>1'37.534</b>	1.412	0.007	13	155,983	<b>259,0</b>
13	52 A. DELBIANCO	ITA	GULF ALTHEA BMW Racing Team	BMW S 1000 RR	<b>1'37.762</b>	1.640	0.228	12	155,619	<b>259,6</b>
14	51 E. VIONNET	SUI	MOTOS VIONNET	BMW S 1000 RR	<b>1'37.829</b>	1.707	0.067	11	155,512	<b>257,1</b>
15	16 G. RUIU	ITA	Team Pedercini Racing	Kawasaki ZX-10RR	<b>1'38.041</b>	1.919	0.212	12	155,176	<b>257,1</b>
16	41 F. D'ANNUNZIO	ITA	C.M. Racing	Kawasaki ZX-10RR	<b>1'38.074</b>	1.952	0.033	13	155,124	<b>255,9</b>
17	23 L. SALVADORI	ITA	Berclaz Racing Team	BMW S 1000 RR	<b>1'38.167</b>	2.045	0.093	12	154,977	<b>255,9</b>
18	6 E. PUSCEDDU	ITA	D.K. Racing	BMW S 1000 RR	<b>1'38.263</b>	2.141	0.096	7	154,825	<b>250,0</b>
19	18 A. SANTORO	ITA	URBIS Yamaha Motoxracing STK Team	Yamaha YZF R1	<b>1'38.268</b>	2.146	0.005	14	154,817	<b>253,5</b>
20	81 A. BERNARDI	ITA	DMR Racing	BMW S 1000 RR	<b>1'38.529</b>	2.407	0.261	12	154,407	<b>256,5</b>
21	77 T. ALBERTO	PHI	MOTOCORSA Racing	Ducati 1199 Panigale R	<b>1'38.547</b>	2.425	0.018	15	154,379	<b>256,5</b>
22	55 F. MARCHIONNI	ITA	SPEED ACTION	Yamaha YZF R1	<b>1'38.715</b>	2.593	0.168	12	154,116	<b>250,6</b>
23	80 A. PONTONE	ITA	FM Motoracing	Yamaha YZF R1	<b>1'40.361</b>	4.239	1.646	15	151,589	<b>251,7</b>
24	46 M. CUDEVILLE	FRA	Flembo Leader Team	Kawasaki ZX-10RR	<b>1'41.099</b>	4.977	0.738	13	150,482	<b>252,3</b>
25	22 S. FUGARDI	ITA	FM Motoracing	Yamaha YZF R1	<b>1'41.820</b>	5.698	0.721	10	149,417	<b>244,9</b>
----- Not Qualified -----										
----- Out 107% in this Session -----										
26	31 V. SUCHET	SUI	Flembo Leader Team	Kawasaki ZX-10RR				1		<b>246,6</b>
27	59 A. SCHACHT	DEN	EAB SCHACHT Racing Team	Ducati 1199 Panigale R				3		<b>248,8</b>

Qualifying Lap Time (107% of 1'36.122): 1'42.852

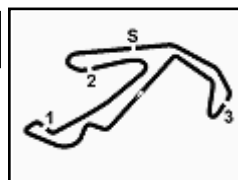
AIR	Humidity:	48%	Temp:	29°C
TRACK	Condition:	Dry	Temp:	48°C

Records	Pole	2015	L.Savadori	1'36.384	157,840	Km/h
	Race (RC)	2016	R.De Rosa	1'36.725	157,290	Km/h
	Circuit (FP3)	2018	M.Reiterberger	1'36.075	158,350	Km/h

Start 07/07/2018 15:00 End 15:32 The results are provisional until the end of the time limit for protests and appeals and the completion of the technical checks.

These data/results cannot be reproduced, stored and/or transmitted in whole or in part by any manner of electronic, mechanical, photocopying, recording, broadcasting or otherwise now known or herein after developed without the previous express consent by the copyright owner, except for reproduction in daily press and regular printed publications on sale to the public within 60 days of the event related to those data/results and always provided that copyright symbol appears together as follows below.

© DORNA WSBK ORGANIZATION Srl 2018



**PIRELLI Riviera di Rimini Round, 6 - 8 July 2018**

**Superstock 1000 - Results Qualifying**

Misano Circuit Sic 58 4.226 m

2 / 2

### Session Highlights

Local Time	No. Rider	Description
15.00.00		Start
15.03.25	70 L. VITALI	Current Lap Cancelled - Exceeded Track Limits - Turn 6
15.03.37	59 A. SCHACHT	Lap Cancelled (1'39.791) - Exceeded Track Limits - Turn 6
15.06.11	6 E. PUSCEDDU	On the Gravel - Re-Joined - Turn 1
15.06.16	16 G. RUIU	On the Gravel - Re-Joined - Turn 1
15.07.50	7 M. SCHEIB	On the Gravel - Re-Joined - Turn 1
15.07.59	22 S. FUGARDI	Crashed - Turn 10
15.08.21	22 S. FUGARDI	Re-joined
15.08.41	2 R. TAMBURINI	On the Gravel - Re-Joined - Turn 1
15.15.33	70 L. VITALI	Current Lap Cancelled - Exceeded Track Limits - Turn 6
15.17.08	9 A. MANTOVANI	Crashed - Turn 14
15.17.28	9 A. MANTOVANI	Re-joined
15.17.52	9 A. MANTOVANI	BLACK FLAG - Doesn't enter pit lane after crash (art. 1.21.5)
15.23.15	9 A. MANTOVANI	Allowed to continue the practice
15.25.42	52 A. DELBIANCO	Crashed - Turn 4
15.26.14	70 L. VITALI	Current Lap Cancelled - Exceeded Track Limits - Turn 6
15.27.07	52 A. DELBIANCO	Re-joined
15.27.31	84 R. RUSSO	On the Gravel - Re-Joined - Turn 1
15.28.27	9 A. MANTOVANI	Lap Cancelled (1'38.038) - Exceeded Track Limits - Turn 6
15.28.52	52 A. DELBIANCO	BLACK FLAG - Doesn't enter pit lane after crash (art. 1.21.5)
15.31.14	7 M. SCHEIB	Lap Cancelled (1'38.023) - Exceeded Track Limits - Turn 11
15.32.39		End Of Session

### Fastest Laps Sequence

No. Rider	Nat	Team	Bike	Local Time	Time	Gap	Avg
52 A. DELBIANCO	ITA	GULF ALTHEA BMW Racing Team	BMW S 1000 RR	15:03'27.001	<b>1'38.237</b>		154,866
84 R. RUSSO	ITA	MOTOCORSA Racing	Ducati 1199 Panigale R	15:04'01.869	<b>1'38.039</b>	-0.198	155,179
11 M. FERRARI	ITA	Barni Racing Team	Ducati 1199 Panigale R	15:04'12.519	<b>1'37.385</b>	-0.654	156,221
9 A. MANTOVANI	ITA	Nuova M2 Racing	Aprilia RSV4 RF	15:04'13.321	<b>1'37.274</b>	-0.111	156,399
28 M. REITERBERGER	GER	alpha Racing-Van Zon-BMW	BMW S 1000 RR	15:04'48.518	<b>1'36.139</b>	-1.135	158,246
28 M. REITERBERGER	GER	alpha Racing-Van Zon-BMW	BMW S 1000 RR	15:23'08.045	<b>1'36.122</b>	-0.017	158,274

Start 07/07/2018 15:00 End 15:32 The results are provisional until the end of the time limit for protests and appeals and the completion of the technical checks.

These data/results cannot be reproduced, stored and/or transmitted in whole or in part by any manner of electronic, mechanical, photocopying, recording, broadcasting or otherwise now known or herein after developed without the previous express consent by the copyright owner, except for reproduction in daily press and regular printed publications on sale to the public within 60 days of the event related to those data/results and always provided that copyright symbol appears together as follows below.

© DORNA WSBK ORGANIZATION Srl 2018

### PIRELLI Riviera di Rimini Round, 6 - 8 July 2018

#### Superstock 1000 - Best Sector & Speed Qualifying

Misano Circuit Sic 58 4.226 m

BEST LAP			
1	28 M. REITERBERGER	BMW S 1000 RR	1'36.122
2	84 R. RUSSO	Ducati 1199 Panigale R	1'36.566
3	11 M. FERRARI	Ducati 1199 Panigale R	1'36.697
4	9 A. MANTOVANI	Aprilia RSV4 RF	1'36.773
5	7 M. SCHEIB	Aprilia RSV4 RF	1'36.795
6	2 R. TAMBURINI	BMW S 1000 RR	1'36.897
7	15 F. SANDI	Ducati 1199 Panigale R	1'36.966
8	47 A. BASSANI	BMW S 1000 RR	1'37.365
9	70 L. VITALI	Aprilia RSV4 RF	1'37.483
10	76 S. CAVALIERI	Ducati 1199 Panigale R	1'37.497
11	21 F. MARINO	Yamaha YZF R1	1'37.527
12	45 J. BUEHN	BMW S 1000 RR	1'37.534
13	52 A. DELBIANCO	BMW S 1000 RR	1'37.762
14	51 E. VIONNET	BMW S 1000 RR	1'37.829
15	16 G. RUIU	Kawasaki ZX-10RR	1'38.041
16	41 F. D'ANNUNZIO	Kawasaki ZX-10RR	1'38.074
17	23 L. SALVADORI	BMW S 1000 RR	1'38.167
18	6 E. PUSCEDDU	BMW S 1000 RR	1'38.263
19	18 A. SANTORO	Yamaha YZF R1	1'38.268
20	81 A. BERNARDI	BMW S 1000 RR	1'38.529
21	77 T. ALBERTO	Ducati 1199 Panigale R	1'38.547
22	55 F. MARCHIONNI	Yamaha YZF R1	1'38.715
23	80 A. PONTONE	Yamaha YZF R1	1'40.361
24	46 M. CUDEVILLE	Kawasaki ZX-10RR	1'41.099
25	22 S. FUGARDI	Yamaha YZF R1	1'41.820
26	31 V. SUCHET	Kawasaki ZX-10RR	
27	59 A. SCHACHT	Ducati 1199 Panigale R	

SPEED			
1	47 A. BASSANI	BMW S 1000 RR	263,4
2	70 L. VITALI	Aprilia RSV4 RF	260,9
3	52 A. DELBIANCO	BMW S 1000 RR	259,6
4	2 R. TAMBURINI	BMW S 1000 RR	259,6
5	45 J. BUEHN	BMW S 1000 RR	259,0
6	28 M. REITERBERGER	BMW S 1000 RR	259,0
7	11 M. FERRARI	Ducati 1199 Panigale R	259,0
8	15 F. SANDI	Ducati 1199 Panigale R	258,4
9	16 G. RUIU	Kawasaki ZX-10RR	257,1
10	51 E. VIONNET	BMW S 1000 RR	257,1
11	21 F. MARINO	Yamaha YZF R1	257,1
12	81 A. BERNARDI	BMW S 1000 RR	256,5
13	76 S. CAVALIERI	Ducati 1199 Panigale R	256,5
14	7 M. SCHEIB	Aprilia RSV4 RF	256,5
15	9 A. MANTOVANI	Aprilia RSV4 RF	256,5
16	77 T. ALBERTO	Ducati 1199 Panigale R	256,5
17	41 F. D'ANNUNZIO	Kawasaki ZX-10RR	255,9
18	23 L. SALVADORI	BMW S 1000 RR	255,9
19	84 R. RUSSO	Ducati 1199 Panigale R	254,7
20	18 A. SANTORO	Yamaha YZF R1	253,5
21	46 M. CUDEVILLE	Kawasaki ZX-10RR	252,3
22	80 A. PONTONE	Yamaha YZF R1	251,7
23	55 F. MARCHIONNI	Yamaha YZF R1	250,6
24	6 E. PUSCEDDU	BMW S 1000 RR	250,0
25	59 A. SCHACHT	Ducati 1199 Panigale R	248,8
26	31 V. SUCHET	Kawasaki ZX-10RR	246,6
27	22 S. FUGARDI	Yamaha YZF R1	244,9

SEG. 1		
1	28 M. REITERBERGER	26.431
2	84 R. RUSSO	26.513
3	7 M. SCHEIB	26.645
4	9 A. MANTOVANI	26.646
5	11 M. FERRARI	26.691
6	47 A. BASSANI	26.759
7	2 R. TAMBURINI	26.764
8	21 F. MARINO	26.765
9	70 L. VITALI	26.795
10	41 F. D'ANNUNZIO	26.875
11	15 F. SANDI	26.876
12	76 S. CAVALIERI	26.878
13	51 E. VIONNET	27.006
14	52 A. DELBIANCO	27.014
15	18 A. SANTORO	27.071
16	45 J. BUEHN	27.077
17	23 L. SALVADORI	27.124
18	55 F. MARCHIONNI	27.131
19	77 T. ALBERTO	27.140
20	81 A. BERNARDI	27.169
21	16 G. RUIU	27.178
22	6 E. PUSCEDDU	27.226
23	59 A. SCHACHT	27.437
24	80 A. PONTONE	27.526
25	22 S. FUGARDI	27.813
26	46 M. CUDEVILLE	27.934

SEG. 2		
1	15 F. SANDI	21.730
2	28 M. REITERBERGER	21.791
3	11 M. FERRARI	21.879
4	84 R. RUSSO	21.882
5	2 R. TAMBURINI	21.883
6	7 M. SCHEIB	21.907
7	52 A. DELBIANCO	21.957
8	47 A. BASSANI	21.962
9	70 L. VITALI	21.993
10	45 J. BUEHN	22.005
11	76 S. CAVALIERI	22.047
12	9 A. MANTOVANI	22.048
13	51 E. VIONNET	22.093
14	23 L. SALVADORI	22.103
15	6 E. PUSCEDDU	22.133
16	21 F. MARINO	22.173
17	16 G. RUIU	22.187
18	81 A. BERNARDI	22.270
19	41 F. D'ANNUNZIO	22.307
20	77 T. ALBERTO	22.375
21	18 A. SANTORO	22.394
22	55 F. MARCHIONNI	22.479
23	59 A. SCHACHT	22.662
24	46 M. CUDEVILLE	22.747
25	80 A. PONTONE	22.958
26	22 S. FUGARDI	23.301
27	31 V. SUCHET	25.576

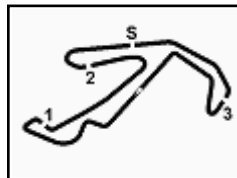
SEG. 3		
1	28 M. REITERBERGER	26.198
2	11 M. FERRARI	26.376
3	9 A. MANTOVANI	26.393
4	84 R. RUSSO	26.487
5	15 F. SANDI	26.490
6	2 R. TAMBURINI	26.502
7	45 J. BUEHN	26.547
8	18 A. SANTORO	26.589
9	47 A. BASSANI	26.590
10	21 F. MARINO	26.626
11	16 G. RUIU	26.670
12	7 M. SCHEIB	26.674
13	70 L. VITALI	26.712
14	76 S. CAVALIERI	26.748
15	77 T. ALBERTO	26.752
16	41 F. D'ANNUNZIO	26.789
17	52 A. DELBIANCO	26.801
18	51 E. VIONNET	26.864
19	23 L. SALVADORI	26.872
20	81 A. BERNARDI	26.879
21	6 E. PUSCEDDU	26.894
22	55 F. MARCHIONNI	27.008
23	59 A. SCHACHT	27.099
24	80 A. PONTONE	27.335
25	46 M. CUDEVILLE	27.655
26	22 S. FUGARDI	27.784
27	31 V. SUCHET	28.692

SEG. 4		
1	84 R. RUSSO	21.526
2	28 M. REITERBERGER	21.562
3	7 M. SCHEIB	21.569
4	2 R. TAMBURINI	21.625
5	15 F. SANDI	21.637
6	9 A. MANTOVANI	21.686
7	70 L. VITALI	21.735
8	11 M. FERRARI	21.743
9	51 E. VIONNET	21.762
10	76 S. CAVALIERI	21.768
11	47 A. BASSANI	21.804
12	52 A. DELBIANCO	21.825
13	16 G. RUIU	21.851
14	45 J. BUEHN	21.905
15	41 F. D'ANNUNZIO	21.925
16	21 F. MARINO	21.928
17	81 A. BERNARDI	21.929
18	6 E. PUSCEDDU	21.938
19	23 L. SALVADORI	22.029
20	18 A. SANTORO	22.094
21	55 F. MARCHIONNI	22.096
22	77 T. ALBERTO	22.154
23	80 A. PONTONE	22.346
24	59 A. SCHACHT	22.485
25	46 M. CUDEVILLE	22.498
26	22 S. FUGARDI	22.794
27	31 V. SUCHET	23.242

07/07/2018

These data/results cannot be reproduced, stored and/or transmitted in whole or in part by any manner of electronic, mechanical, photocopying, recording, broadcasting or otherwise now known or herein after developed without the previous express consent by the copyright owner, except for reproduction in daily press and regular printed publications on sale to the public within 60 days of the event related to those data/results and always provided that copyright symbol appears together as follows below.

© DORNA WSBK ORGANIZATION Srl 2018



### PIRELLI Riviera di Rimini Round, 6 - 8 July 2018

#### Superstock 1000 - Ideal Time Qualifying

Misano Circuit Sic 58 4.226 m

No. Rider	Nat	Bike	Seg. 1	Seg. 2	Seg. 3	Seg. 4	Ideal Time			
			Diff. 1	Diff. 2	Diff. 3	Diff. 4	Best Lap	Pos.	Diff.	
1	28 M. REITERBERGER	GER	BMW S 1000 RR	<b>26.431</b> 0.002	21.791 0.138	<b>26.198</b>	21.562	<b>1'35.982</b> 1'36.122	3	0.140
2	84 R. RUSSO	ITA	Ducati 1199 Panigale R	26.513	21.882 0.041	26.487 0.117	<b>21.526</b>	<b>1'36.408</b> 1'36.566	4	0.158
3	11 M. FERRARI	ITA	Ducati 1199 Panigale R	26.691	21.879	26.376	21.743 0.008	<b>1'36.689</b> 1'36.697	5	0.008
4	15 F. SANDI	ITA	Ducati 1199 Panigale R	26.876 0.023	<b>21.730</b> 0.210	26.490	21.637	<b>1'36.733</b> 1'36.966	9	0.233
5	9 A. MANTOVANI	ITA	Aprilia RSV4 RF	26.646	22.048	26.393	21.686	<b>1'36.773</b> 1'36.773	6	
6	2 R. TAMBURINI	ITA	BMW S 1000 RR	26.764 0.034	21.883 0.008	26.502 0.081	21.625	<b>1'36.774</b> 1'36.897	8	0.123
7	7 M. SCHEIB	CHI	Aprilia RSV4 RF	26.645	21.907	26.674	21.569	<b>1'36.795</b> 1'36.795	7	
8	47 A. BASSANI	ITA	BMW S 1000 RR	26.759	21.962	26.590 0.179	21.804 0.071	<b>1'37.115</b> 1'37.365	10	0.250
9	70 L. VITALI	ITA	Aprilia RSV4 RF	26.795	21.993	26.712 0.086	21.735 0.162	<b>1'37.235</b> 1'37.483	11	0.248
10	76 S. CAVALIERI	ITA	Ducati 1199 Panigale R	26.878 0.021	22.047	26.748	21.768 0.035	<b>1'37.441</b> 1'37.497	12	0.056
11	21 F. MARINO	FRA	Yamaha YZF R1	26.765	22.173 0.035	26.626	21.928	<b>1'37.492</b> 1'37.527	13	0.035
12	45 J. BUEHN	GER	BMW S 1000 RR	27.077	22.005	26.547	21.905	<b>1'37.534</b> 1'37.534	14	
13	52 A. DELBIANCO	ITA	BMW S 1000 RR	27.014	21.957 0.034	26.801 0.116	21.825 0.015	<b>1'37.597</b> 1'37.762	15	0.165
14	51 E. VIONNET	SUI	BMW S 1000 RR	27.006 0.044	22.093	26.864 0.053	21.762 0.007	<b>1'37.725</b> 1'37.829	16	0.104
15	16 G. RUIU	ITA	Kawasaki ZX-10RR	27.178 0.127	22.187 0.028	26.670	21.851	<b>1'37.886</b> 1'38.041	17	0.155
16	41 F. D'ANNUNZIO	ITA	Kawasaki ZX-10RR	26.875 0.076	22.307 0.027	26.789 0.030	21.925 0.045	<b>1'37.896</b> 1'38.074	18	0.178
17	23 L. SALVADORI	ITA	BMW S 1000 RR	27.124	22.103 0.039	26.872	22.029	<b>1'38.128</b> 1'38.167	19	0.039
18	18 A. SANTORO	ITA	Yamaha YZF R1	27.071	22.394 0.073	26.589 0.047	22.094	<b>1'38.148</b> 1'38.268	21	0.120
19	6 E. PUSCEDDU	ITA	BMW S 1000 RR	27.226 0.072	22.133	26.894	21.938	<b>1'38.191</b> 1'38.263	20	0.072
20	81 A. BERNARDI	ITA	BMW S 1000 RR	27.169 0.282	22.270	26.879	21.929	<b>1'38.247</b> 1'38.529	22	0.282
21	77 T. ALBERTO	PHI	Ducati 1199 Panigale R	27.140 0.092	22.375	26.752	22.154 0.034	<b>1'38.421</b> 1'38.547	23	0.126
22	55 F. MARCHIONNI	ITA	Yamaha YZF R1	27.131	22.479	27.008	22.096 0.001	<b>1'38.714</b> 1'38.715	24	0.001
23	80 A. PONTONE	ITA	Yamaha YZF R1	27.526	22.958 0.089	27.335	22.346 0.107	<b>1'40.165</b> 1'40.361	25	0.196
24	46 M. CUDEVILLE	FRA	Kawasaki ZX-10RR	27.934 0.086	22.747	27.655 0.179	22.498	<b>1'40.834</b> 1'41.099	26	0.265
25	22 S. FUGARDI	ITA	Yamaha YZF R1	27.813 0.053	23.301 0.075	27.784	22.794	<b>1'41.692</b> 1'41.820	27	0.128
<b>Overall Ideal Time</b>				26.431	21.730	26.198	21.526	<b>1'35.885</b>		

07/07/2018

These data/results cannot be reproduced, stored and/or transmitted in whole or in part by any manner of electronic, mechanical, photocopying, recording, broadcasting or otherwise now known or herein after developed without the previous express consent by the copyright owner, except for reproduction in daily press and regular printed publications on sale to the public within 60 days of the event related to those data/results and always provided that copyright symbol appears together as follows below.

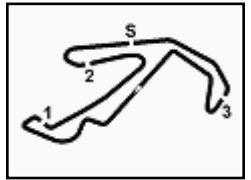
© DORNA WSBK ORGANIZATION Srl 2018

**PIRELLI PERUGIA TIMING**


Official Tyre Supplier



Official Timekeeper


**5.4**
**STK1000**  
**120/06**


### PIRELLI Riviera di Rimini Round, 6 - 8 July 2018

#### Superstock 1000 - Chronological Analysis Qualifying

Misano Circuit Sic 58.4.226m

1 / 4

1° 28 M. REITERBERGER (1'36.122)							
Lap	Seg.1	Seg.2	Seg.3	Seg.4	Lap Time	km/h	Local Time
1							15:01'15.933
2	45.331	22.783	26.685	21.647	1'56.446P	254,7	15:03'12.379
3	<b>26.431</b>	21.845	26.255	21.608	1'36.139	257,8	15:04'48.518
4	26.562	<b>21.791</b>	26.338	21.644	1'36.335	256,5	15:06'24.853
5	26.470	21.805	26.251	21.671	1'36.197	<b>259,0</b>	15:08'01.050
6	30.464	22.883	26.953	8'33.349	9'53.649P	255,9	15:17'54.699
7	43.667	22.456	26.478	23.575	1'56.176P	254,7	15:19'50.875
8	28.918	22.315	27.853	21.962	1'41.048	253,5	15:21'31.923
9	26.433	21.929	<b>26.198</b>	<b>21.562</b>	<b>1'36.122</b>	256,5	15:23'08.045
10	26.490	21.847	26.630	21.648	1'36.615	257,1	15:24'44.660
11	26.614	21.852	26.335	21.886	1'36.687	255,3	15:26'21.347
12	29.175	24.776	27.822	1'38.011	2'59.784P	253,5	15:29'21.131
13	44.340	23.356	27.607	22.379	1'57.682P	250,0	15:31'18.813

5° 7 M. SCHEIB (1'36.795)							
Lap	Seg.1	Seg.2	Seg.3	Seg.4	Lap Time	km/h	Local Time
1							15:02'19.984
2	47.247	23.351	27.727	22.541	2'00.866P	255,3	15:04'20.850
3	27.097	22.143	26.929	21.781	1'37.950	<b>256,5</b>	15:05'58.800
4	26.824	22.030	26.717	21.745	1'37.316	<b>256,5</b>	15:07'36.116
5	30.900	24.592	28.397	34.849	1'58.738P	250,6	15:09'34.854
6	3'52.937	23.000	27.342	22.032	5'05.311P	255,3	15:14'40.165
7	<b>26.645</b>	<b>21.907</b>	<b>26.674</b>	<b>21.569</b>	<b>1'36.795</b>	255,3	15:16'16.960
8	28.954	23.391	27.874	34.789	1'55.008P	251,2	15:18'11.968
9	4'46.061	22.506	28.262	22.075	5'58.904P	251,7	15:24'10.872
10	26.884	22.081	27.021	21.910	1'37.896	254,7	15:25'48.768
11	26.945	22.022	27.027	21.827	1'37.821	254,7	15:27'26.589
12	27.061	22.048	26.764	21.810	1'37.683	255,3	15:29'04.272
13	27.025	22.122	26.882	21.994	1'38.023C	254,1	15:30'42.295

2° 84 R. RUSSO (1'36.566)							
Lap	Seg.1	Seg.2	Seg.3	Seg.4	Lap Time	km/h	Local Time
1		32.267	30.701	23.056		225,0	15:02'23.830
2	26.990	22.310	26.909	21.830	1'38.039	252,3	15:04'01.869
3	26.923	22.126	26.791	21.689	1'37.529	<b>254,7</b>	15:05'39.398
4	26.994	22.165	26.803	21.847	1'37.809	251,7	15:07'17.207
5	28.586	26.448	29.520	4'23.262	5'47.816P	239,5	15:13'05.023
6	45.717	24.503	29.080	22.000	2'01.300P	218,6	15:15'06.323
7	<b>26.513</b>	21.923	26.604	<b>21.526</b>	<b>1'36.566</b>	252,9	15:16'42.889
8	26.533	22.091	26.505	21.641	1'36.770	248,3	15:18'19.659
9	28.216	25.107	28.273	22.658	1'44.254	246,6	15:20'03.913
10	26.694	<b>21.882</b>	26.508	21.610	1'36.694	252,3	15:21'40.607
11	32.483	22.744	31.177	22.702	1'49.106	184,9	15:23'29.713
12	26.656	21.938	<b>26.487</b>	21.623	1'36.704	248,8	15:25'06.417
13	32.008	26.323	31.100	23.220	1'52.651	189,5	15:26'59.068

6° 2 R. TAMBURINI (1'36.897)							
Lap	Seg.1	Seg.2	Seg.3	Seg.4	Lap Time	km/h	Local Time
1							15:01'03.666
2	45.076	23.883	28.450	23.367	2'00.776P	246,0	15:03'04.442
3	27.465	22.387	27.108	22.242	1'39.202	254,7	15:04'43.644
4	27.099	22.318	26.868	21.904	1'38.189	255,3	15:06'21.833
5	27.270	22.114	26.901	22.018	1'38.303	255,9	15:08'00.136
6	31.165	23.420	27.171	5'48.389	7'10.145P	<b>259,6</b>	15:15'10.281
7	43.534	23.041	27.589	22.590	1'56.754P	253,5	15:17'07.035
8	26.819	22.094	26.569	21.708	1'37.190	257,1	15:18'44.225
9	<b>26.764</b>	<b>21.883</b>	26.618	21.659	1'36.924	255,9	15:20'21.149
10	29.640	23.400	28.578	2'38.791	4'00.409P	254,7	15:24'21.558
11	56.020	23.759	28.601	22.666	2'11.046P	248,3	15:26'32.604
12	26.811	21.925	26.538	21.725	1'36.999	259,0	15:28'09.603
13	26.767	21.982	<b>26.502</b>	21.717	1'36.968	<b>259,6</b>	15:29'46.571
14	26.798	21.891	26.583	<b>21.625</b>	<b>1'36.897</b>	257,8	15:31'23.468

3° 11 M. FERRARI (1'36.697)							
Lap	Seg.1	Seg.2	Seg.3	Seg.4	Lap Time	km/h	Local Time
1							15:00'39.650
2	43.612	22.961	26.778	22.133	1'55.484P	257,1	15:02'35.134
3	27.026	22.022	26.518	21.819	1'37.385	258,4	15:04'12.519
4	26.812	22.227	26.437	<b>21.743</b>	1'37.219	257,8	15:05'49.738
5	26.920	21.905	26.525	21.833	1'37.183	256,5	15:07'26.921
6	28.458	27.259	31.265	22.318	1'49.300	212,2	15:09'16.221
7	26.929	21.986	26.410	21.845	1'37.170	<b>259,0</b>	15:10'53.391
8	26.863	21.899	26.550	7'06.006	8'21.318P	257,1	15:19'14.709
9	43.157	22.474	27.133	22.018	1'54.782P	255,3	15:21'09.491
10	26.768	21.981	26.672	21.865	1'37.286	256,5	15:22'46.777
11	<b>26.691</b>	<b>21.879</b>	<b>26.376</b>	21.751	<b>1'36.697</b>	258,4	15:24'23.474
12	26.751	21.932	26.420	21.790	1'36.893	257,8	15:26'00.367
13	26.994	22.090	26.530	21.775	1'37.389	256,5	15:27'37.756
14	29.048	23.549	27.073	22.256	1'41.926	254,7	15:29'19.682
15	26.812	21.974	26.514	21.791	1'37.091	257,8	15:30'56.773

7° 15 F. SANDI (1'36.966)							
Lap	Seg.1	Seg.2	Seg.3	Seg.4	Lap Time	km/h	Local Time
1							15:00'51.736
2	46.165	22.901	28.847	22.863	2'00.776P	248,8	15:02'52.512
3	27.267	21.995	26.686	21.884	1'37.832	255,3	15:04'30.344
4	27.169	21.920	26.814	22.064	1'37.967	256,5	15:06'08.311
5	27.100	22.014	26.742	21.765	1'37.621	254,1	15:07'45.932
6	29.366	26.621	29.183	6'11.019	7'36.189P	234,3	15:15'22.121
7	47.276	22.408	27.372	22.109	1'59.165P	251,7	15:17'21.286
8	26.923	<b>21.730</b>	26.522	21.794	1'36.969	255,3	15:18'58.255
9	26.899	21.940	<b>26.490</b>	<b>21.637</b>	<b>1'36.966</b>	255,9	15:20'35.221
10	30.168	24.849	29.312	21.939	1'46.268	238,9	15:22'21.489
11	27.058	21.849	26.622	21.708	1'37.237	254,1	15:23'58.726
12	30.295	23.669	27.446	21.959	1'43.369	254,7	15:25'42.095
13	<b>26.876</b>	22.248	28.182	2'40.060	3'57.366P	249,4	15:29'39.461
14	43.409	22.368	27.083	23.095	1'55.955P	<b>258,4</b>	15:31'35.416

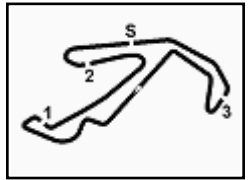
4° 9 A. MANTOVANI (1'36.773)							
Lap	Seg.1	Seg.2	Seg.3	Seg.4	Lap Time	km/h	Local Time
1							15:00'18.164
2	55.935	30.963	29.075	21.910	2'17.883P	237,4	15:02'36.047
3	26.916	22.148	26.435	21.775	1'37.274	255,9	15:04'13.321
4	<b>26.646</b>	<b>22.048</b>	<b>26.393</b>	<b>21.686</b>	<b>1'36.773</b>	254,7	15:05'50.094
5	26.866	22.130	26.465	21.737	1'37.198	<b>256,5</b>	15:07'27.292
6	26.881	22.219	26.796	35.889	1'51.785P	253,5	15:09'19.077
7	6'39.172	22.866	26.996	55.131	8'24.165CP	253,5	15:17'43.242
8	27.708	24.982	29.673	36.121	1'58.484P	233,3	15:19'41.726
9	4'12.875	24.709	27.040	22.220	5'26.844P	252,9	15:25'08.570
10	26.971	22.159	26.719	21.927	1'37.776	252,3	15:26'46.346
11	26.997	22.245	26.851	21.945	1'38.038C	254,1	15:28'24.384
12	28.567	25.295	31.889	23.499	1'49.250	229,8	15:30'13.630

8° 47 A. BASSANI (1'37.365)							
Lap	Seg.1	Seg.2	Seg.3	Seg.4	Lap Time	km/h	Local Time
1							14:59'56.355
2	57.025	23.740	27.839	22.930	2'11.534P	257,1	15:02'07.889
3	27.352	22.351	26.926	22.192	1'38.821	260,2	15:03'46.710
4	27.183	22.299	26.836	22.066	1'38.384	259,6	15:05'25.094
5	28.772	24.894	28.339	4'56.989	6'18.994P	254,1	15:11'44.088
6	45.378	23.361	27.201	22.513	1'58.453P	254,1	15:13'42.541
7	26.809	22.138	26.766	<b>21.804</b>	1'37.517	254,7	15:15'20.058
8	<b>26.759</b>	<b>21.962</b>	26.769	21.875	<b>1'37.365</b>	255,9	15:16'57.423
9	29.233	23.133	27.641	6'01.231	7'21.238P	254,7	15:24'18.661
10	57.617	25.241	28.629	22.866	2'14.353P	250,6	15:26'33.014
11	27.161	22.125	<b>26.590</b>	21.921	1'37.797	259,0	15:28'10.811

07/07/2018 P = Pits In/Out - C = Lap Time Cancelled

These data/results cannot be reproduced, stored and/or transmitted in whole or in part by any manner of electronic, mechanical, photocopying, recording, broadcasting or otherwise now known or herein after developed without the previous express consent by the copyright owner, except for reproduction in daily press and regular printed publications on sale to the public within 60 days of the event related to those data/results and always provided that copyright symbol appears together as follows below.

© DORNA WSBK ORGANIZATION Srl 2018


**5.4**
**STK1000**  
**120/06**


### PIRELLI Riviera di Rimini Round, 6 - 8 July 2018

#### Superstock 1000 - Chronological Analysis Qualifying

Misano Circuit Sic 58.4.226 m

**2 / 4**

12	26.812	21.991	26.766	21.883	1'37.452	<b>263,4</b>	15:29'48.263	4	27.439	22.389	27.133	22.304	1'39.265	256,5	15:06'08.336	
13	28.478	26.164	30.559	23.484	1'48.685	157,9	15:31'36.948	5	27.778	22.409	27.192	3'12.559	4'29.938P	<b>259,0</b>	15:10'38.274	
<b>9° 70 L. VITALI (1'37.483)</b>																
Lap	Seg.1	Seg.2	Seg.3	Seg.4	Lap Time	km/h	Local Time	Lap	Seg.1	Seg.2	Seg.3	Seg.4	Lap Time	km/h	Local Time	
1		23.353	27.240	22.367		254,7	15:01'51.330	6	46.551	24.817	29.361	22.515	2'03.244P	245,5	15:12'41.518	
2	26.973	22.304	26.978	22.170	1'38.425C	260,2	15:03'29.755	7	27.260	22.836	27.141	22.348	1'39.585	255,9	15:14'21.103	
3	27.005	22.212	26.736	21.905	1'37.858	258,4	15:05'07.613	8	27.114	22.293	26.959	21.988	1'38.354	254,7	15:15'59.457	
4	26.885	22.161	26.760	21.988	1'37.794	257,8	15:06'45.407	9	27.118	22.168	26.713	22.008	1'38.007	254,7	15:17'37.464	
5	28.466	22.946	27.795	32.831	1'52.038P	250,0	15:08'37.445	10	28.760	26.300	27.828	5'08.488	6'31.376P	252,9	15:24'08.840	
6	2'41.507	22.307	27.946	21.932	3'53.692P	256,5	15:12'31.137	11	1'06.273	25.600	28.821	23.331	2'24.025P	225,9	15:26'32.865	
7	27.032	22.180	26.743	21.833	1'37.788	256,5	15:14'08.925	12	28.445	23.365	27.245	22.259	1'41.314	254,7	15:28'14.179	
8	28.360	24.732	27.512	33.614	1'54.218CP	255,3	15:16'03.143	13	<b>27.077</b>	<b>22.005</b>	<b>26.547</b>	<b>21.905</b>	<b>1'37.534</b>	258,4	15:29'51.713	
9	2'35.898	22.318	26.812	<b>21.735</b>	3'46.763P	257,1	15:19'49.906	14	27.318	24.739	28.131	23.416	1'43.604	244,9	15:31'35.317	
10	26.804	22.104	26.768	21.823	1'37.499	256,5	15:21'27.405	<b>13° 52 A. DELBIANCO (1'37.762)</b>								
11	<b>26.795</b>	<b>21.993</b>	26.798	21.897	<b>1'37.483</b>	257,1	15:23'04.888	Lap	Seg.1	Seg.2	Seg.3	Seg.4	Lap Time	km/h	Local Time	
12	28.366	22.802	27.220	21.955	1'40.343	<b>260,9</b>	15:24'45.231	1		22.451	27.590	22.030	252,3	15:01'48.764		
13	27.025	22.094	26.854	23.415	1'39.388C	256,5	15:26'24.619	2	27.233	22.120	26.868	22.016	1'38.237	<b>259,6</b>	15:03'27.001	
14	29.561	27.706	26.754	21.826	1'45.847	260,2	15:28'10.466	3	27.194	22.182	26.945	21.849	1'38.170	<b>259,6</b>	15:05'05.171	
15	26.960	22.029	<b>26.712</b>	21.846	1'37.547	259,6	15:29'48.013	4	27.237	22.119	<b>26.801</b>	21.970	1'38.127	259,0	15:06'43.298	
16	29.524	24.805	28.126	25.956	1'48.411	246,6	15:31'36.424	5	31.760	25.528	31.751	36.485	2'05.524P	203,0	15:08'48.822	
<b>10° 76 S. CAVALIERI (1'37.497)</b>																
Lap	Seg.1	Seg.2	Seg.3	Seg.4	Lap Time	km/h	Local Time	6	6'39.013	24.108	29.991	22.013	7'55.125P	230,3	15:16'43.947	
1							15:00'38.884	7	27.260	22.121	27.433	22.462	1'39.276	<b>259,6</b>	15:18'23.223	
2	45.035	23.678	27.849	22.262	1'58.824P	252,9	15:02'37.708	8	27.098	<b>21.957</b>	27.001	<b>21.825</b>	1'37.881	<b>259,6</b>	15:20'01.104	
3	27.159	22.332	27.052	21.898	1'38.441	<b>256,5</b>	15:04'16.149	9	<b>27.014</b>	21.991	26.917	21.840	<b>1'37.762</b>	257,8	15:21'38.866	
4	26.940	22.296	26.796	21.770	1'37.802	<b>256,5</b>	15:05'53.951	10	31.019	22.252	30.086	22.511	1'45.868	197,8	15:23'24.734	
5	26.986	22.324	26.815	21.780	1'37.905	<b>256,5</b>	15:07'31.856	11	29.259	24.857	27.842	22.079	1'44.037	256,5	15:25'08.771	
6	26.965	22.220	26.876	21.888	1'37.949	<b>256,5</b>	15:09'09.805	12	2'00.016	24.175	29.215	22.578	3'15.984C	248,3	15:28'24.755	
7	26.922	22.220	26.832	21.854	1'37.828	255,3	15:10'47.633	13	27.586	22.296	26.938	23.275	1'40.095C	257,1	15:30'04.850	
8	27.035	22.160	26.944	21.959	1'38.098	255,3	15:12'25.731	<b>14° 51 E. VIONNET (1'37.829)</b>								
9	30.391	23.229	32.118	5'49.035	7'14.773P	154,3	15:19'40.504	Lap	Seg.1	Seg.2	Seg.3	Seg.4	Lap Time	km/h	Local Time	
10	44.260	25.885	29.436	22.132	2'01.713P	247,1	15:21'42.217	1		23.431	27.557	22.162	254,7	15:01'51.819		
11	27.255	22.192	29.667	22.100	1'41.214	195,7	15:23'23.431	2	27.238	22.346	<b>26.864</b>	21.921	1'38.369	255,3	15:03'30.188	
12	26.899	<b>22.047</b>	<b>26.748</b>	21.803	<b>1'37.497</b>	255,9	15:25'00.928	3	27.497	22.293	26.981	21.886	1'38.657	<b>257,1</b>	15:05'08.845	
13	<b>26.878</b>	22.070	26.837	21.861	1'37.646	255,3	15:26'38.574	4	27.081	22.138	27.101	22.010	1'38.330	255,3	15:06'47.175	
14	26.881	22.109	26.866	<b>21.768</b>	1'37.624	255,3	15:28'16.198	5	27.442	22.351	27.326	22.018	1'39.137	254,7	15:08'26.312	
15	26.989	22.118	26.869	21.876	1'37.852	255,3	15:29'54.050	6	27.337	22.238	27.306	10'19.366	11'36.247P	254,1	15:20'02.559	
16	27.017	22.159	28.222	23.090	1'40.488	245,5	15:31'34.538	7	51.845	25.597	29.644	22.717	2'09.803P	234,3	15:22'12.362	
<b>11° 21 F. MARINO (1'37.527)</b>																
Lap	Seg.1	Seg.2	Seg.3	Seg.4	Lap Time	km/h	Local Time	8	27.050	<b>22.093</b>	26.917	21.769	<b>1'37.829</b>	255,3	15:23'50.191	
1							15:01'08.466	9	28.128	24.197	28.723	22.325	1'43.373	242,7	15:25'33.564	
2	57.965	24.156	27.950	22.299	2'12.370P	251,7	15:03'20.836	10	27.014	22.169	27.003	<b>21.762</b>	1'37.948	254,7	15:27'11.512	
3	27.341	22.310	26.720	22.018	1'38.389	254,1	15:04'59.225	11	<b>27.006</b>	22.096	27.193	21.898	1'38.193	255,9	15:28'49.705	
4	26.969	22.394	26.787	22.018	1'38.168	256,5	15:06'37.393	12	27.065	22.125	27.368	21.927	1'38.485	254,1	15:30'28.190	
5	29.025	22.770	27.559	37.276	1'56.630P	256,5	15:08'34.023	<b>15° 16 G. RUIU (1'38.041)</b>								
6	2'59.887	22.701	27.332	22.258	4'12.178P	255,9	15:12'46.201	Lap	Seg.1	Seg.2	Seg.3	Seg.4	Lap Time	km/h	Local Time	
7	27.031	22.202	26.662	22.098	1'37.993	<b>257,1</b>	15:14'24.194	1		25.002	32.417	23.029	204,9	15:02'08.395		
8	26.891	22.349	26.851	22.009	1'38.100	256,5	15:16'02.294	2	28.014	22.421	27.058	22.292	1'39.785	<b>257,1</b>	15:03'48.180	
9	27.156	22.217	26.746	22.086	1'38.205	254,1	15:17'40.499	3	27.595	22.415	26.791	22.097	1'38.898	<b>257,1</b>	15:05'27.078	
10	28.663	23.164	27.794	35.367	1'54.988P	251,2	15:19'35.487	4	31.970	25.960	29.603	23.023	1'50.556	244,3	15:07'17.634	
11	3'46.336	22.549	27.210	22.346	4'58.441P	251,7	15:24'33.928	5	27.918	25.004	29.781	25.870	1'48.573	238,9	15:09'06.207	
12	<b>26.765</b>	22.208	<b>26.626</b>	<b>21.928</b>	<b>1'37.527</b>	252,9	15:26'11.455	6	27.790	22.496	27.226	22.193	1'39.705	253,5	15:10'45.912	
13	26.918	<b>22.173</b>	26.787	21.940	1'37.818	255,3	15:27'49.273	7	29.210	22.190	26.915	22.098	1'40.413	255,3	15:12'26.325	
14	26.890	22.225	26.791	22.003	1'37.909	253,5	15:29'27.182	8	27.512	22.204	27.128	22.107	1'38.951	252,9	15:14'05.276	
15	26.964	22.239	27.057	21.951	1'38.211	252,3	15:31'05.393	9	30.058	23.475	28.132	38.596	2'00.261P	241,6	15:16'05.537	
<b>12° 45 J. BUEHN (1'37.534)</b>																
Lap	Seg.1	Seg.2	Seg.3	Seg.4	Lap Time	km/h	Local Time	10	7'41.637	<b>21.928</b>	23.709	27.688	22.792	8'55.826P	250,0	15:25'01.363
1							15:00'44.468	11	27.305	22.215	<b>26.670</b>	<b>21.851</b>	<b>1'38.041</b>	253,5	15:26'39.404	
2	47.408	24.559	29.416	22.880	2'04.263P	251,2	15:02'48.731	12	<b>27.178</b>	22.252	26.758	21.976	1'38.164	255,9	15:28'17.568	
3	28.044	22.696	27.220	22.380	1'40.340	257,8	15:04'29.071	13	27.396	<b>22.187</b>	26.835	22.054	1'38.472	256,5	15:29'56.040	
<b>16° 41 F. D'ANNUNZIO (1'38.074)</b>																
Lap	Seg.1	Seg.2	Seg.3	Seg.4	Lap Time	km/h	Local Time	1		23.679	27.961	22.310	2'03.992P	<b>255,9</b>	15:02'38.282	
1							15:00'34.290	2	50.042	23.679	27.961	22.310	2'03.992P	<b>255,9</b>	15:02'38.282	
2							15:02'48.731	3	27.190	22.523	<b>26.789</b>	<b>21.925</b>	1'38.427	250,6	15:04'16.709	

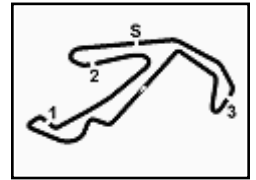
07/07/2018 P = Pits In/Out - C = Lap Time Cancelled

These data/results cannot be reproduced, stored and/or transmitted in whole or in part by any manner of electronic, mechanical, photocopying, recording, broadcasting or otherwise now known or herein after developed without the previous express consent by the copyright owner, except for reproduction in daily press and regular printed publications on sale to the public within 60 days of the event related to those data/results and always provided that copyright symbol appears together as follows below.

© DORNA WSBK ORGANIZATION Srl 2018



**5.4**  
STK1000  
120/06



### PIRELLI Riviera di Rimini Round, 6 - 8 July 2018

#### Superstock 1000 - Chronological Analysis Qualifying

Misano Circuit Sic 58 4.226 m

3 / 4

4	26.951	22.334	26.819	21.970	<b>1'38.074</b>	242,7	15:05'54.783
5	27.252	22.333	26.809	22.399	1'38.793	252,3	15:07'33.576
6	27.171	22.513	27.321	22.212	1'39.217	254,7	15:09'12.793
7	28.545	24.419	27.929	8'09.166	9'30.059P	251,2	15:18'42.852
8	49.345	27.039	44.636	27.114	2'28.134P		15:21'10.986
9	28.022	23.472	28.870	22.449	1'42.813	231,8	15:22'53.799
10	28.279	22.744	27.291	22.306	1'40.620	255,3	15:24'34.419
11	<b>26.875</b>	22.318	27.059	22.017	1'38.269	255,3	15:26'12.688
12	27.141	<b>22.307</b>	27.344	22.217	1'39.009	<b>255,9</b>	15:27'51.697
13	27.262	22.393	27.032	22.191	1'38.878	250,6	15:29'30.575
14	32.260	26.044	28.883	23.286	1'50.473	237,9	15:31'21.048

21° 77 T. ALBERTO (1'38.547)							
Lap	Seg.1	Seg.2	Seg.3	Seg.4	Lap Time	km/h	Local Time
1		24.112	28.021	22.897		251,2	15:01'55.347
2	27.961	22.692	27.460	22.355	1'40.468	248,3	15:03'35.815
3	27.621	22.931	27.226	22.464	1'40.242	<b>256,5</b>	15:05'16.057
4	27.716	23.018	27.436	22.380	1'40.550	254,7	15:06'56.607
5	27.713	22.770	27.343	22.471	1'40.297	255,9	15:08'36.904
6	27.711	22.900	27.335	22.389	1'40.335	252,9	15:10'17.239
7	27.603	22.646	27.335	22.250	1'39.834	255,3	15:11'57.073
8	27.599	22.600	27.031	22.208	1'39.438	253,5	15:13'36.511
9	28.184	23.329	32.528	3'22.067	4'46.108P	208,9	15:18'22.619
10	52.527	23.717	28.188	22.406	2'06.838P	254,1	15:20'29.457
11	27.370	22.494	27.015	<b>22.154</b>	1'39.033	255,3	15:22'08.490
12	<b>27.140</b>	22.515	27.452	22.156	1'39.263	248,8	15:23'47.753
10	29.671	24.294	30.053	2'58.368	4'22.386P	218,2	15:24'46.054
11	51.972	24.847	31.537	25.395	2'13.751P	168,5	15:26'59.805
12	28.907	22.935	27.818	22.307	1'41.967	249,4	15:28'41.772
13	27.976	22.941	29.306	25.616	1'45.839	222,2	15:30'27.611
16	27.187	22.443	27.034	22.338	1'39.002	254,1	15:30'25.971

17° 23 L. SALVADORI (1'38.167)							
Lap	Seg.1	Seg.2	Seg.3	Seg.4	Lap Time	km/h	Local Time
1					2'01.601P	253,5	15:03'14.984
2	47.105	23.963	27.616	22.917	2'01.601P	253,5	15:03'14.984
3	27.498	22.280	27.256	22.169	1'39.203	254,1	15:04'54.187
4	28.482	23.210	28.185	24.090	1'43.967	249,4	15:06'38.154
5	27.338	22.514	26.942	22.159	1'38.953	254,1	15:08'17.107
6	28.593	23.266	28.135	5'27.879	6'47.873P	251,2	15:15'04.980
7	46.953	23.911	28.250	23.089	2'02.203P	247,7	15:17'07.183
8	<b>27.124</b>	22.142	<b>26.872</b>	<b>22.029</b>	<b>1'38.167</b>	<b>255,9</b>	15:18'45.350
9	27.141	<b>22.103</b>	26.998	22.076	1'38.318	252,9	15:20'23.668
10	29.671	24.294	30.053	2'58.368	4'22.386P	218,2	15:24'46.054
11	51.972	24.847	31.537	25.395	2'13.751P	168,5	15:26'59.805
12	28.907	22.935	27.818	22.307	1'41.967	249,4	15:28'41.772
13	27.976	22.941	29.306	25.616	1'45.839	222,2	15:30'27.611

18° 6 E. PUSCEDDU (1'38.263)							
Lap	Seg.1	Seg.2	Seg.3	Seg.4	Lap Time	km/h	Local Time
1					2'20.881P	240,0	14:59'47.077
2	55.984	29.217	31.640	24.040	2'20.881P	240,0	15:02'07.958
3	28.145	22.343	27.127	22.195	1'39.810	248,8	15:03'47.768
4	27.366	22.236	26.922	22.112	1'38.636	248,8	15:05'26.404
5	28.536	22.657	27.604	2'08.204	3'27.001P	246,6	15:08'53.405
6	46.195	23.464	27.895	22.949	2'00.503P	247,1	15:10'53.908
7	27.298	<b>22.133</b>	<b>26.894</b>	<b>21.938</b>	<b>1'38.263</b>	<b>250,0</b>	15:12'32.171
8	<b>27.226</b>	22.187	27.218	21.962	1'38.593	248,8	15:14'10.764

22° 55 F. MARCHIONNI (1'38.715)							
Lap	Seg.1	Seg.2	Seg.3	Seg.4	Lap Time	km/h	Local Time
1		23.737	27.265	22.644		247,7	15:01'53.495
2	27.850	22.699	27.305	22.249	1'40.103	<b>250,6</b>	15:03'33.598
3	31.851	24.357	28.738	2'00.612	3'25.558P	246,0	15:06'59.156
4	48.567	23.428	29.204	22.451	2'03.650P	241,6	15:09'02.806
5	27.474	22.559	27.180	<b>22.096</b>	1'39.309	248,3	15:10'42.115
6	27.307	22.581	27.125	22.195	1'39.208	246,6	15:12'21.323
7	32.840	26.710	29.478	5'05.451	6'34.479P	246,0	15:18'55.802
8	48.352	26.060	28.932	22.385	2'05.729P	240,0	15:21'01.531
9	27.355	22.643	27.158	22.147	1'39.303	249,4	15:22'40.834
10	<b>27.131</b>	<b>22.479</b>	<b>27.008</b>	22.097	<b>1'38.715</b>	<b>250,6</b>	15:24'19.549
11	29.111	24.277	27.067	22.151	1'42.606	244,3	15:26'02.155
12	27.358	22.501	27.919	2'02.354	3'20.132P	247,1	15:29'22.287
13	46.452	23.920	32.581	24.078	2'07.031P	156,1	15:31'29.318

19° 18 A. SANTORO (1'38.268)							
Lap	Seg.1	Seg.2	Seg.3	Seg.4	Lap Time	km/h	Local Time
1					2'07.707P	246,6	15:03'47.116
2	51.774	24.879	28.428	22.626	2'07.707P	246,6	15:03'47.116
3	27.211	<b>22.394</b>	<b>26.589</b>	22.176	1'38.370	<b>253,5</b>	15:05'25.486
4	27.145	22.792	26.836	22.399	1'39.172	250,0	15:07'04.658
5	28.353	23.396	28.366	39.182	1'59.297P	248,3	15:09'03.955
6	3'31.008	24.183	29.036	22.603	4'46.830P	237,9	15:13'50.785
7	27.146	22.720	26.869	22.926	1'39.661	250,0	15:15'30.446
8	27.170	22.669	27.863	23.539	1'41.241	248,8	15:17'11.687
9	27.236	22.652	26.975	22.552	1'39.415	251,2	15:18'51.102
10	28.589	23.285	27.886	37.531	1'57.291P	246,6	15:20'48.393
11	2'38.750	26.481	28.949	23.294	3'57.474P	247,1	15:24'45.867
12	<b>27.071</b>	22.467	26.636	<b>22.094</b>	<b>1'38.268</b>	<b>253,5</b>	15:26'24.135
13	27.145	23.575	29.263	22.604	1'42.587	244,3	15:28'06.722
14	27.111	22.747	26.801	22.271	1'38.930	251,2	15:29'45.652
15	27.377	22.952	27.033	22.501	1'39.863	251,7	15:31'25.515

23° 80 A. PONTONE (1'40.361)							
Lap	Seg.1	Seg.2	Seg.3	Seg.4	Lap Time	km/h	Local Time
1		24.496	28.102	22.672		251,2	15:01'54.754
2	27.693	23.135	27.362	<b>22.346</b>	1'40.536	250,6	15:03'35.290
3	27.711	23.672	27.392	22.468	1'41.243	243,2	15:05'16.533
4	<b>27.526</b>	23.047	<b>27.335</b>	22.453	<b>1'40.361</b>	251,2	15:06'56.894
5	27.650	23.072	27.590	22.505	1'40.817	249,4	15:08'37.711
6	27.622	23.037	27.540	22.394	1'40.593	248,8	15:10'18.304
7	27.651	22.973	27.410	22.513	1'40.547	<b>251,7</b>	15:11'58.851
8	30.981	28.954	29.186	23.167	1'52.288	240,5	15:13'51.139
9	27.607	22.973	27.461	22.571	1'40.612	247,1	15:15'31.751
10	27.806	23.427	28.755	3'52.476	5'12.464P	242,7	15:20'44.215
11	49.353	24.457	28.929	26.099	2'08.838P	247,1	15:22'53.053
12	29.265	<b>22.958</b>	27.794	22.668	1'42.685	251,2	15:24'35.738
13	29.163	24.511	28.418	24.395	1'46.487	240,0	15:26'22.225
14	28.028	23.180	28.738	25.027	1'44.973	237,9	15:28'07.198
15	27.813	23.154	27.920	23.066	1'41.953	251,2	15:29'49.151
16	28.129	24.049	27.975	22.747	1'42.900	241,1	15:31'32.051

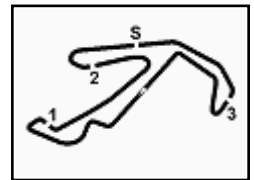
20° 81 A. BERNARDI (1'38.529)							
Lap	Seg.1	Seg.2	Seg.3	Seg.4	Lap Time	km/h	Local Time
1		24.281	27.996	22.289		254,1	15:01'57.759
2	27.524	22.826	27.155	22.466	1'39.971	252,9	15:03'37.730
3	27.472	22.547	27.079	22.182	1'39.280	255,3	15:05'17.010
4	27.757	22.760	27.429	3'45.027	5'02.973P	<b>256,5</b>	15:10'19.983
5	50.802	23.445	27.845	25.764	2'07.856P	252,9	15:12'27.839

07/07/2018 P = Pits In/Out - C = Lap Time Cancelled

These data/results cannot be reproduced, stored and/or transmitted in whole or in part by any manner of electronic, mechanical, photocopying, recording, broadcasting or otherwise now known or herein after developed without the previous express consent by the copyright owner, except for reproduction in daily press and regular printed publications on sale to the public within 60 days of the event related to those data/results and always provided that copyright symbol appears together as follows below.

© DORNA WSBK ORGANIZATION Srl 2018





### PIRELLI Riviera di Rimini Round, 6 - 8 July 2018

#### Superstock 1000 - Chronological Analysis Qualifying

24° 46 M. CUDEVILLE (1'41.099)							
Lap	Seg.1	Seg.2	Seg.3	Seg.4	Lap Time	km/h	Local Time
1							15:00'04.861
2	45.066	24.388	30.247	24.031	2'03.732P	241,6	15:02'08.593
3	28.277	22.885	<b>27.655</b>	22.627	1'41.444	251,7	15:03'50.037
4	<b>27.934</b>	22.917	27.713	22.786	1'41.350	251,2	15:05'31.387
5	28.062	22.885	27.802	22.709	1'41.458	251,2	15:07'12.845
6	28.020	<b>22.747</b>	27.834	<b>22.498</b>	<b>1'41.099</b>	251,7	15:08'53.944
7	33.412	28.480	31.792	6'20.863	7'54.547P	245,5	15:16'48.491
8	52.493	24.663	29.948	24.407	2'11.511P	241,1	15:19'00.002
9	28.733	23.678	28.005	26.379	1'46.795	250,0	15:20'46.797
10	29.147	24.409	31.031	22.824	1'47.411	209,3	15:22'34.208
11	28.092	22.825	27.760	22.657	1'41.334	251,7	15:24'15.542
12	28.066	22.841	27.722	22.576	1'41.205	250,6	15:25'56.747
13	39.531	23.635	29.631	23.404	1'56.201	244,3	15:27'52.948
14	31.440	24.871	31.145	27.153	1'54.609	216,9	15:29'47.557

25° 22 S. FUGARDI (1'41.820)							
Lap	Seg.1	Seg.2	Seg.3	Seg.4	Lap Time	km/h	Local Time
1		24.445	27.795	23.152		247,1	15:01'53.445
2	30.089	24.417	29.219	1'24.167	2'47.892P	238,9	15:04'41.337
3	45.884	23.825	28.903	27.828	2'06.440P	242,2	15:06'47.777
4	<b>27.813</b>	23.421	1'12.537	9'47.286	11'51.057P	213,0	15:18'38.834
5	50.391	25.203	30.984	25.336	2'11.914P	206,1	15:20'50.748
6	28.373	23.493	28.274	22.910	1'43.050	238,9	15:22'33.798
7	28.164	23.532	27.900	22.942	1'42.538	<b>244,9</b>	15:24'16.336
8	27.866	23.376	<b>27.784</b>	<b>22.794</b>	<b>1'41.820</b>	241,1	15:25'58.156
9	28.114	23.417	28.014	23.094	1'42.639	243,8	15:27'40.795
10	27.990	<b>23.301</b>	28.015	23.102	1'42.408	242,7	15:29'23.203
11	28.145	23.640	28.356	23.079	1'43.220	238,9	15:31'06.423

26° 31 V. SUCHET							
Lap	Seg.1	Seg.2	Seg.3	Seg.4	Lap Time	km/h	Local Time
1							15:29'00.869
2	49.495	25.576	28.692	23.242	2'07.005P	<b>246,6</b>	15:31'07.874

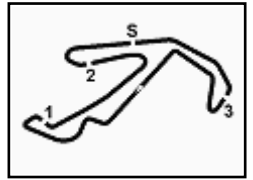
27° 59 A. SCHACHT							
Lap	Seg.1	Seg.2	Seg.3	Seg.4	Lap Time	km/h	Local Time
1		23.061	27.428	22.485		246,0	15:01'50.198
2	27.454	22.662	27.099	22.576	1'39.791C	<b>248,8</b>	15:03'29.989
3	27.437	22.876	28.618	39.889	1'58.820P	237,9	15:05'28.809
4	20'01.624	32.986	37.712	40.813	2'153.135P	157,9	15:27'21.944

07/07/2018 P = Pits In/Out - C = Lap Time Cancelled

These data/results cannot be reproduced, stored and/or transmitted in whole or in part by any manner of electronic, mechanical, photocopying, recording, broadcasting or otherwise now known or herein after developed without the previous express consent by the copyright owner, except for reproduction in daily press and regular printed publications on sale to the public within 60 days of the event related to those data/results and always provided that copyright symbol appears together as follows below.

© DORNA WSBK ORGANIZATION Srl 2018

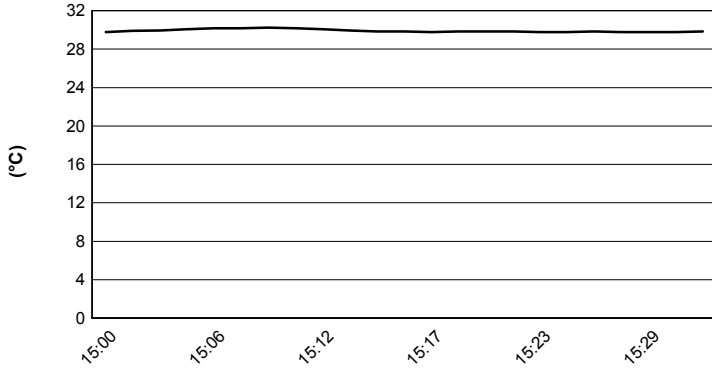




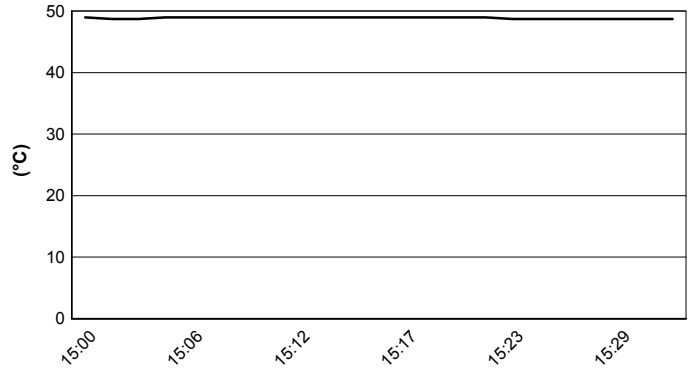
Misano Circuit Sic 58 4.226 m

**PIRELLI Riviera di Rimini Round, 6 - 8 July 2018**  
**Superstock 1000 - Weather Report Qualifying**  
 Session started 15:00 - Session ended 15:32

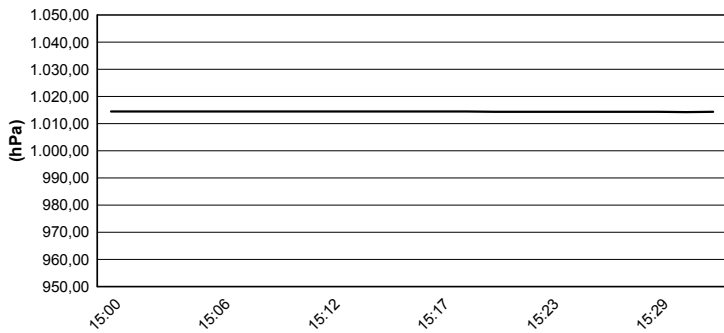
**Air Temperature**



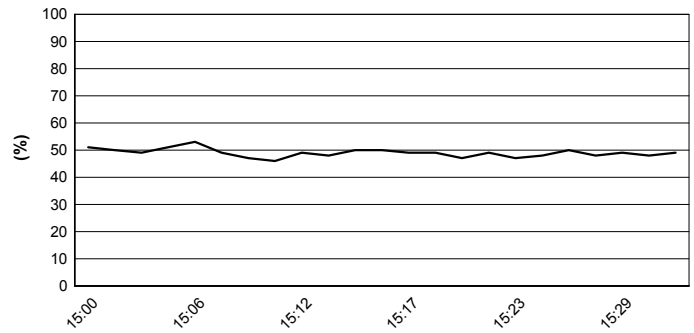
**Track Temperature**



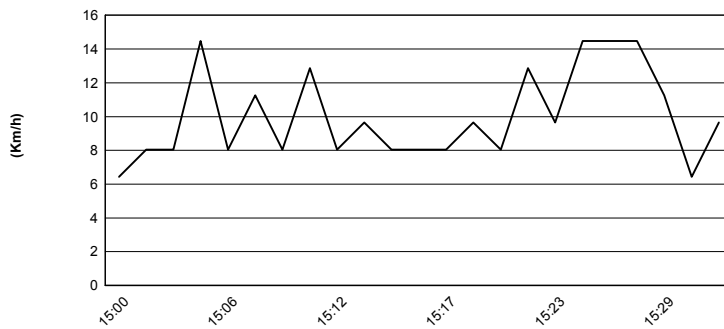
**Air Pressure**



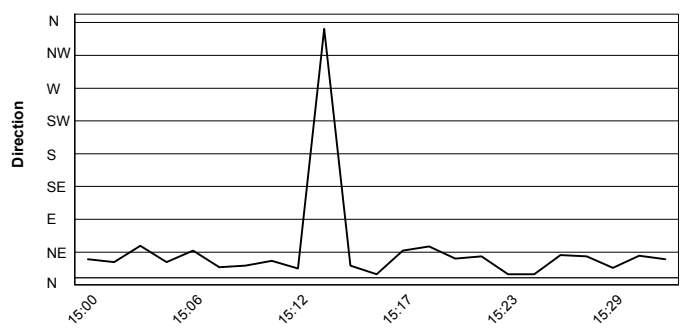
**Humidity**



**Wind Speed**



**Wind Direction**

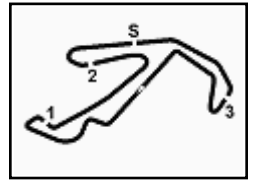


07/07/2018

These data/results cannot be reproduced, stored and/or transmitted in whole or in part by any manner of electronic, mechanical, photocopying, recording, broadcasting or otherwise now known or herein after developed without the previous express consent by the copyright owner, except for reproduction in daily press and regular printed publications on sale to the public within 60 days of the event related to those data/results and always provided that copyright symbol appears together as follows below.

© DORNA WSBK ORGANIZATION Srl 2018





**PIRELLI Riviera di Rimini Round, 6 - 8 July 2018**  
**Superstock 1000 - Provisional Starting Grid**

Misano Circuit Sic 58 4.226 m

15 Laps x 4,226 km = 63,390 km

1	28 REITERBERGER M. BMW 1'36.122	2	84 RUSSO R. Ducati 1'36.566	3	11 FERRARI M. Ducati 1'36.697
2	9 MANTOVANI A. Aprilia 1'36.773	5	7 SCHEIB M. Aprilia 1'36.795	6	2 TAMBURINI R. BMW 1'36.897
3	15 SANDI F. Ducati 1'36.966	8	47 BASSANI A. BMW 1'37.365	9	70 VITALI L. Aprilia 1'37.483
4	76 CAVALIERI S. Ducati 1'37.497	11	21 MARINO F. Yamaha 1'37.527	12	45 BUEHN J. BMW 1'37.534
5	52 DELBIANCO A. BMW 1'37.762	14	51 VIONNET E. BMW 1'37.829	15	16 RUIU G. Kawasaki 1'38.041
6	41 D'ANNUNZIO F. Kawasaki 1'38.074	17	23 SALVADORI L. BMW 1'38.167	18	6 PUSCEDDU E. BMW 1'38.263
7	18 SANTORO A. Yamaha 1'38.268	20	81 BERNARDIA A. BMW 1'38.529	21	77 ALBERTO T. Ducati 1'38.547
8	55 MARCHIONNI F. Yamaha 1'38.715	23	80 PONTONE A. Yamaha 1'40.361	24	46 CUDEVILLE M. Kawasaki 1'41.099
9	22 FUGARDI S. Yamaha 1'41.820	26	59 SCHACHT A. Ducati	27	31 SUCHET V. Kawasaki

07/07/2018 Jury President .....

These data/results cannot be reproduced, stored and/or transmitted in whole or in part by any manner of electronic, mechanical, photocopying, recording, broadcasting or otherwise now known or herein after developed without the previous express consent by the copyright owner, except for reproduction in daily press and regular printed publications on sale to the public within 60 days of the event related to those data/results and always provided that copyright symbol appears together as follows below.

© DORNA WSBK ORGANIZATION Srl 2018

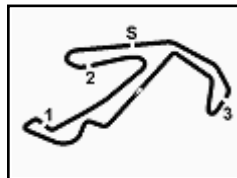
PIRELLI PERUGIA TIMING



Official Tyre Supplier



Official Timekeeper


**PIRELLI Riviera di Rimini Round, 6 - 8 July 2018**
**Superstock 1000 - Pole Ranking**

Misano Circuit Sic 58 4.226 m

	2015	2016	2017	2018
<b>01 Motorland Aragon</b>	Savadori (Ita) Apr 1'52.577 (162,4 Km/h)	Marino (Fra) Yam 1'52.773 (162,1 Km/h)	Rinaldi (Ita) Duc 1'52.245 (162,8 Km/h)	Reiterberger (Ger) Bmw 1'51.427 (172,7 Km/h)
<b>02 TT Circuit Assen</b>	Savadori (Ita) Apr 1'36.998 (168,6 Km/h)	Russo (Ita) Yam 1'38.248 (166,4 Km/h)	Marino (Fra) Yam 1'36.775 (169,0 Km/h)	Reiterberger (Ger) Bmw 1'36.456 (169,5 Km/h)
<b>03 Autodromo Internazionale Enzo e Dino</b>	Jezek (Cze) Duc 1'49.071 (162,9 Km/h)	Tamburini (Ita) Apr 1'49.672 (162,0 Km/h)	Rinaldi (Ita) Duc 1'49.113 (162,9 Km/h)	Scheib (Chi) Apr 2'03.219 (144,2 Km/h)
<b>04 Donington Park</b>	Tamburini (Ita) Bmw 1'29.449 (161,9 Km/h)	De Rosa (Ita) Bmw 1'29.515 (161,8 Km/h)	Rinaldi (Ita) Duc 1'29.587 (161,7 Km/h)	Reiterberger (Ger) Bmw 1'29.089 (162,6 Km/h)
<b>05 Automotodrom Brno</b>				Reiterberger (Ger) Bmw 2'00.855 (160,9 Km/h)
<b>06 Misano World Circuit "Marco Simoncelli"</b>	Savadori (Ita) Apr 1'36.384 (157,8 Km/h)	Faccani (Ita) Duc 1'37.321 (156,3 Km/h)	Rinaldi (Ita) Duc 1'37.237 (156,5 Km/h)	Reiterberger (Ger) Bmw 1'36.122 (158,3 Km/h)
<b>07 Autódromo Internacional do Algarve</b>	Tamburini (Ita) Bmw 1'44.522 (158,2 Km/h)		Marino (Fra) Yam 1'44.936 (157,5 Km/h)	
<b>08 Magny-Cours</b>	Guarnoni (Fra) Yam 1'57.937 (134,6 Km/h)	Mahias (Fra) Yam 1'39.922 (158,9 Km/h)	Tamburini (Ita) Yam 1'40.205 (158,5 Km/h)	

**2018**

5 **M. Reiterberger**  
 1 M. Scheib

**ALL TIMES**

14 S. Barrier	4 B. Roberts	2 M. Roccoli	1 L. Baz
13 A. Badovini	4 M. Pirro	2 L. Mercado	1 B. Staring
7 W. Tortoroglio	4 M. Rinaldi	2 R. De Rosa	1 F. Massei
7 V. Iannuzzo	3 C. Burns	1 D. Jefferies	1 F. Sandi
7 C. Corti	3 M. Fabrizio	1 F. Foret	1 R. Russo
7 L. Savadori	3 E. La Marra	1 J. Morley	1 M. Faccani
6 X. Simeon	3 J. Guarnoni	1 G. Mason	1 L. Mahias
6 D. Petrucci	3 F. Marino	1 C. Vermeulen	1 M. Scheib
6 R. Tamburini	2 S. Nebel	1 M. Nutt	
6 <b>M. Reiterberger</b>	2 J. Ellison	1 R. Chiarello	
5 G. Vizziello	2 F. Capriotti	1 I. Sala	
5 M. Berger	2 L. Alfonsi	1 M. Bauer	
4 K. Harris	2 D. Oliver	1 B. Veneman	
4 D. Van Keymeulen	2 A. Polita	1 M. Smrz	
4 K. Sofuoglu	2 I. Dionisi	1 M. Baiocco	
4 N. Canepa	2 L. Lanzi	1 I. Silva	
4 D. Giugliano	2 L. Scassa	1 O. Jezek	

07/07/2018

These data/results cannot be reproduced, stored and/or transmitted in whole or in part by any manner of electronic, mechanical, photocopying, recording, broadcasting or otherwise now known or herein after developed without the previous express consent by the copyright owner, except for reproduction in daily press and regular printed publications on sale to the public within 60 days of the event related to those data/results and always provided that copyright symbol appears together as follows below.

© DORNA WSBK ORGANIZATION Srl 2018

**PIRELLI PERUGIA TIMING**


Official Tyre Supplier



Official Timekeeper