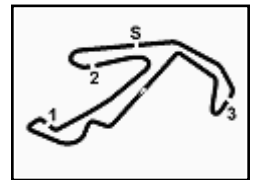



**6.4**
**STK1000**  
**120/06**


### PIRELLI Riviera di Rimini Round, 6 - 8 July 2018

### Superstock 1000 - Chronological Analysis Warm Up

Misano Circuit Sic 58 4.226 m

**1 / 3**

1° 28 M. REITERBERGER (1'36.589)							
Lap	Seg.1	Seg.2	Seg.3	Seg.4	Lap Time	km/h	Local Time
1							10:00'15.346
2	43.695	23.512	27.133	22.341	1'56.681P	254,1	10:02'12.027
3	26.828	21.880	26.789	22.107	1'37.604	255,3	10:03'49.631
4	26.861	21.965	26.668	21.908	1'37.402	255,9	10:05'27.033
5	26.692	<b>21.871</b>	26.534	22.038	1'37.135	258,4	10:07'04.168
6	<b>26.631</b>	21.948	27.285	22.202	1'38.066	259,6	10:08'42.234
7	27.215	21.904	26.605	21.809	1'37.533	255,3	10:10'19.767
8	26.704	21.878	<b>26.355</b>	<b>21.652</b>	<b>1'36.589</b>	256,5	10:11'56.356
9	26.720	22.070	26.486	21.811	1'37.087	<b>261,5</b>	10:13'33.443
10	29.629	22.419	26.954	21.887	1'40.889	255,3	10:15'14.332

2° 11 M. FERRARI (1'37.167)							
Lap	Seg.1	Seg.2	Seg.3	Seg.4	Lap Time	km/h	Local Time
1							10:00'49.376
2	43.566	23.762	28.866	22.521	1'58.715P	<b>256,5</b>	10:02'48.091
3	27.114	22.063	26.491	21.905	1'37.573	255,3	10:04'25.664
4	26.970	22.164	26.580	21.914	1'37.628	255,9	10:06'03.292
5	26.999	21.998	26.583	21.847	1'37.427	254,7	10:07'40.719
6	26.979	22.079	26.479	21.900	1'37.437	<b>256,5</b>	10:09'18.156
7	31.815	23.971	26.936	21.874	1'44.596	<b>256,5</b>	10:11'02.752
8	27.078	22.050	26.531	21.908	1'37.567	255,9	10:12'40.319
9	26.969	22.042	<b>26.414</b>	<b>21.743</b>	1'37.168	<b>256,5</b>	10:14'17.487
10	<b>26.875</b>	<b>21.959</b>	26.420	21.913	<b>1'37.167</b>	255,3	10:15'54.654

3° 2 R. TAMBURINI (1'37.186)							
Lap	Seg.1	Seg.2	Seg.3	Seg.4	Lap Time	km/h	Local Time
1							10:01'39.772
2	58.356	24.605	36.699	24.020	2'23.680P	181,5	10:04'03.452
3	28.119	22.531	27.261	22.517	1'40.428	255,9	10:05'43.880
4	26.994	22.007	26.853	21.797	1'37.651	256,5	10:07'21.531
5	<b>26.866</b>	22.075	26.895	22.785	1'38.621	257,1	10:09'00.152
6	26.938	21.959	26.630	21.831	1'37.358	257,8	10:10'37.510
7	26.915	21.886	<b>26.627</b>	<b>21.758</b>	<b>1'37.186</b>	257,8	10:12'14.696
8	27.022	21.931	33.052	24.510	1'46.515	172,2	10:14'01.211
9	26.915	<b>21.842</b>	26.642	21.822	1'37.221	<b>259,0</b>	10:15'38.432

4° 84 R. RUSSO (1'37.296)							
Lap	Seg.1	Seg.2	Seg.3	Seg.4	Lap Time	km/h	Local Time
1		23.714	27.572	22.566		249,4	10:02'07.102
2	27.109	22.155	26.944	21.784	1'37.992	251,2	10:03'45.094
3	26.886	22.207	26.777	<b>21.677</b>	1'37.547	252,9	10:05'22.641
4	26.840	22.418	27.675	22.634	1'39.567	<b>260,9</b>	10:07'02.208
5	39.167	28.510	28.883	24.797	2'01.357	241,6	10:09'03.565
6	26.982	<b>22.025</b>	<b>26.503</b>	21.786	<b>1'37.296</b>	255,9	10:10'40.861
7	27.067	22.113	26.634	21.753	1'37.567	251,7	10:12'18.428
8	<b>26.837</b>	<b>22.025</b>	26.728	21.726	1'37.316	251,7	10:13'55.744
9	32.102	27.568	29.538	23.276	1'52.484	220,4	10:15'48.228

5° 15 F. SANDI (1'37.515)							
Lap	Seg.1	Seg.2	Seg.3	Seg.4	Lap Time	km/h	Local Time
1							10:00'16.907
2	43.111	22.970	27.480	22.510	1'56.071P	253,5	10:02'12.978
3	27.254	21.960	26.761	21.840	1'37.815	255,9	10:03'50.793
4	27.414	22.017	26.660	<b>21.768</b>	1'37.859	257,1	10:05'28.652
5	27.065	21.919	26.677	21.950	1'37.611	<b>257,8</b>	10:07'06.263
6	27.379	21.939	26.831	22.064	1'38.213	253,5	10:08'44.476
7	<b>27.022</b>	22.266	26.737	21.880	1'37.905	256,5	10:10'22.381
8	27.215	<b>21.852</b>	<b>26.639</b>	21.809	<b>1'37.515</b>	255,3	10:11'59.896

6° 47 A. BASSANI (1'37.524)							
Lap	Seg.1	Seg.2	Seg.3	Seg.4	Lap Time	km/h	Local Time
1							10:00'17.374
2	43.443	23.223	27.446	22.291	1'56.403P	256,5	10:02'13.777
3	27.399	22.426	27.466	21.922	1'39.213	<b>257,1</b>	10:03'52.990
4	27.326	22.388	26.907	22.243	1'38.864	256,5	10:05'31.854

1							10:00'12.664
2	46.478	23.537	27.273	22.401	1'59.689P	252,3	10:02'12.353
3	26.887	22.069	26.772	22.447	1'38.175	259,6	10:03'50.528
4	27.131	22.010	26.738	21.999	1'37.878	262,1	10:05'28.406
5	26.905	21.984	26.724	2'04.537	3'20.150P	<b>266,0</b>	10:08'48.556
6	43.849	22.482	27.037	22.081	1'55.449P	259,6	10:10'44.005
7	<b>26.884</b>	22.119	<b>26.630</b>	<b>21.891</b>	<b>1'37.524</b>	260,9	10:12'21.529
8	27.058	22.051	26.709	21.962	1'37.780	262,1	10:13'59.309
9	27.083	<b>21.912</b>	26.739	22.034	1'37.768	260,2	10:15'37.077

7° 21 F. MARINO (1'37.714)							
Lap	Seg.1	Seg.2	Seg.3	Seg.4	Lap Time	km/h	Local Time
1							10:00'50.901
2	43.881	22.925	28.685	22.499	1'57.990P	251,7	10:02'48.891
3	27.052	22.207	26.804	22.006	1'38.069	255,3	10:04'26.960
4	27.039	22.137	26.807	21.990	1'37.973	254,7	10:06'04.933
5	26.905	22.208	26.651	<b>21.950</b>	<b>1'37.714</b>	253,5	10:07'42.647
6	<b>26.899</b>	<b>22.063</b>	26.801	22.097	1'37.860	255,3	10:09'20.507
7	26.980	22.183	26.778	22.079	1'38.020	251,7	10:10'58.527
8	30.095	23.314	26.920	22.158	1'42.487	251,7	10:12'41.014
9	27.031	22.100	26.641	22.027	1'37.799	<b>259,6</b>	10:14'18.813
10	27.161	22.206	<b>26.634</b>	22.164	1'38.165	252,9	10:15'56.978

8° 52 A. DELBIANCO (1'37.861)							
Lap	Seg.1	Seg.2	Seg.3	Seg.4	Lap Time	km/h	Local Time
1		22.498	27.234	22.285		257,8	10:01'50.082
2	27.614	22.065	26.667	21.919	1'38.265	260,2	10:03'28.347
3	27.475	22.028	<b>26.590</b>	21.928	1'38.021	<b>260,9</b>	10:05'06.368
4	27.356	22.141	26.729	21.914	1'38.140	260,2	10:06'44.508
5	27.376	22.011	26.798	21.934	1'38.119	<b>260,9</b>	10:08'22.627
6	<b>27.206</b>	21.973	26.801	21.922	1'37.902	260,2	10:10'00.529
7	27.315	<b>21.949</b>	26.684	<b>21.913</b>	<b>1'37.861</b>	259,6	10:11'38.390
8	32.454	27.352	31.018	39.043	2'09.867CP	231,8	10:13'48.257

9° 70 L. VITALI (1'37.866)							
Lap	Seg.1	Seg.2	Seg.3	Seg.4	Lap Time	km/h	Local Time
1		22.737	27.375	22.350		252,9	10:01'50.008
2	27.503	22.999	27.139	21.976	1'39.617	256,5	10:03'29.625
3	27.101	22.142	26.900	<b>21.956</b>	1'38.099	257,1	10:05'07.724
4	27.155	22.235	26.898	21.979	1'38.267	255,9	10:06'45.991
5	<b>26.967</b>	<b>22.127</b>	<b>26.759</b>	22.013	<b>1'37.866</b>	257,1	10:08'23.857
6	27.148	22.161	26.879	22.018	1'38.206	256,5	10:10'02.063
7	27.016	22.128	26.829	21.974	1'37.947C	256,5	10:11'40.010
8	30.094	22.590	32.738	22.065	1'47.487	157,7	10:13'27.497
9	27.163	22.286	26.810	22.019	1'38.278	<b>259,6</b>	10:15'05.775

10° 7 M. SCHEIB (1'37.867)							
Lap	Seg.1	Seg.2	Seg.3	Seg.4	Lap Time	km/h	Local Time
1		23.049	27.920	22.279		248,8	10:01'49.473
2	27.353	22.127	27.025	21.866	1'38.371	252,9	10:03'27.844
3	27.320	22.115	26.885	21.931	1'38.251	254,1	10:05'06.095
4	27.214	22.056	26.913	21.920	1'38.103	<b>255,3</b>	10:06'44.198
5	27.166	22.065	26.930	21.898	1'38.059	254,7	10:08'22.257
6	<b>27.046</b>	22.046	26.847	21.928	<b>1'37.867</b>	254,7	10:10'00.124
7	27.161	22.135	<b>26.797</b>	<b>21.865</b>	1'37.958	254,1	10:11'38.082
8	31.542	22.228	32.955	22.116	1'48.841	218,2	10:13'26.923
9	27.448	<b>22.026</b>	29.124	30.562	1'49.160	254,7	10:15'16.083

11° 76 S. CAVALIERI (1'37.979)							
Lap	Seg.1	Seg.2	Seg.3	Seg.4	Lap Time	km/h	Local Time
1							10:00'17.374
2	43.443	23.223	27.446	22.291	1'56.403P	256,5	10:02'13.777
3	27.399	22.426	27.466	21.922	1'39.213	<b>257,1</b>	10:03'52.990
4	27.326	22.388	26.907	22.243	1'38.864	256,5	10:05'31.854

08/07/2018 P = Pits In/Out - C = Lap Time Cancelled

These data/results cannot be reproduced, stored and/or transmitted in whole or in part by any manner of electronic, mechanical, photocopying, recording, broadcasting or otherwise now known or herein after developed without the previous express consent by the copyright owner, except for reproduction in daily press and regular printed publications on sale to the public within 60 days of the event related to those data/results and always provided that copyright symbol appears together as follows below.

© DORNA WSBK ORGANIZATION Srl 2018

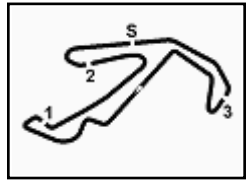
FICR PERUGIA TIMING



Official Tyre Supplier



Official Timekeeper



### PIRELLI Riviera di Rimini Round, 6 - 8 July 2018

### Superstock 1000 - Chronological Analysis Warm Up

Misano Circuit Sic 58.4.226 m

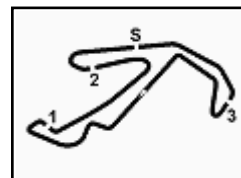
2 / 3

5	27.066	<b>22.162</b>	<b>26.877</b>	<b>21.874</b>	<b>1'37.979</b>	254,7	10:07'09.833	8	27.276	22.540	<b>26.604</b>	<b>22.047</b>	<b>1'38.467</b>	<b>255,3</b>	10:14'20.332
6	<b>26.990</b>	22.195	26.903	22.300	1'38.388	256,5	10:08'48.221	9	27.241	<b>22.339</b>	26.765	22.231	1'38.576	253,5	10:15'58.908
7	1'15.748	32.031	33.650	3'13.129	5'34.558P	236,3	10:14'22.779								
8	47.314	26.629	31.715	25.342	2'11.000P	242,7	10:16'33.779								
12° 59 A. SCHACHT (1'38.190)								17° 77 T. ALBERTO (1'38.614)							
Lap	Seg.1	Seg.2	Seg.3	Seg.4	Lap Time	km/h	Local Time	Lap	Seg.1	Seg.2	Seg.3	Seg.4	Lap Time	km/h	Local Time
1		23.165	27.482	22.318		249,4	10:01'51.585	1		24.530	27.879	22.656		256,5	10:01'56.691
2	27.275	22.510	27.080	22.036	1'38.901	249,4	10:03'30.486	2	28.118	22.870	27.615	22.315	1'40.918	257,1	10:03'37.609
3	27.232	22.401	26.978	21.984	1'38.595	249,4	10:05'09.081	3	28.302	22.446	27.029	22.311	1'40.088	259,0	10:05'17.697
4	27.179	<b>22.221</b>	<b>26.840</b>	<b>21.950</b>	<b>1'38.190</b>	<b>250,0</b>	10:06'47.271	4	27.556	22.395	27.414	22.156	1'39.521	<b>259,6</b>	10:06'57.218
5	<b>27.169</b>	22.256	27.054	22.005	1'38.484	<b>250,0</b>	10:08'25.755	5	27.655	22.515	27.343	22.199	1'39.712	256,5	10:08'36.930
6	27.229	22.484	27.027	22.273	1'39.013	<b>250,0</b>	10:10'04.768	6	27.424	22.512	26.898	22.140	1'38.974	255,9	10:10'15.904
7	27.247	22.430	26.994	22.130	1'38.801	249,4	10:11'43.569	7	27.257	22.397	26.845	22.115	<b>1'38.614</b>	256,5	10:11'54.518
8	28.118	23.133	29.166	22.692	1'43.109	219,1	10:13'26.678	8	27.675	22.355	26.823	<b>21.996</b>	1'38.849	254,7	10:13'33.367
9	27.426	22.634	27.433	22.222	1'39.715	<b>250,0</b>	10:15'06.393	9	<b>27.252</b>	<b>22.157</b>	<b>26.743</b>	22.531	1'38.683	255,3	10:15'12.050
13° 81 A. BERNARDI (1'38.323)								18° 51 E. VIONNET (1'38.653)							
Lap	Seg.1	Seg.2	Seg.3	Seg.4	Lap Time	km/h	Local Time	Lap	Seg.1	Seg.2	Seg.3	Seg.4	Lap Time	km/h	Local Time
1							9:59'59.854	1		23.724	27.594	22.528		254,7	10:01'55.669
2	53.757	24.754	28.875	28.326	2'15.712P	236,8	10:02'15.566	2	27.825	22.380	27.270	22.353	1'39.828	254,7	10:03'35.497
3	27.707	22.470	27.083	22.341	1'39.601	<b>255,9</b>	10:03'55.167	3	27.395	22.238	27.195	22.152	1'38.980	255,3	10:05'14.477
4	<b>27.219</b>	<b>22.187</b>	<b>26.889</b>	22.028	<b>1'38.323</b>	254,7	10:05'33.490	4	27.347	22.185	27.169	<b>21.952</b>	<b>1'38.653</b>	254,7	10:06'53.130
5	27.745	22.500	27.035	22.040	1'39.320	252,9	10:07'12.810	5	27.459	22.215	27.187	22.059	1'38.920	254,1	10:08'32.050
6	27.247	22.374	27.015	<b>22.014</b>	1'38.650	252,9	10:08'51.460	6	27.342	<b>22.083</b>	27.269	21.989	1'38.683	254,1	10:10'10.733
7	27.425	22.307	27.058	22.114	1'38.904	253,5	10:10'30.364	7	27.274	22.325	27.160	22.086	1'38.845	255,9	10:11'49.578
8	28.876	23.275	27.122	22.269	1'41.542	253,5	10:12'11.906	8	<b>27.238</b>	22.185	27.374	22.157	1'38.954	254,1	10:13'28.532
9	27.733	22.229	27.293	22.116	1'39.371	251,7	10:13'51.277	9	27.401	22.301	<b>27.083</b>	22.231	1'39.016	<b>256,5</b>	10:15'07.548
10	27.487	22.358	27.185	22.113	1'39.143	252,9	10:15'30.420								
14° 45 J. BUEHN (1'38.328)								19° 16 G. RUIJ (1'38.693)							
Lap	Seg.1	Seg.2	Seg.3	Seg.4	Lap Time	km/h	Local Time	Lap	Seg.1	Seg.2	Seg.3	Seg.4	Lap Time	km/h	Local Time
1							10:00'15.303	1		27.258	33.618	25.423		204,9	10:02'07.478
2	44.278	23.557	27.559	22.600	1'57.994P	<b>262,1</b>	10:02'13.297	2	28.106	22.393	26.988	22.146	1'39.633	255,3	10:03'47.111
3	27.553	22.531	27.263	22.169	1'39.516	260,2	10:03'52.813	3	27.677	22.337	27.050	23.043	1'40.107	<b>257,1</b>	10:05'27.218
4	27.339	22.781	27.227	22.771	1'40.118	260,9	10:05'32.931	4	<b>27.387</b>	22.209	27.021	22.199	1'38.816	254,7	10:07'06.034
5	<b>27.158</b>	22.186	<b>26.879</b>	22.105	<b>1'38.328</b>	259,6	10:07'11.259	5	27.864	<b>22.173</b>	<b>26.886</b>	22.080	1'39.003	255,3	10:08'45.037
6	27.468	22.424	27.190	22.162	1'39.244	257,8	10:08'50.503	6	27.551	22.214	26.943	<b>21.985</b>	<b>1'38.693</b>	252,9	10:10'23.730
7	27.584	22.264	27.166	<b>21.982</b>	1'38.996	257,1	10:10'29.499	7	31.548	24.190	26.937	22.091	1'44.766	<b>257,1</b>	10:12'08.496
8	27.195	22.483	26.932	22.086	1'38.696	257,1	10:12'08.195	8	27.604	22.350	26.930	22.308	1'39.192	256,5	10:13'47.688
9	27.567	22.268	26.919	22.244	1'38.998	257,8	10:13'47.193	9	27.888	22.476	27.561	22.529	1'40.454	<b>257,1</b>	10:15'28.142
10	28.134	<b>22.170</b>	27.654	22.744	1'40.702	247,7	10:15'27.895								
15° 23 L. SALVADORI (1'38.349)								20° 6 E. PUSCEDDU (1'38.756)							
Lap	Seg.1	Seg.2	Seg.3	Seg.4	Lap Time	km/h	Local Time	Lap	Seg.1	Seg.2	Seg.3	Seg.4	Lap Time	km/h	Local Time
1							10:00'52.028	1							9:59'52.286
2	52.730	23.615	30.534	24.809	2'11.688P	244,9	10:04'03.716	2	51.210	26.439	34.191	23.050	2'14.890P	196,0	10:02'07.176
3	28.056	22.524	27.237	22.527	1'40.344	<b>258,4</b>	10:05'44.060	3	27.512	<b>22.183</b>	<b>27.009</b>	<b>22.052</b>	<b>1'38.756</b>	<b>249,4</b>	10:03'45.932
4	27.286	<b>22.106</b>	<b>26.855</b>	22.102	<b>1'38.349</b>	255,9	10:07'22.409								
5	27.529	22.388	27.063	22.363	1'39.343	255,9	10:09'01.752								
6	<b>27.283</b>	22.233	26.976	22.141	1'38.633	256,5	10:10'40.385								
7	27.825	22.309	26.913	22.132	1'39.179	255,3	10:12'19.564								
8	31.109	29.357	40.854	22.983	2'04.303	141,9	10:14'23.867								
9	27.508	22.444	27.084	<b>22.094</b>	1'39.130	254,7	10:16'02.997								
16° 18 A. SANTORO (1'38.467)								21° 41 F. D'ANNUNZIO (1'39.321)							
Lap	Seg.1	Seg.2	Seg.3	Seg.4	Lap Time	km/h	Local Time	Lap	Seg.1	Seg.2	Seg.3	Seg.4	Lap Time	km/h	Local Time
1							10:00'52.021	1							10:00'15.338
2	43.635	23.229	28.120	22.745	1'57.729P	249,4	10:02'49.750	2	46.433	23.368	27.436	22.440	1'59.677P	248,3	10:02'15.015
3	27.342	22.630	26.815	22.193	1'38.980	251,7	10:04'28.730	3	27.953	22.600	27.614	22.496	1'40.663	247,1	10:03'55.678
4	<b>27.236</b>	22.546	26.830	22.260	1'38.872	253,5	10:06'07.602	4	27.407	22.899	27.218	22.286	1'39.810	248,3	10:05'35.488
5	27.348	22.581	26.832	22.305	1'39.066	248,3	10:07'46.668	5	27.495	22.444	27.213	22.460	1'39.612	<b>250,6</b>	10:07'15.100
6	28.420	24.481	28.656	39.838	2'01.395P	243,8	10:09'48.063	6	27.461	22.581	27.826	<b>22.196</b>	1'40.064	244,3	10:08'55.164
7	1'37.191	27.278	27.012	22.321	2'53.802P	253,5	10:12'41.865	7	<b>27.389</b>	<b>22.414</b>	<b>27.195</b>	22.323	<b>1'39.321</b>	247,7	10:10'34.485
								8	27.476	22.983	29.163	22.630	1'42.252	184,9	10:12'16.737
								9	31.183	24.773	27.660	22.709	1'46.325	247,1	10:14'03.062
								10	27.542	22.558	27.402	22.320	1'39.822	246,6	10:15'42.884
16° 18 A. SANTORO (1'38.467)								22° 55 F. MARCHIONNI (1'39.504)							
Lap	Seg.1	Seg.2	Seg.3	Seg.4	Lap Time	km/h	Local Time	Lap	Seg.1	Seg.2	Seg.3	Seg.4	Lap Time	km/h	Local Time
1							10:00'52.021	1		24.391	35.291	24.018		143,6	10:02'06.366
2	43.635	23.229	28.120	22.745	1'57.729P	249,4	10:02'49.750	2	27.625	22.636	27.453	<b>22.206</b>	1'39.920	<b>251,7</b>	10:03'46.286
3	27.342	22.630	26.815	22.193	1'38.980	251,7	10:04'28.730	3	27.354	<b>22.432</b>	27.551	22.288	1'39.625	250,0	10:05'25.911
4	<b>27.236</b>	22.546	26.830	22.260	1'38.872	253,5	10:06'07.602	4	32.102	27.721	29.247	3'46.577	5'15.647P	234,3	10:10'41.558

08/07/2018 P = Pits In/Out - C = Lap Time Cancelled

These data/results cannot be reproduced, stored and/or transmitted in whole or in part by any manner of electronic, mechanical, photocopying, recording, broadcasting or otherwise now known or herein after developed without the previous express consent by the copyright owner, except for reproduction in daily press and regular printed publications on sale to the public within 60 days of the event related to those data/results and always provided that copyright symbol appears together as follows below.

© DORNA WSBK ORGANIZATION Srl 2018



### PIRELLI Riviera di Rimini Round, 6 - 8 July 2018

#### Superstock 1000 - Chronological Analysis Warm Up

5	46.845	24.440	<b>27.156</b>	22.443	2'00.884P	248,3	10:12'42.442
6	<b>27.345</b>	22.606	27.212	22.383	1'39.546	247,7	10:14'21.988
7	27.562	22.524	27.182	22.236	<b>1'39.504</b>	246,6	10:16'01.492

23°		31 V. SUCHET (1'40.712)					
Lap	Seg.1	Seg.2	Seg.3	Seg.4	Lap Time	km/h	Local Time
1		23.995	28.196	23.097		250,0	10:01'55.916
2	28.632	22.899	28.036	23.068	1'42.635	251,7	10:03'38.551
3	27.999	22.917	27.773	22.693	1'41.382	251,7	10:05'19.933
4	28.637	22.570	27.601	22.681	1'41.489	250,6	10:07'01.422
5	28.073	22.717	<b>27.392</b>	<b>22.530</b>	<b>1'40.712</b>	<b>253,5</b>	10:08'42.134
6	28.219	<b>22.544</b>	27.748	22.815	1'41.326	250,6	10:10'23.460
7	28.860	23.044	28.054	22.601	1'42.559	246,6	10:12'06.019
8	28.024	22.817	27.490	22.762	1'41.093	251,2	10:13'47.112
9	<b>27.951</b>	22.799	27.560	22.626	1'40.936	248,8	10:15'28.048

24°		46 M. CUDEVILLE (1'41.032)					
Lap	Seg.1	Seg.2	Seg.3	Seg.4	Lap Time	km/h	Local Time
1		24.262	28.411	23.366		248,8	10:01'55.405
2	28.632	22.949	27.788	22.735	1'42.104	249,4	10:03'37.509
3	28.774	22.914	27.856	22.813	1'42.357	252,9	10:05'19.866
4	28.996	22.830	27.648	22.732	1'42.206	252,9	10:07'02.072
5	28.194	22.889	27.757	22.570	1'41.410	<b>255,3</b>	10:08'43.482
6	<b>28.011</b>	23.557	27.993	22.852	1'42.413	253,5	10:10'25.895
7	28.190	23.015	27.664	22.714	1'41.583	251,2	10:12'07.478
8	28.041	22.863	27.640	<b>22.488</b>	<b>1'41.032</b>	254,7	10:13'48.510
9	28.218	<b>22.784</b>	<b>27.578</b>	22.681	1'41.261	251,7	10:15'29.771

25°		80 A. PONTONE (1'41.114)					
Lap	Seg.1	Seg.2	Seg.3	Seg.4	Lap Time	km/h	Local Time
1		24.936	28.215	22.783		244,9	10:01'57.324
2	27.916	23.151	27.894	22.628	1'41.589	247,7	10:03'38.913
3	27.991	23.227	27.534	22.746	1'41.498	249,4	10:05'20.411
4	30.191	23.485	27.809	25.187	1'46.672	247,7	10:07'07.083
5	<b>27.754</b>	23.186	27.683	22.744	1'41.367	247,1	10:08'48.450
6	28.007	23.405	27.916	<b>22.615</b>	1'41.943	240,5	10:10'30.393
7	27.911	<b>23.092</b>	<b>27.450</b>	22.661	<b>1'41.114</b>	246,6	10:12'11.507
8	27.786	23.210	27.619	22.712	1'41.327	<b>250,0</b>	10:13'52.834

26°		22 S. FUGARDI (1'41.727)					
Lap	Seg.1	Seg.2	Seg.3	Seg.4	Lap Time	km/h	Local Time
1							9:59'57.266
2	46.919	24.629	33.822	24.436	2'09.806P	165,6	10:02'07.072
3	28.698	<b>23.166</b>	28.175	23.469	1'43.508	247,1	10:03'50.580
4	28.344	23.287	27.792	23.011	1'42.434	247,7	10:05'33.014
5	28.062	23.349	27.770	22.883	1'42.064	248,8	10:07'15.078
6	28.028	23.186	<b>27.759</b>	<b>22.754</b>	<b>1'41.727</b>	<b>250,6</b>	10:08'56.805
7	28.118	23.431	27.855	23.449	1'42.853	246,0	10:10'39.658
8	34.819	27.923	33.206	27.421	2'03.369	206,5	10:12'43.027
9	28.097	23.317	28.005	22.967	1'42.386	247,1	10:14'25.413
10	<b>27.950</b>	23.361	27.991	22.993	1'42.295C	244,9	10:16'07.708

27°		9 A. MANTOVANI					
Lap	Seg.1	Seg.2	Seg.3	Seg.4	Lap Time	km/h	Local Time
1							10:00'20.522

08/07/2018 P = Pits In/Out - C = Lap Time Cancelled

These data/results cannot be reproduced, stored and/or transmitted in whole or in part by any manner of electronic, mechanical, photocopying, recording, broadcasting or otherwise now known or herein after developed without the previous express consent by the copyright owner, except for reproduction in daily press and regular printed publications on sale to the public within 60 days of the event related to those data/results and always provided that copyright symbol appears together as follows below.

© DORNA WSBK ORGANIZATION Srl 2018