

TT Circuit Assen 4.542 m

**1 / 2**

## Dutch Round, 20-21-22 April 2018

### World Superbike - Results Race 1

Laps 21 = 95,382 Km - Time of Race 33'40.360 - Avg. 169,957 km/h

Pos	Race	Grid	No. Rider	Nat	Team	Bike	Class	LL	Gap	Fastest Lap	Speed	Qualifying		Ranking		
												Time	Speed	R1	R2	Tot
1	2	1	J. REA	GBR	Kawasaki Racing Team WorldSBK	Kawasaki ZX-10RR		21		1'35.480	288,0	1'34.112	286,5	25	<b>209</b>	1
2	7	60	M. VAN DER MARK	NED	Pata Yamaha Official WorldSBK Team	Yamaha YZF R1		21	<b>0.981</b>	1'35.248	288,0	1'34.873	284,2	20	<b>113</b>	6
3	8	7	C. DAVIES	GBR	Aruba.it Racing - Ducati	Ducati Panigale R		21	<b>1.282</b>	1'35.337	292,7	1'34.986	288,0	16	<b>162</b>	2
4	6	66	T. SYKES	GBR	Kawasaki Racing Team WorldSBK	Kawasaki ZX-10RR		21	<b>1.413</b>	1'35.645	291,1	1'34.840	284,2	13	<b>137</b>	3
5	3	12	X. FORES	ESP	Barni Racing Team	Ducati Panigale R	IND	21	<b>8.625</b>	1'35.302	290,3	1'34.387	285,7	11	<b>124</b>	5
6	5	33	M. MELANDRI	ITA	Aruba.it Racing - Ducati	Ducati Panigale R		21	<b>14.903</b>	1'35.467	295,1	1'34.838	289,5	10	<b>131</b>	4
7	10	76	L. BAZ	FRA	GULF ALTHEA BMW Racing Team	BMW S 1000 RR		21	<b>17.301</b>	1'35.834	288,0	1'35.541	282,0	9	<b>52</b>	10
8	13	36	L. MERCADO	ARG	Orelac Racing VerdNatura	Kawasaki ZX-10RR	IND	21	<b>21.482</b>	1'36.127	287,2	1'35.854	282,7	8	<b>31</b>	15
9	9	81	J. TORRES	ESP	MV Agusta Reparto Corse	MV Agusta 1000 F4		21	<b>21.938</b>	1'36.054	288,0	1'35.099	282,7	7	<b>52</b>	9
10	11	54	T. RAZGATLIOGLU	TUR	Kawasaki Puccetti Racing	Kawasaki ZX-10RR	IND	21	<b>24.939</b>	1'35.873	285,0	1'35.858	283,5	6	<b>58</b>	8
11	14	40	R. RAMOS	ESP	Team GoEleven Kawasaki	Kawasaki ZX-10RR	IND	21	<b>27.049</b>	1'36.628	281,3	1'35.982	274,8	5	<b>32</b>	14
12	1	22	A. LOWES	GBR	Pata Yamaha Official WorldSBK Team	Yamaha YZF R1		21	<b>33.226</b>	1'35.341	291,9	1'34.066	288,0	4	<b>92</b>	7
13	16	34	D. GIUGLIANO	ITA	Milwaukee Aprilia	Aprilia RSV4 RF		21	<b>35.630</b>	1'36.731	288,0	1'36.417	285,0	3	<b>11</b>	19
14	15	99	P. JACOBSEN	USA	TripleM Honda World Superbike Team	Honda CBR1000RR	IND	21	<b>38.480</b>	1'36.308	296,7	1'36.199	287,2	2	<b>17</b>	17
15	4	32	L. SAVADORI	ITA	Milwaukee Aprilia	Aprilia RSV4 RF		21	<b>38.604</b>	1'36.090	289,5	1'34.739	285,7	1	<b>33</b>	13
16	17	68	Y. HERNANDEZ	COL	Team Pedercini Racing	Kawasaki ZX-10RR	IND	21	<b>44.690</b>	1'36.550	284,2	1'36.478	281,3		<b>11</b>	20
----- <b>Not Classified</b> -----																
RET	12	21	M. RINALDI	ITA	Aruba.it Racing - Junior Team	Ducati Panigale R	IND	5	<b>16 Laps</b>	1'36.207	289,5	1'35.875	286,5		<b>39</b>	12
----- <b>Disqualified</b> -----																
DSQ	18	37	O. JEZEK	CZE	Guandalini Racing	Yamaha YZF R1	IND	21	<b>51.135</b>	1'37.395	282,7	1'36.734	282,0		<b>2</b>	22

AIR	Humidity:	43%	Temp:	18°C
TRACK	Condition:	Dry	Temp:	30°C

Records	Pole (SP2)	2017	J.Rea	1'33.505	174,87 Km/h
	Race (RC1)	2017	J.Rea	1'34.880	172,34 Km/h
	Circuit (SP2)	2017	J.Rea	1'33.505	174,87 Km/h
Race Fastest Lap	Lap 2		M.van der Mark	1'35.248	171,67 Km/h

LAP LEADERS					
No.	Rider	From	To	Laps	Total
1	J. REA	1	7	7	
60	M. VAN DER MARK	8	9	2	2
1	J. REA	10	21	12	19

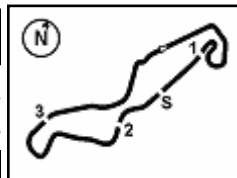
TOTAL LEADER LAPS					
No.	Rider	Laps			
1	J. REA	57	50	E. LAVERTY	2
66	T. SYKES	41	25	D. FALZON	1
7	C. DAVIES	24	99	P. JACOBSEN	1
12	X. FORES	15			
33	M. MELANDRI	9			
60	M. VAN DER MARK	9			
22	A. LOWES	2			

N.37 (Jezek O.) has been disqualified according to art. 2.3.9 and 2.3.10

Start 21/04/2018 13:00 End 13:35 The results are provisional until the end of the time limit for protests and appeals and the completion of the technical checks.

These data/results cannot be reproduced, stored and/or transmitted in whole or in part by any manner of electronic, mechanical, photocopying, recording, broadcasting or otherwise now known or herein after developed without the previous express consent by the copyright owner, except for reproduction in daily press and regular printed publications on sale to the public within 60 days of the event related to those data/results and always provided that copyright symbol appears together as follows below.

© DORNA WSBK ORGANIZATION Srl 2018



## Dutch Round, 20-21-22 April 2018 World Superbike - Results Race 1

### Race Highlights

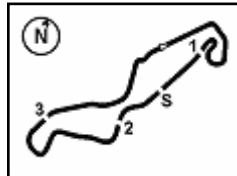
Time	No. Rider	Description
12.58.08		Warm-up Lap Start
13.00.38		Start
13.01.39		No Jump Start
13.09.37	21 Rinaldi	Crashed - Turn 7
13.10.28	21 Rinaldi	Out
13.11.32	21 Rinaldi	Medical Centre
13.23.45	32 Savadori	Crashed - Turn 5
13.24.08	32 Savadori	Re-joined
13.35.13		End Of Session

21/04/2018      Start      End      The results are provisional until the end of the time limit for protests and appeals  
13:00      13:35      and the completion of the technical checks.

These data/results cannot be reproduced, stored and/or transmitted in whole or in part by any manner of electronic, mechanical, photocopying, recording, broadcasting or otherwise now known or herein after developed without the previous express consent by the copyright owner, except for reproduction in daily press and regular printed publications on sale to the public within 60 days of the event related to those data/results and always provided that copyright symbol appears together as follows below.

© DORNA WSBK ORGANIZATION Srl 2018





TT Circuit Assen 4.542 m

1 / 3

## Dutch Round, 20-21-22 April 2018 World Superbike - Lap Chart Race 1

		Lap																			
	1	2	3	4	5	6	7	8	9	10	11	12	13	14	15	16	17	18	19	20	21
1	1	1	1	1	1	1	1	60	60	1	1	1	1	1	1	1	1	1	1	1	1
2	22	22	60	60	60	60	60	1	1	60	7	7	7	7	7	7	60	60	60	60	60
3	12	12	22	22	22	22	22	22	7	7	60	60	60	60	60	60	7	7	7	7	7
4	60	60	12	12	12	12	12	7	12	12	12	12	12	12	12	66	66	66	66	66	66
5	33	33	33	7	7	7	7	12	22	33	33	66	66	66	66	12	12	12	12	12	12
6	66	7	7	33	33	33	33	33	33	66	66	33	33	33	33	33	33	33	33	33	33
7	7	66	66	66	66	66	66	66	66	22	22	76	76	76	76	76	76	76	76	76	76
8	54	32	54	54	54	54	54	54	76	54	76	22	54	32	36	36	36	36	36	36	36
9	32	54	32	76	76	76	76	76	54	76	54	54	32	36	54	54	54	81	81	81	81
10	76	76	76	36	36	36	32	32	32	32	32	32	36	54	81	81	81	54	54	54	54
11	36	36	36	32	32	32	36	36	36	36	36	36	22	81	22	22	40	40	40	40	40
12	21	21	21	21	21	81	81	81	81	81	81	81	81	22	40	40	22	22	22	22	22
13	81	81	81	81	81	40	40	40	40	40	40	40	40	40	68	68	68	68	34	34	34
14	40	40	40	40	40	68	68	68	68	68	68	68	68	68	99	99	99	99	68	99	99
15	34	34	34	34	68	99	99	99	99	99	99	99	99	99	34	34	34	34	99	32	32
16	68	68	68	68	34	34	34	34	34	34	34	34	34	34	32	32	32	32	32	68	68
17	37	37	99	99	99	37	37	37	37	37	37	37	37	37	37	37	37	37	37	37	37
18	99	99	37	37	37																

Final Result		
1	<b>1 J. REA</b>	Laps 21
2	<b>60 M. VAN DER MARK</b>	0.981
3	<b>7 C. DAVIES</b>	1.282
4	<b>66 T. SYKES</b>	1.413
5	<b>12 X. FORES</b>	8.625
6	<b>33 M. MELANDRI</b>	14.903
7	<b>76 L. BAZ</b>	17.301
8	<b>36 L. MERCADO</b>	21.482
9	<b>81 J. TORRES</b>	21.938
10	<b>54 T. RAZGATLIOGLU</b>	24.939
11	<b>40 R. RAMOS</b>	27.049
12	<b>22 A. LOWES</b>	33.226
13	<b>34 D. GIUGLIANO</b>	35.630
14	<b>99 P. JACOBSEN</b>	38.480
15	<b>32 L. SAVADORI</b>	38.604
16	<b>68 Y. HERNANDEZ</b>	44.690
17	<b>37 O. JEZEK</b>	51.135
RET	<b>21 M. RINALDI</b>	16 Laps

21/04/2018

These data/results cannot be reproduced, stored and/or transmitted in whole or in part by any manner of electronic, mechanical, photocopying, recording, broadcasting or otherwise now known or herein after developed without the previous express consent by the copyright owner, except for reproduction in daily press and regular printed publications on sale to the public within 60 days of the event related to those data/results and always provided that copyright symbol appears together as follows below.

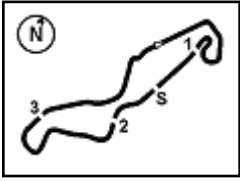
© DORNA WSBK ORGANIZATION Srl 2018

**PIRELLI PERUGIA TIMING**


Official Tyre Supplier



Official Timekeeper



**Dutch Round, 20-21-22 April 2018**

**World Superbike - Lap Chart Race 1**

TT Circuit Assen 4.542 m

**Lap 1**

1	1 J.Rea	13:02'12.697
2	22 A.Lowes	0.327
3	12 X.Fores	0.646
4	60 M.van der Mark	0.852
5	33 M.Melandri	1.110
6	66 T.Sykes	1.270
7	7 C.Davies	1.598
8	54 T.Razgatioglu	2.137
9	32 L.Savadori	2.210
10	76 L.Baz	2.366
11	36 L.Mercado	2.514
12	21 M.Rinaldi	2.911
13	81 J.Torres	3.161
14	40 R.Ramos	3.711
15	34 D.Giugliano	4.054
16	68 Y.Hernandez	4.411
17	37 O.Jezek	5.055
18	99 P.Jacobsen	5.829

14	40 R.Ramos	6.904
15	34 D.Giugliano	7.705
16	68 Y.Hernandez	7.969
17	99 P.Jacobsen	9.180
18	37 O.Jezek	10.480

**Lap 5**

1	1 J.Rea	13:08'35.228
2	60 M.van der Mark	0.281
3	22 A.Lowes	0.705
4	12 X.Fores	1.010
5	7 C.Davies	1.540
6	33 M.Melandri	1.610
7	66 T.Sykes	2.132
8	54 T.Razgatioglu	3.841
9	76 L.Baz	4.410
10	36 L.Mercado	5.177
11	32 L.Savadori	5.436
12	21 M.Rinaldi	5.728
13	81 J.Torres	6.091
14	40 R.Ramos	8.152
15	68 Y.Hernandez	8.963
16	34 D.Giugliano	9.817
17	99 P.Jacobsen	9.932
18	37 O.Jezek	13.054

10	32 L.Savadori	6.695
11	36 L.Mercado	6.855
12	81 J.Torres	7.339
13	40 R.Ramos	11.101
14	68 Y.Hernandez	11.336
15	99 P.Jacobsen	13.751
16	34 D.Giugliano	15.473
17	37 O.Jezek	19.263

**Lap 9**

1	60 M.van der Mark	13:14'59.067
2	1 J.Rea	0.079
3	7 C.Davies	0.539
4	12 X.Fores	0.994
5	22 A.Lowes	1.473
6	33 M.Melandri	1.681
7	66 T.Sykes	1.806
8	76 L.Baz	5.562
9	54 T.Razgatioglu	5.684
10	32 L.Savadori	6.877
11	36 L.Mercado	7.396
12	81 J.Torres	8.036
13	40 R.Ramos	12.010
14	68 Y.Hernandez	12.350
15	99 P.Jacobsen	15.171
16	34 D.Giugliano	17.287
17	37 O.Jezek	21.459

**Lap 13**

1	1 J.Rea	13:21'23.885
2	7 C.Davies	0.307
3	60 M.van der Mark	0.399
4	12 X.Fores	0.646
5	66 T.Sykes	1.113
6	33 M.Melandri	2.483
7	76 L.Baz	7.889
8	54 T.Razgatioglu	8.288
9	32 L.Savadori	8.370
10	36 L.Mercado	8.652
11	22 A.Lowes	10.245
12	81 J.Torres	10.366
13	40 R.Ramos	15.410
14	68 Y.Hernandez	16.605
15	99 P.Jacobsen	20.898
16	34 D.Giugliano	23.179
17	37 O.Jezek	29.359

**Lap 2**

1	1 J.Rea	13:03'48.177
2	22 A.Lowes	0.188
3	12 X.Fores	0.468
4	60 M.van der Mark	0.620
5	33 M.Melandri	1.097
6	7 C.Davies	1.455
7	66 T.Sykes	1.732
8	32 L.Savadori	3.056
9	54 T.Razgatioglu	3.087
10	76 L.Baz	3.343
11	36 L.Mercado	3.474
12	21 M.Rinaldi	3.962
13	81 J.Torres	4.121
14	40 R.Ramos	4.945
15	34 D.Giugliano	5.305
16	68 Y.Hernandez	5.825
17	37 O.Jezek	7.135
18	99 P.Jacobsen	7.579

**Lap 6**

1	1 J.Rea	13:10'10.825
2	60 M.van der Mark	0.175
3	22 A.Lowes	0.465
4	12 X.Fores	1.062
5	7 C.Davies	1.520
6	33 M.Melandri	1.828
7	66 T.Sykes	2.180
8	54 T.Razgatioglu	4.311
9	76 L.Baz	4.647
10	36 L.Mercado	5.927
11	32 L.Savadori	6.112
12	81 J.Torres	7.258
13	40 R.Ramos	9.828
14	68 Y.Hernandez	10.091
15	99 P.Jacobsen	12.436
16	34 D.Giugliano	12.849
17	37 O.Jezek	15.412

**Lap 10**

1	1 J.Rea	13:16'34.921
2	60 M.van der Mark	0.062
3	7 C.Davies	0.535
4	12 X.Fores	1.292
5	33 M.Melandri	2.036
6	66 T.Sykes	2.443
7	22 A.Lowes	3.156
8	54 T.Razgatioglu	6.258
9	76 L.Baz	6.345
10	32 L.Savadori	7.171
11	36 L.Mercado	7.863
12	81 J.Torres	8.693
13	40 R.Ramos	13.655
14	68 Y.Hernandez	13.727
15	99 P.Jacobsen	16.880
16	34 D.Giugliano	19.222
17	37 O.Jezek	23.746

**Lap 14**

1	1 J.Rea	13:23'00.095
2	7 C.Davies	0.240
3	60 M.van der Mark	0.403
4	12 X.Fores	0.898
5	66 T.Sykes	1.123
6	33 M.Melandri	3.037
7	76 L.Baz	8.467
8	32 L.Savadori	8.574
9	36 L.Mercado	9.524
10	54 T.Razgatioglu	9.530
11	81 J.Torres	11.440
12	22 A.Lowes	12.448
13	40 R.Ramos	16.035
14	68 Y.Hernandez	17.962
15	99 P.Jacobsen	22.304
16	34 D.Giugliano	24.536
17	37 O.Jezek	31.695

**Lap 3**

1	1 J.Rea	13:05'24.104
2	60 M.van der Mark	0.503
3	22 A.Lowes	0.577
4	12 X.Fores	0.808
5	33 M.Melandri	1.058
6	7 C.Davies	1.273
7	66 T.Sykes	1.703
8	54 T.Razgatioglu	3.033
9	32 L.Savadori	3.801
10	76 L.Baz	3.811
11	36 L.Mercado	3.873
12	21 M.Rinaldi	4.320
13	81 J.Torres	4.593
14	40 R.Ramos	5.646
15	34 D.Giugliano	6.314
16	68 Y.Hernandez	6.687
17	99 P.Jacobsen	8.214
18	37 O.Jezek	8.603

**Lap 7**

1	1 J.Rea	13:11'46.861
2	60 M.van der Mark	0.052
3	22 A.Lowes	0.387
4	12 X.Fores	0.727
5	7 C.Davies	1.136
6	33 M.Melandri	1.810
7	66 T.Sykes	2.074
8	54 T.Razgatioglu	4.368
9	76 L.Baz	4.578
10	32 L.Savadori	6.811
11	36 L.Mercado	6.838
12	81 J.Torres	7.583
13	40 R.Ramos	10.589
14	68 Y.Hernandez	10.918
15	99 P.Jacobsen	13.265
16	34 D.Giugliano	14.340
17	37 O.Jezek	17.725

**Lap 11**

1	1 J.Rea	13:18'11.376
2	7 C.Davies	0.248
3	60 M.van der Mark	0.319
4	12 X.Fores	0.579
5	33 M.Melandri	1.577
6	66 T.Sykes	1.658
7	22 A.Lowes	4.586
8	76 L.Baz	6.398
9	54 T.Razgatioglu	7.016
10	32 L.Savadori	7.140
11	36 L.Mercado	7.762
12	81 J.Torres	8.881
13	40 R.Ramos	14.315
14	68 Y.Hernandez	14.575
15	99 P.Jacobsen	17.984
16	34 D.Giugliano	20.632
17	37 O.Jezek	25.435

**Lap 15**

1	1 J.Rea	13:24'35.923
2	7 C.Davies	0.233
3	60 M.van der Mark	0.484
4	12 X.Fores	1.625
5	66 T.Sykes	1.713
6	33 M.Melandri	3.856
7	76 L.Baz	9.989
8	36 L.Mercado	10.584
9	54 T.Razgatioglu	10.912
10	81 J.Torres	12.579
11	22 A.Lowes	14.869
12	40 R.Ramos	17.062
13	68 Y.Hernandez	20.043
14	99 P.Jacobsen	23.908
15	34 D.Giugliano	26.419
16	32 L.Savadori	29.619
17	37 O.Jezek	34.817

**Lap 4**

1	1 J.Rea	13:06'59.672
2	60 M.van der Mark	0.429
3	22 A.Lowes	0.748
4	12 X.Fores	1.069
5	7 C.Davies	1.335
6	33 M.Melandri	1.545
7	66 T.Sykes	1.973
8	54 T.Razgatioglu	3.370
9	76 L.Baz	4.084
10	36 L.Mercado	4.432
11	32 L.Savadori	4.886
12	21 M.Rinaldi	5.077
13	81 J.Torres	5.397

**Lap 8**

1	60 M.van der Mark	13:13'23.159
2	1 J.Rea	0.112
3	22 A.Lowes	0.369
4	7 C.Davies	0.725
5	12 X.Fores	0.828
6	33 M.Melandri	1.406
7	66 T.Sykes	1.616
8	54 T.Razgatioglu	4.749
9	76 L.Baz	4.884

**Lap 12**

1	1 J.Rea	13:19'47.762
2	7 C.Davies	0.218
3	60 M.van der Mark	0.324
4	12 X.Fores	0.558
5	66 T.Sykes	1.481
6	33 M.Melandri	1.960
7	76 L.Baz	7.151

**Lap 16**

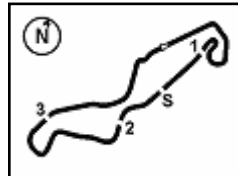
1	1 J.Rea	13:26'11.977
2	7 C.Davies	0.300
3	60 M.van der Mark	0.385
4	66 T.Sykes	1.310
5	12 X.Fores	2.143

21/04/2018

These data/results cannot be reproduced, stored and/or transmitted in whole or in part by any manner of electronic, mechanical, photocopying, recording, broadcasting or otherwise now known or herein after developed without the previous express consent by the copyright owner, except for reproduction in daily press and regular printed publications on sale to the public within 60 days of the event related to those data/results and always provided that copyright symbol appears together as follows below.

© DORNA WSBK ORGANIZATION Srl 2018





TT Circuit Assen 4.542 m

3 / 3

## Dutch Round, 20-21-22 April 2018 World Superbike - Lap Chart Race 1

6	33	M.Melandri	5.251	4	66	T.Sykes	1.548
7	76	L.Baz	10.691	5	12	X.Fores	6.717
8	36	L.Mercado	11.551	6	33	M.Melandri	11.953
9	54	T.Razgatioglu	11.988	7	76	L.Baz	14.930
10	81	J.Torres	13.481	8	36	L.Mercado	19.104
11	22	A.Lowes	17.487	9	81	J.Torres	19.660
12	40	R.Ramos	18.335	10	54	T.Razgatioglu	21.612
13	68	Y.Hernandez	22.553	11	40	R.Ramos	25.857
14	99	P.Jacobsen	26.036	12	22	A.Lowes	29.333
15	34	D.Giugliano	27.885	13	34	D.Giugliano	34.057
16	32	L.Savadori	30.829	14	99	P.Jacobsen	35.845
17	37	O.Jezek	37.322	15	32	L.Savadori	37.817
				16	68	Y.Hernandez	38.504
				17	37	O.Jezek	47.894

**Lap 17**

1	1	J.Rea	13:27'47.994
2	60	M.van der Mark	0.149
3	7	C.Davies	0.728
4	66	T.Sykes	1.004
5	12	X.Fores	2.952
6	33	M.Melandri	7.416
7	76	L.Baz	11.560
8	36	L.Mercado	12.803
9	54	T.Razgatioglu	14.005
10	81	J.Torres	14.381
11	40	R.Ramos	19.855
12	22	A.Lowes	20.476
13	68	Y.Hernandez	25.931
14	99	P.Jacobsen	28.064
15	34	D.Giugliano	29.240
16	32	L.Savadori	32.011
17	37	O.Jezek	39.916

**Lap 21**

1	1	J.Rea	13:34'12.925
2	60	M.van der Mark	0.981
3	7	C.Davies	1.282
4	66	T.Sykes	1.413
5	12	X.Fores	8.625
6	33	M.Melandri	14.903
7	76	L.Baz	17.301
8	36	L.Mercado	21.482
9	81	J.Torres	21.938
10	54	T.Razgatioglu	24.939
11	40	R.Ramos	27.049
12	22	A.Lowes	33.226
13	34	D.Giugliano	35.630
14	99	P.Jacobsen	38.480
15	32	L.Savadori	38.604
16	68	Y.Hernandez	44.690
17	37	O.Jezek	51.135

**Lap 18**

1	1	J.Rea	13:29'24.019
2	60	M.van der Mark	0.317
3	7	C.Davies	0.794
4	66	T.Sykes	0.911
5	12	X.Fores	3.789
6	33	M.Melandri	8.783
7	76	L.Baz	12.183
8	36	L.Mercado	14.508
9	81	J.Torres	16.298
10	54	T.Razgatioglu	16.581
11	40	R.Ramos	21.631
12	22	A.Lowes	23.034
13	68	Y.Hernandez	29.473
14	99	P.Jacobsen	29.900
15	34	D.Giugliano	30.823
16	32	L.Savadori	34.412
17	37	O.Jezek	42.626

**Lap 19**

1	1	J.Rea	13:31'00.130
2	60	M.van der Mark	0.345
3	7	C.Davies	1.069
4	66	T.Sykes	1.142
5	12	X.Fores	5.394
6	33	M.Melandri	10.247
7	76	L.Baz	13.486
8	36	L.Mercado	16.539
9	81	J.Torres	17.867
10	54	T.Razgatioglu	18.911
11	40	R.Ramos	24.335
12	22	A.Lowes	25.808
13	34	D.Giugliano	32.588
14	68	Y.Hernandez	33.369
15	99	P.Jacobsen	33.426
16	32	L.Savadori	36.061
17	37	O.Jezek	45.272

**Lap 20**

1	1	J.Rea	13:32'36.278
2	60	M.van der Mark	0.656
3	7	C.Davies	1.438

21/04/2018

These data/results cannot be reproduced, stored and/or transmitted in whole or in part by any manner of electronic, mechanical, photocopying, recording, broadcasting or otherwise now known or herein after developed without the previous express consent by the copyright owner, except for reproduction in daily press and regular printed publications on sale to the public within 60 days of the event related to those data/results and always provided that copyright symbol appears together as follows below.

© DORNA WSBK ORGANIZATION Srl 2018

## Dutch Round, 20-21-22 April 2018

### World Superbike - Best Sectors & Speed Race 1

TT Circuit Assen 4.542 m

#### RESULTS

1	1 J. REA	Kawasaki ZX-10RR	Laps 21
2	60 M. VAN DER MARK	Yamaha YZF R1	0.981
3	7 C. DAVIES	Ducati Panigale R	1.282
4	66 T. SYKES	Kawasaki ZX-10RR	1.413
5	12 X. FORES	Ducati Panigale R	8.625
6	33 M. MELANDRI	Ducati Panigale R	14.903
7	76 L. BAZ	BMW S 1000 RR	17.301
8	36 L. MERCADO	Kawasaki ZX-10RR	21.482
9	81 J. TORRES	MV Austa 1000 F4	21.938
10	54 T. RAZGATLIOGLU	Kawasaki ZX-10RR	24.939
11	40 R. RAMOS	Kawasaki ZX-10RR	27.049
12	22 A. LOWES	Yamaha YZF R1	33.226
13	34 D. GIUGLIANO	Aprilia RSV4 RF	35.630
14	99 P. JACOBSEN	Honda CBR1000RR	38.480
15	32 L. SAVADORI	Aprilia RSV4 RF	38.604
16	68 Y. HERNANDEZ	Kawasaki ZX-10RR	44.690
17	37 O. JEZEK	Yamaha YZF R1	51.135
RET	21 M. RINALDI	Ducati Panigale R	16 Laps

#### SPEED

1	99 P. JACOBSEN	Honda CBR1000RR	296,7
2	33 M. MELANDRI	Ducati Panigale R	295,1
3	7 C. DAVIES	Ducati Panigale R	292,7
4	22 A. LOWES	Yamaha YZF R1	291,9
5	66 T. SYKES	Kawasaki ZX-10RR	291,1
6	12 X. FORES	Ducati Panigale R	290,3
7	21 M. RINALDI	Ducati Panigale R	289,5
8	32 L. SAVADORI	Aprilia RSV4 RF	289,5
9	34 D. GIUGLIANO	Aprilia RSV4 RF	288,0
10	81 J. TORRES	MV Agusta 1000 F4	288,0
11	1 J. REA	Kawasaki ZX-10RR	288,0
12	60 M. VAN DER MARK	Yamaha YZF R1	288,0
13	76 L. BAZ	BMW S 1000 RR	288,0
14	36 L. MERCADO	Kawasaki ZX-10RR	287,2
15	54 T. RAZGATLIOGLU	Kawasaki ZX-10RR	285,0
16	68 Y. HERNANDEZ	Kawasaki ZX-10RR	284,2
17	37 O. JEZEK	Yamaha YZF R1	282,7
18	40 R. RAMOS	Kawasaki ZX-10RR	281,3

#### SEG. 1

1	22 A. LOWES	31.286
2	1 J. REA	31.335
3	7 C. DAVIES	31.373
4	60 M. VAN DER MARK	31.448
5	54 T. RAZGATLIOGLU	31.467
6	76 L. BAZ	31.476
7	12 X. FORES	31.478
8	66 T. SYKES	31.491
9	33 M. MELANDRI	31.515
10	32 L. SAVADORI	31.552
11	40 R. RAMOS	31.589
12	81 J. TORRES	31.614
13	36 L. MERCADO	31.673
14	68 Y. HERNANDEZ	31.691
15	99 P. JACOBSEN	31.706
16	21 M. RINALDI	31.796
17	34 D. GIUGLIANO	31.847
18	37 O. JEZEK	31.858

#### SEG. 2

1	12 X. FORES	14.170
2	7 C. DAVIES	14.193
3	22 A. LOWES	14.235
4	33 M. MELANDRI	14.244
5	60 M. VAN DER MARK	14.252
6	66 T. SYKES	14.264
7	1 J. REA	14.331
8	76 L. BAZ	14.383
9	36 L. MERCADO	14.388
10	81 J. TORRES	14.395
11	32 L. SAVADORI	14.398
12	21 M. RINALDI	14.407
13	54 T. RAZGATLIOGLU	14.408
14	34 D. GIUGLIANO	14.440
15	99 P. JACOBSEN	14.509
16	40 R. RAMOS	14.553
17	68 Y. HERNANDEZ	14.570
18	37 O. JEZEK	14.634

#### SEG. 3

1	60 M. VAN DER MARK	27.485
2	22 A. LOWES	27.573
3	12 X. FORES	27.581
4	1 J. REA	27.587
5	7 C. DAVIES	27.623
6	33 M. MELANDRI	27.668
7	21 M. RINALDI	27.751
8	66 T. SYKES	27.753
9	68 Y. HERNANDEZ	27.797
10	81 J. TORRES	27.841
11	76 L. BAZ	27.848
12	36 L. MERCADO	27.871
13	32 L. SAVADORI	27.885
14	54 T. RAZGATLIOGLU	27.905
15	40 R. RAMOS	27.916
16	34 D. GIUGLIANO	28.005
17	99 P. JACOBSEN	28.111
18	37 O. JEZEK	28.255

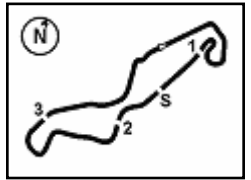
#### SEG. 4

1	60 M. VAN DER MARK	21.815
2	1 J. REA	21.868
3	22 A. LOWES	21.903
4	66 T. SYKES	21.905
5	12 X. FORES	21.921
6	54 T. RAZGATLIOGLU	21.933
7	99 P. JACOBSEN	21.958
8	33 M. MELANDRI	21.960
9	7 C. DAVIES	21.970
10	32 L. SAVADORI	22.017
11	76 L. BAZ	22.024
12	36 L. MERCADO	22.059
13	81 J. TORRES	22.071
14	21 M. RINALDI	22.075
15	40 R. RAMOS	22.236
16	68 Y. HERNANDEZ	22.270
17	34 D. GIUGLIANO	22.378
18	37 O. JEZEK	22.550

21/04/2018

These data/results cannot be reproduced, stored and/or transmitted in whole or in part by any manner of electronic, mechanical, photocopying, recording, broadcasting or otherwise now known or herein after developed without the previous express consent by the copyright owner, except for reproduction in daily press and regular printed publications on sale to the public within 60 days of the event related to those data/results and always provided that copyright symbol appears together as follows below.

© DORNA WSBK ORGANIZATION Srl 2018



TT Circuit Assen 4.542 m

## Dutch Round, 20-21-22 April 2018 World Superbike - Chronological Analysis Race 1

Start at 13:00'32.565

1 / 4

1° 1 J. REA (1'35.480)							
Lap	Seg.1	Seg.2	Seg.3	Seg.4	Lap Time	km/h	Local Time
1		14.434	<b>27.587</b>	22.012	1'40.132	282,0	13:02'12.697
2	31.343	14.355	27.708	22.074	<b>1'35.480</b>	284,2	13:03'48.177
3	31.442	14.376	27.848	22.261	1'35.927	283,5	13:05'24.104
4	31.348	14.372	27.771	22.077	1'35.568	282,7	13:06'59.672
5	<b>31.335</b>	14.384	27.872	21.965	1'35.556	283,5	13:08'35.228
6	31.350	14.440	27.756	22.051	1'35.597	282,7	13:10'10.825
7	31.641	14.415	27.860	22.120	1'36.036	282,7	13:11'46.861
8	31.627	14.437	27.979	22.367	1'36.410	281,3	13:13'23.271
9	31.714	14.450	27.843	21.868	1'35.875	285,7	13:14'59.146
10	31.600	<b>14.331</b>	27.857	21.987	1'35.775	<b>288,0</b>	13:16'34.921
11	31.661	14.550	28.117	22.127	1'36.455	282,7	13:18'11.376
12	31.799	14.508	27.928	22.151	1'36.386	284,2	13:19'47.762
13	31.654	14.374	28.039	22.056	1'36.123	282,7	13:21'23.885
14	31.679	14.509	27.979	22.043	1'36.210	282,7	13:23'00.095
15	31.584	14.356	27.918	21.970	1'35.828	282,7	13:24'35.923
16	31.662	14.407	27.925	22.060	1'36.054	283,5	13:26'11.977
17	31.626	14.426	27.885	22.080	1'36.017	283,5	13:27'47.999
18	31.550	14.385	27.944	22.146	1'36.025	285,0	13:29'24.014
19	31.616	14.467	27.895	22.133	1'36.111	284,2	13:31'00.130
20	31.467	14.406	28.060	22.215	1'36.148	284,2	13:32'36.278
21	31.637	14.373	28.294	22.343	1'36.647	282,7	13:34'12.925

15	31.622	14.291	27.877	22.031	1'35.821	288,0	13:24'36.156
16	31.609	14.341	27.995	22.176	1'36.121	288,8	13:26'12.277
17	31.845	14.353	28.063	22.184	1'36.445	290,3	13:27'48.722
18	31.697	14.285	27.919	22.190	1'36.091	287,2	13:29'24.813
19	31.699	14.262	27.944	22.481	1'36.386	288,8	13:31'01.199
20	31.783	14.339	28.224	22.171	1'36.517	286,5	13:32'37.716
21	31.790	14.309	28.229	22.163	1'36.491	286,5	13:34'14.207

2° 60 M. VAN DER MARK (1'35.248)							
Lap	Seg.1	Seg.2	Seg.3	Seg.4	Lap Time	km/h	Local Time
1		14.566	27.623	22.023	1'40.984	284,2	13:02'13.549
2	31.526	<b>14.252</b>	<b>27.485</b>	21.985	<b>1'35.248</b>	285,0	13:03'48.797
3	31.626	14.398	27.680	22.106	1'35.810	284,2	13:05'24.607
4	31.515	14.308	27.790	21.881	1'35.494	283,5	13:07'00.101
5	31.489	14.312	27.792	21.815	1'35.408	282,7	13:08'35.509
6	31.461	14.382	27.676	21.972	1'35.491	284,2	13:10'11.000
7	31.705	14.414	27.774	22.020	1'35.913	282,7	13:11'46.913
8	31.856	14.440	27.781	22.169	1'36.246	282,7	13:13'23.159
9	31.612	14.466	27.775	22.055	1'35.908	279,8	13:14'59.067
10	<b>31.448</b>	14.408	27.834	22.226	1'35.916	279,1	13:16'34.983
11	31.754	14.543	28.242	22.173	1'36.712	286,5	13:18'11.695
12	31.743	14.574	27.998	22.076	1'36.391	285,0	13:19'48.086
13	31.809	14.371	27.943	22.075	1'36.198	286,5	13:21'24.284
14	31.824	14.429	27.968	21.993	1'36.214	<b>288,0</b>	13:23'00.498
15	31.776	14.364	27.877	21.892	1'35.909	286,5	13:24'36.407
16	31.750	14.380	27.953	21.872	1'35.955	285,0	13:26'12.362
17	31.607	14.381	27.974	21.819	1'35.781	285,7	13:27'48.143
18	31.750	14.422	28.002	22.019	1'36.193	285,7	13:29'24.336
19	31.706	14.365	28.059	22.009	1'36.139	284,2	13:31'00.475
20	31.764	14.408	28.186	22.101	1'36.459	284,2	13:32'36.934
21	31.959	14.428	28.318	22.267	1'36.972	283,5	13:34'13.906

4° 66 T. SYKES (1'35.645)							
Lap	Seg.1	Seg.2	Seg.3	Seg.4	Lap Time	km/h	Local Time
1		14.636	27.786	22.072	1'41.402	284,2	13:02'13.967
2	31.654	<b>14.264</b>	27.931	22.093	1'35.942	287,2	13:03'49.909
3	31.586	14.415	27.830	22.067	1'35.898	287,2	13:05'25.807
4	31.575	14.288	27.875	22.100	1'35.838	288,8	13:07'01.645
5	31.618	14.331	27.797	21.969	1'35.715	285,7	13:08'37.360
6	31.528	14.421	27.781	21.915	<b>1'35.645</b>	284,2	13:10'13.005
7	31.795	14.389	<b>27.753</b>	21.993	1'35.930	288,0	13:11'48.935
8	31.517	14.368	27.822	22.133	1'35.840	288,0	13:13'24.775
9	31.624	14.421	27.917	22.136	1'36.098	<b>291,1</b>	13:15'00.873
10	31.962	14.484	28.033	22.012	1'36.491	<b>291,1</b>	13:16'37.364
11	31.504	14.320	27.805	22.041	1'35.670	285,7	13:18'13.034
12	31.831	14.426	28.017	21.935	1'36.209	290,3	13:19'49.243
13	<b>31.491</b>	14.280	28.032	21.952	1'35.755	288,8	13:21'24.998
14	31.692	14.386	27.969	22.173	1'36.220	287,2	13:23'01.218
15	31.910	14.411	27.996	22.101	1'36.418	288,0	13:24'37.636
16	31.515	14.353	27.878	21.905	1'35.651	282,7	13:26'13.287
17	31.537	14.316	27.898	21.960	1'35.711	285,7	13:27'48.998
18	31.654	14.326	27.959	21.993	1'35.932	288,8	13:29'24.930
19	31.782	14.377	27.954	22.229	1'36.342	289,5	13:31'01.272
20	31.955	14.361	28.063	22.175	1'36.554	286,5	13:32'37.826
21	31.886	14.331	28.086	22.209	1'36.512	288,0	13:34'14.338

3° 7 C. DAVIES (1'35.337)							
Lap	Seg.1	Seg.2	Seg.3	Seg.4	Lap Time	km/h	Local Time
1		14.646	27.798	22.037	1'41.730	291,1	13:02'14.295
2	31.524	14.220	<b>27.623</b>	21.970	<b>1'35.337</b>	<b>292,7</b>	13:03'49.632
3	31.420	14.376	27.769	22.180	1'35.745	291,9	13:05'25.377
4	31.597	<b>14.193</b>	27.710	22.130	1'35.630	291,1	13:07'01.007
5	31.527	14.260	27.739	22.235	1'35.761	289,5	13:08'36.768
6	<b>31.373</b>	14.254	27.766	22.184	1'35.577	289,5	13:10'12.345
7	31.477	14.291	27.761	22.123	1'35.652	290,3	13:11'47.997
8	31.484	14.310	27.888	22.205	1'35.887	291,1	13:13'23.884
9	31.545	14.289	27.783	22.105	1'35.722	286,5	13:14'59.606
10	31.547	14.339	27.835	22.129	1'35.850	286,5	13:16'35.456
11	31.628	14.360	27.988	22.192	1'36.168	288,8	13:18'11.624
12	31.936	14.254	27.969	22.197	1'36.356	291,1	13:19'47.980
13	31.630	14.264	28.077	22.241	1'36.212	289,5	13:21'24.192
14	31.536	14.445	28.006	22.156	1'36.143	286,5	13:23'00.335

5° 12 X. FORES (1'35.302)							
Lap	Seg.1	Seg.2	Seg.3	Seg.4	Lap Time	km/h	Local Time
1		14.463	27.814	21.921	1'40.778	282,0	13:02'13.343
2	<b>31.478</b>	<b>14.170</b>	<b>27.581</b>	22.073	<b>1'35.302</b>	288,0	13:03'48.645
3	31.980	14.437	27.865	21.985	1'36.267	288,0	13:05'24.912
4	31.788	14.256	27.744	22.041	1'35.829	287,2	13:07'00.741
5	31.573	14.199	27.634	22.091	1'35.497	286,5	13:08'36.238
6	31.520	14.235	27.874	22.020	1'35.649	286,5	13:10'11.887
7	31.716	14.315	27.740	21.930	1'35.701	284,2	13:11'47.588
8	31.661	14.325	28.286	22.127	1'36.399	287,2	13:13'23.987
9	31.822	14.238	28.047	21.967	1'36.074	288,8	13:15'00.061
10	31.667	14.306	28.034	22.145	1'36.152	285,0	13:16'36.213
11	31.633	14.223	27.837	22.049	1'35.742	285,7	13:18'11.955
12	31.836	14.332	28.085	22.112	1'36.365	<b>290,3</b>	13:19'48.320
13	32.078	14.219	27.922	21.992	1'36.211	286,5	13:21'24.531
14	31.906	14.345	28.084	22.127	1'36.462	287,2	13:23'00.993
15	31.913	14.323	28.177	22.142	1'36.555	285,7	13:24'37.548
16	32.088	14.246	28.083	22.155	1'36.572	286,5	13:26'14.120
17	32.055	14.284	28.220	22.267	1'36.826	285,0	13:27'50.946
18	32.037	14.281	28.187	22.357	1'36.862	285,7	13:29'27.808
19	32.095	14.325	28.968	22.328	1'37.716	285,7	13:31'05.524
20	32.178	14.433	28.423	22.437	1'37.471	284,2	13:32'42.995
21	32.519	14.502	28.701	22.833	1'38.555	281,3	13:34'21.550

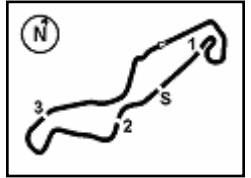
6° 33 M. MELANDRI (1'35.467)							
Lap	Seg.1	Seg.2	Seg.3	Seg.4	Lap Time	km/h	Local Time
1		14.724	27.784	22.043	1'41.242	285,7	13:02'13.807
2	31.595	<b>14.244</b>	<b>27.668</b>	21.960	<b>1'35.467</b>	291,9	13:03'49.274
3	31.528	14.342	27.926	22.092	1'35.888	294,3	13:05'25.162
4	31.934	14.263	27.787	22.071	1'36.055	<b>295,1</b>	13:07'01.217
5	31.597	14.261	27.670	22.093	1'35.621	288,0	13:08'36.838
6	31.599	14.291	27.846	22.079	1'35.815	288,8	13:10'12.653

21/04/2018

P = Pits In/Out - C = Lap Time Cancelled

These data/results cannot be reproduced, stored and/or transmitted in whole or in part by any manner of electronic, mechanical, photocopying, recording, broadcasting or otherwise now known or herein after developed without the previous express consent by the copyright owner, except for reproduction in daily press and regular printed publications on sale to the public within 60 days of the event related to those data/results and always provided that copyright symbol appears together as follows below.

© DORNA WSBK ORGANIZATION Srl 2018



TT Circuit Assen 4.542 m

## Dutch Round, 20-21-22 April 2018

### World Superbike - Chronological Analysis Race 1

Start at 13:00'32.565

2 / 4

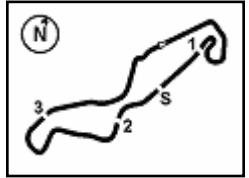
7°								81 J. TORRES (1'36.054)								
Lap	Seg.1	Seg.2	Seg.3	Seg.4	Lap Time	km/h	Local Time	Lap	Seg.1	Seg.2	Seg.3	Seg.4	Lap Time	km/h	Local Time	
7	31.908	14.293	27.807	22.010	1'36.018	288,8	13:11'48.671	1			14.738	28.342	22.312	1'43.293	285,7	13:02'15.858
8	<b>31.515</b>	14.400	27.874	22.105	1'35.894	286,5	13:13'24.565	2	31.798	14.550	<b>27.841</b>	22.251	1'36.440	287,2	13:03'52.298	
9	31.666	14.370	28.033	22.114	1'36.183	287,2	13:15'00.748	3	31.779	14.471	27.947	22.202	1'36.399	287,2	13:05'28.697	
10	31.850	14.416	27.879	22.064	1'36.209	288,8	13:16'36.957	4	31.733	14.500	27.903	22.236	1'36.372	<b>288,0</b>	13:07'05.069	
11	31.671	14.261	27.910	22.154	1'35.996	287,2	13:18'12.953	5	31.728	14.448	27.880	22.194	1'36.250	285,0	13:08'41.319	
12	31.764	14.617	28.315	22.073	1'36.769	286,5	13:19'49.722	6	31.744	14.918	27.974	22.128	1'36.764	285,0	13:10'18.083	
13	31.669	14.502	28.250	22.225	1'36.646	283,5	13:21'26.368	7	31.778	14.473	27.959	22.151	1'36.361	282,0	13:11'54.444	
14	31.902	14.401	28.209	22.252	1'36.764	284,2	13:23'03.132	8	<b>31.614</b>	14.439	27.930	22.071	<b>1'36.054</b>	282,7	13:13'30.498	
15	31.818	14.406	28.114	22.309	1'36.647	285,0	13:24'39.779	9	31.685	14.485	28.183	22.252	1'36.605	285,0	13:15'07.103	
16	31.947	14.606	28.249	22.647	1'37.449	282,7	13:26'17.228	10	31.786	14.478	27.923	22.324	1'36.511	282,7	13:16'43.614	
17	32.235	14.628	28.608	22.711	1'38.182	285,0	13:27'55.410	11	31.949	<b>14.395</b>	28.030	22.269	1'36.643	284,2	13:18'20.257	
18	32.041	14.572	28.203	22.576	1'37.392	286,5	13:29'32.802	12	32.209	14.627	28.021	22.150	1'37.007	282,7	13:19'57.264	
19	31.909	14.601	28.533	22.532	1'37.575	285,7	13:31'10.377	13	31.895	14.459	28.098	22.535	1'36.987	284,2	13:21'34.251	
20	32.175	14.537	28.641	22.501	1'37.854	284,2	13:32'48.231	14	32.317	14.507	28.010	22.450	1'37.284	282,7	13:23'11.535	
21	32.482	14.763	29.122	23.230	1'39.597	283,5	13:34'27.828	15	31.979	14.494	28.226	22.268	1'36.967	279,1	13:24'48.502	
<b>7°</b>								<b>76 L. BAZ (1'35.834)</b>								
Lap	Seg.1	Seg.2	Seg.3	Seg.4	Lap Time	km/h	Local Time	Lap	Seg.1	Seg.2	Seg.3	Seg.4	Lap Time	km/h	Local Time	
1		14.768	27.851	22.372	1'42.498	281,3	13:02'15.063	16	32.080	14.489	28.045	22.342	1'36.956	282,7	13:26'25.458	
2	31.698	14.412	28.171	22.176	1'36.457	<b>288,0</b>	13:03'51.520	17	31.983	14.567	28.136	22.231	1'36.917	281,3	13:28'02.375	
3	31.646	14.480	27.974	22.295	1'36.395	287,2	13:05'27.915	18	32.181	14.624	28.514	22.623	1'37.942	284,2	13:29'40.317	
4	31.517	14.397	27.874	22.053	1'35.841	282,0	13:07'03.756	19	32.229	14.543	28.366	22.542	1'37.680	282,7	13:31'17.997	
5	<b>31.476</b>	14.429	27.922	22.055	1'35.882	283,5	13:08'39.638	20	32.321	14.642	28.562	22.416	1'37.941	279,8	13:32'55.938	
6	31.542	<b>14.383</b>	27.885	22.024	<b>1'35.834</b>	283,5	13:10'15.472	21	32.383	14.625	28.745	23.172	1'38.925	281,3	13:34'34.863	
7	31.551	14.448	<b>27.848</b>	22.120	1'35.967	284,2	13:11'51.439	<b>10°</b>								
8	31.888	14.513	28.047	22.156	1'36.604	283,5	13:13'28.043	<b>54 T. RAZGATLIOGLU (1'35.873)</b>								
9	31.769	14.514	28.110	22.193	1'36.586	281,3	13:15'04.629	Lap	Seg.1	Seg.2	Seg.3	Seg.4	Lap Time	km/h	Local Time	
10	32.032	14.434	28.114	22.057	1'36.637	281,3	13:16'41.266	1			14.606	27.925	22.255	1'42.269	<b>285,0</b>	13:02'14.834
11	31.792	14.459	28.161	22.096	1'36.508	280,5	13:18'17.774	2	31.501	14.605	28.241	22.083	1'36.430	284,2	13:03'51.264	
12	31.719	14.508	28.125	22.787	1'37.139	282,0	13:19'54.913	3	31.514	14.486	27.940	21.933	<b>1'35.873</b>	281,3	13:05'27.137	
13	31.815	14.473	28.273	22.300	1'36.861	281,3	13:21'31.774	4	<b>31.467</b>	14.453	<b>27.905</b>	22.080	1'35.905	284,2	13:07'03.042	
14	31.642	14.601	28.181	22.364	1'36.788	279,8	13:23'08.562	5	31.576	<b>14.408</b>	27.920	22.123	1'36.027	281,3	13:08'39.069	
15	32.346	14.616	28.117	22.271	1'37.350	279,1	13:24'45.912	6	31.494	14.428	28.026	22.119	1'36.067	281,3	13:10'15.136	
16	31.785	14.518	28.213	22.240	1'36.756	278,4	13:26'22.668	7	31.540	14.431	28.066	22.116	1'36.093	282,0	13:11'51.229	
17	31.790	14.609	28.215	22.272	1'36.886	279,8	13:27'59.554	8	31.838	14.633	28.083	22.125	1'36.679	280,5	13:13'27.908	
18	31.755	14.478	28.197	22.218	1'36.648	282,0	13:29'36.202	9	31.662	14.629	28.350	22.202	1'36.843	278,4	13:15'04.751	
19	31.956	14.525	28.444	22.489	1'37.414	281,3	13:31'13.616	10	31.611	14.597	28.134	22.086	1'36.428	279,1	13:16'41.179	
20	32.003	14.531	28.508	22.550	1'37.592	281,3	13:32'51.208	11	32.216	14.525	28.225	22.247	1'37.213	282,7	13:18'18.392	
21	32.317	14.921	28.748	23.032	1'39.018	276,2	13:34'30.226	12	31.645	14.536	28.115	22.592	1'36.888	284,2	13:19'55.280	
<b>8°</b>								<b>40 R. RAMOS (1'36.628)</b>								
Lap	Seg.1	Seg.2	Seg.3	Seg.4	Lap Time	km/h	Local Time	Lap	Seg.1	Seg.2	Seg.3	Seg.4	Lap Time	km/h	Local Time	
1		14.726	<b>27.871</b>	22.392	1'42.646	279,8	13:02'15.211	1			14.989	28.297	22.360	1'43.843	<b>281,3</b>	13:02'16.408
2	31.798	<b>14.388</b>	28.058	22.196	1'36.440	<b>287,2</b>	13:03'51.651	2	31.761	14.575	27.952	22.426	1'36.714	280,5	13:03'53.122	
3	31.756	14.459	27.885	22.226	1'36.326	283,5	13:05'27.977	3	31.769	14.639	<b>27.916</b>	22.304	<b>1'36.628</b>	278,4	13:05'29.750	
4	31.688	14.423	27.885	22.131	<b>1'36.127</b>	285,0	13:07'04.104	4	31.656	<b>14.553</b>	28.287	22.330	1'36.826	279,1	13:07'06.576	
5	<b>31.673</b>	14.435	27.980	22.213	1'36.301	282,7	13:08'40.405	5	31.707	14.593	28.076	22.428	1'36.804	276,9	13:08'43.380	
6	31.709	14.453	28.017	22.168	1'36.347	283,5	13:10'16.752	6	31.841	14.750	28.149	22.533	1'37.273	275,5	13:10'20.653	
7	31.752	14.526	28.056	22.613	1'36.947	279,8	13:11'53.699	7	31.768	14.657	28.136	22.236	1'36.797	274,8	13:11'57.450	
8	31.857	14.480	27.918	22.060	1'36.315	283,5	13:13'30.014	8	<b>31.589</b>	14.740	28.179	22.302	1'36.810	274,1	13:13'34.260	
9	31.992	14.447	27.925	22.085	1'36.449	282,7	13:15'06.463	9	31.633	14.692	28.126	22.366	1'36.817	272,7	13:15'11.077	
10	31.783	14.464	28.015	22.059	1'36.321	281,3	13:16'42.784	10	31.827	14.777	28.119	22.776	1'37.499	274,1	13:16'48.576	
11	31.694	14.457	28.013	22.190	1'36.354	281,3	13:18'19.138	11	31.752	14.847	28.040	22.476	1'37.115	270,7	13:18'25.691	
12	31.683	14.411	28.065	22.583	1'36.742	285,0	13:19'55.880	12	31.617	14.690	28.002	22.554	1'36.863	273,4	13:20'02.554	
13	32.092	14.401	28.004	22.160	1'36.657	285,0	13:21'32.537	13	31.604	14.619	28.077	22.441	1'36.741	273,4	13:21'39.295	
14	31.991	14.456	28.231	22.404	1'37.082	284,2	13:23'09.619	14	31.696	14.612	28.155	22.372	1'36.835	271,4	13:23'16.130	
15	32.060	14.452	28.156	22.220	1'36.888	280,5	13:24'46.507									
16	31.917	14.531	28.233	22.340	1'37.021	279,8	13:26'23.528									
17	31.966	14.529	28.456	22.318	1'37.269	279,8	13:28'00.797									
18	32.179	14.522	28.496	22.533	1'37.730	281,3	13:29'38.527									
19	32.370	14.530	28.513	22.729	1'38.142	281,3	13:31'16.669									
20	32.544	14.590	28.845	22.734	1'38.713	279,1	13:32'55.382									
21	32.522	14.615	29.030	22.858	1'39.025	279,1	13:34'34.407									

21/04/2018 P = Pits In/Out - C = Lap Time Cancelled

These data/results cannot be reproduced, stored and/or transmitted in whole or in part by any manner of electronic, mechanical, photocopying, recording, broadcasting or otherwise now known or herein after developed without the previous express consent by the copyright owner, except for reproduction in daily press and regular printed publications on sale to the public within 60 days of the event related to those data/results and always provided that copyright symbol appears together as follows below.

© DORNA WSBK ORGANIZATION Srl 2018





TT Circuit Assen 4.542 m

## Dutch Round, 20-21-22 April 2018 World Superbike - Chronological Analysis Race 1

Start at 13:00'32.565

3 / 4

15	31.711	14.656	28.135	22.353	1'36.855	271,4	13:24'52.985	7	31.868	14.606	28.217	22.174	1'36.865	287,2	13:12'00.126
16	31.879	14.780	28.287	22.381	1'37.327	272,7	13:26'30.312	8	31.903	14.595	28.221	22.065	1'36.784	286,5	13:13'36.910
17	31.833	15.032	28.199	22.473	1'37.537	272,0	13:28'07.849	9	32.114	14.604	28.371	22.239	1'37.328	288,0	13:15'14.238
18	31.851	14.793	28.096	23.061	1'37.801	269,3	13:29'45.650	10	32.137	14.711	28.502	22.213	1'37.563	286,5	13:16'51.801
19	32.840	14.793	28.417	22.765	1'38.815	273,4	13:31'24.465	11	31.994	14.599	28.685	22.281	1'37.559	286,5	13:18'29.360
20	31.986	14.748	28.330	22.606	1'37.670	266,7	13:33'02.135	12	32.010	14.609	28.492	22.376	1'37.487	288,8	13:20'06.847
21	32.083	14.799	28.453	22.504	1'37.839	267,3	13:34'39.974	13	32.298	14.670	28.590	22.378	1'37.936	288,0	13:21'44.783
14								14	32.026	14.644	28.520	22.426	1'37.616	287,2	13:23'22.399
								15	32.094	14.589	28.477	22.272	1'37.432	285,7	13:24'59.831
								16	32.400	14.736	28.623	22.423	1'38.182	282,0	13:26'38.013
								17	32.225	14.659	28.735	22.426	1'38.045	286,5	13:28'16.058
								18	32.149	14.554	28.706	22.452	1'37.861	290,3	13:29'53.919
								19	32.664	14.724	29.232	23.017	1'39.637	291,1	13:31'33.556
								20	32.319	14.558	29.120	22.570	1'38.567	287,2	13:33'12.123
								21	32.528	14.787	29.233	22.734	1'39.282	285,7	13:34'51.405

### 12° 22 A. LOWES (1'35.341)

Lap	Seg.1	Seg.2	Seg.3	Seg.4	Lap Time	km/h	Local Time
1		14.461	27.573	21.904	1'40.459	285,0	13:02'13.024
2	31.286	14.306	27.617	22.132	1'35.341	289,5	13:03'48.365
3	31.490	14.318	27.807	22.701	1'36.316	289,5	13:05'24.681
4	31.762	14.290	27.784	21.903	1'35.739	288,8	13:07'00.420
5	31.410	14.267	27.805	22.031	1'35.513	289,5	13:08'35.933
6	31.417	14.235	27.774	21.931	1'35.357	288,0	13:10'11.290
7	31.694	14.444	27.868	21.952	1'35.958	286,5	13:11'47.248
8	31.752	14.465	28.051	22.012	1'36.280	288,0	13:13'23.528
9	32.024	14.476	28.426	22.086	1'37.012	288,0	13:15'00.540
10	32.167	14.542	28.582	22.246	1'37.537	291,9	13:16'38.077
11	32.174	14.489	28.556	22.666	1'37.885	287,2	13:18'15.962
12	32.596	14.655	28.753	23.246	1'39.250	287,2	13:19'55.212
13	33.107	14.672	28.609	22.530	1'38.918	288,0	13:21'34.130
14	32.835	14.593	28.625	22.360	1'38.413	287,2	13:23'12.543
15	32.484	14.500	28.724	22.541	1'38.249	286,5	13:24'50.792
16	32.648	14.641	28.616	22.767	1'38.672	284,2	13:26'29.464
17	32.805	14.903	28.855	22.443	1'39.006	283,5	13:28'08.470
18	32.367	14.488	28.830	22.898	1'38.583	288,0	13:29'47.053
19	32.741	14.630	28.799	22.715	1'38.885	286,5	13:31'25.938
20	32.934	14.619	29.266	22.854	1'39.673	284,2	13:33'05.611
21	33.030	14.838	29.268	23.404	1'40.540	283,5	13:34'46.151

### 15° 32 L. SAVADORI (1'36.090)

Lap	Seg.1	Seg.2	Seg.3	Seg.4	Lap Time	km/h	Local Time
1		14.612	28.097	22.459	1'42.342	289,5	13:02'14.907
2	31.698	14.428	28.013	22.187	1'36.326	288,8	13:03'51.233
3	31.811	14.468	27.952	22.441	1'36.672	287,2	13:05'27.905
4	32.060	14.525	27.904	22.164	1'36.653	285,7	13:07'04.558
5	31.719	14.413	27.957	22.017	1'36.106	285,7	13:08'40.664
6	31.673	14.398	27.998	22.204	1'36.273	287,2	13:10'16.937
7	31.766	14.530	27.964	22.475	1'36.735	286,5	13:11'53.672
8	31.629	14.487	27.999	22.067	1'36.182	282,0	13:13'29.854
9	31.646	14.515	27.885	22.044	1'36.090	283,5	13:15'05.944
10	31.552	14.474	27.981	22.141	1'36.148	284,2	13:16'42.092
11	31.610	14.512	28.064	22.238	1'36.424	286,5	13:18'18.516
12	31.785	14.476	28.609	22.439	1'37.309	286,5	13:19'55.825
13	31.774	14.457	28.045	22.154	1'36.430	285,0	13:21'32.255
14	31.733	14.505	27.973	22.203	1'36.414	283,5	13:23'08.669
15	49.381	15.877	28.903	22.712	1'56.873	260,2	13:25'05.542
16	31.910	14.746	28.268	22.340	1'37.264	274,8	13:26'42.806
17	31.856	14.739	28.218	22.386	1'37.199	276,2	13:28'20.005
18	31.879	14.613	28.274	23.660	1'38.426	278,4	13:29'58.431
19	32.111	14.774	28.295	22.580	1'37.760	280,5	13:31'36.191
20	32.085	14.592	28.445	22.782	1'37.904	279,8	13:33'14.095
21	31.971	14.718	28.170	22.575	1'37.434	279,8	13:34'51.529

### 13° 34 D. GIUGLIANO (1'36.731)

Lap	Seg.1	Seg.2	Seg.3	Seg.4	Lap Time	km/h	Local Time
1		14.854	28.395	22.385	1'44.186	285,0	13:02'16.751
2	31.896	14.440	28.005	22.390	1'36.731	286,5	13:03'53.482
3	31.847	14.525	28.151	22.413	1'36.936	288,0	13:05'30.418
4	31.859	14.590	28.132	22.378	1'36.959	285,7	13:07'07.377
5	32.297	14.680	28.253	22.438	1'37.668	285,0	13:08'45.045
6	32.057	15.033	28.573	22.966	1'38.629	284,2	13:10'23.674
7	32.217	14.614	28.255	22.441	1'37.527	283,5	13:12'01.201
8	31.978	14.593	28.352	22.508	1'37.431	282,7	13:13'38.632
9	32.213	14.648	28.356	22.505	1'37.722	282,7	13:15'16.354
10	31.905	14.761	28.583	22.540	1'37.789	282,0	13:16'54.143
11	32.095	14.870	28.347	22.553	1'37.865	284,2	13:18'32.008
12	32.109	14.665	28.344	22.464	1'37.582	285,0	13:20'09.590
13	32.068	14.594	28.327	22.485	1'37.474	284,2	13:21'47.064
14	31.964	14.666	28.468	22.469	1'37.567	282,0	13:23'24.631
15	32.089	14.656	28.455	22.511	1'37.711	282,0	13:25'02.342
16	32.069	14.611	28.367	22.473	1'37.520	282,0	13:26'39.862
17	32.052	14.639	28.294	22.387	1'37.372	283,5	13:28'17.234
18	32.112	14.611	28.477	22.408	1'37.608	287,2	13:29'54.842
19	32.014	14.681	28.629	22.552	1'37.876	287,2	13:31'32.718
20	32.016	14.585	28.445	22.571	1'37.617	282,7	13:33'10.335
21	32.136	14.662	28.620	22.802	1'38.220	282,0	13:34'48.555

### 16° 68 Y. HERNANDEZ (1'36.550)

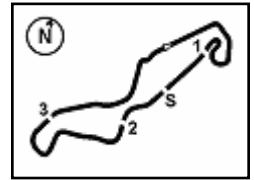
Lap	Seg.1	Seg.2	Seg.3	Seg.4	Lap Time	km/h	Local Time
1		14.896	28.260	22.638	1'44.543	283,5	13:02'17.108
2	31.987	14.707	27.797	22.403	1'36.894	281,3	13:03'54.002
3	31.772	14.634	27.898	22.485	1'36.789	282,0	13:05'30.791
4	31.752	14.570	27.965	22.563	1'36.850	284,2	13:07'07.641
5	31.737	14.688	27.854	22.271	1'36.550	279,1	13:08'44.191
6	31.691	14.740	27.940	22.354	1'36.725	280,5	13:10'20.916
7	31.810	14.627	28.156	22.270	1'36.863	281,3	13:11'57.779
8	31.711	14.642	28.001	22.362	1'36.716	279,8	13:13'34.495
9	31.786	14.688	28.022	22.426	1'36.922	279,8	13:15'11.417
10	31.703	14.743	28.200	22.585	1'37.231	281,3	13:16'48.648
11	31.979	14.689	28.133	22.502	1'37.303	282,0	13:18'25.951
12	31.862	14.703	28.296	22.574	1'37.435	279,1	13:20'03.386
13	31.770	14.597	28.300	22.437	1'37.104	280,5	13:21'40.490
14	31.880	14.735	28.291	22.661	1'37.567	277,6	13:23'18.057
15	32.036	14.711	28.481	22.681	1'37.909	275,5	13:24'55.966
16	32.192	14.781	28.634	22.957	1'38.564	277,6	13:26'34.530
17	32.519	14.920	28.866	23.090	1'39.395	275,5	13:28'13.925
18	32.588	14.849	29.025	23.105	1'39.567	277,6	13:29'53.492
19	32.716	14.887	29.319	23.085	1'40.007	277,6	13:31'33.499
20	33.161	14.939	29.522	23.661	1'41.283	279,1	13:33'14.782
21	33.701	15.364	29.794	23.974	1'42.833	275,5	13:34'57.615

### 14° 99 P. JACOBSEN (1'36.308)

Lap	Seg.1	Seg.2	Seg.3	Seg.4	Lap Time	km/h	Local Time
1		14.773	30.856	22.505	1'45.961	292,7	13:02'18.526
2	31.821	14.628	28.331	22.450	1'37.230	293,5	13:03'55.756
3	31.706	14.592	28.118	22.146	1'36.562	289,5	13:05'32.318
4	31.715	14.555	28.112	22.152	1'36.534	288,8	13:07'08.852
5	31.730	14.509	28.111	21.958	1'36.308	288,8	13:08'45.160
6	32.214	14.888	28.544	22.455	1'38.101	296,7	13:10'23.261

21/04/2018 P = Pits In/Out - C = Lap Time Cancelled

These data/results cannot be reproduced, stored and/or transmitted in whole or in part by any manner of electronic, mechanical, photocopying, recording, broadcasting or otherwise now known or herein after developed without the previous express consent by the copyright owner, except for reproduction in daily



TT Circuit Assen 4.542 m

## Dutch Round, 20-21-22 April 2018 World Superbike - Chronological Analysis Race 1

Start at 13:00'32.565

17° 37 O. JEZEK (1'37.395)							
Lap	Seg.1	Seg.2	Seg.3	Seg.4	Lap Time	km/h	Local Time
1		14.957	28.507	22.800	1'45.187	274,1	13:02'17.752
2	32.042	14.691	28.277	22.550	1'37.560	<b>282,7</b>	13:03'55.312
3	<b>31.858</b>	14.638	<b>28.255</b>	22.644	<b>1'37.395</b>	279,8	13:05'32.707
4	31.928	<b>14.634</b>	28.307	22.576	1'37.445	<b>282,7</b>	13:07'10.152
5	32.171	14.755	28.527	22.677	1'38.130	277,6	13:08'48.282
6	32.005	14.885	28.372	22.693	1'37.955	278,4	13:10'26.237
7	32.268	14.739	28.512	22.830	1'38.349	276,9	13:12'04.586
8	31.973	14.813	28.384	22.666	1'37.836	276,9	13:13'42.422
9	32.016	14.881	28.506	22.701	1'38.104	277,6	13:15'20.526
10	32.117	14.843	28.473	22.708	1'38.141	276,9	13:16'58.667
11	32.078	14.857	28.578	22.631	1'38.144	276,9	13:18'36.811
12	32.066	14.919	28.379	22.934	1'38.298	276,2	13:20'15.109
13	32.041	14.811	28.457	22.826	1'38.135	276,9	13:21'53.244
14	32.127	14.913	28.691	22.815	1'38.546	274,1	13:23'31.790
15	32.568	14.921	28.570	22.891	1'38.950	273,4	13:25'10.740
16	32.125	14.863	28.604	22.967	1'38.559	274,8	13:26'49.299
17	32.244	15.006	28.488	22.873	1'38.611	272,7	13:28'27.910
18	32.235	14.863	28.572	23.065	1'38.735	277,6	13:30'06.645
19	32.264	14.935	28.568	22.990	1'38.757	276,2	13:31'45.402
20	32.343	14.913	28.661	22.853	1'38.770	273,4	13:33'24.172
21	32.874	15.166	28.782	23.066	1'39.888	271,4	13:35'04.060

RET 21 M. RINALDI (1'36.207)							
Lap	Seg.1	Seg.2	Seg.3	Seg.4	Lap Time	km/h	Local Time
1		14.702	27.794	22.290	1'43.043	287,2	13:02'15.608
2	31.900	14.552	27.805	22.274	1'36.531	<b>289,5</b>	13:03'52.139
3	31.807	14.519	27.846	22.113	1'36.285	287,2	13:05'28.424
4	31.856	14.537	<b>27.751</b>	22.181	1'36.325	288,8	13:07'04.749
5	31.810	<b>14.407</b>	27.915	22.075	<b>1'36.207</b>	288,8	13:08'40.956

21/04/2018 P = Pits In/Out - C = Lap Time Cancelled

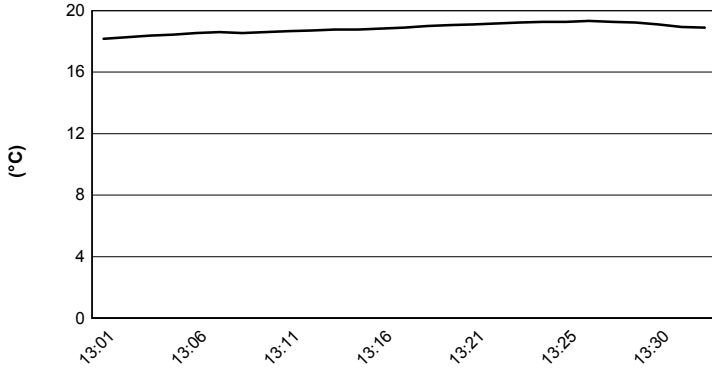
These data/results cannot be reproduced, stored and/or transmitted in whole or in part by any manner of electronic, mechanical, photocopying, recording, broadcasting or otherwise now known or herein after developed without the previous express consent by the copyright owner, except for reproduction in daily press and regular printed publications on sale to the public within 60 days of the event related to those data/results and always provided that copyright symbol appears together as follows below.

© DORNA WSBK ORGANIZATION Srl 2018

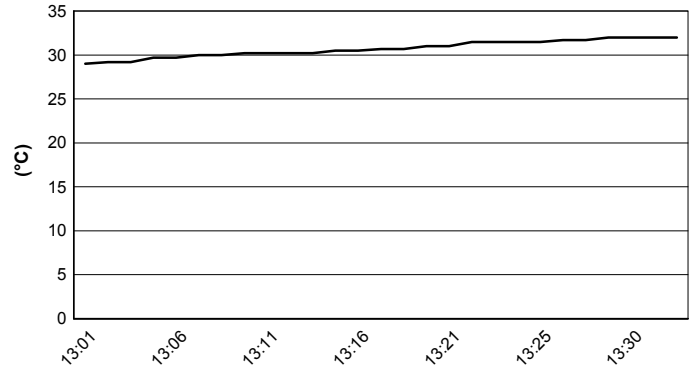


**Dutch Round, 20-21-22 April 2018**  
**World Superbike - Weather Report Race 1**  
 Session started 13:01 - Session ended 13:35

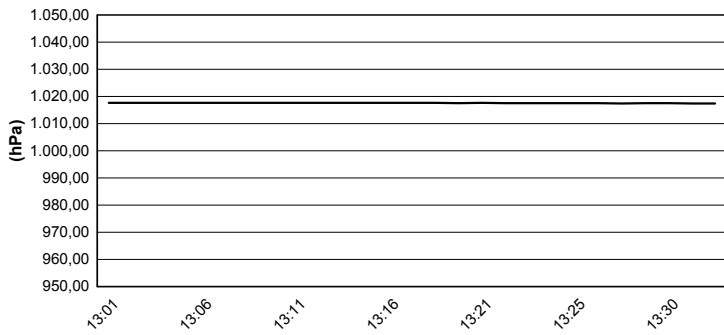
### Air Temperature



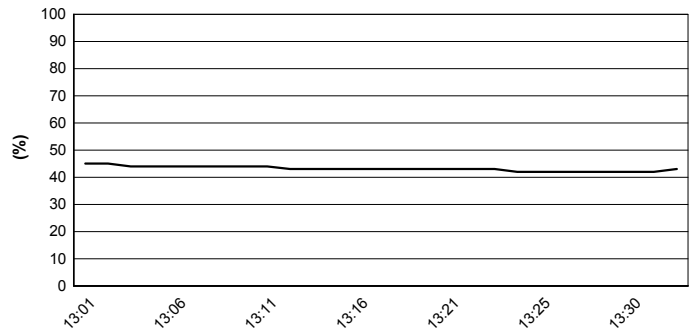
### Track Temperature



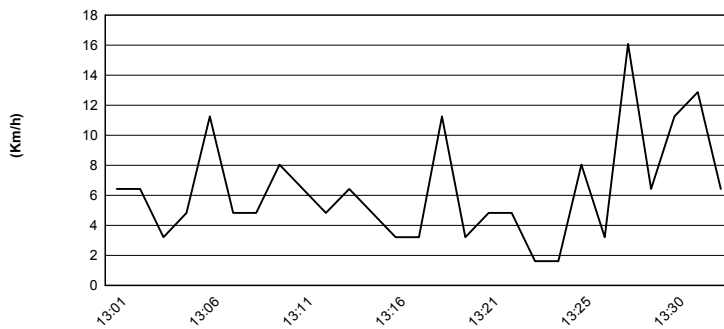
### Air Pressure



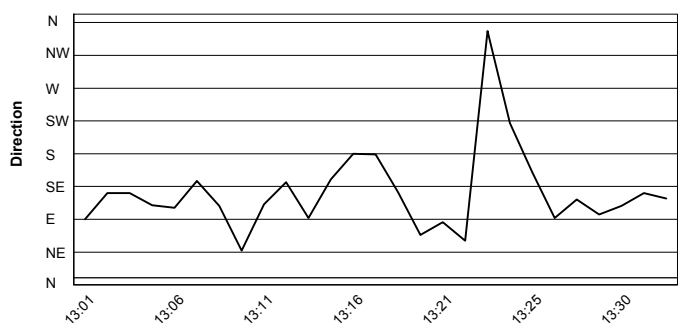
### Humidity



### Wind Speed



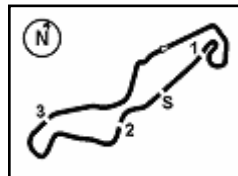
### Wind Direction



21/04/2018

These data/results cannot be reproduced, stored and/or transmitted in whole or in part by any manner of electronic, mechanical, photocopying, recording, broadcasting or otherwise now known or herein after developed without the previous express consent by the copyright owner, except for reproduction in daily press and regular printed publications on sale to the public within 60 days of the event related to those data/results and always provided that copyright symbol appears together as follows below.

© DORNA WSBK ORGANIZATION Srl 2018



TT Circuit Assen 4.542 m

## Dutch Round, 20-21-22 April 2018 World Superbike - Championship Standings

1 / 2

Points	Points From First	Points From Previous	February 25 PHILLIP ISLAND		March 25 BURIRAM		April 15 ARAGÓN		April 22 ASSEN		May 13 IMOLA		May 27 DONINGTON PARK		June 10 BRNO		June 24 LAGUNA SECA		July 8 MISANO		September 16 PORTIMÃO		September 30 MAGNY COURS		October 14 VILLICUM		October 27 LOSAIL	
			1	2	1	2	1	2	1	2	1	2	1	2	1	2	1	2	1	2	1	2	1	2	1	2	1	2
<b>1</b> REA Jonathan (GBR)	<b>139</b>		11	20	25	13	25	20	25																			
<b>2</b> DAVIES Chaz (GBR)	<b>118</b>	21	16	3	16	25	20	25	16																			
<b>3</b> MELANDRI Marco (ITA)	<b>106</b>	33	12	25	25	8	9	13	16	10																		
<b>4</b> VAN DER MARK Michael (NED)	<b>87</b>	52	19	7	9	9	20	11	11	20																		
<b>5</b> FORES Xavi (ESP)	<b>87</b>	52	0	13	16	20	11	16	11																			
<b>6</b> SYKES Tom (GBR)	<b>76</b>	63	11	20	13	10		10	10	13																		
<b>7</b> LOWES Alex (GBR)	<b>74</b>	65	2	10	11	11	16	9	13	4																		
<b>8</b> CAMIER Leon (GBR)	<b>42</b>	97	32	9	10	13	10																					
<b>9</b> RAZGATLIOGLU Toprak (TUR)	<b>38</b>	101	4	3	6	1	8	7	7	6																		
<b>10</b> BAZ Loris (FRA)	<b>36</b>	103	2	5	7	5	4	5	1	9																		
<b>11</b> TORRES Jordi (ESP)	<b>29</b>	110	7	8	6			8	7																			
<b>12</b> RAMOS Román (ESP)	<b>28</b>	111	1	2	5	2	3	6	5	5																		
<b>13</b> MERCADO Leandro (ARG)	<b>24</b>	115	4	6	4	3		3	8																			
<b>14</b> SAVADORI Lorenzo (ITA)	<b>19</b>	120	5			4	7	1	6	1																		
<b>15</b> RINALDI Michael Ruben (ITA)	<b>17</b>	122	2					8	9																			
<b>16</b> GAGNE Jake (USA)	<b>17</b>	122	0	4	3		2	4	4																			
<b>17</b> LAVERTY Eugene (IRL)	<b>16</b>	123	1	8	1	7																						
<b>18</b> JACOBSEN PJ (USA)	<b>12</b>	127	4	2		6		2	2																			
<b>19</b> HERNANDEZ Yonny (COL)	<b>7</b>	132	5			5	2																					
<b>20</b> GIUGLIANO Davide (ITA)	<b>6</b>	133	1				3	3																				
<b>21</b> JEZEK Ondrej (CZE)	<b>1</b>	138	5	1																								

21/04/2018 First Line: Championship Standings - Second Line: Ranking Progression

These data/results cannot be reproduced, stored and/or transmitted in whole or in part by any manner of electronic, mechanical, photocopying, recording, broadcasting or otherwise now known or herein after developed without the previous express consent by the copyright owner, except for reproduction in daily press and regular printed publications on sale to the public within 60 days of the event related to those data/results and always provided that copyright symbol appears together as follows below.

© DORNA WSBK ORGANIZATION Srl 2018

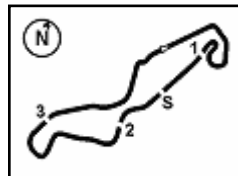
FICR PERUGIA TIMING



Official Tyre Supplier



Official Timekeeper



TT Circuit Assen 4.542 m

## Dutch Round, 20-21-22 April 2018 World Superbike - Championship Standings

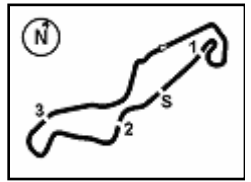
2 / 2

Points	Points From First	Points From Previous	Independent Riders														
			February 25 PHILLIP ISLAND	March 25 BURIRAM	April 15 ARAGÓN	April 22 ASSEN	May 13 IMOLA	May 27 DONINGTON PARK	June 10 BRNO	June 24 LAGUNA SECA	July 8 MISANO	September 16 PORTIMÃO	September 30 MAGNY COURS	October 14 VILLICUM	October 27 LOSAIL		
<b>1</b> <b>FORES</b> Xavi (ESP)	<b>87</b>		<b>13</b> 1	<b>16</b> 1	<b>20</b> 1	<b>11</b> 1	<b>16</b> 1	<b>11</b> 1									
<b>2</b> <b>RAZGATLIOGLU</b> Toprak (TUR)	<b>38</b> 49		<b>3</b> 3	<b>6</b> 3	<b>1</b> 3	<b>8</b> 2	<b>7</b> 2	<b>7</b> 2	<b>6</b> 2								
<b>3</b> <b>RAMOS</b> Román (ESP)	<b>28</b> 59 10		<b>2</b> 4	<b>5</b> 4	<b>2</b> 4	<b>3</b> 4	<b>6</b> 3	<b>5</b> 3	<b>5</b> 3								
<b>4</b> <b>MERCADO</b> Leandro (ARG)	<b>24</b> 63 4		<b>6</b> 2	<b>4</b> 2	<b>3</b> 2	<b>3</b> 3	<b>8</b> 4	<b>8</b> 5	<b>4</b> 4								
<b>5</b> <b>RINALDI</b> Michael Ruben (ITA)	<b>17</b> 70 7					<b>8</b> 5	<b>9</b> 4	<b>5</b> 5									
<b>6</b> <b>JACOBSEN</b> PJ (USA)	<b>12</b> 75 5		<b>2</b> 5	<b>6</b> 5	<b>6</b> 5	<b>2</b> 5	<b>2</b> 6	<b>2</b> 6	<b>6</b> 6								
<b>7</b> <b>HERNANDEZ</b> Yonny (COL)	<b>7</b> 80 5				<b>5</b> 6	<b>2</b> 7	<b>7</b> 7	<b>7</b> 7									
<b>8</b> <b>JEZEK</b> Ondrej (CZE)	<b>1</b> 86 6		<b>1</b> 5	<b>6</b> 6	<b>7</b> 7	<b>8</b> 8	<b>8</b> 8	<b>8</b> 8									

21/04/2018 First Line: Championship Standings - Second Line: Ranking Progression

These data/results cannot be reproduced, stored and/or transmitted in whole or in part by any manner of electronic, mechanical, photocopying, recording, broadcasting or otherwise now known or herein after developed without the previous express consent by the copyright owner, except for reproduction in daily press and regular printed publications on sale to the public within 60 days of the event related to those data/results and always provided that copyright symbol appears together as follows below.

© DORNA WSBK ORGANIZATION Srl 2018



## Dutch Round, 20-21-22 April 2018 World Superbike - Manufacturers Standings

TT Circuit Assen 4.542 m

	Points	Points From First	Points From Previous	February 25 PHILLIP ISLAND		March 25 BURIRAM		April 15 ARAGÓN		April 22 ASSEN		May 13 IMOLA		May 27 DONINGTON PARK		June 10 BRNO		June 24 LAGUNA SECA		July 8 MISANO		September 16 PORTIMÃO		September 30 MAGNY COURS		October 14 VILLICUM		October 27 LOSAIL	
				1	2	1	2	1	2	1	2	1	2	1	2	1	2	1	2	1	2	1	2	1	2	1	2	1	2
1 DUCATI	156			25	25	20	25	20	25	16																			
				1	1	1	1	1	1	1																			
2 KAWASAKI	148	8		20	20	25	13	25	20	25																			
				2	2	2	2	2	2	2																			
3 YAMAHA	96	60	52	10	11	11	20	11	13	20																			
				3	3	3	3	3	3	3																			
4 HONDA	52	104	44	9	10	13	10	4	4	2																			
				4	4	3	4	4	4	4																			
5 BMW	36	120	16	5	7	5	4	5	1	9																			
				6	5	5	6	5	6	5																			
6 APRILIA	35	121	1	8	1	7	7	3	6	3																			
				5	6	6	5	5	5	6																			
7 MV AGUSTA	29	127	6	8		6		8		7																			
				7		7		7		7																			

21/04/2018

First Line: Championship Standings - Second Line: Ranking Progression

These data/results cannot be reproduced, stored and/or transmitted in whole or in part by any manner of electronic, mechanical, photocopying, recording, broadcasting or otherwise now known or herein after developed without the previous express consent by the copyright owner, except for reproduction in daily press and regular printed publications on sale to the public within 60 days of the event related to those data/results and always provided that copyright symbol appears together as follows below.

© DORNA WSBK ORGANIZATION Srl 2018

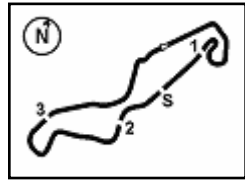
FIAT PERUGIA TIMING



Official Tyre Supplier



Official Timekeeper



TT Circuit Assen 4.542 m

## Dutch Round, 20-21-22 April 2018 World Superbike - Pirelli Best Lap Award

Points	Points From First	Points From Previous	February 25	March 25	April 15	April 22	May 13	May 27	June 10	June 24	July 8	September 16	September 30	October 14	October 27	
			PHILLIP ISLAND	BURIRAM	ARAGÓN	ASSEN	IMOLA	DONINGTON PARK	BRNO	LAGUNA SECA	MISANO	PORTIMÃO	MAGNY COURS	VILLICUM	LOSAIL	
<b>Fastest Laps</b>																
<b>1 MELANDRI</b> Marco (ITA)	<b>3</b>		<b>1</b>		<b>1</b>	<b>1</b>										
<b>2 REA</b> Jonathan (GBR)	<b>1</b>	<b>2</b>		<b>1</b>												
<b>3 DAVIES</b> Chaz (GBR)	<b>1</b>	<b>2</b>	<b>0</b>		<b>1</b>											
<b>4 VAN DER MARK</b> Michael (NED)	<b>1</b>	<b>2</b>	<b>0</b>			<b>1</b>										
<b>5 SYKES</b> Tom (GBR)	<b>1</b>	<b>2</b>	<b>0</b>	<b>1</b>												

21/04/2018

These data/results cannot be reproduced, stored and/or transmitted in whole or in part by any manner of electronic, mechanical, photocopying, recording, broadcasting or otherwise now known or herein after developed without the previous express consent by the copyright owner, except for reproduction in daily press and regular printed publications on sale to the public within 60 days of the event related to those data/results and always provided that copyright symbol appears together as follows below.

© DORNA WSBK ORGANIZATION Srl 2018

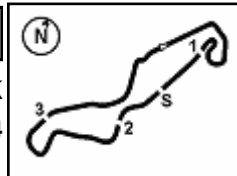
FIKR PERUGIA TIMING



Official Tyre Supplier



Official Timekeeper



TT Circuit Assen 4.542 m

## Dutch Round, 20-21-22 April 2018 World Superbike - Best Laps & Speeds

No.	Rider Bike	Nat	Best Lap		FP1		FP2		FP3		FP4		SP1		SP2		RC1	
			LL	SPD	LL	SPD	LL	SPD	LL	SPD	LL	SPD	LL	SPD	LL	SPD	LL	SPD
1	<b>22 A. LOWES</b> Yamaha YZF R1	GBR	<b>1'34.066</b>		1'36.567	1'36.146	1'35.646	1'35.786					<b>1'34.066</b>	1'35.341			21	<b>291,8</b>
2	<b>1 J. REA</b> Kawasaki ZX-10RR	GBR	<b>1'34.112</b>		1'35.662	1'35.630	1'35.729	1'35.373					<b>1'34.112</b>	1'35.480			21	<b>288,0</b>
3	<b>12 X. FORES</b> Ducati Panigale R	ESP	<b>1'34.387</b>		1'36.359	1'36.072	1'35.744	1'35.703					<b>1'34.387</b>	1'35.302			21	<b>290,3</b>
4	<b>32 L. SAVADORI</b> Aprilia RSV4 RF	ITA	<b>1'34.739</b>		1'37.240	1'36.041	1'35.950	1'36.620					<b>1'34.739</b>	1'36.090			21	<b>289,5</b>
5	<b>33 M. MELANDRI</b> Ducati Panigale R	ITA	<b>1'34.838</b>		1'36.570	1'35.971	1'35.399	1'36.865					<b>1'34.838</b>	1'35.467			21	<b>295,0</b>
6	<b>66 T. SYKES</b> Kawasaki ZX-10RR	GBR	<b>1'34.840</b>		1'36.380	1'35.708	1'35.721	1'35.713					<b>1'34.840</b>	1'35.645			21	<b>291,1</b>
7	<b>60 M. VAN DER MARK</b> Yamaha YZF R1	NED	<b>1'34.873</b>		1'35.931	1'36.418	1'35.156	1'35.974					<b>1'34.873</b>	1'35.248			21	<b>288,0</b>
8	<b>7 C. DAVIES</b> Ducati Panigale R	GBR	<b>1'34.986</b>		1'36.478	1'36.297	1'35.782	1'35.546					<b>1'34.986</b>	1'35.337			21	<b>292,6</b>
9	<b>81 J. TORRES</b> MV Agusta 1000 F4	ESP	<b>1'35.099</b>		1'36.583	1'36.002	1'36.848	1'36.202					<b>1'35.099</b>	1'36.054			21	<b>288,0</b>
10	<b>21 M. RINALDI</b> Ducati Panigale R	ITA	<b>1'35.518</b>		1'36.615	1'36.547	<b>1'35.518</b>	1'36.737					1'35.875	1'36.207			5	<b>289,5</b>
11	<b>76 L. BAZ</b> BMW S 1000 RR	FRA	<b>1'35.541</b>		1'36.554	1'36.121	1'36.031	1'36.704	1'35.653				<b>1'35.541</b>	1'35.834			21	<b>288,0</b>
12	<b>54 T. RAZGATLIOGLU</b> Kawasaki ZX-10RR	TUR	<b>1'35.569</b>		1'37.433	1'36.425	1'36.168	1'36.615	<b>1'35.569</b>				1'35.858	1'35.873			21	<b>284,9</b>
13	<b>36 L. MERCADO</b> Kawasaki ZX-10RR	ARG	<b>1'35.854</b>		1'37.196	1'37.524	1'36.316	1'37.125	<b>1'35.854</b>					1'36.127			21	<b>287,2</b>
14	<b>40 R. RAMOS</b> Kawasaki ZX-10RR	ESP	<b>1'35.982</b>		1'37.625	1'37.038	1'37.059	1'36.968	<b>1'35.982</b>					1'36.628			21	<b>281,2</b>
15	<b>99 P. JACOBSEN</b> Honda CBR1000RR	USA	<b>1'36.199</b>		1'37.432	1'36.433	1'36.481	1'37.367	<b>1'36.199</b>					1'36.308			21	<b>296,7</b>
16	<b>34 D. GIUGLIANO</b> Aprilia RSV4 RF	ITA	<b>1'36.417</b>		1'37.744	1'36.726	1'36.545	1'37.009	<b>1'36.417</b>					1'36.731			21	<b>288,0</b>
17	<b>68 Y. HERNANDEZ</b> Kawasaki ZX-10RR	COL	<b>1'36.478</b>		1'38.479	1'36.938	1'36.578	1'37.442	<b>1'36.478</b>					1'36.550			21	<b>284,2</b>
18	<b>37 O. JEZEK</b> Yamaha YZF R1	CZE	<b>1'36.734</b>		1'39.231	1'38.493	1'37.717	1'38.143	<b>1'36.734</b>					1'37.395			21	<b>282,7</b>
19	<b>45 J. GAGNE</b> Honda CBR1000RR	USA	<b>1'37.257</b>		<b>1'37.257</b>	1'37.415		1'44.469										
			28	284,9	19	<b>284,9</b>	7	276,2				2	272,0					

21/04/2018

These data/results cannot be reproduced, stored and/or transmitted in whole or in part by any manner of electronic, mechanical, photocopying, recording, broadcasting or otherwise now known or herein after developed without the previous express consent by the copyright owner, except for reproduction in daily press and regular printed publications on sale to the public within 60 days of the event related to those data/results and always provided that copyright symbol appears together as follows below.

© DORNA WSBK ORGANIZATION Srl 2018

FICR PERUGIA TIMING

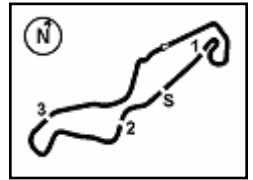


Official Tyre Supplier



Official Timekeeper





## Dutch Round, 20-21-22 April 2018

### World Superbike - Provisional Starting Grid - Race 2

21 Laps x 4,542 km = 95,382 km

TT Circuit Assen 4.542 m

Pos	Number	Name	Team
1	66	SYKES T.	Kawasaki
2	12	FORES X.	Ducati
3	33	MELANDRI M.	Ducati
4	76	BAZ L.	BMW
5	36	MERCADO L.	Kawasaki
6	81	TORRES J.	MV Agusta
7	7	DAVIES C.	Ducati
8	60	VAN DER MARK M.	Yamaha
9	1	REA J.	Kawasaki
10	22	LOWES A.	Yamaha
11	32	SAVADORI L.	Aprilia
12	54	RAZGATLIOGLU T.	Kawasaki
13	21	RINALDI M.	Ducati
14	40	RAMOS R.	Kawasaki
15	99	JACOBSEN P.	Honda
16	34	GIUGLIANO D.	Aprilia
17	68	HERNANDEZ Y.	Kawasaki
18	37	JEZEK O.	Yamaha
19	45	GAGNE J.	Honda

21/04/2018 Jury President .....

..... Race Director

