

Dutch Round, 20-21-22 April 2018 World Superbike - Results Race 2

Laps 21 = 95,382 Km - Time of Race 33'36.444 - Avg. 170,287 km/h

TT Circuit Assen 4.542 m

1 / 2

Pos	Race	Grid	No. Rider	Nat	Team	Bike	Class	LL	Gap	Fastest Lap	Speed	Qualifying		Ranking			
												Time	Speed	R1	R2	Tot	Pos
1	6	66	T. SYKES	GBR	Kawasaki Racing Team WorldSBK	Kawasaki ZX-10RR		21		1'35.218	281,3	1'34.840	284,2	13	25	137	3
2	2	1	J. REA	GBR	Kawasaki Racing Team WorldSBK	Kawasaki ZX-10RR		21	5.445	1'35.407	285,7	1'34.112	286,5	25	20	209	1
3	7	60	M. VAN DER MARK	NED	Pata Yamaha Official WorldSBK Team	Yamaha YZF R1		21	7.507	1'35.523	282,0	1'34.873	284,2	20	16	113	6
4	3	12	X. FORES	ESP	Barni Racing Team	Ducati Panigale R	IND	21	11.316	1'35.532	283,5	1'34.387	285,7	11	13	124	5
5	8	7	C. DAVIES	GBR	Aruba.it Racing - Ducati	Ducati Panigale R		21	18.953	1'35.526	286,5	1'34.986	288,0	16	11	162	2
6	9	81	J. TORRES	ESP	MV Agusta Reparto Corse	MV Agusta 1000 F4		21	22.414	1'35.753	285,0	1'35.099	282,7	7	10	52	9
7	5	33	M. MELANDRI	ITA	Aruba.it Racing - Ducati	Ducati Panigale R		21	22.515	1'36.086	288,8	1'34.838	289,5	10	9	131	4
8	10	76	L. BAZ	FRA	GULF ALTHEA BMW Racing Team	BMW S 1000 RR		21	23.997	1'35.844	281,3	1'35.541	282,0	9	8	52	10
9	11	54	T. RAZGATLIOGLU	TUR	Kawasaki Puccetti Racing	Kawasaki ZX-10RR	IND	21	24.245	1'36.022	284,2	1'35.858	283,5	6	7	58	8
10	4	32	L. SAVADORI	ITA	Milwaukee Aprilia	Aprilia RSV4 RF		21	24.653	1'36.296	285,0	1'34.739	285,7	1	6	33	13
11	16	34	D. GIUGLIANO	ITA	Milwaukee Aprilia	Aprilia RSV4 RF		21	41.807	1'36.887	280,5	1'36.417	285,0	3	5	11	19
12	12	21	M. RINALDI	ITA	Aruba.it Racing - Junior Team	Ducati Panigale R	IND	21	41.846	1'37.028	286,5	1'35.875	286,5		4	39	12
13	15	99	P. JACOBSEN	USA	TripleM Honda World Superbike Team	Honda CBR1000RR	IND	21	47.516	1'36.505	289,5	1'36.199	287,2	2	3	17	17
14	1	22	A. LOWES	GBR	Pata Yamaha Official WorldSBK Team	Yamaha YZF R1		21	53.355	1'35.572	286,5	1'34.066	288,0	4	2	92	7
15	17	68	Y. HERNANDEZ	COL	Team Pedercini Racing	Kawasaki ZX-10RR	IND	21	57.758	1'37.283	279,1	1'36.478	281,3		1	11	20
-----Not Classified-----																	
RET	13	36	L. MERCADO	ARG	Orelac Racing VerdNatura	Kawasaki ZX-10RR	IND	5	16 Laps	1'36.151	280,5	1'35.854	282,7	8		31	15
RET	14	40	R. RAMOS	ESP	Team GoEleven Kawasaki	Kawasaki ZX-10RR	IND	5	16 Laps	1'36.951	278,4	1'35.982	274,8	5		32	14
-----Disqualified-----																	
DSQ	18	37	O. JEZEK	CZE	Guandalini Racing	Yamaha YZF R1	IND	21	54.065	1'37.770	277,6	1'36.734	282,0			2	22

AIR	Humidity:	46%	Temp:	23°C
TRACK	Condition:	Dry	Temp:	30°C

Records	Pole (SP2)	2017	J.Rea	1'33.505	174,87 Km/h
	Race (RC1)	2017	J.Rea	1'34.880	172,34 Km/h
	Circuit (SP2)	2017	J.Rea	1'33.505	174,87 Km/h
Race Fastest Lap	Lap 3		T.Sykes	1'35.218	171,72 Km/h

LAP LEADERS				
No. Rider	From	To	Laps	Total
66 T. SYKES	1	21	21	21

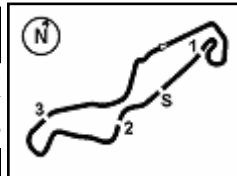
TOTAL LEADER LAPS				
No. Rider	Laps			
1 J. REA	57	50	E. LAVERTY	2
66 T. SYKES	41	25	D. FALZON	1
7 C. DAVIES	24	99	P. JACOBSEN	1
12 X. FORES	15			
33 M. MELANDRI	9			
60 M. VAN DER MARK	9			
22 A. LOWES	2			

N.37 (Jezek O.) has been disqualified according to art. 2.3.9 and 2.3.10

Start 13:00 End 13:35 The results are provisional until the end of the time limit for protests and appeals and the completion of the technical checks.

22/04/2018 13:00 13:35 These data/results cannot be reproduced, stored and/or transmitted in whole or in part by any manner of electronic, mechanical, photocopying, recording, broadcasting or otherwise now known or herein after developed without the previous express consent by the copyright owner, except for reproduction in daily press and regular printed publications on sale to the public within 60 days of the event related to those data/results and always provided that copyright symbol appears together as follows below.

© DORNA WSBK ORGANIZATION Srl 2018



Dutch Round, 20-21-22 April 2018 World Superbike - Results Race 2

Race Highlights

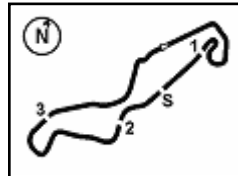
Time	No. Rider	Description
12.58.07		Warm-up Lap Start
13.00.31		Start
13.01.44		No Jump Start
13.05.10	37 Jezek	On the Gravel - Re-Joined - Turn 9
13.08.58	68 Hernandez	On the Gravel - Re-Joined - Turn 17
13.09.12	40 Ramos	Crashed - Turn 4
13.10.05	40 Ramos	Out
13.10.13	36 Mercado	Crashed - Turn 17
13.10.47	36 Mercado	Out
13.21.23	22 Lowes	Crashed - Turn 17
13.21.40	22 Lowes	Re-joined
13.35.04		End Of Session

Start End The results are provisional until the end of the time limit for protests and appeals
22/04/2018 13:00 13:35 and the completion of the technical checks.

These data/results cannot be reproduced, stored and/or transmitted in whole or in part by any manner of electronic, mechanical, photocopying, recording, broadcasting or otherwise now known or herein after developed without the previous express consent by the copyright owner, except for reproduction in daily press and regular printed publications on sale to the public within 60 days of the event related to those data/results and always provided that copyright symbol appears together as follows below.

© DORNA WSBK ORGANIZATION Srl 2018





TT Circuit Assen 4.542 m

1 / 3

Dutch Round, 20-21-22 April 2018
World Superbike - Lap Chart Race 2

Lap																					
	1	2	3	4	5	6	7	8	9	10	11	12	13	14	15	16	17	18	19	20	21
1	66	66	66	66	66	66	66	66	66	66	66	66	66	66	66	66	66	66	66	66	66
2	12	12	12	12	12	1	1	1	1	1	1	1	60	1	1	1	1	1	1	1	1
3	60	60	60	1	1	60	60	60	60	60	60	60	1	60	60	60	60	60	60	60	60
4	1	1	1	60	60	12	12	12	12	12	12	12	12	12	12	12	12	12	12	12	12
5	36	22	22	22	22	22	7	7	7	7	7	7	7	7	7	7	7	7	7	7	7
6	22	36	7	7	7	7	22	22	22	22	22	22	81	81	81	81	81	81	81	81	81
7	33	7	36	36	36	76	76	54	54	81	54	81	33	33	33	33	33	33	33	33	33
8	76	76	76	76	76	81	54	81	81	54	81	33	76	32	32	32	32	32	32	32	76
9	81	81	81	81	81	54	81	76	76	76	33	32	32	76	76	54	76	76	76	76	54
10	7	54	54	54	54	33	33	33	33	33	76	76	54	54	76	54	54	54	54	54	32
11	54	33	33	33	33	32	32	32	32	32	32	54	99	99	99	21	21	21	34	34	34
12	32	32	32	32	32	99	99	99	99	99	99	99	21	21	21	34	34	34	21	21	21
13	34	34	34	99	99	34	34	34	21	21	21	21	34	34	34	99	99	99	99	99	99
14	40	21	99	34	34	21	21	21	34	34	34	34	68	68	68	68	68	68	68	37	22
15	21	99	21	21	40	37	37	37	37	68	68	37	37	37	37	37	37	37	37	68	37
16	99	40	40	40	21	68	68	68	68	37	37	68	22	22	22	22	22	22	22	22	68
17	37	37	68	68	37																
18	68	68	37	37	68																

Final Result		
1	66 T. SYKES	Laps 21
2	1 J. REA	5.445
3	60 M. VAN DER MARK	7.507
4	12 X. FORES	11.316
5	7 C. DAVIES	18.953
6	81 J. TORRES	22.414
7	33 M. MELANDRI	22.515
8	76 L. BAZ	23.997
9	54 T. RAZGATLIOGLU	24.245
10	32 L. SAVADORI	24.653
11	34 D. GIUGLIANO	41.807
12	21 M. RINALDI	41.846
13	99 P. JACOBSEN	47.516
14	22 A. LOWES	53.355
15	37 O. JEZEK	54.065
16	68 Y. HERNANDEZ	57.758
RET	36 L. MERCADO	16 Laps
RET	40 R. RAMOS	16 Laps

22/04/2018

These data/results cannot be reproduced, stored and/or transmitted in whole or in part by any manner of electronic, mechanical, photocopying, recording, broadcasting or otherwise now known or herein after developed without the previous express consent by the copyright owner, except for reproduction in daily press and regular printed publications on sale to the public within 60 days of the event related to those data/results and always provided that copyright symbol appears together as follows below.

© DORNA WSBK ORGANIZATION Srl 2018

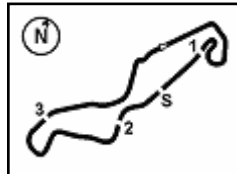
FCR PERIGIA TIMING



Official Tyre Supplier



Official Timekeeper



Dutch Round, 20-21-22 April 2018
World Superbike - Lap Chart Race 2

TT Circuit Assen 4.542 m

2 / 3

Lap 1

1	66 T.Sykes	13:02'02.607
2	12 X.Fores	0.909
3	60 M.van der Mark	2.117
4	1 J.Rea	2.256
5	36 L.Mercado	2.372
6	22 A.Lowes	2.528
7	33 M.Melandri	2.530
8	76 L.Baz	2.691
9	81 J.Torres	2.805
10	7 C.Davies	2.955
11	54 T.Razgatioglu	3.183
12	32 L.Savadori	3.464
13	34 D.Giugliano	4.005
14	40 R.Ramos	4.217
15	21 M.Rinaldi	4.307
16	99 P.Jacobsen	4.565
17	37 O.Jezek	4.954
18	68 Y.Hernandez	5.256

14	34 D.Giugliano	9.176
15	21 M.Rinaldi	9.703
16	40 R.Ramos	9.962
17	68 Y.Hernandez	12.649
18	37 O.Jezek	13.286

12	99 P.Jacobsen	15.321
13	34 D.Giugliano	17.626
14	21 M.Rinaldi	17.805
15	37 O.Jezek	23.508
16	68 Y.Hernandez	23.631

14	34 D.Giugliano	25.751
15	37 O.Jezek	34.749
16	68 Y.Hernandez	34.774

Lap 5

1	66 T.Sykes	13:08'24.145
2	12 X.Fores	2.422
3	1 J.Rea	3.244
4	60 M.van der Mark	3.419
5	22 A.Lowes	4.178
6	7 C.Davies	4.830
7	36 L.Mercado	6.584
8	76 L.Baz	6.762
9	81 J.Torres	6.816
10	54 T.Razgatioglu	7.142
11	33 M.Melandri	7.864
12	32 L.Savadori	8.224
13	99 P.Jacobsen	10.312
14	34 D.Giugliano	11.247
15	40 R.Ramos	12.012
16	21 M.Rinaldi	12.186
17	37 O.Jezek	15.606
18	68 Y.Hernandez	17.768

Lap 9

1	66 T.Sykes	13:14'46.045
2	1 J.Rea	3.757
3	60 M.van der Mark	4.200
4	12 X.Fores	5.276
5	7 C.Davies	7.316
6	22 A.Lowes	8.127
7	54 T.Razgatioglu	11.755
8	81 J.Torres	11.854
9	76 L.Baz	12.302
10	33 M.Melandri	12.541
11	32 L.Savadori	12.850
12	99 P.Jacobsen	17.359
13	21 M.Rinaldi	19.795
14	34 D.Giugliano	20.010
15	37 O.Jezek	26.443
16	68 Y.Hernandez	26.469

Lap 13

1	66 T.Sykes	13:21'08.636
2	60 M.van der Mark	5.569
3	1 J.Rea	5.667
4	12 X.Fores	7.442
5	7 C.Davies	9.548
6	81 J.Torres	16.956
7	33 M.Melandri	17.150
8	76 L.Baz	17.999
9	32 L.Savadori	18.084
10	54 T.Razgatioglu	18.637
11	99 P.Jacobsen	25.271
12	21 M.Rinaldi	27.174
13	34 D.Giugliano	27.389
14	68 Y.Hernandez	37.692
15	37 O.Jezek	37.936
16	22 A.Lowes	40.072

Lap 2

1	66 T.Sykes	13:03'37.948
2	12 X.Fores	1.163
3	60 M.van der Mark	2.299
4	1 J.Rea	2.493
5	22 A.Lowes	2.819
6	36 L.Mercado	3.499
7	7 C.Davies	3.966
8	76 L.Baz	4.251
9	81 J.Torres	4.498
10	54 T.Razgatioglu	4.827
11	33 M.Melandri	5.085
12	32 L.Savadori	5.214
13	34 D.Giugliano	5.551
14	21 M.Rinaldi	6.392
15	99 P.Jacobsen	6.439
16	40 R.Ramos	6.733
17	37 O.Jezek	7.792
18	68 Y.Hernandez	7.836

Lap 6

1	66 T.Sykes	13:09'59.569
2	1 J.Rea	3.546
3	60 M.van der Mark	3.865
4	12 X.Fores	4.023
5	22 A.Lowes	5.083
6	7 C.Davies	5.153
7	76 L.Baz	8.051
8	81 J.Torres	8.304
9	54 T.Razgatioglu	8.450
10	33 M.Melandri	8.829
11	32 L.Savadori	9.379
12	99 P.Jacobsen	11.619
13	34 D.Giugliano	13.488
14	21 M.Rinaldi	14.079
15	37 O.Jezek	18.392
16	68 Y.Hernandez	20.056

Lap 10

1	66 T.Sykes	13:16'21.546
2	1 J.Rea	3.957
3	60 M.van der Mark	4.384
4	12 X.Fores	5.927
5	7 C.Davies	8.191
6	22 A.Lowes	8.699
7	81 J.Torres	13.284
8	54 T.Razgatioglu	13.342
9	76 L.Baz	13.498
10	33 M.Melandri	13.941
11	32 L.Savadori	14.172
12	99 P.Jacobsen	19.293
13	21 M.Rinaldi	21.658
14	34 D.Giugliano	21.991
15	68 Y.Hernandez	29.247
16	37 O.Jezek	29.397

Lap 14

1	66 T.Sykes	13:22'44.610
2	1 J.Rea	5.887
3	60 M.van der Mark	6.030
4	12 X.Fores	7.760
5	7 C.Davies	10.218
6	81 J.Torres	18.348
7	33 M.Melandri	18.569
8	32 L.Savadori	18.821
9	76 L.Baz	19.007
10	54 T.Razgatioglu	19.669
11	99 P.Jacobsen	28.521
12	21 M.Rinaldi	28.762
13	34 D.Giugliano	29.102
14	68 Y.Hernandez	39.542
15	37 O.Jezek	39.821
16	22 A.Lowes	47.759

Lap 3

1	66 T.Sykes	13:05'13.166
2	12 X.Fores	1.477
3	60 M.van der Mark	2.630
4	1 J.Rea	2.682
5	22 A.Lowes	3.173
6	7 C.Davies	4.274
7	36 L.Mercado	4.432
8	76 L.Baz	4.877
9	81 J.Torres	5.033
10	54 T.Razgatioglu	5.772
11	33 M.Melandri	6.170
12	32 L.Savadori	6.439
13	34 D.Giugliano	7.233
14	99 P.Jacobsen	7.726
15	21 M.Rinaldi	8.204
16	40 R.Ramos	8.466
17	68 Y.Hernandez	10.681
18	37 O.Jezek	10.743

Lap 7

1	66 T.Sykes	13:11'35.207
2	1 J.Rea	3.614
3	60 M.van der Mark	3.762
4	12 X.Fores	4.331
5	7 C.Davies	5.844
6	22 A.Lowes	6.387
7	76 L.Baz	8.983
8	54 T.Razgatioglu	9.081
9	81 J.Torres	9.272
10	33 M.Melandri	9.637
11	32 L.Savadori	10.078
12	99 P.Jacobsen	13.228
13	34 D.Giugliano	15.585
14	21 M.Rinaldi	15.701
15	37 O.Jezek	20.820
16	68 Y.Hernandez	21.701

Lap 11

1	66 T.Sykes	13:17'57.250
2	1 J.Rea	4.242
3	60 M.van der Mark	4.718
4	12 X.Fores	6.487
5	7 C.Davies	8.646
6	22 A.Lowes	9.481
7	54 T.Razgatioglu	14.712
8	81 J.Torres	14.770
9	33 M.Melandri	15.170
10	76 L.Baz	15.376
11	32 L.Savadori	15.649
12	99 P.Jacobsen	21.758
13	21 M.Rinaldi	23.511
14	34 D.Giugliano	23.757
15	68 Y.Hernandez	31.894
16	37 O.Jezek	32.039

Lap 15

1	66 T.Sykes	13:24'20.609
2	1 J.Rea	6.120
3	60 M.van der Mark	6.339
4	12 X.Fores	7.887
5	7 C.Davies	10.608
6	81 J.Torres	19.285
7	33 M.Melandri	19.600
8	32 L.Savadori	19.762
9	76 L.Baz	20.053
10	54 T.Razgatioglu	20.141
11	99 P.Jacobsen	30.691
12	21 M.Rinaldi	30.989
13	34 D.Giugliano	31.242
14	68 Y.Hernandez	41.168
15	37 O.Jezek	41.892
16	22 A.Lowes	48.960

Lap 4

1	66 T.Sykes	13:06'48.695
2	12 X.Fores	1.889
3	1 J.Rea	3.202
4	60 M.van der Mark	3.341
5	22 A.Lowes	3.698
6	7 C.Davies	4.518
7	36 L.Mercado	5.297
8	76 L.Baz	5.509
9	81 J.Torres	5.846
10	54 T.Razgatioglu	6.265
11	33 M.Melandri	6.727
12	32 L.Savadori	7.378
13	99 P.Jacobsen	8.774

Lap 8

1	66 T.Sykes	13:13'10.664
2	1 J.Rea	3.687
3	60 M.van der Mark	3.845
4	12 X.Fores	4.555
5	7 C.Davies	6.553
6	22 A.Lowes	7.379
7	54 T.Razgatioglu	10.435
8	81 J.Torres	10.728
9	76 L.Baz	10.736
10	33 M.Melandri	11.139
11	32 L.Savadori	11.620

Lap 12

1	66 T.Sykes	13:19'32.832
2	1 J.Rea	5.129
3	60 M.van der Mark	5.139
4	12 X.Fores	7.076
5	7 C.Davies	9.228
6	22 A.Lowes	10.145
7	81 J.Torres	15.798
8	33 M.Melandri	16.134
9	32 L.Savadori	16.873
10	76 L.Baz	16.873
11	54 T.Razgatioglu	17.147
12	99 P.Jacobsen	23.609
13	21 M.Rinaldi	25.338

Lap 16

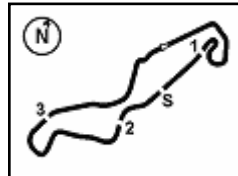
1	66 T.Sykes	13:25'56.682
2	1 J.Rea	6.149
3	60 M.van der Mark	6.519
4	12 X.Fores	8.114
5	7 C.Davies	11.262
6	81 J.Torres	19.861
7	33 M.Melandri	20.229
8	32 L.Savadori	20.560
9	54 T.Razgatioglu	20.731
10	76 L.Baz	20.946
11	21 M.Rinaldi	33.138
12	34 D.Giugliano	33.393
13	99 P.Jacobsen	34.323
14	68 Y.Hernandez	42.920
15	37 O.Jezek	44.175

22/04/2018

These data/results cannot be reproduced, stored and/or transmitted in whole or in part by any manner of electronic, mechanical, photocopying, recording, broadcasting or otherwise now known or herein after developed without the previous express consent by the copyright owner, except for reproduction in daily press and regular printed publications on sale to the public within 60 days of the event related to those data/results and always provided that copyright symbol appears together as follows below.

© DORNA WSBK ORGANIZATION Srl 2018





TT Circuit Assen 4.542 m

Dutch Round, 20-21-22 April 2018 World Superbike - Lap Chart Race 2

16 22 A.Lowes 50.293

Lap 21

Lap 17		
1	66 T.Sykes	13:27'33.451
2	1 J.Rea	5.476
3	60 M.van der Mark	5.764
4	12 X.Fores	8.522
5	7 C.Davies	11.379
6	81 J.Torres	19.946
7	33 M.Melandri	20.253
8	32 L.Savadori	20.739
9	76 L.Baz	21.465
10	54 T.Razgatioglu	21.555
11	21 M.Rinaldi	34.520
12	34 D.Giugliano	34.667
13	99 P.Jacobsen	38.126
14	68 Y.Hernandez	44.932
15	37 O.Jezek	45.362
16	22 A.Lowes	50.858

1	66 T.Sykes	13:33'59.825
2	1 J.Rea	5.445
3	60 M.van der Mark	7.507
4	12 X.Fores	11.316
5	7 C.Davies	18.953
6	81 J.Torres	22.414
7	33 M.Melandri	22.515
8	76 L.Baz	23.997
9	54 T.Razgatioglu	24.245
10	32 L.Savadori	24.653
11	34 D.Giugliano	41.807
12	21 M.Rinaldi	41.846
13	99 P.Jacobsen	47.516
14	22 A.Lowes	53.355
15	37 O.Jezek	54.065
16	68 Y.Hernandez	57.758

Lap 18

1	66 T.Sykes	13:29'09.894
2	1 J.Rea	5.154
3	60 M.van der Mark	6.047
4	12 X.Fores	8.902
5	7 C.Davies	12.057
6	81 J.Torres	20.332
7	33 M.Melandri	21.234
8	32 L.Savadori	21.365
9	76 L.Baz	21.531
10	54 T.Razgatioglu	22.562
11	21 M.Rinaldi	36.791
12	34 D.Giugliano	36.966
13	99 P.Jacobsen	40.251
14	68 Y.Hernandez	46.940
15	37 O.Jezek	47.131
16	22 A.Lowes	51.506

Lap 19

1	66 T.Sykes	13:30'46.058
2	1 J.Rea	5.418
3	60 M.van der Mark	7.082
4	12 X.Fores	9.501
5	7 C.Davies	14.214
6	81 J.Torres	21.309
7	33 M.Melandri	21.914
8	32 L.Savadori	22.171
9	76 L.Baz	22.528
10	54 T.Razgatioglu	23.369
11	34 D.Giugliano	38.927
12	21 M.Rinaldi	39.332
13	99 P.Jacobsen	42.375
14	68 Y.Hernandez	49.185
15	37 O.Jezek	49.297
16	22 A.Lowes	52.343

Lap 20

1	66 T.Sykes	13:32'22.645
2	1 J.Rea	5.564
3	60 M.van der Mark	7.345
4	12 X.Fores	10.140
5	7 C.Davies	16.465
6	81 J.Torres	22.004
7	33 M.Melandri	22.163
8	32 L.Savadori	23.414
9	76 L.Baz	23.451
10	54 T.Razgatioglu	23.859
11	34 D.Giugliano	40.658
12	21 M.Rinaldi	41.243
13	99 P.Jacobsen	44.977
14	37 O.Jezek	51.764
15	68 Y.Hernandez	52.004
16	22 A.Lowes	52.689

22/04/2018

These data/results cannot be reproduced, stored and/or transmitted in whole or in part by any manner of electronic, mechanical, photocopying, recording, broadcasting or otherwise now known or herein after developed without the previous express consent by the copyright owner, except for reproduction in daily press and regular printed publications on sale to the public within 60 days of the event related to those data/results and always provided that copyright symbol appears together as follows below.

© DORNA WSBK ORGANIZATION Srl 2018

Dutch Round, 20-21-22 April 2018 World Superbike - Best Sectors & Speed Race 2

TT Circuit Assen 4.542 m

RESULTS

1	66 T. SYKES	Kawasaki ZX-10RR	Laps 21
2	1 J. REA	Kawasaki ZX-10RR	5.445
3	60 M. VAN DER MARK	Yamaha YZF R1	7.507
4	12 X. FORES	Ducati Panigale R	11.316
5	7 C. DAVIES	Ducati Panigale R	18.953
6	81 J. TORRES	MV Agusta 1000 F4	22.414
7	33 M. MELANDRI	Ducati Panigale R	22.515
8	76 L. BAZ	BMW S 1000 RR	23.997
9	54 T. RAZGATLIOGLU	Kawasaki ZX-10RR	24.245
10	32 L. SAVADORI	Aprilia RSV4 RF	24.653
11	34 D. GIUGLIANO	Aprilia RSV4 RF	41.807
12	21 M. RINALDI	Ducati Panigale R	41.846
13	99 P. JACOBSEN	Honda CBR1000RR	47.516
14	22 A. LOWES	Yamaha YZF R1	53.355
15	37 O. JEZEK	Yamaha YZF R1	54.065
16	68 Y. HERNANDEZ	Kawasaki ZX-10RR	57.758
RET	36 L. MERCADO	Kawasaki ZX-10RR	16 Laps
RET	40 R. RAMOS	Kawasaki ZX-10RR	16 Laps

SPEED

1	99 P. JACOBSEN	Honda CBR1000RR	289,5
2	33 M. MELANDRI	Ducati Panigale R	288,8
3	22 A. LOWES	Yamaha YZF R1	286,5
4	21 M. RINALDI	Ducati Panigale R	286,5
5	7 C. DAVIES	Ducati Panigale R	286,5
6	1 J. REA	Kawasaki ZX-10RR	285,7
7	32 L. SAVADORI	Aprilia RSV4 RF	285,0
8	81 J. TORRES	MV Agusta 1000 F4	285,0
9	54 T. RAZGATLIOGLU	Kawasaki ZX-10RR	284,2
10	12 X. FORES	Ducati Panigale R	283,5
11	60 M. VAN DER MARK	Yamaha YZF R1	282,0
12	76 L. BAZ	BMW S 1000 RR	281,3
13	66 T. SYKES	Kawasaki ZX-10RR	281,3
14	36 L. MERCADO	Kawasaki ZX-10RR	280,5
15	34 D. GIUGLIANO	Aprilia RSV4 RF	280,5
16	68 Y. HERNANDEZ	Kawasaki ZX-10RR	279,1
17	40 R. RAMOS	Kawasaki ZX-10RR	278,4
18	37 O. JEZEK	Yamaha YZF R1	277,6

SEG. 1

1	66 T. SYKES	31.300
2	1 J. REA	31.376
3	7 C. DAVIES	31.419
4	60 M. VAN DER MARK	31.425
5	22 A. LOWES	31.472
6	76 L. BAZ	31.502
7	12 X. FORES	31.516
8	81 J. TORRES	31.516
9	36 L. MERCADO	31.549
10	32 L. SAVADORI	31.568
11	54 T. RAZGATLIOGLU	31.585
12	33 M. MELANDRI	31.627
13	99 P. JACOBSEN	31.743
14	34 D. GIUGLIANO	31.816
15	40 R. RAMOS	31.850
16	68 Y. HERNANDEZ	31.868
17	21 M. RINALDI	31.950
18	37 O. JEZEK	32.042

SEG. 2

1	12 X. FORES	14.306
2	7 C. DAVIES	14.321
3	22 A. LOWES	14.326
4	66 T. SYKES	14.351
5	33 M. MELANDRI	14.354
6	60 M. VAN DER MARK	14.394
7	1 J. REA	14.401
8	54 T. RAZGATLIOGLU	14.428
9	81 J. TORRES	14.463
10	36 L. MERCADO	14.474
11	76 L. BAZ	14.503
12	32 L. SAVADORI	14.523
13	99 P. JACOBSEN	14.541
14	40 R. RAMOS	14.624
15	34 D. GIUGLIANO	14.637
16	21 M. RINALDI	14.657
17	68 Y. HERNANDEZ	14.720
18	37 O. JEZEK	14.736

SEG. 3

1	66 T. SYKES	27.359
2	12 X. FORES	27.554
3	60 M. VAN DER MARK	27.565
4	36 L. MERCADO	27.610
5	22 A. LOWES	27.624
6	81 J. TORRES	27.654
7	76 L. BAZ	27.660
8	1 J. REA	27.664
9	7 C. DAVIES	27.696
10	32 L. SAVADORI	27.813
11	33 M. MELANDRI	27.825
12	54 T. RAZGATLIOGLU	27.861
13	21 M. RINALDI	27.892
14	68 Y. HERNANDEZ	27.957
15	99 P. JACOBSEN	27.960
16	40 R. RAMOS	27.969
17	34 D. GIUGLIANO	28.034
18	37 O. JEZEK	28.261

SEG. 4

1	60 M. VAN DER MARK	21.780
2	66 T. SYKES	21.858
3	1 J. REA	21.882
4	22 A. LOWES	21.958
5	7 C. DAVIES	21.989
6	12 X. FORES	21.998
7	54 T. RAZGATLIOGLU	22.037
8	36 L. MERCADO	22.040
9	32 L. SAVADORI	22.057
10	33 M. MELANDRI	22.082
11	81 J. TORRES	22.090
12	76 L. BAZ	22.099
13	99 P. JACOBSEN	22.138
14	34 D. GIUGLIANO	22.193
15	40 R. RAMOS	22.245
16	21 M. RINALDI	22.352
17	37 O. JEZEK	22.358
18	68 Y. HERNANDEZ	22.474

22/04/2018

These data/results cannot be reproduced, stored and/or transmitted in whole or in part by any manner of electronic, mechanical, photocopying, recording, broadcasting or otherwise now known or herein after developed without the previous express consent by the copyright owner, except for reproduction in daily press and regular printed publications on sale to the public within 60 days of the event related to those data/results and always provided that copyright symbol appears together as follows below.

© DORNA WSBK ORGANIZATION Srl 2018

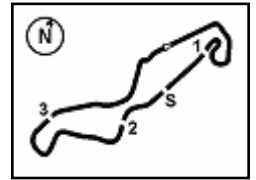
FICR PERUGIA TIMING



Official Tyre Supplier



Official Timekeeper



Dutch Round, 20-21-22 April 2018 World Superbike - Chronological Analysis Race 2

TT Circuit Assen 4.542 m

Start at 13:00'23.381

1 / 4

1° 66 T. SYKES (1'35.218)							
Lap	Seg.1	Seg.2	Seg.3	Seg.4	Lap Time	km/h	Local Time
1		14.428	27.359	21.914	1'39.226	276,9	13:02'02.607
2	31.300	14.460	27.616	21.965	1'35.341	277,6	13:03'37.948
3	31.376	14.351	27.552	21.939	1'35.218	277,6	13:05'13.166
4	31.451	14.587	27.566	21.925	1'35.529	277,6	13:06'48.695
5	31.416	14.455	27.643	21.936	1'35.450	279,1	13:08'24.145
6	31.392	14.506	27.621	21.905	1'35.424	279,1	13:09'59.569
7	31.520	14.458	27.634	22.026	1'35.638	278,4	13:11'35.207
8	31.561	14.385	27.653	21.858	1'35.457	278,4	13:13'10.664
9	31.396	14.413	27.557	22.015	1'35.381	281,3	13:14'46.045
10	31.378	14.426	27.747	21.950	1'35.501	278,4	13:16'21.546
11	31.448	14.447	27.741	22.068	1'35.704	277,6	13:17'57.250
12	31.517	14.467	27.625	21.973	1'35.582	277,6	13:19'32.832
13	31.541	14.514	27.714	22.035	1'35.804	277,6	13:21'08.636
14	31.637	14.459	27.858	22.020	1'35.974	278,4	13:22'44.610
15	31.562	14.499	27.843	22.095	1'35.999	278,4	13:24'20.609
16	31.607	14.408	27.786	22.272	1'36.073	276,9	13:25'56.682
17	32.219	14.466	27.926	22.158	1'36.769	278,4	13:27'33.451
18	31.825	14.517	27.965	22.136	1'36.443	276,2	13:29'09.894
19	31.611	14.503	27.961	22.089	1'36.164	278,4	13:30'46.058
20	31.744	14.546	28.032	22.265	1'36.587	276,2	13:32'22.645
21	31.891	14.625	28.231	22.433	1'37.180	277,6	13:33'59.825

4° 12 X. FORES (1'35.532)							
Lap	Seg.1	Seg.2	Seg.3	Seg.4	Lap Time	km/h	Local Time
1		14.473	27.652	22.045	1'40.135	279,8	13:02'03.516
2	31.590	14.379	27.575	22.051	1'35.595	279,1	13:03'39.111
3	31.516	14.306	27.554	22.156	1'35.532	279,8	13:05'14.643
4	31.661	14.384	27.716	22.180	1'35.941	279,8	13:06'50.584
5	31.644	14.430	27.762	22.147	1'35.983	278,4	13:08'26.567
6	31.864	14.547	27.796	22.818	1'37.025	278,4	13:10'03.592
7	31.848	14.334	27.766	21.998	1'35.946	283,5	13:11'39.538
8	31.592	14.338	27.688	22.063	1'35.681	282,0	13:13'15.219
9	31.727	14.339	27.920	22.116	1'36.102	282,0	13:14'51.321
10	31.768	14.407	27.829	22.148	1'36.152	281,3	13:16'27.473
11	31.802	14.371	27.878	22.213	1'36.264	279,8	13:18'03.737
12	31.766	14.353	27.824	22.228	1'36.171	279,8	13:19'39.908
13	31.841	14.395	27.837	22.097	1'36.170	280,5	13:21'16.078
14	32.018	14.402	27.820	22.052	1'36.292	280,5	13:22'52.370
15	31.795	14.355	27.935	22.041	1'36.126	280,5	13:24'28.496
16	31.890	14.374	27.863	22.173	1'36.300	278,4	13:26'04.796
17	32.046	14.482	28.027	22.622	1'37.177	279,1	13:27'41.973
18	31.946	14.428	28.170	22.279	1'36.823	278,4	13:29'18.796
19	31.982	14.424	28.087	22.270	1'36.763	279,1	13:30'55.559
20	32.050	14.512	28.274	22.390	1'37.226	278,4	13:32'32.785
21	32.405	14.536	28.436	22.979	1'38.356	278,4	13:34'11.141

2° 1 J. REA (1'35.407)							
Lap	Seg.1	Seg.2	Seg.3	Seg.4	Lap Time	km/h	Local Time
1		14.455	27.862	22.296	1'41.482	285,7	13:02'04.863
2	31.582	14.430	27.684	21.882	1'35.578	282,7	13:03'40.441
3	31.411	14.422	27.673	21.901	1'35.407	284,2	13:05'15.848
4	31.727	14.481	27.765	22.076	1'36.049	279,8	13:06'51.897
5	31.439	14.402	27.712	21.939	1'35.492	279,1	13:08'27.389
6	31.469	14.457	27.672	22.128	1'35.726	281,3	13:10'03.115
7	31.570	14.488	27.714	21.934	1'35.706	278,4	13:11'38.821
8	31.376	14.401	27.664	22.089	1'35.530	279,8	13:13'14.351
9	31.383	14.410	27.667	21.991	1'35.451	279,1	13:14'49.802
10	31.413	14.462	27.798	22.028	1'35.701	278,4	13:16'25.503
11	31.600	14.461	27.821	22.107	1'35.989	278,4	13:18'01.492
12	31.631	14.488	27.807	22.543	1'36.469	276,9	13:19'37.961
13	31.991	14.437	27.939	21.975	1'36.342	282,0	13:21'14.303
14	31.806	14.523	27.784	22.081	1'36.194	277,6	13:22'50.497
15	31.777	14.509	27.931	22.015	1'36.232	276,9	13:24'26.729
16	31.670	14.523	27.823	22.086	1'36.102	277,6	13:26'02.831
17	31.656	14.512	27.846	22.082	1'36.096	277,6	13:27'38.927
18	31.601	14.509	27.807	22.204	1'36.121	276,9	13:29'15.048
19	31.864	14.506	27.920	22.138	1'36.428	278,4	13:30'51.476
20	31.961	14.601	27.943	22.228	1'36.733	278,4	13:32'28.209
21	31.933	14.641	28.159	22.328	1'37.061	277,6	13:34'05.270

5° 7 C. DAVIES (1'35.526)							
Lap	Seg.1	Seg.2	Seg.3	Seg.4	Lap Time	km/h	Local Time
1		14.719	27.760	22.171	1'42.181	283,5	13:02'05.562
2	31.884	14.561	27.829	22.078	1'36.352	285,7	13:03'41.914
3	31.419	14.335	27.716	22.056	1'35.526	286,5	13:05'17.440
4	31.456	14.349	27.779	22.189	1'35.773	283,5	13:06'53.213
5	31.509	14.321	27.878	22.054	1'35.762	284,2	13:08'28.975
6	31.721	14.341	27.696	21.989	1'35.747	284,2	13:10'04.722
7	31.774	14.476	27.884	22.195	1'36.329	280,5	13:11'41.051
8	31.646	14.464	27.842	22.214	1'36.166	280,5	13:13'17.217
9	31.504	14.505	27.853	22.282	1'36.144	281,3	13:14'53.361
10	31.556	14.407	27.954	22.459	1'36.376	280,5	13:16'29.737
11	31.618	14.476	27.880	22.185	1'36.159	281,3	13:18'05.896
12	31.581	14.471	27.851	22.261	1'36.164	280,5	13:19'42.060
13	31.679	14.412	27.818	22.215	1'36.124	279,8	13:21'18.184
14	31.762	14.490	27.916	22.476	1'36.644	280,5	13:22'54.828
15	31.750	14.480	27.894	22.265	1'36.389	280,5	13:24'31.217
16	31.782	14.625	27.920	22.400	1'36.727	279,1	13:26'07.944
17	31.798	14.669	28.053	22.366	1'36.886	278,4	13:27'44.830
18	31.845	14.631	28.091	22.554	1'37.121	279,1	13:29'21.951
19	32.052	14.603	28.257	23.409	1'38.321	279,1	13:31'00.272
20	32.705	14.849	28.479	22.805	1'38.838	276,2	13:32'39.110
21	32.503	15.053	29.031	23.081	1'39.668	275,5	13:34'18.778

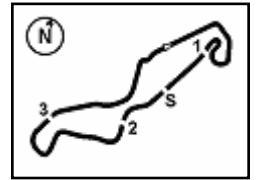
3° 60 M. VAN DER MARK (1'35.523)							
Lap	Seg.1	Seg.2	Seg.3	Seg.4	Lap Time	km/h	Local Time
1		14.407	27.870	22.457	1'41.343	281,3	13:02'04.724
2	31.532	14.484	27.565	21.942	1'35.523	278,4	13:03'40.247
3	31.425	14.458	27.627	22.039	1'35.549	278,4	13:05'15.796
4	31.873	14.534	27.760	22.073	1'36.240	279,8	13:06'52.036
5	31.638	14.394	27.702	21.794	1'35.528	282,0	13:08'27.564
6	31.572	14.478	27.759	22.061	1'35.870	279,8	13:10'03.434
7	31.573	14.454	27.728	21.780	1'35.535	279,1	13:11'38.969
8	31.507	14.412	27.721	21.900	1'35.540	281,3	13:13'14.509
9	31.606	14.430	27.796	21.904	1'35.736	280,5	13:14'50.245
10	31.633	14.404	27.809	21.839	1'35.685	279,8	13:16'25.930
11	31.770	14.474	27.916	21.878	1'36.038	276,9	13:18'01.968
12	31.682	14.512	27.782	22.027	1'36.003	278,4	13:19'37.971
13	31.809	14.466	27.952	22.007	1'36.234	275,5	13:21'14.205
14	31.985	14.629	27.873	21.948	1'36.435	279,1	13:22'50.640

6° 81 J. TORRES (1'35.753)							
Lap	Seg.1	Seg.2	Seg.3	Seg.4	Lap Time	km/h	Local Time
1		14.840	28.023	22.252	1'42.031	282,0	13:02'05.412
2	32.083	14.622	28.116	22.213	1'37.034	285,0	13:03'42.446
3	31.516	14.493	27.654	22.090	1'35.753	282,0	13:05'18.199
4	31.641	14.564	27.975	22.162	1'36.342	282,0	13:06'54.541
5	31.880	14.463	27.953	22.124	1'36.420	281,3	13:08'30.961
6	31.989	14.584	28.095	22.244	1'36.912	282,7	13:10'07.873

22/04/2018 P = Pits In/Out - C = Lap Time Cancelled

These data/results cannot be reproduced, stored and/or transmitted in whole or in part by any manner of electronic, mechanical, photocopying, recording, broadcasting or otherwise now known or herein after developed without the previous express consent by the copyright owner, except for reproduction in daily press and regular printed publications on sale to the public within 60 days of the event related to those data/results and always provided that copyright symbol appears together as follows below.

© DORNA WSBK ORGANIZATION Srl 2018



Dutch Round, 20-21-22 April 2018 World Superbike - Chronological Analysis Race 2

TT Circuit Assen 4.542 m

Start at 13:00'23.381

2 / 4

Lap	Seg.1	Seg.2	Seg.3	Seg.4	Lap Time	km/h	Local Time
7	32.057	14.500	27.899	22.150	1'36.606	280,5	13:11'44.479
8	31.971	14.563	27.871	22.508	1'36.913	277,6	13:13'21.392
9	31.699	14.584	28.025	22.199	1'36.507	281,3	13:14'57.899
10	31.774	14.577	28.183	22.397	1'36.931	280,5	13:16'34.830
11	32.166	14.764	28.109	22.151	1'37.190	282,7	13:18'12.020
12	31.781	14.633	27.988	22.208	1'36.610	275,5	13:19'48.630
13	31.739	14.683	28.252	22.288	1'36.962	274,1	13:21'25.592
14	31.765	14.676	28.484	22.441	1'37.366	273,4	13:23'02.958
15	31.773	14.692	28.228	22.243	1'36.936	273,4	13:24'39.894
16	31.812	14.595	27.937	22.305	1'36.649	274,8	13:26'16.543
17	31.806	14.611	28.046	22.391	1'36.854	274,1	13:27'53.397
18	31.873	14.678	28.057	22.221	1'36.829	273,4	13:29'30.226
19	31.919	14.660	28.240	22.322	1'37.141	274,1	13:31'07.367
20	31.924	14.723	28.195	22.440	1'37.282	273,4	13:32'44.649
21	32.052	14.688	28.447	22.403	1'37.590	275,5	13:34'22.239

9° 54 T. RAZGATLIOGLU (1'36.022)							
Lap	Seg.1	Seg.2	Seg.3	Seg.4	Lap Time	km/h	Local Time
1		14.829	27.891	22.156	1'42.409	277,6	13:02'05.790
2	32.371	14.527	27.977	22.110	1'36.985	284,2	13:03'42.775
3	31.596	14.428	27.935	22.204	1'36.163	282,0	13:05'18.938
4	31.585	14.539	27.861	22.037	1'36.022	277,6	13:06'54.960
5	31.650	14.584	28.029	22.064	1'36.327	281,3	13:08'31.287
6	31.801	14.721	28.099	22.111	1'36.732	280,5	13:10'08.019
7	31.724	14.529	27.930	22.086	1'36.269	279,1	13:11'44.288
8	31.757	14.594	28.149	22.311	1'36.811	276,9	13:13'21.099
9	31.800	14.585	28.112	22.204	1'36.701	275,5	13:14'57.800
10	31.653	14.684	28.172	22.579	1'37.088	276,2	13:16'34.888
11	31.988	14.611	28.276	22.199	1'37.074	275,5	13:18'11.962
12	33.103	14.519	28.241	22.154	1'38.017	280,5	13:19'49.979
13	32.356	14.710	28.075	22.153	1'37.294	278,4	13:21'27.273
14	32.063	14.488	28.269	22.186	1'37.006	279,8	13:23'04.279
15	31.667	14.459	28.242	22.103	1'36.471	280,5	13:24'40.750
16	31.886	14.536	28.172	22.069	1'36.663	280,5	13:26'17.413
17	32.067	14.585	28.301	22.640	1'37.593	279,1	13:27'55.006
18	32.141	14.648	28.417	22.244	1'37.450	277,6	13:29'32.456
19	31.871	14.541	28.401	22.158	1'36.971	275,5	13:31'09.427
20	31.951	14.614	28.302	22.210	1'37.077	274,1	13:32'46.504
21	32.147	14.829	28.540	22.050	1'37.566	281,3	13:34'24.070

7° 33 M. MELANDRI (1'36.086)							
Lap	Seg.1	Seg.2	Seg.3	Seg.4	Lap Time	km/h	Local Time
1		14.515	27.880	22.959	1'41.756	283,5	13:02'05.137
2	32.883	14.379	28.069	22.565	1'37.896	288,8	13:03'43.033
3	31.837	14.420	27.825	22.221	1'36.303	281,3	13:05'19.336
4	31.627	14.354	28.023	22.082	1'36.086	281,3	13:06'55.422
5	31.876	14.476	27.924	22.311	1'36.587	277,6	13:08'32.009
6	31.867	14.456	27.867	22.199	1'36.389	281,3	13:10'08.398
7	31.875	14.376	27.996	22.199	1'36.446	286,5	13:11'44.844
8	32.102	14.552	28.108	22.197	1'36.959	280,5	13:13'21.803
9	31.879	14.550	28.098	22.256	1'36.783	283,5	13:14'58.586
10	31.941	14.497	27.943	22.520	1'36.901	285,7	13:16'35.487
11	31.936	14.591	28.236	22.170	1'36.933	285,7	13:18'12.420
12	31.890	14.490	28.003	22.163	1'36.546	280,5	13:19'48.966
13	31.770	14.490	28.271	22.289	1'36.820	279,8	13:21'25.786
14	31.863	14.450	28.232	22.848	1'37.393	279,1	13:23'03.179
15	31.817	14.484	28.499	22.230	1'37.030	284,2	13:24'40.209
16	31.855	14.575	27.976	22.296	1'36.702	279,1	13:26'16.911
17	31.857	14.504	28.049	22.383	1'36.793	278,4	13:27'53.704
18	31.938	14.706	28.158	22.622	1'37.424	277,6	13:29'31.128
19	31.913	14.470	27.997	22.464	1'36.844	277,6	13:31'07.972
20	31.845	14.474	28.142	22.375	1'36.836	280,5	13:32'44.808
21	32.139	14.524	28.559	22.310	1'37.532	282,7	13:34'22.340

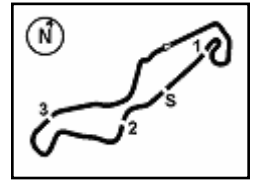
10° 32 L. SAVADORI (1'36.296)							
Lap	Seg.1	Seg.2	Seg.3	Seg.4	Lap Time	km/h	Local Time
1		14.910	28.143	22.186	1'42.690	282,7	13:02'06.071
2	32.369	14.589	27.931	22.202	1'37.091	285,0	13:03'43.162
3	31.989	14.523	27.813	22.118	1'36.443	283,5	13:05'19.605
4	31.828	14.565	27.938	22.137	1'36.468	281,3	13:06'56.073
5	31.568	14.572	27.984	22.172	1'36.296	282,7	13:08'32.369
6	31.858	14.565	28.012	22.144	1'36.579	282,0	13:10'08.948
7	31.642	14.540	28.020	22.135	1'36.337	282,0	13:11'45.285
8	31.897	14.694	28.137	22.271	1'36.999	284,2	13:13'22.284
9	31.780	14.533	28.059	22.239	1'36.611	283,5	13:14'58.895
10	31.940	14.578	28.074	22.231	1'36.823	282,0	13:16'35.718
11	32.097	14.651	28.172	22.261	1'37.181	279,8	13:18'12.899
12	31.983	14.657	28.003	22.163	1'36.806	280,5	13:19'49.705
13	32.314	14.662	27.982	22.057	1'37.015	275,5	13:21'26.720
14	31.789	14.684	28.045	22.193	1'36.711	278,4	13:23'03.431
15	31.860	14.670	28.142	22.268	1'36.940	279,8	13:24'40.371
16	32.047	14.611	28.002	22.211	1'36.871	278,4	13:26'17.242
17	32.003	14.653	28.029	22.263	1'36.948	279,1	13:27'54.190
18	31.915	14.745	28.084	22.325	1'37.069	276,9	13:29'31.259
19	32.032	14.577	28.155	22.206	1'36.970	281,3	13:31'08.229
20	32.046	14.709	28.239	22.836	1'37.830	278,4	13:32'46.059
21	32.275	14.865	28.669	22.610	1'38.419	275,5	13:34'24.478

8° 76 L. BAZ (1'35.844)							
Lap	Seg.1	Seg.2	Seg.3	Seg.4	Lap Time	km/h	Local Time
1		14.691	27.798	22.337	1'41.917	281,3	13:02'05.298
2	31.885	14.785	28.042	22.189	1'36.901	277,6	13:03'42.199
3	31.502	14.523	27.660	22.159	1'35.844	280,5	13:05'18.043
4	31.605	14.532	27.830	22.194	1'36.161	280,5	13:06'54.204
5	31.991	14.556	27.890	22.266	1'36.703	279,1	13:08'30.907
6	31.877	14.537	27.961	22.338	1'36.713	279,8	13:10'07.620
7	31.681	14.721	27.918	22.250	1'36.570	275,5	13:11'44.190
8	32.511	14.503	28.016	22.180	1'37.210	280,5	13:13'21.400
9	31.961	14.603	28.014	22.369	1'36.947	277,6	13:14'58.347
10	31.728	14.568	27.964	22.437	1'36.697	279,1	13:16'35.044
11	32.201	14.561	28.540	22.280	1'37.582	280,5	13:18'12.626
12	31.962	14.542	28.054	22.521	1'37.079	277,6	13:19'49.705
13	32.165	14.554	27.995	22.216	1'36.930	276,2	13:21'26.635
14	32.344	14.568	27.894	22.176	1'36.982	277,6	13:23'03.617
15	31.940	14.659	28.053	22.393	1'37.045	278,4	13:24'40.662
16	32.240	14.538	28.089	22.099	1'36.966	279,1	13:26'17.628
17	32.146	14.630	28.106	22.406	1'37.288	279,1	13:27'54.916
18	31.836	14.552	27.974	22.147	1'36.509	276,9	13:29'31.425
19	32.080	14.561	28.073	22.447	1'37.161	279,8	13:31'08.586
20	31.999	14.626	28.121	22.764	1'37.510	278,4	13:32'46.096
21	32.433	14.692	28.295	22.306	1'37.726	279,8	13:34'23.822

11° 34 D. GIUGLIANO (1'36.887)							
Lap	Seg.1	Seg.2	Seg.3	Seg.4	Lap Time	km/h	Local Time
1		14.973	28.034	22.514	1'43.231	278,4	13:02'06.612
2	31.935	14.637	28.122	22.193	1'36.887	278,4	13:03'43.499
3	31.816	14.682	28.040	22.362	1'36.900	280,5	13:05'20.399
4	31.870	14.675	28.210	22.717	1'37.472	280,5	13:06'57.871
5	31.984	14.727	28.222	22.588	1'37.521	277,6	13:08'35.392
6	32.018	14.718	28.332	22.597	1'37.665	279,8	13:10'13.057
7	32.037	14.742	28.259	22.697	1'37.735	276,9	13:11'50.792
8	31.971	14.763	28.303	22.461	1'37.498	277,6	13:13'28.290
9	31.940	14.765	28.451	22.609	1'37.765	278,4	13:15'06.055
10	31.982	14.689	28.316	22.495	1'37.482	279,1	13:16'43.537
11	32.010	14.744	28.281	22.435	1'37.470	277,6	13:18'21.007
12	31.988	14.838	28.359	22.391	1'37.576	276,2	13:19'58.583
13	31.922	14.772	28.210	22.538	1'37.442	280,5	13:21'36.025
14	32.149	14.828	28.301	22.409	1'37.687	278,4	13:23'13.712

22/04/2018 P = Pits In/Out - C = Lap Time Cancelled

These data/results cannot be reproduced, stored and/or transmitted in whole or in part by any manner of electronic, mechanical, photocopying, recording, broadcasting or otherwise now known or herein after developed without the previous express consent by the copyright owner, except for reproduction in daily press and regular printed publications on sale to the public within



Dutch Round, 20-21-22 April 2018 World Superbike - Chronological Analysis Race 2

TT Circuit Assen 4.542 m

Start at 13:00'23.381

3 / 4

15	32.301	14.861	28.385	22.592	1'38.139	276,2	13:24'51.851	7	32.281	14.455	28.027	22.179	1'36.942	280,5	13:11'41.594
16	32.090	14.956	28.687	22.491	1'38.224	277,6	13:26'30.075	8	31.843	14.534	27.993	22.079	1'36.449	282,0	13:13'18.043
17	32.199	14.932	28.313	22.599	1'38.043	276,9	13:28'08.118	9	31.707	14.488	27.861	22.073	1'36.129	280,5	13:14'54.172
18	32.428	14.936	28.360	23.018	1'38.742	274,1	13:29'46.860	10	31.603	14.396	27.995	22.079	1'36.073	282,0	13:16'30.245
19	32.326	14.855	28.461	22.483	1'38.125	276,9	13:31'24.985	11	31.824	14.438	28.058	22.166	1'36.486	281,3	13:18'06.731
20	32.302	14.830	28.567	22.619	1'38.318	274,8	13:33'03.303	12	31.648	14.461	28.009	22.128	1'36.246	279,1	13:19'42.977
21	32.387	14.788	28.611	22.543	1'38.329	274,1	13:34'41.632	13	31.715	14.465	27.988	22.128	1'36.246	280,5	13:21'48.708

12° 21 M. RINALDI (1'37.028)

Lap	Seg.1	Seg.2	Seg.3	Seg.4	Lap Time	km/h	Local Time
1		14.826	27.932	22.358	1'43.533	286,5	13:02'06.914
2	32.153	14.742	27.964	22.567	1'37.426	284,2	13:03'44.340
3	32.129	14.657	27.892	22.352	1'37.030	284,2	13:05'21.370
4	31.986	14.705	27.967	22.370	1'37.028	283,5	13:06'58.398
5	32.179	15.127	28.140	22.487	1'37.933	277,6	13:08'36.331
6	32.261	14.714	27.905	22.437	1'37.317	281,3	13:10'13.648
7	32.025	14.684	27.994	22.557	1'37.260	282,7	13:11'50.908
8	32.112	14.749	28.128	22.572	1'37.561	282,7	13:13'28.469
9	32.048	14.717	28.037	22.569	1'37.371	283,5	13:15'05.840
10	31.950	14.694	28.123	22.597	1'37.364	280,5	13:16'43.204
11	32.032	14.717	28.135	22.673	1'37.557	279,8	13:18'20.761
12	32.018	14.725	28.093	22.573	1'37.409	277,6	13:19'58.170
13	32.092	14.780	28.011	22.757	1'37.640	277,6	13:21'35.810
14	32.152	14.698	28.163	22.549	1'37.562	278,4	13:23'13.372
15	32.456	14.904	28.279	22.587	1'38.226	280,5	13:24'51.598
16	32.192	15.021	28.425	22.584	1'38.222	270,7	13:26'29.820
17	32.262	14.766	28.301	22.822	1'38.151	276,9	13:28'07.971
18	32.357	14.894	28.443	23.020	1'38.714	276,9	13:29'46.685
19	32.630	14.990	28.342	22.743	1'38.705	273,4	13:31'25.390
20	32.646	14.880	28.386	22.586	1'38.498	279,8	13:33'03.888
21	32.359	14.723	28.322	22.379	1'37.783	280,5	13:34'41.671

15° 37 O. JEZEK (1'37.770)

Lap	Seg.1	Seg.2	Seg.3	Seg.4	Lap Time	km/h	Local Time
1		15.073	28.462	22.358	1'44.180	277,6	13:02'07.561
2	32.228	14.808	28.410	22.733	1'38.179	276,2	13:03'45.740
3	32.044	14.736	28.550	22.839	1'38.169	273,4	13:05'23.909
4	32.367	14.746	28.428	22.531	1'38.072	274,8	13:07'01.981
5	32.042	14.861	28.261	22.606	1'37.770	272,7	13:08'39.751
6	32.413	14.881	28.273	22.643	1'38.210	269,3	13:10'17.961
7	32.287	14.904	28.300	22.575	1'38.066	269,3	13:11'56.027
8	32.067	14.976	28.378	22.724	1'38.145	270,0	13:13'34.172
9	32.192	14.846	28.324	22.954	1'38.316	270,7	13:15'12.488
10	32.282	14.860	28.353	22.960	1'38.455	272,7	13:16'50.943
11	32.318	15.010	28.347	22.671	1'38.346	270,0	13:18'29.289
12	32.277	14.934	28.356	22.725	1'38.292	270,0	13:20'07.581
13	32.480	15.014	28.346	23.151	1'38.991	271,4	13:21'46.572
14	32.056	14.921	28.321	22.561	1'37.859	270,0	13:23'24.431
15	32.053	14.964	28.318	22.735	1'38.070	270,7	13:25'02.501
16	32.288	14.958	28.318	22.792	1'38.356	268,7	13:26'40.857
17	32.125	14.907	28.271	22.653	1'37.956	270,0	13:28'18.813
18	32.082	14.928	28.381	22.821	1'38.212	270,7	13:29'57.025
19	32.329	14.857	28.454	22.690	1'38.330	270,7	13:31'35.355
20	32.587	15.104	28.532	22.831	1'39.054	270,7	13:33'14.409
21	32.137	15.053	28.476	23.815	1'39.481	268,0	13:34'53.890

13° 99 P. JACOBSEN (1'36.505)

Lap	Seg.1	Seg.2	Seg.3	Seg.4	Lap Time	km/h	Local Time
1		14.680	28.184	22.138	1'43.791	289,5	13:02'07.172
2	32.365	14.541	27.993	22.316	1'37.215	285,7	13:03'44.387
3	31.743	14.557	27.960	22.245	1'36.505	283,5	13:05'20.892
4	31.807	14.586	28.035	22.149	1'36.577	283,5	13:06'57.469
5	31.825	14.663	28.114	22.386	1'36.988	280,5	13:08'34.457
6	31.934	14.564	27.993	22.240	1'36.731	282,7	13:10'11.188
7	31.909	14.665	28.142	22.531	1'37.247	280,5	13:11'48.435
8	32.020	14.678	28.400	22.452	1'37.550	280,5	13:13'25.985
9	31.909	14.824	28.141	22.545	1'37.419	277,6	13:15'03.404
10	31.946	14.698	28.374	22.417	1'37.435	279,8	13:16'40.839
11	31.987	14.840	28.488	22.854	1'38.169	278,4	13:18'19.008
12	31.940	14.829	28.239	22.425	1'37.433	277,6	13:19'56.441
13	31.949	14.680	28.386	22.451	1'37.466	279,1	13:21'33.907
14	32.111	14.780	28.991	23.342	1'39.224	277,6	13:23'13.131
15	32.400	14.851	28.556	22.362	1'38.169	276,9	13:24'51.300
16	32.354	14.997	29.287	23.067	1'39.705	276,9	13:26'31.005
17	32.797	15.187	28.757	23.831	1'40.572	270,7	13:28'11.577
18	32.564	14.912	28.582	22.510	1'38.568	277,6	13:29'50.145
19	32.279	14.874	28.557	22.578	1'38.288	279,1	13:31'28.433
20	32.594	15.010	28.723	22.862	1'39.189	276,9	13:33'07.622
21	32.704	15.131	28.807	23.077	1'39.719	274,1	13:34'47.341

14° 22 A. LOWES (1'35.572)

Lap	Seg.1	Seg.2	Seg.3	Seg.4	Lap Time	km/h	Local Time
1		14.575	27.891	22.267	1'41.754	286,5	13:02'05.135
2	31.702	14.348	27.624	21.958	1'35.632	282,7	13:03'40.767
3	31.472	14.326	27.796	21.978	1'35.572	284,2	13:05'16.339
4	31.727	14.485	27.809	22.033	1'36.054	283,5	13:06'52.393
5	31.652	14.375	27.845	22.058	1'35.930	283,5	13:08'28.323
6	31.755	14.489	27.975	22.110	1'36.329	281,3	13:10'04.652

16° 68 Y. HERNANDEZ (1'37.283)

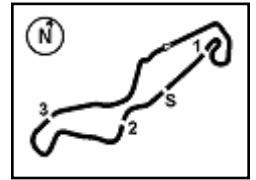
Lap	Seg.1	Seg.2	Seg.3	Seg.4	Lap Time	km/h	Local Time
1		15.012	28.271	22.549	1'44.482	279,1	13:02'07.863
2	32.136	14.729	28.434	22.622	1'37.921	278,4	13:03'45.784
3	32.176	14.720	28.024	23.143	1'38.063	278,4	13:05'23.847
4	32.186	14.844	27.957	22.510	1'37.497	272,7	13:07'01.344
5	32.328	14.882	28.038	25.321	1'40.569	272,7	13:08'41.913
6	32.280	14.852	28.012	22.568	1'37.712	274,8	13:10'19.625
7	31.987	14.832	27.990	22.474	1'37.283	274,8	13:11'56.908
8	31.868	14.867	28.121	22.531	1'37.387	274,8	13:13'34.295
9	32.288	14.842	28.222	22.867	1'38.219	274,8	13:15'12.514
10	31.976	14.918	28.246	23.139	1'38.279	271,4	13:16'50.793
11	32.191	15.036	28.408	22.716	1'38.351	271,4	13:18'29.144
12	32.161	15.011	28.365	22.925	1'38.462	272,7	13:20'07.606
13	32.224	15.054	28.141	23.303	1'38.722	271,4	13:21'46.328
14	31.988	14.918	28.237	22.681	1'37.824	271,4	13:23'24.152
15	31.923	14.901	28.244	22.557	1'37.625	271,4	13:25'01.777
16	32.014	14.876	28.199	22.736	1'37.825	271,4	13:26'39.602
17	32.265	15.235	28.402	22.879	1'38.781	271,4	13:28'18.383
18	32.151	15.010	28.382	22.908	1'38.451	270,7	13:29'56.834
19	32.159	14.968	28.378	22.904	1'38.409	270,7	13:31'35.243
20	32.537	15.212	28.916	22.741	1'39.406	270,7	13:33'14.649
21	32.252	14.772	28.693	27.217	1'42.934	275,5	13:34'57.583

22/04/2018 P = Pits In/Out - C = Lap Time Cancelled

These data/results cannot be reproduced, stored and/or transmitted in whole or in part by any manner of electronic, mechanical, photocopying, recording, broadcasting or otherwise now known or herein after developed without the previous express consent by the copyright owner, except for reproduction in daily press and regular printed publications on sale to the public within 60 days of the event related to those data/results and always provided that copyright symbol appears together as follows below.

© DORNA WSBK ORGANIZATION Srl 2018





Dutch Round, 20-21-22 April 2018 World Superbike - Chronological Analysis Race 2

Start at 13:00'23.381

RET 36 L. MERCADO (1'36.151)							
Lap	Seg.1	Seg.2	Seg.3	Seg.4	Lap Time	km/h	Local Time
1		14.474	28.097	22.277	1'41.598	280,5	13:02'04.979
2	32.281	14.537	27.610	22.040	1'36.468	279,8	13:03'41.447
3	31.549	14.497	27.674	22.431	1'36.151	278,4	13:05'17.598
4	31.769	14.539	27.880	22.206	1'36.394	278,4	13:06'53.992
5	31.874	14.577	27.928	22.358	1'36.737	276,9	13:08'30.729

RET 40 R. RAMOS (1'36.951)							
Lap	Seg.1	Seg.2	Seg.3	Seg.4	Lap Time	km/h	Local Time
1		14.912	27.969	22.593	1'43.443	278,4	13:02'06.824
2	32.579	14.757	28.276	22.245	1'37.857	275,5	13:03'44.681
3	32.016	14.624	28.043	22.268	1'36.951	275,5	13:05'21.632
4	32.010	14.646	28.030	22.339	1'37.025	270,7	13:06'58.657
5	31.850	15.106	28.086	22.458	1'37.500	271,4	13:08'36.157

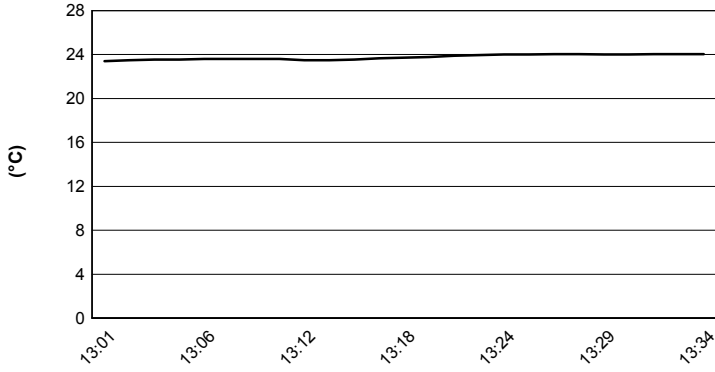
22/04/2018 P = Pits In/Out - C = Lap Time Cancelled

These data/results cannot be reproduced, stored and/or transmitted in whole or in part by any manner of electronic, mechanical, photocopying, recording, broadcasting or otherwise now known or herein after developed without the previous express consent by the copyright owner, except for reproduction in daily press and regular printed publications on sale to the public within 60 days of the event related to those data/results and always provided that copyright symbol appears together as follows below.

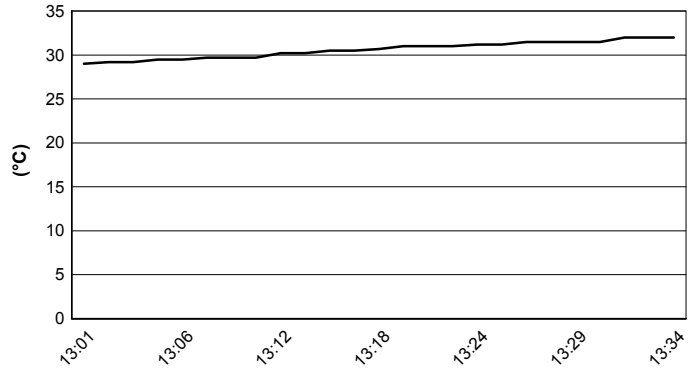
© DORNA WSBK ORGANIZATION Srl 2018

Dutch Round, 20-21-22 April 2018
World Superbike - Weather Report Race 2
 Session started 13:01 - Session ended 13:35

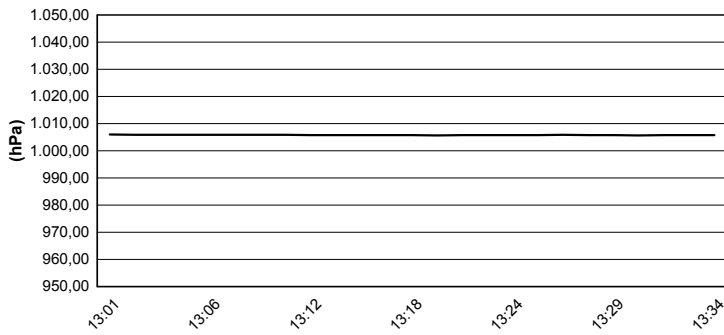
Air Temperature



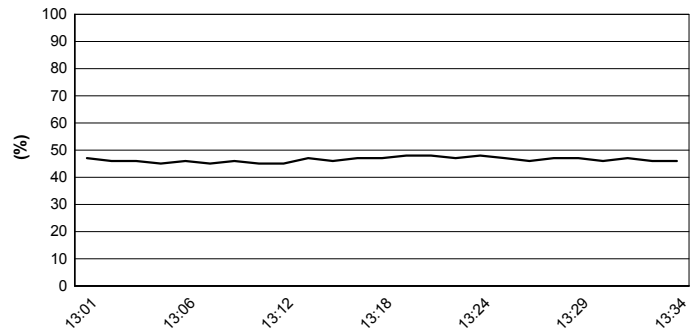
Track Temperature



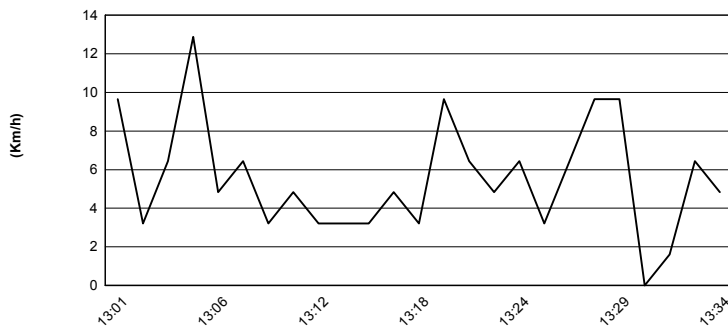
Air Pressure



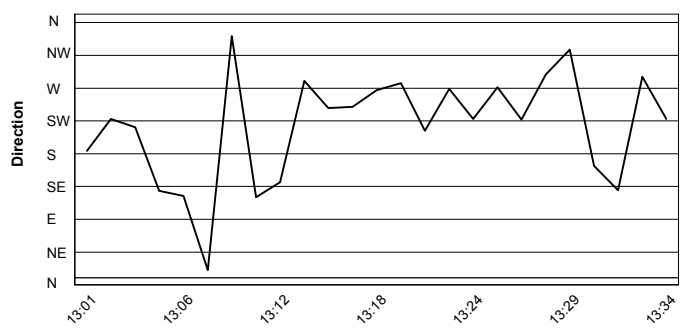
Humidity



Wind Speed



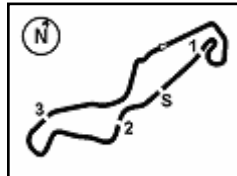
Wind Direction



22/04/2018

These data/results cannot be reproduced, stored and/or transmitted in whole or in part by any manner of electronic, mechanical, photocopying, recording, broadcasting or otherwise now known or herein after developed without the previous express consent by the copyright owner, except for reproduction in daily press and regular printed publications on sale to the public within 60 days of the event related to those data/results and always provided that copyright symbol appears together as follows below.

© DORNA WSBK ORGANIZATION Srl 2018



TT Circuit Assen 4.542 m

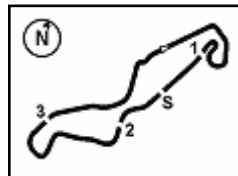
Dutch Round, 20-21-22 April 2018 World Superbike - Championship Standings

Points	Points From First	Points From Previous	February 25 PHILLIP ISLAND		March 25 BURIRAM		April 15 ARAGÓN		April 22 ASSEN		May 13 IMOLA		May 27 DONINGTON PARK		June 10 BRNO		June 24 LAGUNA SECA		July 8 MISANO		September 16 PORTIMÃO		September 30 MAGNY COURS		October 14 VILLICUM		October 27 LOSAIL	
			1	2	1	2	1	2	1	2	1	2	1	2	1	2	1	2	1	2	1	2	1	2	1	2	1	2
1 REA Jonathan (GBR)	159		11	20	25	13	25	20	25	20																		
			5	3	2	1	1	1	1	1																		
2 DAVIES Chaz (GBR)	129	30	16	3	16	25	20	25	16	11																		
			3	7	5	4	3	2	2	2																		
3 MELANDRI Marco (ITA)	115	44	14	25	25	8	9	13	16	10	9																	
				1	1	1	2	2	3	3	3																	
4 VAN DER MARK Michael (NED)	103	56	12	7	9	9	20	11	11	20	16																	
				9	7	8	6	6	6	4	4																	
5 SYKES Tom (GBR)	101	58	2	20	13	10	10	10	10	13	25																	
				2	2	4	7	7	7	6	5																	
6 FORES Xavi (ESP)	100	59	1	13	16	20	11	16	11	13																		
				4	4	3	3	4	4	4	6																	
7 LOWES Alex (GBR)	76	83	24	10	11	11	16	9	13	4	2																	
				6	5	5	5	5	5	7	7																	
8 RAZGATLIOGLU Toprak (TUR)	45	114	31	3	6	1	8	7	7	6	7																	
				13	11	13	10	10	9	9	8																	
9 BAZ Loris (FRA)	44	115	1	5	7	5	4	5	1	9	8																	
				11	9	9	9	9	10	10	9																	
10 CAMIER Leon (GBR)	42	117	2	9	10	13	10																					
				7	6	5	8	8	8	8	10																	
11 TORRES Jordi (ESP)	39	120	3	8	6			8	7	10																		
				13	11	12		13	12	11	11																	
12 RAMOS Román (ESP)	28	131	11	2	5	2	3	6	5	5																		
				14	14	14	14	11	11	12	12																	
13 SAVADORI Lorenzo (ITA)	25	134	3			4	7	1	6	1	6																	
						16	15	16	13	14	13																	
14 MERCADO Leandro (ARG)	24	135	1	6	4	3		3	8																			
				10	10	12	13	14	16	13	14																	
15 RINALDI Michael Ruben (ITA)	21	138	3					8	9	4																		
								17	14	15	15																	
16 GAGNE Jake (USA)	17	142	4	4	3	2	4	4	4																			
				12	14	15	16	14	14	15	16																	
17 LAVERTY Eugene (IRL)	16	143	1	8	1	7																						
				8	11	10	11	12	16	17	17																	
18 JACOBSEN PJ (USA)	15	144	1	2		6		2	2	3																		
				16		17	17	17	18	18	18																	
19 GIUGLIANO Davide (ITA)	11	148	4					3	3	5																		
								20	20	20	19																	
20 HERNANDEZ Yonny (COL)	7	152	4			5	2																					
						18	19	19	19	19	20																	
21 JEZEK Ondrej (CZE)	2	157	5	1						1																		
				15	17	18	19	21	21	21	21																	

22/04/2018 First Line: Championship Standings - Second Line: Ranking Progression

These data/results cannot be reproduced, stored and/or transmitted in whole or in part by any manner of electronic, mechanical, photocopying, recording, broadcasting or otherwise now known or herein after developed without the previous express consent by the copyright owner, except for reproduction in daily press and regular printed publications on sale to the public within 60 days of the event related to those data/results and always provided that copyright symbol appears together as follows below.

© DORNA WSBK ORGANIZATION Srl 2018



TT Circuit Assen 4.542 m

Dutch Round, 20-21-22 April 2018 World Superbike - Championship Standings

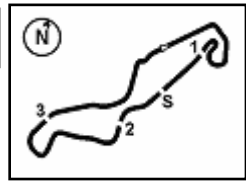
2 / 2

Points	Points From First	Points From Previous	Independent Riders													
			February 25 PHILLIP ISLAND	March 25 BURIRAM	April 15 ARAGÓN	April 22 ASSEN	May 13 IMOLA	May 27 DONINGTON PARK	June 10 BRNO	June 24 LAGUNA SECA	July 8 MISANO	September 16 PORTIMÃO	September 30 MAGNY COURS	October 14 VILLICUM	October 27 LOSAIL	
1 FORES Xavi (ESP)	100		13 16 1 1	20 11 1 1	16 1 1	11 13 1 1										
2 RAZGATLIOGLU Toprak (TUR)	45 55		3 6 3 3	1 8 3 2	7 7 2 2	6 7 2 2										
3 RAMOS Román (ESP)	28 72 17		2 5 4 4	2 3 4 4	6 5 3 3	5 3 3										
4 MERCADO Leandro (ARG)	24 76 4		6 4 2 2	3 2 3	3 8 4 5	4 4 4 4										
5 RINALDI Michael Ruben (ITA)	21 79 3				8 9 5 4	4 5 5										
6 JACOBSEN PJ (USA)	15 85 6		2 5	6 5 5	2 5 6	3 6 6										
7 HERNANDEZ Yonny (COL)	7 93 8			5 6	2 7 7	7 7 7 7										
8 JEZEK Ondrej (CZE)	2 98 5		1 5 6	6 7	8 8 8 8	1 8 8										

22/04/2018 First Line: Championship Standings - Second Line: Ranking Progression

These data/results cannot be reproduced, stored and/or transmitted in whole or in part by any manner of electronic, mechanical, photocopying, recording, broadcasting or otherwise now known or herein after developed without the previous express consent by the copyright owner, except for reproduction in daily press and regular printed publications on sale to the public within 60 days of the event related to those data/results and always provided that copyright symbol appears together as follows below.

© DORNA WSBK ORGANIZATION Srl 2018



Dutch Round, 20-21-22 April 2018 World Superbike - Manufacturers Standings

TT Circuit Assen 4.542 m

Points	Points From First	Points From Previous	February 25 PHILLIP ISLAND		March 25 BURIRAM		April 15 ARAGÓN		April 22 ASSEN		May 13 IMOLA		May 27 DONINGTON PARK		June 10 BRNO		June 24 LAGUNA SECA		July 8 MISANO		September 16 PORTIMÃO		September 30 MAGNY COURS		October 14 VILLICUM		October 27 LOSAIL		
			1	2	1	2	1	2	1	2	1	2	1	2	1	2	1	2	1	2	1	2	1	2	1	2	1	2	1
1	KAWASAKI	173	20	20	25	13	25	20	25	25																			
2	DUCATI	169	4	25	25	20	25	20	25	16	13																		
3	YAMAHA	112	61	10	11	11	20	11	13	20	16																		
4	HONDA	55	118	9	10	13	10	4	4	2	3																		
5	BMW	44	129	5	7	5	4	5	1	9	8																		
6	APRILIA	41	132	8	1	7	7	3	6	3	6																		
7	MV AGUSTA	39	134	8	7	6	7	8	7	10	7																		

22/04/2018

First Line: Championship Standings - Second Line: Ranking Progression

These data/results cannot be reproduced, stored and/or transmitted in whole or in part by any manner of electronic, mechanical, photocopying, recording, broadcasting or otherwise now known or herein after developed without the previous express consent by the copyright owner, except for reproduction in daily press and regular printed publications on sale to the public within 60 days of the event related to those data/results and always provided that copyright symbol appears together as follows below.

© DORNA WSBK ORGANIZATION Srl 2018

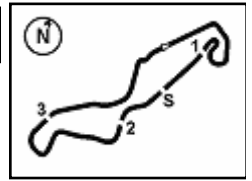
FIAT PERUGIA TIMING



Official Tyre Supplier



Official Timekeeper



TT Circuit Assen 4.542 m

Dutch Round, 20-21-22 April 2018
World Superbike - Pirelli Best Lap Award

Points	Points From First	Points From Previous	Fastest Laps														
			February 25 PHILLIP ISLAND	March 25 BURIRAM	April 15 ARAGÓN	April 22 ASSEN	May 13 IMOLA	May 27 DONINGTON PARK	June 10 BRNO	June 24 LAGUNA SECA	July 8 MISANO	September 16 PORTIMÃO	September 30 MAGNY COURS	October 14 VILLICUM	October 27 LOSAIL		
1 MELANDRI Marco (ITA)	3		1		1 1												
2 SYKES Tom (GBR)	2 1		1			1											
3 REA Jonathan (GBR)	1 2 1			1													
4 DAVIES Chaz (GBR)	1 2 0			1													
5 VAN DER MARK Michael (NED)	1 2 0				1												

22/04/2018

These data/results cannot be reproduced, stored and/or transmitted in whole or in part by any manner of electronic, mechanical, photocopying, recording, broadcasting or otherwise now known or herein after developed without the previous express consent by the copyright owner, except for reproduction in daily press and regular printed publications on sale to the public within 60 days of the event related to those data/results and always provided that copyright symbol appears together as follows below.

© DORNA WSBK ORGANIZATION Srl 2018

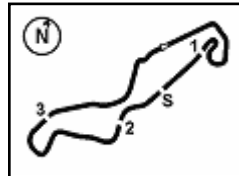
FKR PERUGIA TIMING



Official Tyre Supplier



Official Timekeeper



Dutch Round, 20-21-22 April 2018 World Superbike - Rider's Performance

TT Circuit Assen 4.542 m

Points	Points From First	Points From Previous	February 25 PHILLIP ISLAND		March 25 BURIRAM		April 15 ARAGÓN		April 22 ASSEN		May 13 IMOLA		May 27 DONINGTON PARK		June 10 BRNO		June 24 LAGUNA SECA		July 8 MISANO		September 16 PORTIMÃO		September 30 MAGNY COURS		October 14 VILLICUM		October 27 LOSAIL					
			G	1 2	G	1 2	G	1 2	G	1 2	G	1 2	G	1 2	G	1 2	G	1 2	G	1 2	G	1 2	G	1 2	G	1 2	G	1 2	G	1 2	G	1 2
1	REA	159	6	5	2	1	1	4	2	1	2																					
2	DAVIES	129	30	5	3	Rt	9	3	1	11	2	1	8	3	5																	
3	MELANDRI	115	44	14	3	1	1	7	8	7	1	4	3	5	6	7																
4	VAN DER MARK	103	56	12	8	9	7	10	7	2	6	5	5	7	2	3																
5	SYKES	101	58	2	1	2	4	2	6	Rt	3	6	6	6	4	1																
6	FORES	100	59	1	7	4	3	5	2	5	4	3	Rt	3	5	4																
7	LOWES	76	83	24	4	6	5	6	5	3	5	7	4	1	12	14																
8	RAZGATLIOGLU	45	114	31	9	13	10	12	15	8	16	9	9	11	10	9																
9	BAZ	44	115	1	14	11	9	15	11	12	19	11	15	10	7	8																
10	CAMIER	42	117	2	11	7	6	3	4	6	9	Rt																				
11	TORRES	39	120	3	12	Rt	8	4	10	Rt	7	Rt	8	9	9	6																
12	RAMOS	28	131	11	15	14	11	16	14	13	18	10	11	14	11	Rt																
13	SAVADORI	25	134	3	10			11	12	9	10	15	10	4	15	10																
14	MERCADO	24	135	1	17	10	12	13	13	Rt	15	Rt	13	13	8	Rt																
15	RINALDI	21	138	3				8	8	7	12	Rt	12																			
16	GAGNE	17	142	4	13	12	13	14	18	14	13	12	12	19																		
17	LAVERTY	16	143	1	2	8	15	8	9	Rt																						
18	JACOBSEN	15	144	1	22	16	14	17	17	10	17	16	14	15	14	13																
19	GIUGLIANO	11	148	4				14	13	19	16	13	11																			
20	HERNANDEZ	7	152	4	18	Rt		18	16	11	20	14	16	17	16	16																
21	JEZEK	2	157	5	20	15	Rt	19	Rt	Ex	21	17	17	18	17	15																

G = Grid - 1 = Race 1 - 2 = Race 2

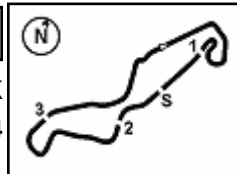
Ns = Did Not Start - Rt = Retired - Ex = Excluded

22/04/2018

These data/results cannot be reproduced, stored and/or transmitted in whole or in part by any manner of electronic, mechanical, photocopying, recording, broadcasting or otherwise now known or herein after developed without the previous express consent by the copyright owner, except for reproduction in daily press and regular printed publications on sale to the public within 60 days of the event related to those data/results and always provided that copyright symbol appears together as follows below.

© DORNA WSBK ORGANIZATION Srl 2018





Dutch Round, 20-21-22 April 2018 World Superbike - Best Laps & Speeds

TT Circuit Assen 4.542 m

No.	Rider Bike	Nat	Best Lap		FP1		FP2		FP3		FP4		SP1		SP2		RC1		WUP		RC2	
			LL	SPD	LL	SPD	LL	SPD	LL	SPD	LL	SPD	LL	SPD	LL	SPD	LL	SPD	LL	SPD	LL	SPD
1	22 A. LOWES Yamaha YZF R1	GBR	1'34.066		1'36.567	1'36.146	1'35.646	1'35.786					1'34.066	1'35.341	1'35.959	1'35.572						
			121	291,8	17	283,4	16	282,7	20	279,7	11	285,7		6	288,0	21	291,8	9	284,2	21	286,4	
2	1 J. REA Kawasaki ZX-10RR	GBR	1'34.112		1'35.662	1'35.630	1'35.729	1'35.373					1'34.112	1'35.480	1'35.660	1'35.407						
			126	288,0	16	283,4	21	281,2	22	279,7	10	284,9		6	286,4	21	288,0	9	283,4	21	285,7	
3	12 X. FORES Ducati Panigale R	ESP	1'34.387		1'36.359	1'36.072	1'35.744	1'35.703					1'34.387	1'35.302	1'35.626	1'35.532						
			111	290,3	17	281,2	12	277,6	15	279,7	10	285,7		6	285,7	21	290,3	9	284,9	21	283,4	
4	32 L. SAVADORI Aprilia RSV4 RF	ITA	1'34.739		1'37.240	1'36.041	1'35.950	1'36.620					1'34.739	1'36.090	1'36.923	1'36.296						
			110	289,5	15	278,3	14	276,2	14	280,5	10	284,9		6	285,7	21	289,5	9	282,7	21	284,9	
5	33 M. MELANDRI Ducati Panigale R	ITA	1'34.838		1'36.570	1'35.971	1'35.399	1'36.865					1'34.838	1'35.467	1'35.858	1'36.086						
			111	295,0	15	284,9	15	281,9	18	282,7	7	286,4		5	289,5	21	295,0	9	285,7	21	288,7	
6	66 T. SYKES Kawasaki ZX-10RR	GBR	1'34.840		1'36.380	1'35.708	1'35.721	1'35.713					1'34.840	1'35.645	1'34.979	1'35.218						
			116	291,1	16	282,7	14	277,6	19	280,5	11	287,2		5	284,2	21	291,1	9	282,7	21	281,2	
7	60 M. VAN DER MARK Yamaha YZF R1	NED	1'34.873		1'35.931	1'36.418	1'35.156	1'35.974					1'34.873	1'35.248	1'35.763	1'35.523						
			127	288,0	19	281,2	17	279,0	21	277,6	12	286,4		7	284,2	21	288,0	9	283,4	21	281,9	
8	7 C. DAVIES Ducati Panigale R	GBR	1'34.986		1'36.478	1'36.297	1'35.782	1'35.546					1'34.986	1'35.337	1'35.735	1'35.526						
			119	292,6	19	279,7	15	276,9	17	278,3	11	286,4		6	288,0	21	292,6	9	284,9	21	286,4	
9	81 J. TORRES MV Agusta 1000 F4	ESP	1'35.099		1'36.583	1'36.002	1'36.848	1'36.202					1'35.099	1'36.054	1'36.863	1'35.753						
			106	288,0	17	281,9	17	279,0	8	276,2	12	283,4		6	282,7	21	288,0	4	279,7	21	284,9	
10	21 M. RINALDI Ducati Panigale R	ITA	1'35.518		1'36.615	1'36.547	1'35.518	1'36.737					1'35.875	1'36.207	1'36.281	1'37.028						
			91	289,5	17	280,5	11	281,2	13	278,3	9	284,9		7	286,4	5	289,5	8	283,4	21	286,4	
11	76 L. BAZ BMW S 1000 RR	FRA	1'35.541		1'36.554	1'36.121	1'36.031	1'36.704	1'35.653				1'35.541	1'35.834	1'36.008	1'35.844						
			122	288,0	18	281,2	17	274,8	17	274,8	12	281,2	7	279,7	5	281,9	21	288,0	4	280,5	21	281,2
12	54 T. RAZGATLIOGLU Kawasaki ZX-10RR	TUR	1'35.569		1'37.433	1'36.425	1'36.168	1'36.615	1'35.569				1'35.858	1'35.873	1'35.833	1'36.022						
			123	284,9	19	277,6	14	275,5	16	278,3	11	283,4	7	283,4	5	279,7	21	284,9	9	281,2	21	284,2
13	36 L. MERCADO Kawasaki ZX-10RR	ARG	1'35.854		1'37.196	1'37.524	1'36.316	1'37.125	1'35.854					1'36.127	1'36.555	1'36.151						
			94	287,2	19	279,0	4	274,8	17	274,1	12	281,9	7	282,7	21	287,2	9	281,2	5	280,5		
14	40 R. RAMOS Kawasaki ZX-10RR	ESP	1'35.982		1'37.625	1'37.038	1'37.059	1'36.968	1'35.982					1'36.628	1'36.616	1'36.951						
			100	281,2	17	280,5	17	273,4	13	273,4	12	279,7	7	274,8	21	281,2	8	277,6	5	278,3		
15	99 P. JACOBSEN Honda CBR1000RR	USA	1'36.199		1'37.432	1'36.433	1'36.481	1'37.367	1'36.199					1'36.308	1'36.958	1'36.505						
			107	296,7	15	283,4	11	282,7	12	280,5	12	286,4	6	287,2	21	296,7	9	284,9	21	289,5		
16	34 D. GIUGLIANO Aprilia RSV4 RF	ITA	1'36.417		1'37.744	1'36.726	1'36.545	1'37.009	1'36.417					1'36.731	1'36.496	1'36.887						
			113	288,0	17	284,2	15	280,5	15	278,3	11	284,9	6	284,9	21	288,0	7	281,2	21	280,5		
17	37 O. JEZEK Yamaha YZF R1	CZE	1'36.422		1'39.231	1'38.493	1'37.717	1'38.143	1'36.734					1'37.395	1'36.422	1'37.770						
			99	282,7	12	277,6	8	269,3	14	270,6	8	280,5	6	281,9	21	282,7	9	279,7	21	277,6		
18	68 Y. HERNANDEZ Kawasaki ZX-10RR	COL	1'36.478		1'38.479	1'36.938	1'36.578	1'37.442	1'36.478					1'36.550	1'36.854	1'37.283						
			115	284,2	16	276,9	15	274,8	16	274,1	11	281,9	7	281,2	21	284,2	8	277,6	21	279,0		
19	45 J. GAGNE Honda CBR1000RR	USA	1'37.257		1'37.257	1'37.415		1'44.469														
			28	284,9	19	284,9	7	276,2				2	272,0									

22/04/2018

These data/results cannot be reproduced, stored and/or transmitted in whole or in part by any manner of electronic, mechanical, photocopying, recording, broadcasting or otherwise now known or herein after developed without the previous express consent by the copyright owner, except for reproduction in daily press and regular printed publications on sale to the public within 60 days of the event related to those data/results and always provided that copyright symbol appears together as follows below.

© DORNA WSBK ORGANIZATION Srl 2018

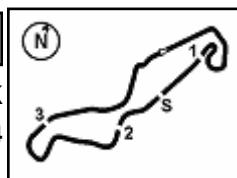
FIAT PERUGIA TIMING



Official Tyre Supplier



Official Timekeeper



Dutch Round, 20-21-22 April 2018 World Superbike - Race Winners

	2015	2016	2017	2018
01 Phillip Island	R1: Rea (Gbr) Kaw R2: Haslam (Gbr) Apr	R1: Rea (Gbr) Kaw R2: Rea (Gbr) Kaw	R1: Rea (Gbr) Kaw R2: Rea (Gbr) Kaw	R1: Melandri (Ita) Duc R2: Melandri (Ita) Duc
02 Chang	R1: Rea (Gbr) Kaw R2: Rea (Gbr) Kaw	R1: Rea (Gbr) Kaw R2: Sykes (Gbr) Kaw	R1: Rea (Gbr) Kaw R2: Rea (Gbr) Kaw	R1: Rea (Gbr) Kaw R2: Davies (Gbr) Duc
03 Motorland Aragon	R1: Rea (Gbr) Kaw R2: Davies (Gbr) Duc	R1: Davies (Gbr) Duc R2: Davies (Gbr) Duc	R1: Rea (Gbr) Kaw R2: Davies (Gbr) Duc	R1: Rea (Gbr) Kaw R2: Davies (Gbr) Duc
04 TT Circuit Assen	R1: Rea (Gbr) Kaw R2: Rea (Gbr) Kaw	R1: Rea (Gbr) Kaw R2: Rea (Gbr) Kaw	R1: Rea (Gbr) Kaw R2: Rea (Gbr) Kaw	R1: Rea (Gbr) Kaw R2: Sykes (Gbr) Kaw
05 Autodromo Imola	R1: Rea (Gbr) Kaw R2: Rea (Gbr) Kaw	R1: Davies (Gbr) Duc R2: Davies (Gbr) Duc	R1: Davies (Gbr) Duc R2: Davies (Gbr) Duc	
06 Donington Park	R1: Sykes (Gbr) Kaw R2: Sykes (Gbr) Kaw	R1: Sykes (Gbr) Kaw R2: Sykes (Gbr) Kaw	R1: Sykes (Gbr) Kaw R2: Rea (Gbr) Kaw	
08 Laguna Seca	R1: Davies (Gbr) Duc R2: Davies (Gbr) Duc	R1: Rea (Gbr) Kaw R2: Sykes (Gbr) Kaw	R1: Davies (Gbr) Duc R2: Rea (Gbr) Kaw	
09 Misano World Circuit	R1: Sykes (Gbr) Kaw R2: Rea (Gbr) Kaw	R1: Rea (Gbr) Kaw R2: Rea (Gbr) Kaw	R1: Sykes (Gbr) Kaw R2: Melandri (Ita) Duc	
10 Portimão	R1: Rea (Gbr) Kaw R2: Rea (Gbr) Kaw		R1: Rea (Gbr) Kaw R2: Rea (Gbr) Kaw	
11 Magny-Cours	R1: Rea (Gbr) Kaw R2: Rea (Gbr) Kaw	R1: Davies (Gbr) Duc R2: Davies (Gbr) Duc	R1: Rea (Gbr) Kaw R2: Davies (Gbr) Duc	
13 Losail	R1: Torres (Esp) Apr R2: Haslam (Gbr) Apr	R1: Davies (Gbr) Duc R2: Davies (Gbr) Duc	R1: Rea (Gbr) Kaw R2: Rea (Gbr) Kaw	

2018

- 3 J. Rea
- 2 C. Davies
- 2 M. Melandri
- 1 T. Sykes

ALL TIMES

- | | | | | |
|----------------|-----------------|----------------|------------------|-----------------|
| 59 C. Fogarty | 16 G. Falappa | 8 A. Gobert | 2 D. Chandler | 1 A. Morillas |
| 57 J. Rea | 16 N. Hodgson | 7 B. Bostrom | 2 P. Goddard | 1 G. Goodfellow |
| 52 T. Bayliss | 16 J. Toseland | 5 D. Tardozzi | 2 M. Lucchinelli | 1 P. Picotte |
| 43 N. Haga | 14 J. Kocinski | 5 L. Haslam | 2 M. Dowson | 1 T. Kipp |
| 34 T. Sykes | 14 S. Russell | 4 R. Phillis | 2 K. Magee | 1 A. Meklau |
| 33 T. Corser | 14 B. Spies | 4 Y. Kagayama | 2 H. Izutsu | 1 J. Reynolds |
| 31 C. Edwards | 13 A. Slight | 4 M. Fabrizio | 2 S. Byrne | 1 C. Walker |
| 29 C. Davies | 13 E. Laverty | 3 M. Doohan | 2 M. Neukirchner | 1 N. Hayden |
| 27 D. Polen | 11 S. Mertens | 3 A. Yanagawa | 2 L. Baz | 1 A. Pitt |
| 24 C. Checa | 11 R. Xaus | 3 M. Tamada | 1 A. Ryo | 1 G. McCoy |
| 23 R. Roche | 11 R. Laconi | 3 L. Lanzi | 1 K. Kitagawa | 1 F. Nieto |
| 22 M. Melandri | 10 F. Pirovano | 3 R. Kiyonari | 1 Y. Takeda | 1 A. Barros |
| 21 M. Biaggi | 10 C. Vermeulen | 3 C. Crutchlow | 1 T. Aoki | 1 J. Torres |
| 17 P. Chili | 9 S. Guintoli | 2 M. Lucchiari | 1 J. Whitham | |
| | 8 F. Merkel | 2 T. Rymer | 1 A. Vieira | |

22/04/2018

These data/results cannot be reproduced, stored and/or transmitted in whole or in part by any manner of electronic, mechanical, photocopying, recording, broadcasting or otherwise now known or herein after developed without the previous express consent by the copyright owner, except for reproduction in daily press and regular printed publications on sale to the public within 60 days of the event related to those data/results and always provided that copyright symbol appears together as follows below.

© DORNA WSBK ORGANIZATION Srl 2018

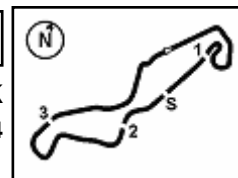
FIKR PERUGIA TIMING



Official Tyre Supplier



Official Timekeeper



Dutch Round, 20-21-22 April 2018 World Superbike - Team Standings

TT Circuit Assen 4.542 m

1 / 2

	February 25 PHILLIP ISLAND	March 25 BURIRAM	April 15 ARAGÓN	April 22 ASSEN	May 13 IMOLA	May 27 DONINGTON PARK	June 10 BRNO	June 24 LAGUNA SECA	July 8 MISANO	September 16 PORTIMÃO	September 30 MAGNY COURS	October 14 VILLICUM	October 27 LOSAIL	
1 Kawasaki Racing Team WorldSBK	260													
REA Jonathan	159	11	20	25	13	25	20	25	20					
SYKES Tom	101	20	13	10		10	10	13	25					
2 Aruba.it Racing - Ducati	244 (-16)													
DAVIES Chaz	129	16		16	25	20	25	16	11					
MELANDRI Marco	115	25	25	8	9	13	16	10	9					
3 Pata Yamaha Official WorldSBK Team	179 (-81)													
VAN DER MARK Michael	103	7	9	9	20	11	11	20	16					
LOWES Alex	76	10	11	11	16	9	13	4	2					
4 Barni Racing Team*	100 (-160)													
FORES Xavi	100	13	16	20	11	16		11	13					
5 Red Bull Honda World Superbike Team	59 (-201)													
CAMIER Leon	42	9	10	13	10									
GAGNE Jake	17	4	3		2	4	4							
6 Milwaukee Aprilia	52 (-208)													
SAVADORI Lorenzo	25			4	7	1	6	1	6					
LAVERTY Eugene	16	8	1	7										
GIUGLIANO Davide	11					3		3	5					
7 Kawasaki Puccetti Racing*	45 (-215)													
RAZGATLIOGLU Toprak	45	3	6	1	8	7	7	6	7					
8 GULF ALTHEA BMW Racing Team	44 (-216)													
BAZ Loris	44	5	7	5	4	5	1	9	8					
9 MV Agusta Reparto Corse	39 (-221)													
TORRES Jordi	39		8	6			8	7	10					
10 Team GoEleven Kawasaki*	28 (-232)													
RAMOS Román	28	2	5	2	3	6	5	5						
11 Orelac Racing VerdNatura*	24 (-236)													
MERCADO Leandro	24	6	4	3			3	8						
12 Aruba.it Racing - Junior Team*	21 (-239)													
RINALDI Michael Ruben	21				8	9		4						
13 TripleM Honda World Superbike Team*	15 (-245)													
JACOBSEN PJ	15		2		6		2	2	3					
14 Team Pedercini Racing*	7 (-253)													
HERNANDEZ Yonny	7			5	2									
15 Guandalini Racing*	2 (-258)													
JEZEK Ondrej	2	1						1						

22/04/2018 * Independent teams

These data/results cannot be reproduced, stored and/or transmitted in whole or in part by any manner of electronic, mechanical, photocopying, recording, broadcasting or otherwise now known or herein after developed without the previous express consent by the copyright owner, except for reproduction in daily press and regular printed publications on sale to the public within 60 days of the event related to those data/results and always provided that copyright symbol appears together as follows below.

© DORNA WSBK ORGANIZATION Srl 2018

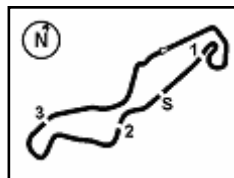
PIRELLI PERUGIA TIMING



Official Tyre Supplier



Official Timekeeper



TT Circuit Assen 4.542 m

Dutch Round, 20-21-22 April 2018

World Superbike - Team Standings

2 / 2

February 25 PHILLIP ISLAND	March 25 BURIRAM	April 15 ARAGÓN	April 22 ASSEN	May 13 IMOLA	May 27 DONINGTON PARK	June 10 BRNO	June 24 LAGUNA SECA	July 8 MISANO	September 16 PORTIMÃO	September 30 MAGNY COURS	October 14 VILLICUM	October 27 LOSAIL
-------------------------------	---------------------	--------------------	-------------------	-----------------	--------------------------	-----------------	------------------------	------------------	--------------------------	-----------------------------	------------------------	----------------------

Independent Teams

Rank	Team	Phillip Island	Buriram	Aragon	Assen	Imola	Donington Park	Brno	Laguna Seca	Misano	Portimao	Magny Cours	Villikum	Losail	Total	Diff	
1	Barni Racing Team														100		
	FORES Xavi	100	13	16	20	11	16										
2	Kawasaki Puccetti Racing														45	(-55)	
	RAZGATLIOGLU Toprak	45	3	6	1	8	7	7	6	7							
3	Team GoEleven Kawasaki														28	(-72)	
	RAMOS Román	28	2	5	2	3	6	5	5								
4	Orelac Racing VerdNatura														24	(-76)	
	MERCADO Leandro	24	6	4	3			3	8								
5	Aruba.it Racing - Junior Team														21	(-79)	
	RINALDI Michael Ruben	21				8	9	4									
6	TripleM Honda World Superbike Team														15	(-85)	
	JACOBSEN PJ	15	2	6				2	2	3							
7	Team Pedercini Racing														7	(-93)	
	HERNANDEZ Yonny	7		5	2												
8	Guandalini Racing														2	(-98)	
	JEZEK Ondrej	2	1					1									

22/04/2018

These data/results cannot be reproduced, stored and/or transmitted in whole or in part by any manner of electronic, mechanical, photocopying, recording, broadcasting or otherwise now known or herein after developed without the previous express consent by the copyright owner, except for reproduction in daily press and regular printed publications on sale to the public within 60 days of the event related to those data/results and always provided that copyright symbol appears together as follows below.

© DORNA WSBK ORGANIZATION Srl 2018

FICR PERUGIA TIMING



Official Tyre Supplier



Official Timekeeper