

## Dutch Round, 20-21-22 April 2018 World Superbike - Biographical Entry List

TT Circuit Assen 4.542 m

No.	Rider (Abbreviation)	Nat	Bike Team	Wins 2018	Podiums 2018	Pole 2018	Races 2018	Tyres	Class
Age	Date of Birth	Place of Birth							
1	<b>1</b> <b>REA Jonathan</b> (Rea) 31 02/02/1987	GBR	<b>Kawasaki ZX-10RR</b> Kawasaki Racing Team WorldSBK	56 2	115 3	15 1	223 5	Pirelli	
2	<b>7</b> <b>DAVIES Chaz</b> (Dav) 31 10/02/1987	GBR	<b>Ducati Panigale R</b> Aruba.it Racing - Ducati	28 1	71 4	5	157 5	Pirelli	
3	<b>12</b> <b>FORES Xavi</b> (For) 32 16/09/1985	ESP	<b>Ducati Panigale R</b> Barni Racing Team		4 3		71 5	Pirelli	IND
4**	<b>21</b> <b>RINALDI Michael Ruben</b> (Rin) 22 21/12/1995	ITA	<b>Ducati Panigale R</b> Aruba.it Racing - Junior Team				1 1		IND
5	<b>22</b> <b>LOWES Alex</b> (Low) 27 14/09/1990	GBR	<b>Yamaha YZF R1</b> Pata Yamaha Official WorldSBK Team		8 1		109 5	Pirelli	
6	<b>32</b> <b>SAVADORI Lorenzo</b> (Sav) 25 04/04/1993	ITA	<b>Aprilia RSV4 RF</b> Milwaukee Aprilia				54 3	Pirelli	
7	<b>33</b> <b>MELANDRI Marco</b> (Mel) 35 07/08/1982	ITA	<b>Ducati Panigale R</b> Aruba.it Racing - Ducati	22 2	64 2	3 1	133 5	Pirelli	
8	<b>34</b> <b>GIUGLIANO Davide</b> (Giu) 28 28/10/1989	ITA	<b>Aprilia RSV4 RF</b> Milwaukee Aprilia		14	5	121 1	Pirelli	
9	<b>36</b> <b>MERCADO Leandro</b> (Mer) 26 15/02/1992	ARG	<b>Kawasaki ZX-10RR</b> Orelac Racing VerdNatura				65 5	Pirelli	IND
10	<b>37</b> <b>JEZEK Ondrej</b> (Jez) 29 15/03/1989	CZE	<b>Yamaha YZF R1</b> Guandalini Racing				29 5	Pirelli	IND
11	<b>40</b> <b>RAMOS Román</b> (Ram) 27 06/01/1991	ESP	<b>Kawasaki ZX-10RR</b> Team GoEleven Kawasaki				79 5	Pirelli	IND
12	<b>45</b> <b>GAGNE Jake</b> (Gag) 24 27/08/1993	USA	<b>Honda CBR1000RR</b> Red Bull Honda World Superbike Team				11 5	Pirelli	
13	<b>54</b> <b>RAZGATLIOGLU Toprak</b> (Raz) 21 16/10/1996	TUR	<b>Kawasaki ZX-10RR</b> Kawasaki Puccetti Racing				5 5	Pirelli	IND
14	<b>60</b> <b>VAN DER MARK Michael</b> (vdM) 25 26/10/1992	NED	<b>Yamaha YZF R1</b> Pata Yamaha Official WorldSBK Team		12 1	1	83 5	Pirelli	
15	<b>66</b> <b>SYKES Tom</b> (Syk) 32 19/08/1985	GBR	<b>Kawasaki ZX-10RR</b> Kawasaki Racing Team WorldSBK	33	101 1	43 1	239 5	Pirelli	
16	<b>68</b> <b>HERNANDEZ Yonny</b> (Her) 29 25/07/1988	COL	<b>Kawasaki ZX-10RR</b> Team Pedercini Racing				4 4	Pirelli	IND
17	<b>76</b> <b>BAZ Boris</b> (Baz) 25 01/02/1993	FRA	<b>BMW S 1000 RR</b> GULF ALTHEA BMW Racing Team	2	14	2	66 5	Pirelli	
18	<b>81</b> <b>TORRES Jordi</b> (Tor) 30 27/08/1987	ESP	<b>MV Agusta 1000 F4</b> MV Agusta Reparto Corse	1	4		82 5	Pirelli	
19	<b>99</b> <b>JACOBSEN PJ</b> (Jac) 24 07/08/1993	USA	<b>Honda CBR1000RR</b> TripleM Honda World Superbike Team				5 5	Pirelli	IND

20/04/2018

\* = Wild Card

\*\* = One Event

These data/results cannot be reproduced, stored and/or transmitted in whole or in part by any manner of electronic, mechanical, photocopying, recording, broadcasting or otherwise now known or herein after developed without the previous express consent by the copyright owner, except for reproduction in daily press and regular printed publications on sale to the public within 60 days of the event related to those data/results and always provided that copyright symbol appears together as follows below.

© DORNA WSBK ORGANIZATION Srl 2018

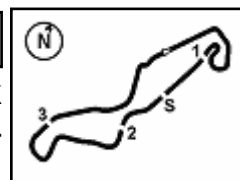
FIKX PERUGIA TIMING



Official Tyre Supplier



Official Timekeeper



TT Circuit Assen 4.542 m

1 / 2

## Dutch Round, 20-21-22 April 2018 World Superbike - Results Free Practice 1st Session

No.	Rider	Nat	Team	Bike	Class	Time	Gap	Rel.	Laps	Speed	
										Avg	Max
1	1 J. REA	GBR	Kawasaki Racing Team WorldSBK	Kawasaki ZX-10RR		<b>1'35.662</b>			16	170,927	<b>283,5</b>
2	60 M. VAN DER MARK	NED	Pata Yamaha Official WorldSBK Team	Yamaha YZF R1		<b>1'35.931</b>	0.269	0.269	19	170,448	<b>281,3</b>
3	12 X. FORES	ESP	Barni Racing Team	Ducati Panigale R	IND	<b>1'36.359</b>	0.697	0.428	17	169,690	<b>281,3</b>
4	66 T. SYKES	GBR	Kawasaki Racing Team WorldSBK	Kawasaki ZX-10RR		<b>1'36.380</b>	0.718	0.021	16	169,653	<b>282,7</b>
5	7 C. DAVIES	GBR	Aruba.it Racing - Ducati	Ducati Panigale R		<b>1'36.478</b>	0.816	0.098	19	169,481	<b>279,8</b>
6	76 L. BAZ	FRA	GULF ALTHEA BMW Racing Team	BMW S 1000 RR		<b>1'36.554</b>	0.892	0.076	18	169,348	<b>281,3</b>
7	22 A. LOWES	GBR	Pata Yamaha Official WorldSBK Team	Yamaha YZF R1		<b>1'36.567</b>	0.905	0.013	17	169,325	<b>283,5</b>
8	33 M. MELANDRI	ITA	Aruba.it Racing - Ducati	Ducati Panigale R		<b>1'36.570</b>	0.908	0.003	15	169,320	<b>285,0</b>
9	81 J. TORRES	ESP	MV Agusta Reparto Corse	MV Agusta 1000 F4		<b>1'36.583</b>	0.921	0.013	17	169,297	<b>282,0</b>
10	21 M. RINALDI	ITA	Aruba.it Racing - Junior Team	Ducati Panigale R	IND	<b>1'36.615</b>	0.953	0.032	17	169,241	<b>280,5</b>
11	36 L. MERCADO	ARG	Orelac Racing VerdNatura	Kawasaki ZX-10RR	IND	<b>1'37.196</b>	1.534	0.581	19	168,229	<b>279,1</b>
12	32 L. SAVADORI	ITA	Milwaukee Aprilia	Aprilia RSV4 RF		<b>1'37.240</b>	1.578	0.044	15	168,153	<b>278,4</b>
13	45 J. GAGNE	USA	Red Bull Honda World Superbike Team	Honda CBR1000RR		<b>1'37.257</b>	1.595	0.017	19	168,124	<b>285,0</b>
14	99 P. JACOBSEN	USA	TripleM Honda World Superbike Team	Honda CBR1000RR	IND	<b>1'37.432</b>	1.770	0.175	15	167,822	<b>283,5</b>
15	54 T. RAZGATLIOGLU	TUR	Kawasaki Puccetti Racing	Kawasaki ZX-10RR	IND	<b>1'37.433</b>	1.771	0.001	19	167,820	<b>277,6</b>
16	40 R. RAMOS	ESP	Team GoEleven Kawasaki	Kawasaki ZX-10RR	IND	<b>1'37.625</b>	1.963	0.192	17	167,490	<b>280,5</b>
17	34 D. GIUGLIANO	ITA	Milwaukee Aprilia	Aprilia RSV4 RF		<b>1'37.744</b>	2.082	0.119	17	167,286	<b>284,2</b>
18	68 Y. HERNANDEZ	COL	Team Pedercini Racing	Kawasaki ZX-10RR	IND	<b>1'38.479</b>	2.817	0.735	16	166,037	<b>276,9</b>
19	37 O. JEZEK	CZE	Guandalini Racing	Yamaha YZF R1	IND	<b>1'39.231</b>	3.569	0.752	12	164,779	<b>277,6</b>

Qualifying Lap Time (107% of 1'35.662): 1'42.359

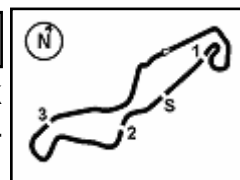
Records	Pole (SP2)	2017	J.Rea	1'33.505	174,870	Km/h
	Race (RC1)	2017	J.Rea	1'34.880	172,340	Km/h
	Circuit (SP2)	2017	J.Rea	1'33.505	174,870	Km/h

Start 20/04/2018 09:45  
End 10:32

The results are provisional until the end of the time limit for protests and appeals and the completion of the technical checks.

These data/results cannot be reproduced, stored and/or transmitted in whole or in part by any manner of electronic, mechanical, photocopying, recording, broadcasting or otherwise now known or herein after developed without the previous express consent by the copyright owner, except for reproduction in daily press and regular printed publications on sale to the public within 60 days of the event related to those data/results and always provided that copyright symbol appears together as follows below.

© DORNA WSBK ORGANIZATION Srl 2018



## Dutch Round, 20-21-22 April 2018 World Superbike - Results Free Practice 1st Session

### Session Highlights

Local Time	No. Rider	Description
09.45.00		Start
09.45.03		WorldSBK Pit Intervention Time: 1m 1sec
09.47.32	32 L. SAVADORI	Check Transponder
09.49.56	32 L. SAVADORI	Crashed - Turn 8
09.50.09	32 L. SAVADORI	Re-joined
09.51.44		RED FLAG
09.57.00		Session Restart
10.00.15	76 L. BAZ	Current Lap Cancelled - Exceeded Track Limits - Turn 17
10.07.56	40 R. RAMOS	On the Gravel - Re-Joined - Turn 5
10.15.58	33 M. MELANDRI	Current Lap Cancelled - Exceeded Track Limits - Turn 17
10.16.30	33 M. MELANDRI	Lap Cancelled (1'38.873) - Exceeded Track Limits - Turn 17
10.24.10	1 J. REA	Lap Cancelled (1'37.602) - Exceeded Track Limits - Turn 17
10.25.14	40 R. RAMOS	Current Lap Cancelled - Exceeded Track Limits - Turn 8
10.28.18	40 R. RAMOS	On the Gravel - Re-Joined - Turn 5
10.30.04	40 R. RAMOS	Technical Problem - Turn 14
10.32.36		End Of Session
10.33.56	99 P. JACOBSEN	Technical Problem - Turn 6

### Fastest Laps Sequence

No. Rider	Nat	Team	Bike	Local Time	Time	Gap	Avg
1 J. REA	GBR	Kawasaki Racing Team WorldSBK	Kawasaki ZX-10RR	09:48'16.683	<b>1'36.745</b>		169,013
1 J. REA	GBR	Kawasaki Racing Team WorldSBK	Kawasaki ZX-10RR	09:49'53.253	<b>1'36.570</b>	-0.175	169,320
1 J. REA	GBR	Kawasaki Racing Team WorldSBK	Kawasaki ZX-10RR	09:51'29.627	<b>1'36.374</b>	-0.196	169,664
1 J. REA	GBR	Kawasaki Racing Team WorldSBK	Kawasaki ZX-10RR	10:08'59.312	<b>1'36.195</b>	-0.179	169,980
1 J. REA	GBR	Kawasaki Racing Team WorldSBK	Kawasaki ZX-10RR	10:10'35.325	<b>1'36.013</b>	-0.182	170,302
1 J. REA	GBR	Kawasaki Racing Team WorldSBK	Kawasaki ZX-10RR	10:22'29.884	<b>1'35.960</b>	-0.053	170,396
60 M. VAN DER MARK	NED	Pata Yamaha Official WorldSBK Team	Yamaha YZF R1	10:24'34.297	<b>1'35.931</b>	-0.029	170,448
1 J. REA	GBR	Kawasaki Racing Team WorldSBK	Kawasaki ZX-10RR	10:27'23.316	<b>1'35.662</b>	-0.269	170,927

20/04/2018 Start 09:45 End 10:32 The results are provisional until the end of the time limit for protests and appeals and the completion of the technical checks.

These data/results cannot be reproduced, stored and/or transmitted in whole or in part by any manner of electronic, mechanical, photocopying, recording, broadcasting or otherwise now known or herein after developed without the previous express consent by the copyright owner, except for reproduction in daily press and regular printed publications on sale to the public within 60 days of the event related to those data/results and always provided that copyright symbol appears together as follows below.

© DORNA WSBK ORGANIZATION Srl 2018

## Dutch Round, 20-21-22 April 2018

### World Superbike - Best Sectors & Speed Free Practice 1st Session

TT Circuit Assen 4.542 m

BEST LAP			
1	1 J. REA	Kawasaki ZX-10RR	1'35.662
2	60 M. VAN DER MARK	Yamaha YZF R1	1'35.931
3	12 X. FORES	Ducati Panigale R	1'36.359
4	66 T. SYKES	Kawasaki ZX-10RR	1'36.380
5	7 C. DAVIES	Ducati Panigale R	1'36.478
6	76 L. BAZ	BMW S 1000 RR	1'36.554
7	22 A. LOWES	Yamaha YZF R1	1'36.567
8	33 M. MELANDRI	Ducati Panigale R	1'36.570
9	81 J. TORRES	MV Agusta 1000 F4	1'36.583
10	21 M. RINALDI	Ducati Panigale R	1'36.615
11	36 L. MERCADO	Kawasaki ZX-10RR	1'37.196
12	32 L. SAVADORI	Aprilia RSV4 RF	1'37.240
13	45 J. GAGNE	Honda CBR1000RR	1'37.257
14	99 P. JACOBSEN	Honda CBR1000RR	1'37.432
15	54 T. RAZGATLIOGLU	Kawasaki ZX-10RR	1'37.433
16	40 R. RAMOS	Kawasaki ZX-10RR	1'37.625
17	34 D. GIUGLIANO	Aprilia RSV4 RF	1'37.744
18	68 Y. HERNANDEZ	Kawasaki ZX-10RR	1'38.479
19	37 O. JEZEK	Yamaha YZF R1	1'39.231

SPEED			
1	45 J. GAGNE	Honda CBR1000RR	285,0
2	33 M. MELANDRI	Ducati Panigale R	285,0
3	34 D. GIUGLIANO	Aprilia RSV4 RF	284,2
4	22 A. LOWES	Yamaha YZF R1	283,5
5	1 J. REA	Kawasaki ZX-10RR	283,5
6	99 P. JACOBSEN	Honda CBR1000RR	283,5
7	66 T. SYKES	Kawasaki ZX-10RR	282,7
8	81 J. TORRES	MV Agusta 1000 F4	282,0
9	60 M. VAN DER MARK	Yamaha YZF R1	281,3
10	12 X. FORES	Ducati Panigale R	281,3
11	76 L. BAZ	BMW S 1000 RR	281,3
12	21 M. RINALDI	Ducati Panigale R	280,5
13	40 R. RAMOS	Kawasaki ZX-10RR	280,5
14	7 C. DAVIES	Ducati Panigale R	279,8
15	36 L. MERCADO	Kawasaki ZX-10RR	279,1
16	32 L. SAVADORI	Aprilia RSV4 RF	278,4
17	37 O. JEZEK	Yamaha YZF R1	277,6
18	54 T. RAZGATLIOGLU	Kawasaki ZX-10RR	277,6
19	68 Y. HERNANDEZ	Kawasaki ZX-10RR	276,9

SEG. 1			SEG. 2			SEG. 3			SEG. 4		
1	1 J. REA	31.535	1	12 X. FORES	14.413	1	1 J. REA	27.723	1	1 J. REA	21.974
2	60 M. VAN DER MARK	31.594	2	33 M. MELANDRI	14.427	2	81 J. TORRES	27.774	2	60 M. VAN DER MARK	21.988
3	7 C. DAVIES	31.661	3	1 J. REA	14.429	3	60 M. VAN DER MARK	27.804	3	12 X. FORES	22.082
4	22 A. LOWES	31.708	4	60 M. VAN DER MARK	14.441	4	21 M. RINALDI	27.817	4	66 T. SYKES	22.123
5	66 T. SYKES	31.721	5	7 C. DAVIES	14.442	5	76 L. BAZ	27.824	5	22 A. LOWES	22.177
6	81 J. TORRES	31.741	6	81 J. TORRES	14.473	6	12 X. FORES	27.884	6	76 L. BAZ	22.229
7	76 L. BAZ	31.779	7	66 T. SYKES	14.477	7	66 T. SYKES	27.931	7	33 M. MELANDRI	22.251
8	99 P. JACOBSEN	31.822	8	22 A. LOWES	14.507	8	33 M. MELANDRI	27.951	8	81 J. TORRES	22.266
9	12 X. FORES	31.838	9	21 M. RINALDI	14.515	9	7 C. DAVIES	27.972	9	7 C. DAVIES	22.303
10	21 M. RINALDI	31.840	10	34 D. GIUGLIANO	14.576	10	22 A. LOWES	28.031	10	54 T. RAZGATLIOGLU	22.310
11	33 M. MELANDRI	31.841	11	45 J. GAGNE	14.589	11	54 T. RAZGATLIOGLU	28.086	11	36 L. MERCADO	22.323
12	40 R. RAMOS	31.870	12	76 L. BAZ	14.623	12	36 L. MERCADO	28.169	12	45 J. GAGNE	22.338
13	32 L. SAVADORI	31.883	13	36 L. MERCADO	14.664	13	32 L. SAVADORI	28.173	13	32 L. SAVADORI	22.365
14	36 L. MERCADO	31.998	14	54 T. RAZGATLIOGLU	14.678	14	45 J. GAGNE	28.227	14	21 M. RINALDI	22.372
15	45 J. GAGNE	32.062	15	32 L. SAVADORI	14.693	15	40 R. RAMOS	28.246	15	34 D. GIUGLIANO	22.394
16	54 T. RAZGATLIOGLU	32.107	16	99 P. JACOBSEN	14.767	16	68 Y. HERNANDEZ	28.254	16	99 P. JACOBSEN	22.449
17	34 D. GIUGLIANO	32.123	17	40 R. RAMOS	14.798	17	99 P. JACOBSEN	28.322	17	40 R. RAMOS	22.558
18	68 Y. HERNANDEZ	32.270	18	68 Y. HERNANDEZ	14.984	18	34 D. GIUGLIANO	28.428	18	68 Y. HERNANDEZ	22.875
19	37 O. JEZEK	32.469	19	37 O. JEZEK	15.136	19	37 O. JEZEK	28.577	19	37 O. JEZEK	22.983

20/04/2018

These data/results cannot be reproduced, stored and/or transmitted in whole or in part by any manner of electronic, mechanical, photocopying, recording, broadcasting or otherwise now known or herein after developed without the previous express consent by the copyright owner, except for reproduction in daily press and regular printed publications on sale to the public within 60 days of the event related to those data/results and always provided that copyright symbol appears together as follows below.

© DORNA WSBK ORGANIZATION Srl 2018

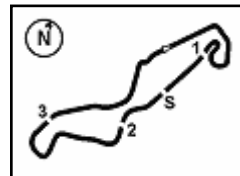
FICR PERUGIA TIMING



Official Tyre Supplier



Official Timekeeper



TT Circuit Assen 4.542 m

## Dutch Round, 20-21-22 April 2018

### World Superbike - Ideal Times Free Practice 1st Session

No.	Rider	Nat	Bike	Seg. 1	Seg. 2	Seg. 3	Seg. 4	Ideal Time		Diff.
				Diff. 1	Diff. 2	Diff. 3	Diff. 4	Best Lap	Pos.	
1	<b>1 J. REA</b>	GBR	Kawasaki ZX-10RR	<b>31.535</b>	14.429 0.001	<b>27.723</b>	<b>21.974</b>	<b>1'35.661</b>	1	0.001
2	<b>60 M. VAN DER MARK</b>	NED	Yamaha YZF R1	31.594	14.441 0.040	27.804	21.988 0.064	<b>1'35.827</b>	2	0.104
3	<b>12 X. FORES</b>	ESP	Ducati Panigale R	31.838 0.064	<b>14.413</b> 0.078	27.884	22.082	<b>1'36.217</b>	3	0.142
4	<b>66 T. SYKES</b>	GBR	Kawasaki ZX-10RR	31.721 0.098	14.477	27.931 0.030	22.123	<b>1'36.252</b>	4	0.128
5	<b>81 J. TORRES</b>	ESP	MV Agusta 1000 F4	31.741 0.210	14.473 0.076	27.774	22.266 0.043	<b>1'36.254</b>	9	0.329
6	<b>7 C. DAVIES</b>	GBR	Ducati Panigale R	31.661	14.442 0.094	27.972	22.303 0.006	<b>1'36.378</b>	5	0.100
7	<b>22 A. LOWES</b>	GBR	Yamaha YZF R1	31.708 0.031	14.507	28.031 0.113	22.177	<b>1'36.423</b>	7	0.144
8	<b>76 L. BAZ</b>	FRA	BMW S 1000 RR	31.779 0.019	14.623 0.020	27.824	22.229 0.060	<b>1'36.455</b>	6	0.099
9	<b>33 M. MELANDRI</b>	ITA	Ducati Panigale R	31.841	14.427 0.034	27.951 0.047	22.251 0.019	<b>1'36.470</b>	8	0.100
10	<b>21 M. RINALDI</b>	ITA	Ducati Panigale R	31.840	14.515	27.817	22.372 0.071	<b>1'36.544</b>	10	0.071
11	<b>32 L. SAVADORI</b>	ITA	Aprilia RSV4 RF	31.883	14.693 0.024	28.173 0.102	22.365	<b>1'37.114</b>	12	0.126
12	<b>36 L. MERCADO</b>	ARG	Kawasaki ZX-10RR	31.998	14.664	28.169	22.323 0.042	<b>1'37.154</b>	11	0.042
13	<b>54 T. RAZGATLIOGLU</b>	TUR	Kawasaki ZX-10RR	32.107 0.015	14.678 0.036	28.086 0.103	22.310 0.098	<b>1'37.181</b>	15	0.252
14	<b>45 J. GAGNE</b>	USA	Honda CBR1000RR	32.062	14.589 0.041	28.227	22.338	<b>1'37.216</b>	13	0.041
15	<b>99 P. JACOBSEN</b>	USA	Honda CBR1000RR	31.822	14.767	28.322 0.072	22.449	<b>1'37.360</b>	14	0.072
16	<b>40 R. RAMOS</b>	ESP	Kawasaki ZX-10RR	31.870 0.034	14.798 0.086	28.246 0.033	22.558	<b>1'37.472</b>	16	0.153
17	<b>34 D. GIUGLIANO</b>	ITA	Aprilia RSV4 RF	32.123 0.025	14.576 0.059	28.428 0.113	22.394 0.026	<b>1'37.521</b>	17	0.223
18	<b>68 Y. HERNANDEZ</b>	COL	Kawasaki ZX-10RR	32.270	14.984	28.254 0.096	22.875	<b>1'38.383</b>	18	0.096
19	<b>37 O. JEZEK</b>	CZE	Yamaha YZF R1	32.469 0.066	15.136	28.577	22.983	<b>1'39.165</b>	19	0.066
<b>Overall Ideal Time</b>				<b>31.535</b>	<b>14.413</b>	<b>27.723</b>	<b>21.974</b>	<b>1'35.645</b>		

20/04/2018

These data/results cannot be reproduced, stored and/or transmitted in whole or in part by any manner of electronic, mechanical, photocopying, recording, broadcasting or otherwise now known or herein after developed without the previous express consent by the copyright owner, except for reproduction in daily press and regular printed publications on sale to the public within 60 days of the event related to those data/results and always provided that copyright symbol appears together as follows below.

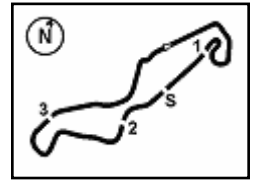
© DORNA WSBK ORGANIZATION Srl 2018

**PIRELLI PERUGIA TIMING**


Official Tyre Supplier



Official Timekeeper



## Dutch Round, 20-21-22 April 2018 World Superbike - Chronological Analysis Free Practice 1st Session

TT Circuit Assen 4.542 m

1 / 4

1° 1 J. REA (1'35.662)								4° 66 T. SYKES (1'36.380)							
Lap	Seg.1	Seg.2	Seg.3	Seg.4	Lap Time	km/h	Local Time	Lap	Seg.1	Seg.2	Seg.3	Seg.4	Lap Time	km/h	Local Time
1		15.332	28.639	22.671	280,5	9:46'39.938		1		15.927	29.216	26.394	276,2	9:47'15.931	
2	31.886	14.646	27.800	22.413	1'36.745	281,3	9:48'16.683	2	32.691	14.886	28.480	22.968	1'39.025	279,8	9:48'54.956
3	31.684	14.618	27.835	22.433	1'36.570	282,7	9:49'53.253	3	32.055	14.907	28.831	22.482	1'38.275	282,0	9:50'33.231
4	31.674	14.607	27.832	22.261	1'36.374	<b>283,5</b>	9:51'29.627	4	32.528	14.886	28.352	35.787	1'51.553CP	<b>282,7</b>	9:52'24.784
5	31.399	19.440	35.746	34.006	2'00.591CP	210,5	9:53'30.218	5	9'14.820	15.079	28.572	22.765	10'21.236P	277,6	10:02'46.020
6	11'10.406	14.888	28.721	22.307	12'16.322P	279,8	10:05'46.540	6	31.829	14.646	28.008	22.311	1'36.794	278,4	10:04'22.814
7	31.929	14.569	27.869	22.210	1'36.577	282,0	10:07'23.117	7	31.773	14.635	<b>27.931</b>	22.205	1'36.544	279,1	10:05'59.358
8	31.562	14.678	27.843	22.112	1'36.195	281,3	10:08'59.312	8	32.569	14.850	28.954	22.709	1'39.082	278,4	10:07'38.440
9	31.637	14.534	27.756	22.086	1'36.013	281,3	10:10'35.325	9	31.986	14.689	28.255	22.309	1'37.239	278,4	10:09'15.679
10	32.859	14.851	29.238	32.296	1'49.244P	281,3	10:12'24.569	10	33.245	14.855	28.738	32.818	1'49.656P	279,1	10:11'05.335
11	7'24.009	14.649	28.406	22.291	8'29.355P	280,5	10:20'53.924	11	8'36.244	15.038	29.760	22.688	9'43.730P	276,2	10:20'49.065
12	31.662	14.483	27.744	22.071	1'35.960	282,7	10:22'29.884	12	<b>31.721</b>	14.586	28.007	22.148	1'36.462	279,8	10:22'25.527
13	31.550	<b>14.429</b>	27.910	23.713	1'37.602C	282,7	10:24'07.486	13	33.125	14.731	33.538	22.821	1'44.215	279,1	10:24'09.742
14	35.451	14.538	28.059	22.120	1'40.168	282,7	10:25'47.654	14	31.819	<b>14.477</b>	27.961	22.123	<b>1'36.380</b>	279,8	10:25'46.122
15	<b>31.535</b>	14.430	<b>27.723</b>	21.974	<b>1'35.662</b>	282,0	10:27'23.316	15	35.607	14.847	30.138	22.680	1'43.272	279,1	10:27'29.394
16	31.540	14.455	27.852	22.129	1'35.976	282,0	10:28'59.292	16	31.734	14.514	28.109	22.190	1'36.547	280,5	10:29'05.941
17	31.583	14.795	28.999	23.150	1'38.527	280,5	10:30'37.819	17	31.815	14.498	28.060	22.180	1'36.553	279,1	10:30'42.494

2° 60 M. VAN DER MARK (1'35.931)								5° 7 C. DAVIES (1'36.478)							
Lap	Seg.1	Seg.2	Seg.3	Seg.4	Lap Time	km/h	Local Time	Lap	Seg.1	Seg.2	Seg.3	Seg.4	Lap Time	km/h	Local Time
1		15.525	29.272	23.067	276,9	9:46'46.471		1		16.314	30.069	23.618	266,0	9:48'06.375	
2	32.560	15.010	28.422	22.634	1'38.626	276,9	9:48'25.097	2	32.894	14.966	28.656	22.676	1'39.192	276,2	9:49'45.567
3	32.023	14.907	28.397	22.430	1'37.757	279,1	9:50'02.854	3	34.068	15.035	28.730	22.621	1'40.454	275,5	9:51'26.021
4	31.984	14.852	28.072	22.357	1'37.265	278,4	9:51'40.119	4	31.979	18.285	32.025	34.503	1'56.792CP	204,9	9:53'22.813
5	34.642	15.409	29.972	33.382	1'53.405CP	270,0	9:53'33.524	5	5'48.452	15.070	28.764	22.829	6'55.115P	274,8	10:00'17.928
6	4'59.448	14.863	28.123	22.386	6'04.820P	276,9	9:59'38.344	6	32.103	14.732	28.242	22.553	1'37.630	276,9	10:01'55.558
7	32.225	14.640	28.104	22.209	1'37.178	275,5	10:01'15.522	7	32.002	14.644	28.293	22.638	1'37.577	277,6	10:03'33.135
8	31.781	14.717	28.294	22.202	1'36.994	279,1	10:02'52.516	8	35.195	14.853	29.512	33.943	1'53.503P	277,6	10:05'26.638
9	31.828	14.685	28.319	22.166	1'36.998	276,9	10:04'29.514	9	6'34.690	15.363	30.128	23.570	7'43.751P	271,4	10:13'10.389
10	35.100	15.311	28.700	33.727	1'52.838P	267,3	10:06'22.352	10	31.861	14.611	28.055	22.656	1'37.183	276,9	10:14'47.572
11	5'39.798	15.122	30.371	23.650	6'48.941P	277,6	10:13'11.293	11	31.787	14.494	28.172	22.558	1'37.011	276,9	10:16'24.583
12	31.951	14.687	28.159	22.191	1'36.988	279,1	10:14'48.281	12	35.509	14.797	28.337	22.592	1'41.235	276,9	10:18'05.818
13	32.107	14.674	28.283	22.179	1'37.243	279,1	10:16'25.524	13	31.811	14.520	28.039	22.432	1'36.802	278,4	10:19'42.620
14	31.978	14.768	28.309	32.944	1'47.999P	276,9	10:18'13.523	14	<b>31.661</b>	14.536	<b>27.972</b>	22.309	<b>1'36.478</b>	277,6	10:21'19.098
15	3'39.252	15.157	28.322	22.112	4'44.843P	279,1	10:22'58.366	15	33.328	15.194	30.395	22.673	1'41.590	276,9	10:23'00.688
16	<b>31.594</b>	14.481	<b>27.804</b>	22.052	<b>1'35.931</b>	279,8	10:24'34.297	16	31.755	<b>14.442</b>	27.997	22.358	1'36.552	279,1	10:24'37.240
17	31.606	<b>14.441</b>	27.946	21.988	1'35.981	277,6	10:26'10.278	17	31.848	14.496	28.087	22.303	1'36.734	<b>279,8</b>	10:26'13.974
18	31.616	14.544	27.947	21.998	1'36.105	280,5	10:27'46.383	18	41.586	16.739	28.756	22.984	1'50.065	233,3	10:28'04.039
19	31.769	14.493	28.025	22.098	1'36.385	<b>281,3</b>	10:29'22.768	19	31.919	14.593	28.058	22.514	1'37.084	277,6	10:29'41.123
20	31.859	14.543	28.001	22.020	1'36.423	279,1	10:30'59.191	20	31.778	14.523	28.024	22.375	1'36.700	279,1	10:31'17.823

3° 12 X. FORES (1'36.359)								6° 76 L. BAZ (1'36.554)							
Lap	Seg.1	Seg.2	Seg.3	Seg.4	Lap Time	km/h	Local Time	Lap	Seg.1	Seg.2	Seg.3	Seg.4	Lap Time	km/h	Local Time
1		15.445	29.768	23.405	277,6	9:46'56.751		1		16.224	29.963	23.772	249,4	9:46'47.957	
2	32.921	14.806	28.197	22.382	1'38.306	277,6	9:48'35.057	2	32.722	15.107	28.889	23.027	1'39.745	<b>281,3</b>	9:48'27.702
3	31.958	14.542	28.002	22.851	1'37.353	<b>281,3</b>	9:50'12.410	3	32.407	14.939	28.646	22.725	1'38.717	279,8	9:50'06.419
4	31.938	14.506	27.984	22.216	1'36.644C	279,8	9:51'49.054	4	32.153	15.045	28.320	22.778	1'38.296C	276,2	9:51'44.715
5	35.973	16.634	31.245	35.073	1'58.925CP	240,5	9:53'47.979	5	35.986	17.252	31.082	35.003	1'59.323CP	240,5	9:53'44.038
6	5'50.780	14.789	28.330	22.420	6'56.319P	277,6	10:00'44.298	6	4'49.164	14.900	28.218	22.801	5'55.083P	276,9	9:59'39.121
7	31.943	14.563	27.968	22.258	1'36.732	279,8	10:02'21.030	7	32.471	14.870	28.146	22.578	1'38.065C	276,9	10:01'17.186
8	31.980	14.506	28.040	22.234	1'36.760	279,1	10:03'57.790	8	32.248	14.745	28.235	22.602	1'37.830	276,9	10:02'55.016
9	31.948	14.510	28.007	22.179	1'36.644	279,1	10:05'34.434	9	33.211	15.334	29.391	33.454	1'51.390P	271,4	10:04'46.406
10	37.050	14.914	28.892	34.760	1'55.616P	274,8	10:07'30.050	10	8'10.067	15.248	28.366	22.693	9'16.374P	271,4	10:14'02.780
11	8'45.099	14.808	28.271	22.477	9'50.655P	275,5	10:17'20.705	11	31.993	14.812	28.251	22.525	1'37.581	274,1	10:15'40.361
12	32.059	14.599	28.324	22.387	1'37.369	<b>281,3</b>	10:18'58.074	12	32.955	15.300	28.922	22.880	1'40.057	269,3	10:17'20.418
13	<b>31.838</b>	14.509	28.184	22.236	1'36.767	278,4	10:20'34.841	13	32.071	14.875	28.637	31.964	1'47.547P	274,8	10:19'07.965
14	31.968	14.652	28.306	33.541	1'48.467P	278,4	10:22'23.308	14	2'09.631	15.102	31.310	26.355	3'22.398P	270,7	10:22'30.363
15	3'10.253	14.811	32.566	26.851	4'24.481P	275,5	10:26'47.789	15	31.798	14.643	<b>27.824</b>	22.289	<b>1'36.554</b>	278,4	10:24'06.917
16	31.946	14.440	27.916	22.144	1'36.446	280,5	10:28'24.235	16	35.563	15.443	28.091	22.229	1'41.326	258,4	10:25'48.243
17	31.902	14.491	<b>27.884</b>	22.082	<b>1'36.359</b>	279,8	10:30'00.594	17	<b>31.779</b>	<b>14.623</b>	28.674	22.451	1'37.527	278,4	10:27'25.770
18	31.850	<b>14.413</b>	28.023	22.110	1'36.396	280,5	10:31'36.990	18	31.877	14.731	28.107	22.342	1'37.057	276,2	10:29'02.827
								19	31.944	14.748	28.150	22.512	1'37.354	274,8	10:30'40.181

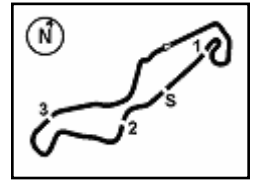
20/04/2018 P = Pits In/Out - C = Lap Time Cancelled

These data/results cannot be reproduced, stored and/or transmitted in whole or in part by any manner of electronic, mechanical, photocopying, recording, broadcasting or otherwise now known or herein after developed without the previous express consent by the copyright owner, except for reproduction in daily press and regular printed publications on sale to the public within 60 days of the event related to those data/results and always provided that copyright symbol appears together as follows below.

© DORNA WSBK ORGANIZATION Srl 2018







## Dutch Round, 20-21-22 April 2018

### World Superbike - Chronological Analysis Free Practice 1st Session

TT Circuit Assen 4.542 m

2 / 4

7° 22 A. LOWES (1'36.567)							
Lap	Seg.1	Seg.2	Seg.3	Seg.4	Lap Time	km/h	Local Time
1		15.594	29.412	23.497		278,4	9:47'08.003
2	33.159	14.885	28.483	22.734	1'39.261	280,5	9:48'47.264
3	32.038	14.698	28.750	23.607	1'39.093	<b>283,5</b>	9:50'26.357
4	32.254	14.626	28.214	22.423	1'37.517C	<b>283,5</b>	9:52'03.874
5	35.739	15.420	30.720	37.183	1'59.062CP	<b>283,5</b>	9:54'02.936
6	5'40.882	15.187	28.778	22.796	6'47.643P	278,4	10:00'50.579
7	31.993	14.725	28.300	22.536	1'37.554	280,5	10:02'28.133
8	32.022	14.700	28.435	22.634	1'37.791	280,5	10:04'05.924
9	34.453	15.947	29.574	35.131	1'55.105P	260,9	10:06'01.029
10	10'48.779	15.405	28.912	22.780	11'55.876P	274,1	10:17'56.905
11	32.070	14.711	28.127	22.342	1'37.250	279,1	10:19'34.155
12	31.929	14.629	<b>28.031</b>	22.314	1'36.903	279,8	10:21'11.058
13	31.832	14.568	28.258	22.390	1'37.048	281,3	10:22'48.106
14	<b>31.708</b>	14.596	28.100	22.238	1'36.642	281,3	10:24'24.748
15	44.594	15.767	28.367	22.529	1'51.257	262,8	10:26'16.005
16	31.739	<b>14.507</b>	28.144	22.177	<b>1'36.567</b>	281,3	10:27'52.572
17	31.723	14.667	28.289	22.217	1'36.896	282,7	10:29'29.468
18	31.891	14.657	28.322	22.481	1'37.351	279,1	10:31'06.819

8° 33 M. MELANDRI (1'36.570)							
Lap	Seg.1	Seg.2	Seg.3	Seg.4	Lap Time	km/h	Local Time
1		15.725	29.860	24.244		278,4	9:46'56.022
2	34.688	14.932	28.924	22.537	1'41.081	283,5	9:48'37.103
3	32.007	14.479	28.136	22.553	1'37.175	<b>285,0</b>	9:50'14.278
4	34.176	14.735	28.371	22.649	1'39.931C	282,0	9:51'54.209
5	34.867	15.429	31.003	33.712	1'55.011CP	274,8	9:53'49.220
6	6'00.171	15.273	28.845	22.789	7'07.078P	278,4	10:00'56.298
7	31.884	14.551	28.142	22.251	1'36.828	282,0	10:02'33.126
8	31.862	14.500	31.887	34.696	1'52.945P	282,0	10:04'26.071
9	8'04.841	15.070	28.790	22.691	9'11.392P	279,1	10:13'37.463
10	31.962	14.623	28.078	24.210	1'38.873C	280,5	10:15'16.336
11	33.846	15.170	28.502	22.900	1'40.418C	277,6	10:16'56.754
12	33.453	14.715	28.534	32.421	1'49.123P	279,8	10:18'45.877
13	6'50.102	14.858	28.539	24.702	7'58.201P	284,2	10:26'44.078
14	33.760	16.069	29.826	22.563	1'42.218	270,7	10:28'26.296
15	<b>31.841</b>	14.461	27.998	22.270	<b>1'36.570</b>	282,7	10:30'02.866
16	31.913	<b>14.427</b>	<b>27.951</b>	22.280	1'36.571	283,5	10:31'39.437

9° 81 J. TORRES (1'36.583)							
Lap	Seg.1	Seg.2	Seg.3	Seg.4	Lap Time	km/h	Local Time
1		17.064	30.821	23.876		263,4	9:47'04.162
2	34.101	15.480	29.012	23.128	1'41.721	269,3	9:48'45.883
3	32.610	15.181	28.892	22.750	1'39.433	276,9	9:50'25.316
4	32.470	14.840	28.250	22.686	1'38.246C	277,6	9:52'03.562
5	34.416	15.349	30.140	35.312	1'55.217CP	265,4	9:53'58.779
6	5'35.399	15.228	28.915	22.767	6'42.309P	272,0	10:00'41.088
7	32.295	14.834	28.095	22.463	1'37.687	276,2	10:02'18.775
8	31.957	14.702	28.084	22.439	1'37.182	275,5	10:03'55.957
9	32.041	14.754	28.063	22.513	1'37.371	275,5	10:05'33.328
10	32.546	15.296	28.444	22.651	1'38.937	268,0	10:07'12.265
11	31.931	14.764	28.108	22.489	1'37.292	274,8	10:08'49.557
12	32.944	15.072	28.501	34.529	1'51.046P	269,3	10:10'40.603
13	10'55.497	15.743	28.883	22.819	12'02.942P	271,4	10:22'43.545
14	31.951	14.549	<b>27.774</b>	22.309	<b>1'36.583</b>	279,8	10:24'20.128
15	31.900	14.858	29.780	22.471	1'39.009	<b>282,0</b>	10:25'59.137
16	31.752	14.474	28.226	22.266	1'36.718	280,5	10:27'35.855
17	<b>31.741</b>	<b>14.473</b>	28.105	22.321	1'36.640	280,5	10:29'12.495
18	31.952	14.823	28.447	22.383	1'37.605	<b>282,0</b>	10:30'50.100

10° 21 M. RINALDI (1'36.615)							
Lap	Seg.1	Seg.2	Seg.3	Seg.4	Lap Time	km/h	Local Time
1							

1						16.560	30.468	23.854	271,4	9:47'23.957	
2	33.646					15.230	29.068	23.215	1'41.159	278,4	9:49'05.116
3	32.746					15.011	28.679	22.813	1'39.249	<b>280,5</b>	9:50'44.365
4	32.544					14.937	28.869	36.793	1'53.143CP	<b>280,5</b>	9:52'37.508
5	5'59.433					14.996	28.994	22.947	7'06.370P	279,1	9:59'43.878
6	32.206					15.032	28.163	23.088	1'38.489	279,8	10:01'22.367
7	32.366					14.823	28.269	22.627	1'38.085	279,1	10:03'00.452
8	32.459					14.748	28.230	22.776	1'38.213	279,8	10:04'38.665
9	35.229					15.856	29.863	35.252	1'56.200P	274,1	10:06'34.865
10	8'28.875					15.253	28.704	22.685	9'35.517P	276,9	10:16'10.382
11	32.340					14.894	28.026	22.541	1'37.801	276,9	10:17'48.183
12	32.010					14.659	28.033	22.559	1'37.261	279,8	10:19'25.444
13	31.944					14.685	27.940	22.427	1'36.996	279,1	10:21'02.440
14	31.945					14.709	27.943	22.372	1'36.969	279,8	10:22'39.409
15	32.018					14.682	28.100	22.567	1'37.367	279,1	10:24'16.776
16	40.637					16.974	29.953	22.995	1'50.559	246,6	10:26'07.335
17	<b>31.840</b>					<b>14.515</b>	<b>27.817</b>	22.443	<b>1'36.615</b>	279,1	10:27'43.950
18	31.972					16.188	31.241	36.038	1'55.439P	239,5	10:29'39.389

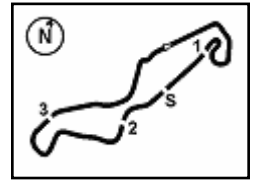
11° 36 L. MERCADO (1'37.196)								
Lap	Seg.1	Seg.2	Seg.3	Seg.4	Lap Time	km/h	Local Time	
1		15.959	29.886	24.140		268,7	9:46'47.736	
2	32.724		15.083	28.637	22.976	1'39.420	277,6	9:48'27.156
3	33.034		15.150	28.788	23.051	1'40.023	271,4	9:50'07.179
4	32.395		14.792	28.404	22.643	1'38.234C	277,6	9:51'45.413
5	35.351		16.502	31.058	34.978	1'57.889CP	254,1	9:53'43.302
6	5'28.132		15.392	28.567	22.779	6'34.870P	270,7	10:00'18.172
7	32.320		14.750	28.336	22.730	1'38.136	<b>279,1</b>	10:01'56.308
8	32.160		14.718	28.455	22.663	1'37.996	278,4	10:03'34.304
9	36.404		15.139	30.295	22.629	1'44.467	270,0	10:05'18.771
10	32.346		14.809	28.522	22.565	1'38.242	276,9	10:06'57.013
11	35.123		15.158	28.875	33.274	1'52.430P	273,4	10:08'49.443
12	7'38.467		15.790	29.167	22.678	8'46.102P	265,4	10:17'35.545
13	34.200		15.489	30.106	24.161	1'43.956	270,0	10:19'19.501
14	<b>31.998</b>	<b>14.664</b>	<b>28.169</b>	22.365	<b>1'37.196</b>	276,2	10:20'56.697	
15	32.275		14.729	28.324	22.323	1'37.651	275,5	10:22'34.348
16	32.538		14.905	28.564	22.633	1'38.640	273,4	10:24'12.988
17	43.262		17.325	35.261	24.165	2'00.013	229,3	10:26'13.001
18	32.275		14.681	28.392	22.597	1'37.945	275,5	10:27'50.946
19	32.611		16.349	31.950	22.641	1'43.551	271,4	10:29'34.497
20	32.367		14.863	28.533	23.332	1'39.095	272,7	10:31'13.592

12° 32 L. SAVADORI (1'37.240)								
Lap	Seg.1	Seg.2	Seg.3	Seg.4	Lap Time	km/h	Local Time	
1		15.517	30.034	22.911		275,5	9:46'52.283	
2							9:48'29.827	
3							9:51'12.189	
4	11'24.522		15.077	29.612	22.973	12'32.184P	274,1	10:03'44.373
5	32.432		14.737	28.279	22.526	1'37.974	276,9	10:05'22.347
6	<b>31.883</b>		14.717	28.275	22.365	<b>1'37.240</b>	<b>278,4</b>	10:06'59.587
7	31.949		14.796	28.283	22.405	1'37.433	275,5	10:08'37.020
8	32.140		14.734	28.260	22.464	1'37.598	276,2	10:10'14.618
9	32.132		14.758	28.491	22.462	1'37.843	276,9	10:11'52.461
10	34.705		15.431	30.084	33.041	1'53.261P	268,7	10:13'45.722
11	8'02.267		16.724	34.912	23.164	9'17.067P	266,0	10:23'02.789
12	32.110		14.821	<b>28.173</b>	22.518	1'37.622	276,9	10:24'40.411
13	32.122		<b>14.693</b>	28.276	22.433	1'37.524	277,6	10:26'17.935
14	32.071		14.735	28.265	22.423	1'37.494	277,6	10:27'55.429
15	32.049		14.756	28.354	22.703	1'37.862	276,9	10:29'33.291
16	35.998		15.462	31.160	23.208	1'45.828	271,4	10:31'19.119

13° 45 J. GAGNE (1'37.257)							
Lap	Seg.1	Seg.2	Seg.3	Seg.4	Lap Time	km/h	Local Time
1		16.078	29.745	24.093		261,5	9:46'47.825

20/04/2018 P = Pits In/Out - C = Lap Time Cancelled

These data/results cannot be reproduced, stored and/or transmitted in whole or in part by any manner of electronic, mechanical, photocopying, recording, broadcasting or otherwise now known or herein after developed without the previous express consent by the copyright owner, except for reproduction in daily press and regular printed publications on sale to the public within 60 days of the event related to those data/results and always provided that copyright symbol appears together as follows below.



## Dutch Round, 20-21-22 April 2018 World Superbike - Chronological Analysis Free Practice 1st Session

TT Circuit Assen 4.542 m

3 / 4

2	33.400	15.038	28.768	23.035	1'40.241	277,6	9:48'28.066	1	15.572	28.938	23.316	271,4	9:46'49.416		
3	32.533	14.936	28.695	23.331	1'39.495	282,7	9:50'07.561	2	32.457	15.006	28.730	23.229	1'39.422	277,6	9:48'28.838
4	32.648	14.798	28.408	22.899	1'38.753C	<b>285,0</b>	9:51'46.314	3	32.351	14.877	28.397	22.982	1'38.607	279,1	9:50'07.445
5	34.918	16.288	29.690	36.412	1'57.308CP	260,2	9:53'43.622	4	32.307	<b>14.798</b>	28.449	22.597	1'38.151C	<b>280,5</b>	9:51'45.596
6	5'19.033	15.315	28.806	22.971	6'26.125P	272,0	10:00'09.747	5	35.486	17.279	30.835	34.372	1'57.972CP	233,3	9:53'43.568
7	32.504	14.883	28.773	22.571	1'38.731	276,9	10:01'48.478	6	7'10.735	15.111	28.822	22.898	8'17.566P	274,8	10:02'01.134
8	32.376	14.941	28.930	22.755	1'39.002	274,1	10:03'27.480	7	32.194	14.970	28.785	22.797	1'38.746	274,1	10:03'39.880
9	32.541	14.936	28.844	22.738	1'39.059	274,8	10:05'06.539	8	32.150	14.862	28.556	23.050	1'38.618	274,8	10:05'18.498
10	32.493	14.887	28.852	22.675	1'38.907	274,1	10:06'45.446	9	32.118	14.873	28.551	22.771	1'38.313	275,5	10:06'56.811
11	32.352	14.894	28.695	22.768	1'38.709	273,4	10:08'24.155	10	35.925	15.243	28.500	23.176	1'42.844	268,0	10:08'39.655
12	33.737	15.333	29.391	34.760	1'53.221P	262,1	10:10'17.376	11	33.120	15.036	28.449	22.808	1'39.413	270,7	10:10'19.068
13	7'58.537	15.219	28.909	22.680	9'05.345P	268,7	10:19'22.721	12	32.053	14.970	28.618	32.870	1'48.511P	273,4	10:12'07.579
14	<b>32.062</b>	14.630	<b>28.227</b>	22.338	<b>1'37.257</b>	275,5	10:20'59.978	13	5'39.023	15.887	28.691	22.628	6'46.229P	262,1	10:18'53.808
15	32.094	<b>14.589</b>	28.309	22.518	1'37.510	277,6	10:22'37.488	14	32.306	14.981	28.447	22.740	1'38.474	273,4	10:20'32.282
16	34.901	14.652	28.320	22.571	1'40.444	279,1	10:24'17.932	15	31.904	14.884	28.279	22.558	<b>1'37.625</b>	273,4	10:22'09.907
17	32.094	14.622	28.344	23.102	1'38.162	276,9	10:25'56.094	16	<b>31.870</b>	14.876	<b>28.246</b>	22.736	1'37.728	272,7	10:23'47.635
18	32.154	14.672	28.344	22.517	1'37.687	276,2	10:27'33.781	17	35.189	17.937	35.756	23.403	1'52.285C	250,0	10:25'39.920
19	32.139	14.660	28.451	22.758	1'38.008	276,2	10:29'11.789	18	31.919	14.885	28.301	23.245	1'38.350	273,4	10:27'18.270
20	32.413	14.932	28.944	22.562	1'38.851	274,8	10:30'50.640								

14° 99 P. JACOBSEN (1'37.432)							
Lap	Seg.1	Seg.2	Seg.3	Seg.4	Lap Time	km/h	Local Time
1		16.088	29.849	23.673		272,0	9:46'48.133
2	33.328	15.228	28.665	22.860	1'40.081	276,9	9:48'28.214
3	32.547	14.976	29.284	22.855	1'39.662	279,1	9:50'07.876
4	33.706	15.120	28.786	22.838	1'40.450C	<b>283,5</b>	9:51'48.326
5	36.297	16.473	30.567	35.208	1'58.545CP	266,0	9:53'46.871
6	10'22.249	15.242	28.702	23.130	11'29.323P	276,9	10:05'16.194
7	32.084	14.981	28.340	22.746	1'38.151	280,5	10:06'54.345
8	32.205	14.941	28.450	22.496	1'38.092	281,3	10:08'32.437
9	32.315	14.913	28.468	22.803	1'38.499	278,4	10:10'10.936
10	32.136	14.937	<b>28.322</b>	22.492	1'37.887	279,1	10:11'48.823
11	33.475	15.344	29.271	34.175	1'52.265P	274,8	10:13'41.088
12	9'57.261	15.187	28.768	22.633	11'03.849P	278,4	10:24'44.937
13	<b>31.822</b>	<b>14.767</b>	28.394	22.449	<b>1'37.432</b>	281,3	10:26'22.369
14	32.124	14.927	28.515	22.581	1'38.147	282,0	10:28'00.516
15	32.759	15.214	31.747	23.292	1'43.012	279,8	10:29'43.528
16	33.319	15.247	29.149	22.805	1'40.520	279,8	10:31'24.048

17° 34 D. GIUGLIANO (1'37.744)							
Lap	Seg.1	Seg.2	Seg.3	Seg.4	Lap Time	km/h	Local Time
1		16.038	30.375	23.958		274,1	9:46'47.278
2	32.909	15.344	33.163	23.695	1'45.111	280,5	9:48'32.389
3	32.483	15.200	29.330	23.076	1'40.089	278,4	9:50'12.478
4	32.406	14.776	28.556	22.674	1'38.412C	<b>284,2</b>	9:51'50.890
5	38.283	17.051	32.142	36.387	2'03.863CP	230,3	9:53'54.753
6	7'25.063	20.666	34.346	36.563	8'56.638P	155,2	10:02'51.391
7	2'04.695	15.200	28.917	23.106	3'11.918P	275,5	10:06'03.309
8	32.349	14.821	28.832	22.646	1'38.648	279,8	10:07'41.957
9	32.216	14.720	28.667	22.754	1'38.357	279,8	10:09'20.314
10	32.387	14.841	28.568	22.764	1'38.560	279,8	10:10'58.874
11	35.985	17.816	33.684	34.760	2'02.245P	221,3	10:13'01.119
12	6'32.704	16.846	33.337	25.655	7'48.542P	237,4	10:20'49.661
13	32.284	14.662	<b>28.428</b>	22.652	1'38.026	280,5	10:22'27.687
14	32.232	14.785	28.685	23.008	1'38.710	280,5	10:24'06.397
15	39.545	15.476	36.249	23.059	1'54.329	273,4	10:26'00.726
16	32.305	<b>14.576</b>	28.617	22.394	1'37.892	282,7	10:27'38.618
17	32.148	14.635	28.541	22.420	<b>1'37.744</b>	281,3	10:29'16.362
18	<b>32.123</b>	14.770	28.602	22.659	1'38.154	281,3	10:30'54.516

15° 54 T. RAZGATLIOGLU (1'37.433)							
Lap	Seg.1	Seg.2	Seg.3	Seg.4	Lap Time	km/h	Local Time
1		16.137	30.157	24.464		267,3	9:47'06.873
2	32.778	15.078	28.426	22.727	1'39.009	276,9	9:48'45.882
3	32.365	14.890	29.096	22.854	1'39.205	275,5	9:50'25.087
4	<b>32.107</b>	14.830	28.362	22.722	1'38.021C	275,5	9:52'03.108
5	35.674	15.324	29.616	35.671	1'56.285CP	267,3	9:53'59.393
6	6'44.979	15.101	28.587	22.724	7'51.391P	271,4	10:01'50.784
7	32.407	14.919	28.877	24.014	1'40.217	274,8	10:03'31.001
8	32.671	14.985	28.294	22.567	1'38.517	276,2	10:05'09.518
9	32.122	14.714	28.189	22.408	<b>1'37.433</b>	<b>277,6</b>	10:06'46.951
10	32.247	14.721	<b>28.086</b>	22.410	1'37.464	<b>277,6</b>	10:08'24.415
11	32.695	14.881	28.614	34.421	1'50.611P	274,1	10:10'15.026
12	6'12.284	15.724	29.091	23.044	7'20.143P	267,3	10:17'35.169
13	34.667	15.625	29.009	23.860	1'43.161	268,0	10:19'18.330
14	32.162	<b>14.678</b>	28.194	22.421	1'37.455	276,2	10:20'55.785
15	32.226	14.710	28.444	22.506	1'37.886	276,9	10:22'33.671
16	39.838	14.847	28.357	22.827	1'45.869	276,9	10:24'19.540
17	32.313	14.829	28.756	22.700	1'38.598	276,2	10:25'58.138
18	32.415	14.822	28.723	22.310	1'38.270	276,2	10:27'36.408
19	32.157	14.733	28.536	22.397	1'37.823	<b>277,6</b>	10:29'14.231
20	32.360	14.787	28.577	22.435	1'38.159	276,9	10:30'52.390

18° 68 Y. HERNANDEZ (1'38.479)							
Lap	Seg.1	Seg.2	Seg.3	Seg.4	Lap Time	km/h	Local Time
1		16.138	29.610	24.292		266,0	9:47'09.410
2	33.206	15.440	29.144	24.749	1'42.539	274,1	9:48'51.949
3	33.080	15.311	28.954	23.581	1'40.926	274,1	9:50'32.875
4	32.740	15.287	28.355	34.083	1'50.465CP	274,8	9:52'23.340
5	7'51.531	15.438	28.883	23.741	8'59.593P	273,4	10:01'22.933
6	32.685	15.063	28.470	23.093	1'39.311	276,2	10:03'02.244
7	32.406	15.030	28.395	22.897	1'38.728	<b>276,9</b>	10:04'40.972
8	32.390	15.092	<b>28.254</b>	22.957	1'38.693	272,7	10:06'19.665
9	32.571	15.123	28.498	23.134	1'39.326	271,4	10:07'58.991
10	32.662	14.989	28.494	33.904	1'50.049P	273,4	10:09'49.040
11	7'30.578	15.368	29.084	23.557	8'38.587P	272,7	10:18'27.627
12	32.527	15.059	28.469	23.179	1'39.234	274,1	10:20'06.861
13	32.435	15.020	28.454	22.995	1'38.904	273,4	10:21'45.765
14	32.348	15.094	28.420	23.023	1'38.885	273,4	10:23'24.650
15	<b>32.270</b>	<b>14.984</b>	28.350	22.875	<b>1'38.479</b>	274,8	10:25'03.129
16	32.411	15.013	28.425	25.871	1'41.720	275,5	10:26'44.849
17	32.282	14.987	28.349	33.108	1'48.726P	274,8	10:28'33.575

16° 40 R. RAMOS (1'37.625)							
Lap	Seg.1	Seg.2	Seg.3	Seg.4	Lap Time	km/h	Local Time
1		16.366	30.204	24.133		262,1	9:46'45.831
2	33.696	15.368	28.886	23.213	1'41.163	270,7	9:48'26.994

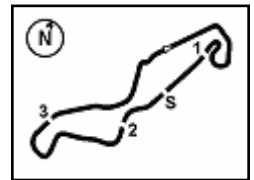
19° 37 O. JEZEK (1'39.231)							
Lap	Seg.1	Seg.2	Seg.3	Seg.4	Lap Time	km/h	Local Time
1		16.366	30.204	24.133		262,1	9:46'45.831
2	33.696	15.368	28.886	23.213	1'41.163	270,7	9:48'26.994

20/04/2018 P = Pits In/Out - C = Lap Time Cancelled

These data/results cannot be reproduced, stored and/or transmitted in whole or in part by any manner of electronic, mechanical, photocopying, recording, broadcasting or otherwise now known or herein after developed without the previous express consent by the copyright owner, except for reproduction in daily press and regular printed publications on sale to the public within 60 days of the event related to those data/results and always provided that copyright symbol appears together as follows below.

© DORNA WSBK ORGANIZATION Srl 2018





TT Circuit Assen 4.542 m

4 / 4

3	32.812	15.155	29.075	23.334	1'40.376	270,7	9:50'07.370
4	32.730	15.217	28.603	22.944	1'39.494C	<b>277,6</b>	9:51'46.864
5	35.610	18.018	30.338	34.174	1'58.140CP	211,4	9:53'45.004
6	12'54.003	15.941	29.639	23.528	14'03.111P	264,7	10:07'48.115
7	32.981	15.211	28.911	23.041	1'40.144	268,0	10:09'28.259
8	32.579	15.182	28.866	23.133	1'39.760	270,0	10:11'08.019
9	<b>32.469</b>	15.177	28.638	23.160	1'39.444	269,3	10:12'47.463
10	34.366	15.650	29.585	33.026	1'52.627P	261,5	10:14'40.090
11	12'21.398	15.950	29.418	23.297	13'30.063P	266,0	10:28'10.153
12	32.552	15.167	28.752	23.146	1'39.617	270,0	10:29'49.770
13	32.535	<b>15.136</b>	<b>28.577</b>	22.983	<b>1'39.231</b>	270,7	10:31'29.001

20/04/2018 P = Pits In/Out - C = Lap Time Cancelled

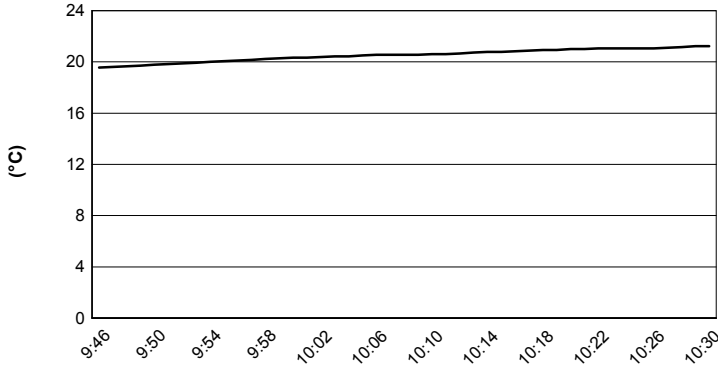
These data/results cannot be reproduced, stored and/or transmitted in whole or in part by any manner of electronic, mechanical, photocopying, recording, broadcasting or otherwise now known or herein after developed without the previous express consent by the copyright owner, except for reproduction in daily press and regular printed publications on sale to the public within 60 days of the event related to those data/results and always provided that copyright symbol appears together as follows below.

© DORNA WSBK ORGANIZATION Srl 2018

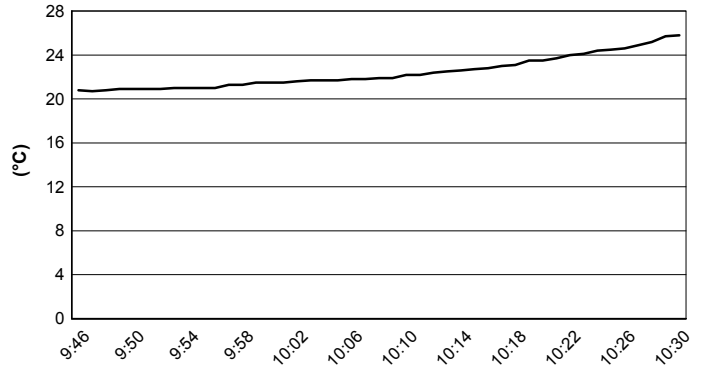


**Dutch Round, 20-21-22 April 2018**  
**World Superbike - Weather Report Free Practice 1st Session**  
 Session started 09:45 - Session ended 10:32

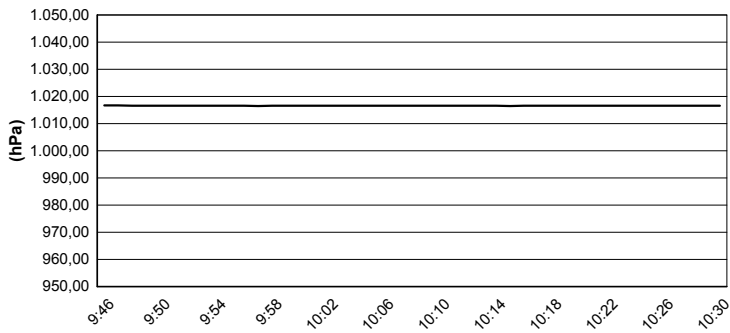
### Air Temperature



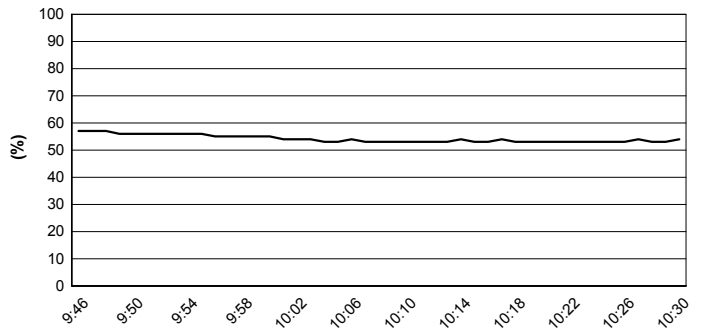
### Track Temperature



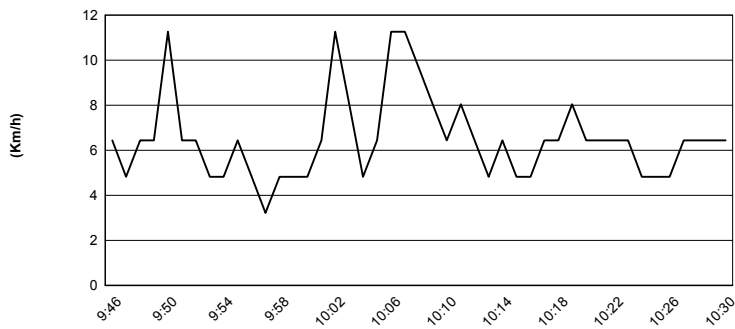
### Air Pressure



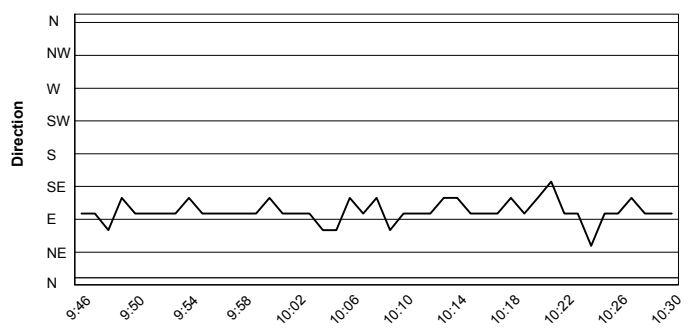
### Humidity



### Wind Speed



### Wind Direction



20/04/2018

These data/results cannot be reproduced, stored and/or transmitted in whole or in part by any manner of electronic, mechanical, photocopying, recording, broadcasting or otherwise now known or herein after developed without the previous express consent by the copyright owner, except for reproduction in daily press and regular printed publications on sale to the public within 60 days of the event related to those data/results and always provided that copyright symbol appears together as follows below.

© DORNA WSBK ORGANIZATION Srl 2018