

## Dutch Round, 20-21-22 April 2018

### World Superbike - Free Practices Combined Results

TT Circuit Assen 4.542 m

No.	Rider	Nat	Team	Bike	Class	FP1	FP2	FP3	Time	Gap	Rel.	Avg Laps
1	<b>1 J. REA</b>	GBR	Kawasaki Racing Team WorldSBK	Kawasaki ZX-10RR		1'35.662	<b>1'35.630</b>		<b>1'35.630</b>			170,984 37
2	<b>66 T. SYKES</b>	GBR	Kawasaki Racing Team WorldSBK	Kawasaki ZX-10RR		1'36.380	<b>1'35.708</b>		<b>1'35.708</b>	0.078	0.078	170,845 30
3	<b>60 M. VAN DER MARK</b>	NED	Pata Yamaha Official WorldSBK Team	Yamaha YZF R1		<b>1'35.931</b>	1'36.418		<b>1'35.931</b>	0.301	0.223	170,448 36
4	<b>33 M. MELANDRI</b>	ITA	Aruba.it Racing - Ducati	Ducati Panigale R		1'36.570	<b>1'35.971</b>		<b>1'35.971</b>	0.341	0.040	170,376 30
5	<b>81 J. TORRES</b>	ESP	MV Agusta Reparto Corse	MV Agusta 1000 F4		1'36.583	<b>1'36.002</b>		<b>1'36.002</b>	0.372	0.031	170,321 34
6	<b>32 L. SAVADORI</b>	ITA	Milwaukee Aprilia	Aprilia RSV4 RF		1'37.240	<b>1'36.041</b>		<b>1'36.041</b>	0.411	0.039	170,252 29
7	<b>12 X. FORES</b>	ESP	Barni Racing Team	Ducati Panigale R	IND	1'36.359	<b>1'36.072</b>		<b>1'36.072</b>	0.442	0.031	170,197 29
8	<b>76 L. BAZ</b>	FRA	GULF ALTHEA BMW Racing Team	BMW S 1000 RR		1'36.554	<b>1'36.121</b>		<b>1'36.121</b>	0.491	0.049	170,111 35
9	<b>22 A. LOWES</b>	GBR	Pata Yamaha Official WorldSBK Team	Yamaha YZF R1		1'36.567	<b>1'36.146</b>		<b>1'36.146</b>	0.516	0.025	170,066 33
10	<b>7 C. DAVIES</b>	GBR	Aruba.it Racing - Ducati	Ducati Panigale R		1'36.478	<b>1'36.297</b>		<b>1'36.297</b>	0.667	0.151	169,800 34
11	<b>54 T. RAZGATLIOGLU</b>	TUR	Kawasaki Puccetti Racing	Kawasaki ZX-10RR	IND	1'37.433	<b>1'36.425</b>		<b>1'36.425</b>	0.795	0.128	169,574 33
12	<b>99 P. JACOBSEN</b>	USA	TripleM Honda World Superbike Team	Honda CBR1000RR	IND	1'37.432	<b>1'36.433</b>		<b>1'36.433</b>	0.803	0.008	169,560 26
13	<b>21 M. RINALDI</b>	ITA	Aruba.it Racing - Junior Team	Ducati Panigale R	IND	1'36.615	<b>1'36.547</b>		<b>1'36.547</b>	0.917	0.114	169,360 28
14	<b>34 D. GIUGLIANO</b>	ITA	Milwaukee Aprilia	Aprilia RSV4 RF		1'37.744	<b>1'36.726</b>		<b>1'36.726</b>	1.096	0.179	169,047 32
15	<b>68 Y. HERNANDEZ</b>	COL	Team Pedercini Racing	Kawasaki ZX-10RR	IND	1'38.479	<b>1'36.938</b>		<b>1'36.938</b>	1.308	0.212	168,677 31
16	<b>40 R. RAMOS</b>	ESP	Team GoEleven Kawasaki	Kawasaki ZX-10RR	IND	1'37.625	<b>1'37.038</b>		<b>1'37.038</b>	1.408	0.100	168,503 34
17	<b>36 L. MERCADO</b>	ARG	Orelac Racing VerdNatura	Kawasaki ZX-10RR	IND	<b>1'37.196</b>	1'37.524		<b>1'37.196</b>	1.566	0.158	168,229 23
18	<b>45 J. GAGNE</b>	USA	Red Bull Honda World Superbike Team	Honda CBR1000RR		<b>1'37.257</b>	1'37.415		<b>1'37.257</b>	1.627	0.061	168,124 26
19	<b>37 O. JEZEK</b>	CZE	Guandalini Racing	Yamaha YZF R1	IND	1'39.231	<b>1'38.493</b>		<b>1'38.493</b>	2.863	1.236	166,014 20

20/04/2018

These data/results cannot be reproduced, stored and/or transmitted in whole or in part by any manner of electronic, mechanical, photocopying, recording, broadcasting or otherwise now known or herein after developed without the previous express consent by the copyright owner, except for reproduction in daily press and regular printed publications on sale to the public within 60 days of the event related to those data/results and always provided that copyright symbol appears together as follows below.

© DORNA WSBK ORGANIZATION Srl 2018

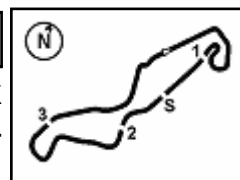
FIKX PERUGIA TIMING



Official Tyre Supplier



Official Timekeeper



TT Circuit Assen 4.542 m

1 / 2

## Dutch Round, 20-21-22 April 2018 World Superbike - Results Free Practice 2nd Session

No.	Rider	Nat	Team	Bike	Class	Time	Gap	Rel.	Laps	Speed	
										Avg	Max
1	1 J. REA	GBR	Kawasaki Racing Team WorldSBK	Kawasaki ZX-10RR		<b>1'35.630</b>			21	170,984	<b>281,3</b>
2	66 T. SYKES	GBR	Kawasaki Racing Team WorldSBK	Kawasaki ZX-10RR		<b>1'35.708</b>	0.078	0.078	14	170,845	<b>277,6</b>
3	33 M. MELANDRI	ITA	Aruba.it Racing - Ducati	Ducati Panigale R		<b>1'35.971</b>	0.341	0.263	15	170,376	<b>282,0</b>
4	81 J. TORRES	ESP	MV Agusta Reparto Corse	MV Agusta 1000 F4		<b>1'36.002</b>	0.372	0.031	17	170,321	<b>279,1</b>
5	32 L. SAVADORI	ITA	Milwaukee Aprilia	Aprilia RSV4 RF		<b>1'36.041</b>	0.411	0.039	14	170,252	<b>276,2</b>
6	12 X. FORES	ESP	Barni Racing Team	Ducati Panigale R	IND	<b>1'36.072</b>	0.442	0.031	12	170,197	<b>277,6</b>
7	76 L. BAZ	FRA	GULF ALTHEA BMW Racing Team	BMW S 1000 RR		<b>1'36.121</b>	0.491	0.049	17	170,111	<b>274,8</b>
8	22 A. LOWES	GBR	Pata Yamaha Official WorldSBK Team	Yamaha YZF R1		<b>1'36.146</b>	0.516	0.025	16	170,066	<b>282,7</b>
9	7 C. DAVIES	GBR	Aruba.it Racing - Ducati	Ducati Panigale R		<b>1'36.297</b>	0.667	0.151	15	169,800	<b>276,9</b>
10	60 M. VAN DER MARK	NED	Pata Yamaha Official WorldSBK Team	Yamaha YZF R1		<b>1'36.418</b>	0.788	0.121	17	169,587	<b>279,1</b>
11	54 T. RAZGATLIOGLU	TUR	Kawasaki Puccetti Racing	Kawasaki ZX-10RR	IND	<b>1'36.425</b>	0.795	0.007	14	169,574	<b>275,5</b>
12	99 P. JACOBSEN	USA	TripleM Honda World Superbike Team	Honda CBR1000RR	IND	<b>1'36.433</b>	0.803	0.008	11	169,560	<b>282,7</b>
13	21 M. RINALDI	ITA	Aruba.it Racing - Junior Team	Ducati Panigale R	IND	<b>1'36.547</b>	0.917	0.114	11	169,360	<b>281,3</b>
14	34 D. GIUGLIANO	ITA	Milwaukee Aprilia	Aprilia RSV4 RF		<b>1'36.726</b>	1.096	0.179	15	169,047	<b>280,5</b>
15	68 Y. HERNANDEZ	COL	Team Pedercini Racing	Kawasaki ZX-10RR	IND	<b>1'36.938</b>	1.308	0.212	15	168,677	<b>274,8</b>
16	40 R. RAMOS	ESP	Team GoEleven Kawasaki	Kawasaki ZX-10RR	IND	<b>1'37.038</b>	1.408	0.100	17	168,503	<b>273,4</b>
17	45 J. GAGNE	USA	Red Bull Honda World Superbike Team	Honda CBR1000RR		<b>1'37.415</b>	1.785	0.377	7	167,851	<b>276,2</b>
18	36 L. MERCADO	ARG	Orelac Racing VerdNatura	Kawasaki ZX-10RR	IND	<b>1'37.524</b>	1.894	0.109	4	167,663	<b>274,8</b>
19	37 O. JEZEK	CZE	Guandalini Racing	Yamaha YZF R1	IND	<b>1'38.493</b>	2.863	0.969	8	166,014	<b>269,3</b>

Qualifying Lap Time (107% of 1'35.630): 1'42.325

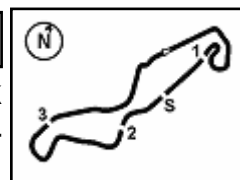
AIR	Humidity:	46%	Temp:	25°C
TRACK	Condition:	Dry	Temp:	31°C

Records	Pole (SP2)	2017	J.Rea	1'33.505	174,870	Km/h
	Race (RC1)	2017	J.Rea	1'34.880	172,340	Km/h
	Circuit (SP2)	2017	J.Rea	1'33.505	174,870	Km/h

20/04/2018 Start 12:35 End 13:17 The results are provisional until the end of the time limit for protests and appeals and the completion of the technical checks.

These data/results cannot be reproduced, stored and/or transmitted in whole or in part by any manner of electronic, mechanical, photocopying, recording, broadcasting or otherwise now known or herein after developed without the previous express consent by the copyright owner, except for reproduction in daily press and regular printed publications on sale to the public within 60 days of the event related to those data/results and always provided that copyright symbol appears together as follows below.

© DORNA WSBK ORGANIZATION Srl 2018



## Dutch Round, 20-21-22 April 2018

### World Superbike - Results Free Practice 2nd Session

#### Session Highlights

Local Time	No. Rider	Description
12.35.00		Start
12.35.06		WorldSBK Pit Intervention Time: 1m 1sec
12.35.29	37 O. JEZEK	Technical Problem - Pit Out
12.37.43	34 D. GIUGLIANO	On the Gravel - Re-Joined - Turn 2
12.38.13	12 X. FORES	On the Gravel - Re-Joined - Turn 2
12.40.12	76 L. BAZ	On the Gravel - Re-Joined - Turn 1
12.40.27	33 M. MELANDRI	On the Gravel - Re-Joined - Turn 17
12.50.23	34 D. GIUGLIANO	On the Gravel - Re-Joined - Turn 1
12.59.00	45 J. GAGNE	Crashed - Turn 12
13.02.14	45 J. GAGNE	Medical Centre
13.02.34	21 M. RINALDI	On the Gravel - Re-Joined - Turn 1
13.04.42	40 R. RAMOS	Lap Cancelled (1'36.980) - Exceeded Track Limits - Turn 17
13.06.51	60 M. VAN DER MARK	Lap Cancelled (1'36.828) - Exceeded Track Limits - Turn 13
13.08.44		STK1000 FP2 Pit Lane Will Open at 14.20
13.09.44	1 J. REA	On the Gravel - Re-Joined - Turn 12
13.10.35	40 R. RAMOS	On the Gravel - Re-Joined - Turn 9
13.12.10	33 M. MELANDRI	Current Lap Cancelled - Exceeded Track Limits - Turn 17
13.12.15	33 M. MELANDRI	Lap Cancelled (1'36.360) - Exceeded Track Limits - Turn 17
13.17.41		End Of Session

#### Fastest Laps Sequence

No. Rider	Nat	Team	Bike	Local Time	Time	Gap	Avg
1 J. REA	GBR	Kawasaki Racing Team WorldSBK	Kawasaki ZX-10RR	12:38'13.245	<b>1'36.224</b>		169,929
1 J. REA	GBR	Kawasaki Racing Team WorldSBK	Kawasaki ZX-10RR	12:39'48.997	<b>1'35.752</b>	-0.472	170,766
1 J. REA	GBR	Kawasaki Racing Team WorldSBK	Kawasaki ZX-10RR	12:41'24.627	<b>1'35.630</b>	-0.122	170,984

Start 12:35 End 13:17 The results are provisional until the end of the time limit for protests and appeals and the completion of the technical checks.

These data/results cannot be reproduced, stored and/or transmitted in whole or in part by any manner of electronic, mechanical, photocopying, recording, broadcasting or otherwise now known or herein after developed without the previous express consent by the copyright owner, except for reproduction in daily press and regular printed publications on sale to the public within 60 days of the event related to those data/results and always provided that copyright symbol appears together as follows below.

© DORNA WSBK ORGANIZATION Srl 2018

## Dutch Round, 20-21-22 April 2018

### World Superbike - Best Sectors & Speed Free Practice 2nd Session

TT Circuit Assen 4.542 m

BEST LAP			
1	1 J. REA	Kawasaki ZX-10RR	1'35.630
2	66 T. SYKES	Kawasaki ZX-10RR	1'35.708
3	33 M. MELANDRI	Ducati Panigale R	1'35.971
4	81 J. TORRES	MV Agusta 1000 F4	1'36.002
5	32 L. SAVADORI	Aprilia RSV4 RF	1'36.041
6	12 X. FORES	Ducati Panigale R	1'36.072
7	76 L. BAZ	BMW S 1000 RR	1'36.121
8	22 A. LOWES	Yamaha YZF R1	1'36.146
9	7 C. DAVIES	Ducati Panigale R	1'36.297
10	60 M. VAN DER MARK	Yamaha YZF R1	1'36.418
11	54 T. RAZGATLIOGLU	Kawasaki ZX-10RR	1'36.425
12	99 P. JACOBSEN	Honda CBR1000RR	1'36.433
13	21 M. RINALDI	Ducati Panigale R	1'36.547
14	34 D. GIUGLIANO	Aprilia RSV4 RF	1'36.726
15	68 Y. HERNANDEZ	Kawasaki ZX-10RR	1'36.938
16	40 R. RAMOS	Kawasaki ZX-10RR	1'37.038
17	45 J. GAGNE	Honda CBR1000RR	1'37.415
18	36 L. MERCADO	Kawasaki ZX-10RR	1'37.524
19	37 O. JEZEK	Yamaha YZF R1	1'38.493

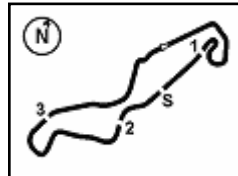
SPEED			
1	99 P. JACOBSEN	Honda CBR1000RR	282,7
2	22 A. LOWES	Yamaha YZF R1	282,7
3	33 M. MELANDRI	Ducati Panigale R	282,0
4	1 J. REA	Kawasaki ZX-10RR	281,3
5	21 M. RINALDI	Ducati Panigale R	281,3
6	34 D. GIUGLIANO	Aprilia RSV4 RF	280,5
7	60 M. VAN DER MARK	Yamaha YZF R1	279,1
8	81 J. TORRES	MV Agusta 1000 F4	279,1
9	12 X. FORES	Ducati Panigale R	277,6
10	66 T. SYKES	Kawasaki ZX-10RR	277,6
11	7 C. DAVIES	Ducati Panigale R	276,9
12	32 L. SAVADORI	Aprilia RSV4 RF	276,2
13	45 J. GAGNE	Honda CBR1000RR	276,2
14	54 T. RAZGATLIOGLU	Kawasaki ZX-10RR	275,5
15	68 Y. HERNANDEZ	Kawasaki ZX-10RR	274,8
16	76 L. BAZ	BMW S 1000 RR	274,8
17	36 L. MERCADO	Kawasaki ZX-10RR	274,8
18	40 R. RAMOS	Kawasaki ZX-10RR	273,4
19	37 O. JEZEK	Yamaha YZF R1	269,3

SEG. 1		SEG. 2		SEG. 3		SEG. 4					
1	1 J. REA	31.386	1	33 M. MELANDRI	14.341	1	33 M. MELANDRI	27.672	1	66 T. SYKES	21.902
2	66 T. SYKES	31.500	2	1 J. REA	14.377	2	66 T. SYKES	27.709	2	1 J. REA	21.903
3	76 L. BAZ	31.540	3	66 T. SYKES	14.410	3	76 L. BAZ	27.709	3	33 M. MELANDRI	21.935
4	32 L. SAVADORI	31.567	4	22 A. LOWES	14.424	4	1 J. REA	27.711	4	99 P. JACOBSEN	21.975
5	33 M. MELANDRI	31.578	5	12 X. FORES	14.432	5	12 X. FORES	27.716	5	60 M. VAN DER MARK	21.988
6	81 J. TORRES	31.616	6	7 C. DAVIES	14.464	6	81 J. TORRES	27.721	6	21 M. RINALDI	22.028
7	22 A. LOWES	31.627	7	60 M. VAN DER MARK	14.528	7	68 Y. HERNANDEZ	27.746	7	12 X. FORES	22.058
8	40 R. RAMOS	31.629	8	32 L. SAVADORI	14.531	8	32 L. SAVADORI	27.807	8	81 J. TORRES	22.060
9	7 C. DAVIES	31.658	9	81 J. TORRES	14.552	9	21 M. RINALDI	27.848	9	22 A. LOWES	22.090
10	54 T. RAZGATLIOGLU	31.674	10	34 D. GIUGLIANO	14.561	10	22 A. LOWES	27.858	10	32 L. SAVADORI	22.100
11	60 M. VAN DER MARK	31.777	11	54 T. RAZGATLIOGLU	14.561	11	99 P. JACOBSEN	27.865	11	54 T. RAZGATLIOGLU	22.114
12	34 D. GIUGLIANO	31.824	12	21 M. RINALDI	14.567	12	7 C. DAVIES	27.902	12	7 C. DAVIES	22.120
13	12 X. FORES	31.839	13	45 J. GAGNE	14.611	13	60 M. VAN DER MARK	27.912	13	76 L. BAZ	22.128
14	68 Y. HERNANDEZ	31.842	14	76 L. BAZ	14.646	14	34 D. GIUGLIANO	27.928	14	34 D. GIUGLIANO	22.156
15	45 J. GAGNE	31.851	15	99 P. JACOBSEN	14.647	15	54 T. RAZGATLIOGLU	27.932	15	40 R. RAMOS	22.356
16	99 P. JACOBSEN	31.946	16	40 R. RAMOS	14.660	16	40 R. RAMOS	28.046	16	68 Y. HERNANDEZ	22.413
17	21 M. RINALDI	31.978	17	36 L. MERCADO	14.762	17	36 L. MERCADO	28.052	17	45 J. GAGNE	22.433
18	36 L. MERCADO	32.058	18	68 Y. HERNANDEZ	14.849	18	45 J. GAGNE	28.107	18	36 L. MERCADO	22.478
19	37 O. JEZEK	32.184	19	37 O. JEZEK	14.965	19	37 O. JEZEK	28.491	19	37 O. JEZEK	22.751

20/04/2018

These data/results cannot be reproduced, stored and/or transmitted in whole or in part by any manner of electronic, mechanical, photocopying, recording, broadcasting or otherwise now known or herein after developed without the previous express consent by the copyright owner, except for reproduction in daily press and regular printed publications on sale to the public within 60 days of the event related to those data/results and always provided that copyright symbol appears together as follows below.

© DORNA WSBK ORGANIZATION Srl 2018



## Dutch Round, 20-21-22 April 2018

### World Superbike - Ideal Times Free Practice 2nd Session

TT Circuit Assen 4.542 m

No.	Rider	Nat	Bike	Seg. 1	Seg. 2	Seg. 3	Seg. 4	Ideal Time		
				Diff. 1	Diff. 2	Diff. 3	Diff. 4	Best Lap	Pos.	Diff.
1	<b>1 J. REA</b>	GBR	Kawasaki ZX-10RR	<b>31.386</b>	14.377 0.167	27.711 0.060	21.903 0.026	<b>1'35.377</b>	1	0.253
2	<b>66 T. SYKES</b>	GBR	Kawasaki ZX-10RR	31.500	14.410 0.181	27.709 0.006	<b>21.902</b>	<b>1'35.521</b>	2	0.187
3	<b>33 M. MELANDRI</b>	ITA	Ducati Panigale R	31.578	<b>14.341</b> 0.071	<b>27.672</b> 0.071	21.935 0.303	<b>1'35.526</b>	3	0.445
4	<b>81 J. TORRES</b>	ESP	MV Agusta 1000 F4	31.616	14.552	27.721	22.060 0.053	<b>1'35.949</b>	4	0.053
5	<b>22 A. LOWES</b>	GBR	Yamaha YZF R1	31.627	14.424 0.133	27.858 0.014	22.090	<b>1'35.999</b>	8	0.147
6	<b>32 L. SAVADORI</b>	ITA	Aprilia RSV4 RF	31.567	14.531	27.807	22.100 0.036	<b>1'36.005</b>	5	0.036
7	<b>76 L. BAZ</b>	FRA	BMW S 1000 RR	31.540	14.646	27.709	22.128 0.098	<b>1'36.023</b>	7	0.098
8	<b>12 X. FORES</b>	ESP	Ducati Panigale R	31.839	14.432 0.027	27.716	22.058	<b>1'36.045</b>	6	0.027
9	<b>7 C. DAVIES</b>	GBR	Ducati Panigale R	31.658	14.464	27.902 0.153	22.120	<b>1'36.144</b>	9	0.153
10	<b>60 M. VAN DER MARK</b>	NED	Yamaha YZF R1	31.777	14.528 0.084	27.912 0.129	21.988	<b>1'36.205</b>	10	0.213
11	<b>54 T. RAZGATLIOGLU</b>	TUR	Kawasaki ZX-10RR	31.674	14.561 0.007	27.932 0.025	22.114 0.112	<b>1'36.281</b>	11	0.144
12	<b>21 M. RINALDI</b>	ITA	Ducati Panigale R	31.978 0.027	14.567	27.848 0.099	22.028	<b>1'36.421</b>	13	0.126
13	<b>99 P. JACOBSEN</b>	USA	Honda CBR1000RR	31.946	14.647	27.865	21.975	<b>1'36.433</b>	12	
14	<b>34 D. GIUGLIANO</b>	ITA	Aprilia RSV4 RF	31.824	14.561 0.072	27.928	22.156 0.185	<b>1'36.469</b>	14	0.257
15	<b>40 R. RAMOS</b>	ESP	Kawasaki ZX-10RR	31.629 0.128	14.660 0.041	28.046 0.117	22.356 0.061	<b>1'36.691</b>	16	0.347
16	<b>68 Y. HERNANDEZ</b>	COL	Kawasaki ZX-10RR	31.842 0.033	14.849 0.055	27.746	22.413	<b>1'36.850</b>	15	0.088
17	<b>45 J. GAGNE</b>	USA	Honda CBR1000RR	31.851 0.200	14.611 0.074	28.107 0.139	22.433	<b>1'37.002</b>	17	0.413
18	<b>36 L. MERCADO</b>	ARG	Kawasaki ZX-10RR	32.058 0.148	14.762	28.052	22.478 0.026	<b>1'37.350</b>	18	0.174
19	<b>37 O. JEZEK</b>	CZE	Yamaha YZF R1	32.184	14.965	28.491 0.095	22.751 0.007	<b>1'38.391</b>	19	0.102
<b>Overall Ideal Time</b>				<b>31.386</b>	<b>14.341</b>	<b>27.672</b>	<b>21.902</b>	<b>1'35.301</b>		

20/04/2018

These data/results cannot be reproduced, stored and/or transmitted in whole or in part by any manner of electronic, mechanical, photocopying, recording, broadcasting or otherwise now known or herein after developed without the previous express consent by the copyright owner, except for reproduction in daily press and regular printed publications on sale to the public within 60 days of the event related to those data/results and always provided that copyright symbol appears together as follows below.

© DORNA WSBK ORGANIZATION Srl 2018

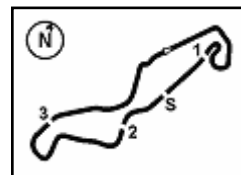
PIRELLI PERUGIA TIMING



Official Tyre Supplier



Official Timekeeper



### Dutch Round, 20-21-22 April 2018

### World Superbike - Chronological Analysis Free Practice 2nd Session

1°		1 J. REA (1'35.630)					
Lap	Seg.1	Seg.2	Seg.3	Seg.4	Lap Time	km/h	Local Time
1		14.842	28.283	22.111	275.5	12:36'37.021	
2	31.554	14.657	27.750	22.263	1'36.224	276,2	12:38'13.245
3	31.494	14.468	<b>27.711</b>	22.079	1'35.752	277,6	12:39'48.997
4	<b>31.386</b>	14.544	27.771	21.929	<b>1'35.630</b>	277,6	12:41'24.627
5	31.576	14.513	27.713	21.988	1'35.790	278,4	12:43'00.417
6	31.459	14.521	27.771	21.967	1'35.718	277,6	12:44'36.135
7	31.468	14.487	27.797	22.061	1'35.813	279,1	12:46'11.948
8	31.629	14.458	27.758	21.903	1'35.748	277,6	12:47'47.696
9	31.609	14.446	27.758	22.007	1'35.820	277,6	12:49'23.516
10	31.554	14.440	27.832	21.950	1'35.776	278,4	12:50'59.292
11	31.649	14.515	27.813	21.981	1'35.958	278,4	12:52'35.250
12	31.668	14.475	27.828	21.957	1'35.928	<b>281,3</b>	12:54'11.178
13	31.688	14.513	27.904	22.006	1'36.111	279,8	12:55'47.289
14	31.762	14.461	27.880	22.057	1'36.160	279,1	12:57'23.449
15	31.796	<b>14.377</b>	27.908	22.066	1'36.147	279,8	12:58'59.596
16	31.672	14.537	28.056	22.242	1'36.507	280,5	13:00'36.103
17	32.035	15.175	31.472	35.390	1'54.072P	279,1	13:02'30.173
18	4'32.679	15.038	28.775	22.406	5'38.898P	276,2	13:08'09.075
19	31.854	14.527	43.359	23.180	1'52.920	279,1	13:10'01.993
20	32.169	14.458	27.936	22.173	1'36.736	279,8	13:11'38.729
21	31.719	14.468	27.876	22.217	1'36.280	280,5	13:13'15.009
22	31.784	14.516	31.747	32.773	1'50.820P	279,8	13:15'05.829

2°		66 T. SYKES (1'35.708)					
Lap	Seg.1	Seg.2	Seg.3	Seg.4	Lap Time	km/h	Local Time
1		15.568	29.130	25.261	268,7	12:37'21.453	
2	31.878	14.572	<b>27.709</b>	22.219	1'36.378	274,8	12:38'57.831
3	31.562	14.634	27.773	22.061	1'36.030	274,8	12:40'33.861
4	32.836	14.802	28.761	22.404	1'38.803	276,9	12:42'12.664
5	<b>31.500</b>	14.591	27.715	21.902	<b>1'35.708</b>	276,2	12:43'48.372
6	32.435	14.763	28.621	32.937	1'48.756P	275,5	12:45'37.128
7	6'37.084	15.046	32.136	22.741	7'47.007P	276,9	12:53'24.135
8	31.673	14.593	27.913	22.149	1'36.328	274,8	12:55'00.463
9	31.652	14.513	27.890	22.014	1'36.069	276,2	12:56'36.532
10	31.705	<b>14.410</b>	27.867	22.180	1'36.162	<b>277,6</b>	12:58'12.694
11	33.043	14.868	30.011	33.625	1'51.547P	276,9	13:00'04.241
12	9'32.272	15.020	28.514	22.441	10'38.247P	274,8	13:10'42.488
13	31.652	14.491	27.739	22.046	1'35.928	275,5	13:12'18.416
14	31.703	14.521	27.875	22.270	1'36.369	<b>277,6</b>	13:13'54.785
15	32.671	14.760	31.876	22.354	1'41.661	276,2	13:15'36.446

3°		33 M. MELANDRI (1'35.971)					
Lap	Seg.1	Seg.2	Seg.3	Seg.4	Lap Time	km/h	Local Time
1		15.888	29.231	23.019	274,8	12:37'09.464	
2	32.182	14.782	29.207	22.321	1'38.492	276,9	12:38'47.956
3	31.685	14.472	27.880	27.985	1'42.022	274,8	12:40'29.978
4	37.851	15.737	29.117	22.565	1'45.270	262,1	12:42'15.248
5	31.668	14.471	27.999	22.049	1'36.187	279,1	12:43'51.435
6	32.893	14.939	29.227	32.169	1'49.228P	279,1	12:45'40.663
7	7'02.634	15.063	29.095	22.752	8'09.544P	275,5	12:53'50.207
8	31.691	14.471	27.966	22.143	1'36.271	279,8	12:55'26.478
9	31.724	14.544	28.019	22.639	1'36.926	276,9	12:57'03.404
10	31.864	14.411	28.138	22.557	1'36.970	279,1	12:58'40.374
11	34.298	15.209	29.797	33.986	1'53.290P	276,2	13:00'33.664
12	8'09.042	14.987	37.380	22.659	9'24.068P	278,4	13:09'57.732
13	31.584	<b>14.341</b>	<b>27.672</b>	22.763	1'36.360C	281,3	13:11'34.092
14	35.115	16.817	28.699	22.678	1'43.309C	214,3	13:13'17.401
15	<b>31.578</b>	14.412	27.743	22.238	<b>1'35.971</b>	<b>282,0</b>	13:14'53.372
16	37.920	15.887	28.141	21.935	1'43.883	253,5	13:16'37.255

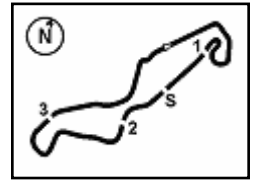
4°		81 J. TORRES (1'36.002)					
Lap	Seg.1	Seg.2	Seg.3	Seg.4	Lap Time	km/h	Local Time
1		15.041	28.289	22.408	271,4	12:36'38.693	
2	31.927	14.868	28.248	22.502	1'37.545	273,4	12:38'16.238
3	31.912	14.747	28.386	22.632	1'37.677	273,4	12:39'53.915
4	34.896	14.856	28.418	32.496	1'50.666P	271,4	12:41'44.581
5	3'30.703	15.069	28.894	23.591	4'38.257P	272,7	12:46'22.838
6	31.853	14.647	27.998	22.395	1'36.893	272,7	12:47'59.731
7	31.688	15.413	29.128	23.035	1'39.264	271,4	12:49'38.995
8	31.743	14.676	28.147	22.406	1'36.972	273,4	12:51'15.967
9	31.726	14.728	28.103	22.375	1'36.932	274,1	12:52'52.899

1		15.626	29.187	22.857	267,3	12:36'50.456	
2	32.257	14.897	28.104	22.579	1'37.837	272,7	12:38'28.293
3	32.395	14.811	28.169	22.591	1'37.966	275,5	12:40'06.259
4	33.673	14.840	28.140	22.514	1'39.167	274,1	12:41'45.426
5	31.891	14.647	27.923	22.264	1'36.725	274,1	12:43'22.151
6	32.000	14.722	28.056	22.511	1'37.289	272,0	12:44'59.440
7	33.362	14.811	28.614	33.231	1'50.018P	273,4	12:46'49.458
8	9'46.398	15.018	28.365	22.574	10'52.355P	272,0	12:57'41.813
9	31.938	14.637	28.127	22.416	1'37.118	276,2	12:59'18.931
10	31.898	14.631	27.849	22.426	1'36.804	276,2	13:00'55.735
11	32.599	14.753	28.210	33.683	1'49.245P	269,3	13:02'44.980
12	2'52.709	15.034	28.031	22.398	3'58.172P	270,0	13:06'43.152
13	<b>31.616</b>	<b>14.552</b>	<b>27.721</b>	22.113	<b>1'36.002</b>	275,5	13:08'19.154
14	31.709	14.594	27.846	22.060	1'36.209	276,9	13:09'55.363
15	31.826	14.610	27.951	22.278	1'36.665	276,9	13:11'32.028
16	32.010	14.562	27.907	22.177	1'36.656	<b>279,1</b>	13:13'08.684
17	32.090	14.724	28.257	22.472	1'37.543	275,5	13:14'46.227
18	36.327	14.761	28.505	22.426	1'42.019	274,1	13:16'28.246

5°		32 L. SAVADORI (1'36.041)					
Lap	Seg.1	Seg.2	Seg.3	Seg.4	Lap Time	km/h	Local Time
1		14.862	28.077	22.215	273,4	12:36'37.740	
2	31.622	14.564	27.875	22.367	1'36.428	<b>276,2</b>	12:38'14.168
3	<b>31.567</b>	<b>14.531</b>	<b>27.807</b>	22.136	<b>1'36.041</b>	<b>276,2</b>	12:39'50.209
4	31.848	14.747	28.142	22.218	1'36.955	275,5	12:41'27.164
5	31.832	14.695	28.167	22.200	1'36.894	274,8	12:43'04.058
6	31.981	14.737	28.116	22.312	1'37.146	274,1	12:44'41.204
7	33.767	15.149	28.855	33.453	1'51.224P	270,7	12:46'32.428
8	10'11.796	15.411	28.701	22.311	11'18.219P	268,7	12:57'50.647
9	31.841	14.758	28.145	22.497	1'37.241	275,5	12:59'27.888
10	31.851	14.766	28.022	22.481	1'37.120	273,4	13:01'05.008
11	31.896	14.778	28.060	22.249	1'36.983	273,4	13:02'41.991
12	32.006	14.746	28.188	22.412	1'37.352	272,7	13:04'19.343
13	36.343	15.609	30.040	33.113	1'55.105P	265,4	13:06'14.448
14	6'33.935	17.570	29.385	22.369	7'43.259P	198,9	13:13'57.707
15	31.782	14.679	27.989	22.100	1'36.550	<b>276,2</b>	13:15'34.257

6°		12 X. FORES (1'36.072)					
Lap	Seg.1	Seg.2	Seg.3	Seg.4	Lap Time	km/h	Local Time
1		15.052	33.764	23.149	273,4	12:37'05.889	
2	36.791	14.795	30.872	22.729	1'45.187	273,4	12:38'51.076
3	31.931	14.477	27.851	22.529	1'36.788	275,5	12:40'27.864
4	31.935	<b>14.432</b>	28.299	22.347	1'37.013	276,9	12:42'04.877
5	32.033	14.498	28.080	33.660	1'48.271P	276,9	12:43'53.148
6	7'10.007	14.712	28.225	22.339	8'15.283P	276,2	12:52'08.431
7	<b>31.839</b>	14.459	<b>27.716</b>	22.058	<b>1'36.072</b>	276,2	12:53'44.503
8	31.859	14.479	27.907	22.158	1'36.403	276,2	12:55'20.906
9	31.841	14.500	27.881	22.329	1'36.551	275,5	12:56'57.457
10	31.991	14.480	30.599	34.310	1'51.380P	<b>277,6</b>	12:58'48.837
11	12'19.609	14.800	28.175	22.294	13'24.878P	275,5	13:12'13.715
12	31.844	14.546	27.866	22.145	1'36.401	275,5	13:13'50.116
13	31.920	14.517	27.973	22.226	1'36.636	274,1	13:15'26.752

7°		76 L. BAZ (1'36.121)					
Lap	Seg.1	Seg.2	Seg.3	Seg.4	Lap Time	km/h	Local Time
1		15.041	28.289	22.408	271,4	12:36'38.693	
2	31.927	14.868	28.248	22.502	1'37.545	273,4	12:38'16.238
3	31.912	14.747	28.386	22.632	1'37.677	273,4	12:39'53.915
4	34.896	14.856	28.418	32.496	1'50.666P	271,4	12:41'44.581



## Dutch Round, 20-21-22 April 2018

### World Superbike - Chronological Analysis Free Practice 2nd Session

TT Circuit Assen 4.542 m

2 / 3

10	33.165	15.455	29.066	22.705	1'40.391	263,4	12:54'33.290	14	38.117	14.698	29.225	22.286	1'44.326	<b>279,1</b>	13:09'47.929
11	31.879	14.713	28.100	22.309	1'37.001	273,4	12:56'10.291	15	32.028	14.607	28.069	22.129	1'36.833	277,6	13:11'24.762
12	33.640	15.306	29.625	33.075	1'51.646P	266,7	12:58'01.937	16	32.012	<b>14.528</b>	28.187	22.154	1'36.881	277,6	13:13'01.643
13	8'02.449	15.532	28.729	23.047	9'09.757P	266,7	13:07'11.694	17	34.133	15.320	32.870	23.232	1'45.555	271,4	13:14'47.198
14	<b>31.540</b>	<b>14.646</b>	<b>27.709</b>	22.226	<b>1'36.121</b>	274,1	13:08'47.815	18	32.003	14.554	28.080	22.120	1'36.757	276,9	13:16'23.955
15	35.476	15.100	28.570	22.501	1'41.647	269,3	13:10'29.462								
16	31.626	14.716	27.886	22.351	1'36.579	<b>274,8</b>	13:12'06.041								
17	31.928	15.004	29.800	22.642	1'39.374	272,7	13:13'45.415								
18	31.737	14.715	28.022	22.128	1'36.602	272,7	13:15'22.017								

8° 22 A. LOWES (1'36.146)							
Lap	Seg.1	Seg.2	Seg.3	Seg.4	Lap Time	km/h	Local Time
1		15.207	29.320	23.150		272,0	12:36'58.885
2	32.173	14.810	28.179	22.576	1'37.738	276,2	12:38'36.623
3	32.006	14.635	28.101	22.303	1'37.045	277,6	12:40'13.668
4	<b>31.627</b>	14.557	27.872	22.090	<b>1'36.146</b>	279,1	12:41'49.814
5	31.814	14.527	28.059	22.455	1'36.855	<b>282,7</b>	12:43'26.669
6	35.945	14.868	28.209	34.752	1'53.774P	276,9	12:45'20.443
7	6'16.868	14.828	28.531	22.545	7'22.772P	276,2	12:52'43.215
8	32.040	14.681	28.112	22.397	1'37.230	279,1	12:54'20.443
9	31.859	14.594	28.285	22.367	1'37.105	279,1	12:55'57.550
10	31.963	14.539	27.970	22.329	1'36.801	277,6	12:57'34.351
11	31.680	14.498	28.207	22.338	1'36.723	280,5	12:59'11.074
12	32.119	14.908	29.333	37.129	1'53.489P	275,5	13:01'04.563
13	7'57.687	16.994	28.537	22.667	9'05.885P	214,7	13:10'10.448
14	31.737	14.536	<b>27.858</b>	22.181	1'36.312	278,4	13:11'46.760
15	31.720	14.535	28.034	22.183	1'36.472	278,4	13:13'23.232
16	31.831	14.580	28.071	22.281	1'36.763	278,4	13:14'59.995
17	31.862	<b>14.424</b>	28.151	22.137	1'36.574	279,8	13:16'36.569

9° 7 C. DAVIES (1'36.297)							
Lap	Seg.1	Seg.2	Seg.3	Seg.4	Lap Time	km/h	Local Time
1		15.657	29.973	22.993		269,3	12:37'40.319
2	32.053	14.714	28.196	22.746	1'37.709	272,7	12:39'18.028
3	31.852	14.567	28.021	22.362	1'36.802	272,7	12:40'54.830
4	33.563	14.948	28.933	22.712	1'40.156	275,5	12:42'34.986
5	31.906	14.560	28.053	22.360	1'36.879	275,5	12:44'11.865
6	32.715	14.938	28.876	33.471	1'50.000P	274,1	12:46'01.865
7	5'23.953	14.955	28.619	22.531	6'30.058P	272,7	12:52'31.923
8	31.859	14.617	27.981	22.314	1'36.771	274,1	12:54'08.694
9	36.091	15.156	29.682	22.869	1'43.798	268,7	12:55'52.492
10	31.751	14.517	27.985	22.194	1'36.447	275,5	12:57'28.939
11	31.761	14.610	29.825	33.379	1'49.575P	<b>276,9</b>	12:59'18.514
12	9'09.614	14.960	28.590	22.825	10'15.989P	272,0	13:09'34.503
13	31.968	14.780	28.056	22.342	1'37.146	274,1	13:11'11.649
14	31.898	14.735	28.051	22.218	1'36.902	274,1	13:12'48.551
15	<b>31.658</b>	<b>14.464</b>	28.055	22.120	<b>1'36.297</b>	276,2	13:14'24.848
16	31.725	14.598	<b>27.902</b>	22.199	1'36.424	275,5	13:16'01.272

10° 60 M. VAN DER MARK (1'36.418)							
Lap	Seg.1	Seg.2	Seg.3	Seg.4	Lap Time	km/h	Local Time
1		15.062	28.579	22.513		271,4	12:36'42.460
2	31.926	14.854	<b>27.912</b>	22.084	1'36.776	274,8	12:38'19.236
3	31.856	14.704	27.944	22.091	1'36.595	274,8	12:39'55.831
4	31.824	14.668	27.989	22.153	1'36.634	276,2	12:41'32.465
5	35.270	14.829	28.858	33.344	1'52.301P	273,4	12:43'24.766
6	5'58.491	14.713	28.245	22.165	7'03.614P	274,1	12:50'28.380
7	31.797	14.622	28.077	22.037	1'36.533	276,2	12:52'04.913
8	<b>31.777</b>	14.612	28.041	21.988	<b>1'36.418</b>	278,4	12:53'41.331
9	35.387	14.639	28.054	32.486	1'50.566P	278,4	12:55'31.897
10	6'36.102	14.722	28.070	22.050	7'40.944P	273,4	13:03'12.841
11	32.080	14.797	27.957	22.119	1'36.953	270,0	13:04'49.794
12	31.965	14.712	28.009	22.142	1'36.828C	274,1	13:06'26.622
13	31.989	14.600	28.152	22.240	1'36.981	276,2	13:08'03.603

11° 54 T. RAZGATLIOGLU (1'36.425)							
Lap	Seg.1	Seg.2	Seg.3	Seg.4	Lap Time	km/h	Local Time
1		15.632	29.042	22.644		267,3	12:36'51.032
2	32.164	14.689	27.970	22.488	1'37.311	274,8	12:38'28.343
3	32.042	14.748	28.219	22.895	1'37.904	274,1	12:40'06.247
4	32.019	14.728	28.160	22.143	1'37.050	273,4	12:41'43.297
5	34.736	14.851	28.079	22.301	1'39.967	274,8	12:43'23.264
6	31.792	14.654	<b>27.932</b>	22.114	1'36.492	<b>275,5</b>	12:44'59.756
7	32.416	14.967	29.778	35.608	1'52.769P	270,0	12:46'52.525
8	11'02.031	16.124	32.838	28.466	12'19.459P	234,8	12:59'11.984
9	32.295	14.741	29.076	23.227	1'39.339	272,0	13:00'51.323
10	32.043	14.748	28.072	23.293	1'38.156	272,0	13:02'29.479
11	32.146	14.802	28.167	33.516	1'48.631P	272,7	13:04'18.110
12	5'29.883	15.013	28.237	22.595	6'35.728P	270,7	13:10'53.838
13	31.727	<b>14.561</b>	28.191	22.288	1'36.767	274,1	13:12'30.605
14	<b>31.674</b>	14.568	27.957	22.226	<b>1'36.425</b>	274,8	13:14'07.030
15	31.710	14.658	27.988	22.187	1'36.543	274,8	13:15'43.573

12° 99 P. JACOBSEN (1'36.433)							
Lap	Seg.1	Seg.2	Seg.3	Seg.4	Lap Time	km/h	Local Time
1		15.347	28.985	22.887		274,8	12:36'44.646
2	32.300	14.964	28.571	22.609	1'38.444	276,9	12:38'23.090
3	32.215	14.962	28.529	22.522	1'38.228	278,4	12:40'01.318
4	39.217	15.259	28.753	33.014	1'56.243P	274,1	12:41'57.561
5	12'48.559	15.315	28.797	22.563	13'55.234P	274,1	12:55'52.795
6	<b>31.946</b>	<b>14.647</b>	<b>27.865</b>	21.975	<b>1'36.433</b>	279,8	12:57'29.228
7	32.034	14.822	28.249	22.451	1'37.556	<b>282,7</b>	12:59'06.784
8	32.182	15.032	28.503	33.718	1'49.435P	276,2	13:00'56.219
9	8'21.140	15.158	28.500	22.645	9'27.443P	275,5	13:10'23.662
10	32.560	14.900	28.179	22.418	1'38.057	279,1	13:12'01.719
11	31.964	14.850	28.028	22.381	1'37.223	278,4	13:13'38.942
12	32.908	15.148	28.394	22.654	1'39.104	275,5	13:15'18.046

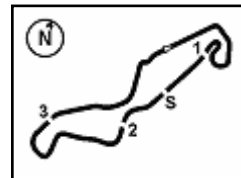
13° 21 M. RINALDI (1'36.547)							
Lap	Seg.1	Seg.2	Seg.3	Seg.4	Lap Time	km/h	Local Time
1		16.433	29.938	22.997		273,4	12:37'36.704
2	32.356	14.931	28.258	22.388	1'37.933	276,9	12:39'14.637
3	32.381	15.757	30.232	22.336	1'40.706	274,1	12:40'55.343
4	<b>31.978</b>	14.729	27.974	22.500	1'37.181	277,6	12:42'32.524
5	32.007	14.729	28.207	22.434	1'37.377	276,9	12:44'09.901
6	35.938	16.111	29.674	33.066	1'54.789P	270,0	12:46'04.690
7	8'39.135	14.883	28.797	22.572	9'45.387P	278,4	12:55'50.077
8	32.063	14.733	28.159	22.170	1'37.125	278,4	12:57'27.202
9	32.005	<b>14.567</b>	27.947	22.028	<b>1'36.547</b>	<b>281,3</b>	12:59'03.749
10	32.192	14.811	28.058	22.619	1'37.680	276,2	13:00'41.429
11	32.018	14.576	<b>27.848</b>	22.367	1'36.809	279,1	13:02'18.238
12	36.679	15.783	29.357	35.494	1'57.313P	268,7	13:04'15.551

14° 34 D. GIUGLIANO (1'36.726)							
Lap	Seg.1	Seg.2	Seg.3	Seg.4	Lap Time	km/h	Local Time
1		15.139	28.540	22.516		274,8	12:36'43.022
2	42.200	18.157	31.391	22.542	1'54.290	211,8	12:38'37.312
3	32.160	14.637	28.351	22.361	1'37.509	279,1	12:40'14.821
4	36.872	16.256	30.033	33.970	1'57.131P	240,0	12:42'11.952
5	5'14.026	15.063	28.515	22.389	6'19.993P	274,1	12:48'31.945
6	<b>31.824</b>	14.633	<b>27.928</b>	22.341	<b>1'36.726</b>	275,5	12:50'08.671
7	39.234	15.813	29.048	22.603	1'46.698	246,6	12:51'55.369
8	37.937	16.307	34.034	34.813	2'03.091P	246,6	12:53'58.460

20/04/2018 P = Pits In/Out - C = Lap Time Cancelled

These data/results cannot be reproduced, stored and/or transmitted in whole or in part by any manner of electronic, mechanical, photocopying, recording, broadcasting or otherwise now known or herein after developed without the previous express consent by the copyright owner, except for reproduction in daily press and regular printed publications on sale to the public within 60 days of the event related to those data/results and always provided that copyright symbol appears together as follows below.

© DORNA WSBK ORGANIZATION Srl 2018



TT Circuit Assen 4.542 m

**3 / 3**

## Dutch Round, 20-21-22 April 2018 World Superbike - Chronological Analysis Free Practice 2nd Session

9	9'47.753	14.968	28.202	22.400	10'53.323P	274,8	13:04'51.783	3	32.259	14.819	28.221	22.594	1'37.893	<b>274,8</b>	13:12'53.567
10	31.902	14.581	28.047	22.237	1'36.767	278,4	13:06'28.550	4	32.206	<b>14.762</b>	<b>28.052</b>	22.504	<b>1'37.524</b>	273,4	13:14'31.091
11	31.829	15.172	31.401	22.405	1'40.807	276,9	13:08'09.357	5	<b>32.058</b>	14.765	28.445	22.478	1'37.746	273,4	13:16'08.937
12	31.897	<b>14.561</b>	28.306	22.329	1'37.093	<b>280,5</b>	13:09'46.450								
13	31.883	14.622	28.258	22.365	1'37.128	277,6	13:11'23.578								
14	31.852	14.762	37.253	28.785	1'52.652	278,4	13:13'16.230								
15	31.970	14.651	28.147	22.174	1'36.942	279,1	13:14'53.172								
16	31.954	14.684	28.315	22.156	1'37.109	276,9	13:16'30.281								

15° 68 Y. HERNANDEZ (1'36.938)							
Lap	Seg.1	Seg.2	Seg.3	Seg.4	Lap Time	km/h	Local Time
1		15.697	28.718	23.069		267,3	12:37'10.998
2	32.349	15.059	28.226	22.942	1'38.576	<b>274,8</b>	12:38'49.574
3	32.086	15.078	28.198	22.965	1'38.327	270,0	12:40'27.901
4	32.142	<b>14.849</b>	28.217	22.727	1'37.935	<b>274,8</b>	12:42'05.836
5	31.982	14.930	28.079	22.691	1'37.682	<b>272,0</b>	12:43'43.518
6	32.148	15.044	28.198	22.907	1'38.297	269,3	12:45'21.815
7	35.958	15.209	28.425	34.377	1'53.969P	270,7	12:47'15.784
8	9'20.560	15.125	28.363	22.792	10'26.840P	274,1	12:57'42.624
9	31.921	14.867	28.178	22.712	1'37.678	274,1	12:59'20.302
10	31.886	15.027	28.554	33.841	1'49.308P	272,7	13:01'09.610
11	3'37.065	15.266	28.832	25.860	4'47.023P	270,0	13:05'56.633
12	32.807	15.206	31.690	33.451	1'53.154P	270,0	13:07'49.787
13	1'11.389	15.275	31.801	22.657	2'21.122P	268,7	13:10'10.909
14	31.875	14.904	<b>27.746</b>	22.413	<b>1'36.938</b>	<b>274,8</b>	13:11'47.847
15	<b>31.842</b>	14.901	27.936	22.561	1'37.240	272,7	13:13'25.087
16	31.966	14.985	28.086	22.485	1'37.522	271,4	13:15'02.609

16° 40 R. RAMOS (1'37.038)							
Lap	Seg.1	Seg.2	Seg.3	Seg.4	Lap Time	km/h	Local Time
1		15.348	29.102	23.206		266,7	12:38'33.015
2	32.355	14.870	28.817	23.078	1'39.120	270,7	12:40'12.135
3	31.959	14.797	28.131	22.450	1'37.337	271,4	12:41'49.472
4	31.757	14.701	28.163	22.417	<b>1'37.038</b>	271,4	12:43'26.510
5	32.898	14.976	29.466	24.685	1'42.025	268,7	12:45'08.535
6	32.019	14.773	28.576	22.356	1'37.724	269,3	12:46'46.259
7	31.846	14.843	28.417	22.894	1'38.000	270,0	12:48'24.259
8	32.657	14.933	28.781	32.309	1'48.680P	268,7	12:50'12.939
9	5'28.241	18.082	34.036	24.637	6'44.996P	201,9	12:56'57.935
10	31.828	14.747	28.079	22.454	1'37.108	<b>273,4</b>	12:58'35.043
11	<b>31.629</b>	14.707	29.446	24.554	1'40.336	270,0	13:00'15.379
12	31.945	15.061	28.325	23.591	1'38.922	269,3	13:01'54.301
13	31.721	14.721	28.155	22.383	1'36.980C	268,0	13:03'31.281
14	40.916	15.120	29.139	32.475	1'57.650P	265,4	13:05'28.931
15	4'23.676	15.512	38.571	25.404	5'43.163P	257,8	13:11'12.094
16	33.582	15.384	28.892	24.496	1'42.354	253,5	13:12'54.448
17	31.712	<b>14.660</b>	28.191	22.930	1'37.493	270,0	13:14'31.941
18	31.975	14.673	<b>28.046</b>	22.357	1'37.051	269,3	13:16'08.992

17° 45 J. GAGNE (1'37.415)							
Lap	Seg.1	Seg.2	Seg.3	Seg.4	Lap Time	km/h	Local Time
1		15.707	30.377	23.242		259,6	12:36'46.768
2	32.939	14.882	28.385	22.477	1'38.683	271,4	12:38'25.451
3	32.051	14.685	28.246	22.433	<b>1'37.415</b>	<b>276,2</b>	12:40'02.866
4	32.274	14.741	28.473	22.614	1'38.102	273,4	12:41'40.968
5	32.141	14.773	28.359	22.557	1'37.830	272,7	12:43'18.798
6	32.248	14.725	28.559	22.648	1'38.180	272,7	12:44'56.978
7	36.792	15.448	29.219	36.170	1'57.629P	261,5	12:46'54.607
8	9'32.730	14.969	28.294	22.453	10'38.446P	268,0	12:57'33.053

18° 36 L. MERCADO (1'37.524)							
Lap	Seg.1	Seg.2	Seg.3	Seg.4	Lap Time	km/h	Local Time
1		19.668	33.827	37.646		180,0	12:37'08.062
2	33'01.028	15.256	28.643	22.685	34'07.612P	269,3	13:11'15.674

20/04/2018 P = Pits In/Out - C = Lap Time Cancelled

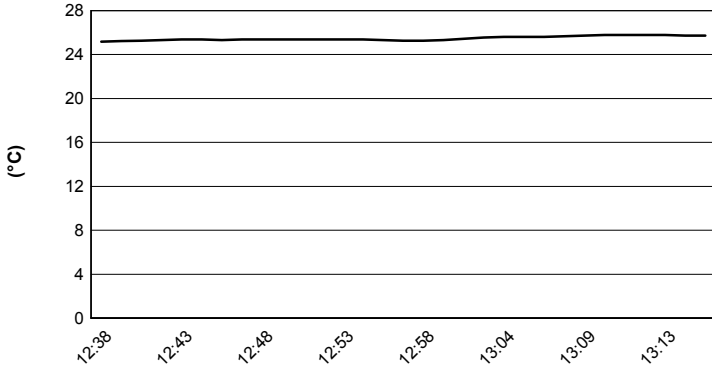
These data/results cannot be reproduced, stored and/or transmitted in whole or in part by any manner of electronic, mechanical, photocopying, recording, broadcasting or otherwise now known or herein after developed without the previous express consent by the copyright owner, except for reproduction in daily press and regular printed publications on sale to the public within 60 days of the event related to those data/results and always provided that copyright symbol appears together as follows below.

© DORNA WSBK ORGANIZATION Srl 2018

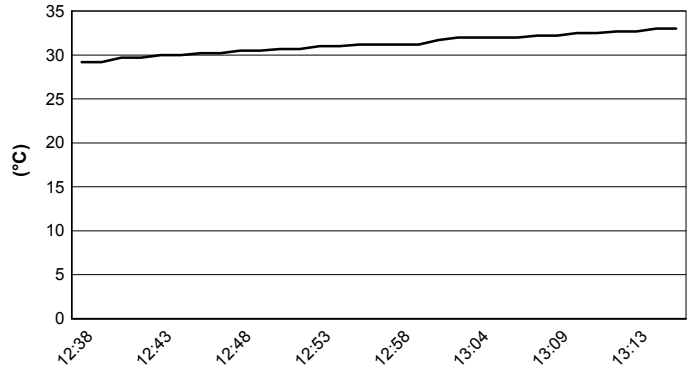


**Dutch Round, 20-21-22 April 2018**  
**World Superbike - Weather Report Free Practice 2nd Session**  
 Session started 12:35 - Session ended 13:17

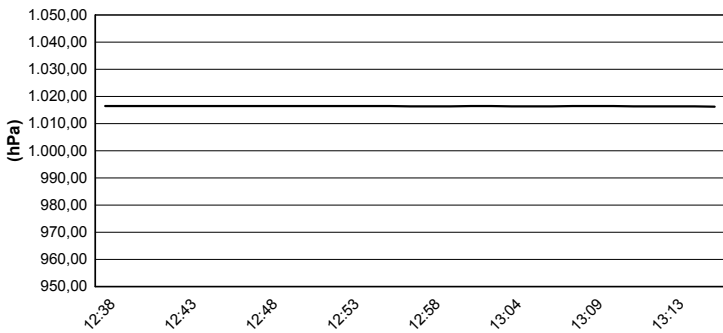
### Air Temperature



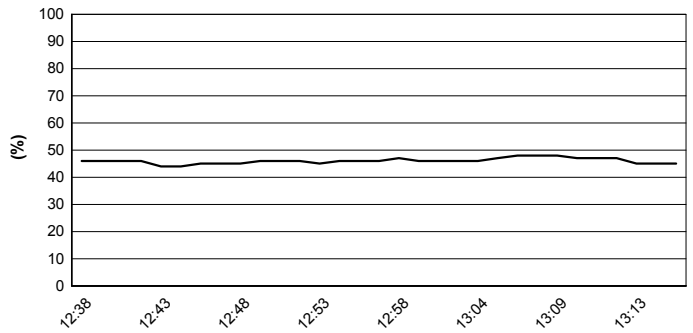
### Track Temperature



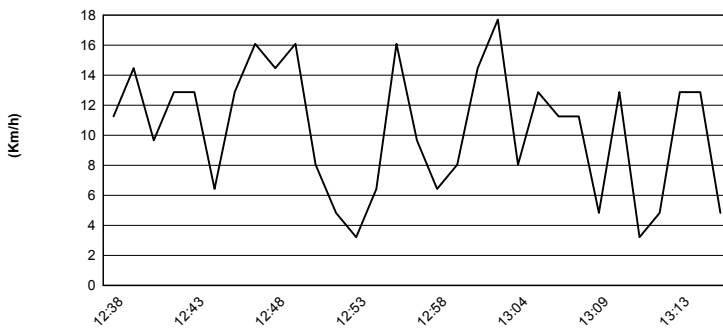
### Air Pressure



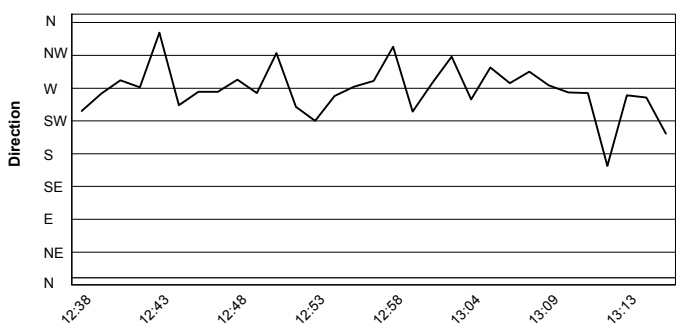
### Humidity



### Wind Speed



### Wind Direction



20/04/2018

These data/results cannot be reproduced, stored and/or transmitted in whole or in part by any manner of electronic, mechanical, photocopying, recording, broadcasting or otherwise now known or herein after developed without the previous express consent by the copyright owner, except for reproduction in daily press and regular printed publications on sale to the public within 60 days of the event related to those data/results and always provided that copyright symbol appears together as follows below.

© DORNA WSBK ORGANIZATION Srl 2018