

Dutch Round, 20-21-22 April 2018 World Superbike - Free Practices Combined Results

TT Circuit Assen 4.542 m

No.	Rider	Nat	Team	Bike	Class	FP1	FP2	FP3	Time	Gap	Rel.	Avg Laps
1	60 M. VAN DER MARK	NED	Pata Yamaha Official WorldSBK Team	Yamaha YZF R1		1'35.931	1'36.418	1'35.156	1'35.156			171,836 57
2	33 M. MELANDRI	ITA	Aruba.it Racing - Ducati	Ducati Panigale R		1'36.570	1'35.971	1'35.399	1'35.399	0.243	0.243	171,398 48
3	21 M. RINALDI	ITA	Aruba.it Racing - Junior Team	Ducati Panigale R	IND	1'36.615	1'36.547	1'35.518	1'35.518	0.362	0.119	171,184 41
4	1 J. REA	GBR	Kawasaki Racing Team WorldSBK	Kawasaki ZX-10RR		1'35.662	1'35.630	1'35.729	1'35.630	0.474	0.112	170,984 59
5	22 A. LOWES	GBR	Pata Yamaha Official WorldSBK Team	Yamaha YZF R1		1'36.567	1'36.146	1'35.646	1'35.646	0.490	0.016	170,955 53
6	66 T. SYKES	GBR	Kawasaki Racing Team WorldSBK	Kawasaki ZX-10RR		1'36.380	1'35.708	1'35.721	1'35.708	0.552	0.062	170,845 49
7	12 X. FORES	ESP	Barni Racing Team	Ducati Panigale R	IND	1'36.359	1'36.072	1'35.744	1'35.744	0.588	0.036	170,780 44
8	7 C. DAVIES	GBR	Aruba.it Racing - Ducati	Ducati Panigale R		1'36.478	1'36.297	1'35.782	1'35.782	0.626	0.038	170,713 51
9	32 L. SAVADORI	ITA	Milwaukee Aprilia	Aprilia RSV4 RF		1'37.240	1'36.041	1'35.950	1'35.950	0.794	0.168	170,414 43
10	81 J. TORRES	ESP	MV Agusta Reparto Corse	MV Agusta 1000 F4		1'36.583	1'36.002	1'36.848	1'36.002	0.846	0.052	170,321 42
11	76 L. BAZ	FRA	GULF ALTHEA BMW Racing Team	BMW S 1000 RR		1'36.554	1'36.121	1'36.031	1'36.031	0.875	0.029	170,270 52
12	54 T. RAZGATLIOGLU	TUR	Kawasaki Puccetti Racing	Kawasaki ZX-10RR	IND	1'37.433	1'36.425	1'36.168	1'36.168	1.012	0.137	170,027 49
13	36 L. MERCADO	ARG	Orelac Racing VerdNatura	Kawasaki ZX-10RR	IND	1'37.196	1'37.524	1'36.316	1'36.316	1.160	0.148	169,766 40
14	99 P. JACOBSEN	USA	TripleM Honda World Superbike Team	Honda CBR1000RR	IND	1'37.432	1'36.433	1'36.481	1'36.433	1.277	0.117	169,560 38
15	34 D. GIUGLIANO	ITA	Milwaukee Aprilia	Aprilia RSV4 RF		1'37.744	1'36.726	1'36.545	1'36.545	1.389	0.112	169,364 47
16	68 Y. HERNANDEZ	COL	Team Pedercini Racing	Kawasaki ZX-10RR	IND	1'38.479	1'36.938	1'36.578	1'36.578	1.422	0.033	169,306 47
17	40 R. RAMOS	ESP	Team GoEleven Kawasaki	Kawasaki ZX-10RR	IND	1'37.625	1'37.038	1'37.059	1'37.038	1.882	0.460	168,503 47
18	45 J. GAGNE	USA	Red Bull Honda World Superbike Team	Honda CBR1000RR		1'37.257	1'37.415		1'37.257	2.101	0.219	168,124 26
19	37 O. JEZEK	CZE	Guandalini Racing	Yamaha YZF R1	IND	1'39.231	1'38.493	1'37.717	1'37.717	2.561	0.460	167,332 34

20/04/2018

These data/results cannot be reproduced, stored and/or transmitted in whole or in part by any manner of electronic, mechanical, photocopying, recording, broadcasting or otherwise now known or herein after developed without the previous express consent by the copyright owner, except for reproduction in daily press and regular printed publications on sale to the public within 60 days of the event related to those data/results and always provided that copyright symbol appears together as follows below.

© DORNA WSBK ORGANIZATION Srl 2018

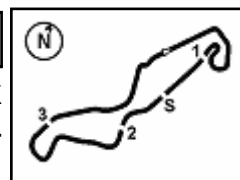
PIRELLI PERUGIA TIMING



Official Tyre Supplier



Official Timekeeper



Dutch Round, 20-21-22 April 2018 World Superbike - Results Free Practice 3rd Session

TT Circuit Assen 4.542 m

1 / 2

No.	Rider	Nat	Team	Bike	Class	Time	Gap	Rel.	Laps	Speed	
										Avg	Max
1	60 M. VAN DER MARK	NED	Pata Yamaha Official WorldSBK Team	Yamaha YZF R1		1'35.156			21	171,836	277,6
2	33 M. MELANDRI	ITA	Aruba.it Racing - Ducati	Ducati Panigale R		1'35.399	0.243	0.243	18	171,398	282,7
3	21 M. RINALDI	ITA	Aruba.it Racing - Junior Team	Ducati Panigale R	IND	1'35.518	0.362	0.119	13	171,184	278,4
4	22 A. LOWES	GBR	Pata Yamaha Official WorldSBK Team	Yamaha YZF R1		1'35.646	0.490	0.128	20	170,955	279,8
5	66 T. SYKES	GBR	Kawasaki Racing Team WorldSBK	Kawasaki ZX-10RR		1'35.721	0.565	0.075	19	170,821	280,5
6	1 J. REA	GBR	Kawasaki Racing Team WorldSBK	Kawasaki ZX-10RR		1'35.729	0.573	0.008	22	170,807	279,8
7	12 X. FORES	ESP	Barni Racing Team	Ducati Panigale R	IND	1'35.744	0.588	0.015	15	170,780	279,8
8	7 C. DAVIES	GBR	Aruba.it Racing - Ducati	Ducati Panigale R		1'35.782	0.626	0.038	17	170,713	278,4
9	32 L. SAVADORI	ITA	Milwaukee Aprilia	Aprilia RSV4 RF		1'35.950	0.794	0.168	14	170,414	280,5
10	76 L. BAZ	FRA	GULF ALTHEA BMW Racing Team	BMW S 1000 RR		1'36.031	0.875	0.081	17	170,270	274,8
11	54 T. RAZGATLIOGLU	TUR	Kawasaki Puccetti Racing	Kawasaki ZX-10RR	IND	1'36.168	1.012	0.137	16	170,027	278,4
12	36 L. MERCADO	ARG	Orelac Racing VerdNatura	Kawasaki ZX-10RR	IND	1'36.316	1.160	0.148	17	169,766	274,1
13	99 P. JACOBSEN	USA	TripleM Honda World Superbike Team	Honda CBR1000RR	IND	1'36.481	1.325	0.165	12	169,476	280,5
14	34 D. GIUGLIANO	ITA	Milwaukee Aprilia	Aprilia RSV4 RF		1'36.545	1.389	0.064	15	169,364	278,4
15	68 Y. HERNANDEZ	COL	Team Pedercini Racing	Kawasaki ZX-10RR	IND	1'36.578	1.422	0.033	16	169,306	274,1
16	81 J. TORRES	ESP	MV Agusta Reparto Corse	MV Agusta 1000 F4		1'36.848	1.692	0.270	8	168,834	276,2
17	40 R. RAMOS	ESP	Team GoEleven Kawasaki	Kawasaki ZX-10RR	IND	1'37.059	1.903	0.211	13	168,467	273,4
18	37 O. JEZEK	CZE	Guandalini Racing	Yamaha YZF R1	IND	1'37.717	2.561	0.658	14	167,332	270,7
----- Out 107% in this Session -----											
19	45 J. GAGNE	USA	Red Bull Honda World Superbike Team	Honda CBR1000RR					0		

Qualifying Lap Time (107% of 1'35.156): 1'41.818

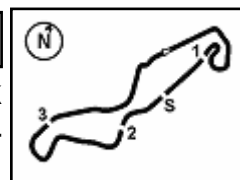
AIR	Humidity:	44%	Temp:	25°C
TRACK	Condition:	Dry	Temp:	36°C

Records	Pole (SP2)	2017 J.Rea	1'33.505	174,870	Km/h
	Race (RC1)	2017 J.Rea	1'34.880	172,340	Km/h
	Circuit (SP2)	2017 J.Rea	1'33.505	174,870	Km/h

20/04/2018 Start 16:10 End 16:52 The results are provisional until the end of the time limit for protests and appeals and the completion of the technical checks.

These data/results cannot be reproduced, stored and/or transmitted in whole or in part by any manner of electronic, mechanical, photocopying, recording, broadcasting or otherwise now known or herein after developed without the previous express consent by the copyright owner, except for reproduction in daily press and regular printed publications on sale to the public within 60 days of the event related to those data/results and always provided that copyright symbol appears together as follows below.

© DORNA WSBK ORGANIZATION Srl 2018



Dutch Round, 20-21-22 April 2018

World Superbike - Results Free Practice 3rd Session

Session Highlights

Local Time	No. Rider	Description
16.10.00		Start
16.10.10		WorldSBK Pit Intervention Time: 1m 1sec
16.12.43	34 D. GIUGLIANO	On the Gravel - Re-Joined - Turn 2
16.14.21	12 X. FORES	On the Gravel - Re-Joined - Turn 2
16.19.49	12 X. FORES	On the Gravel - Re-Joined - Turn 2
16.29.31	76 L. BAZ	On the Gravel - Re-Joined - Turn 17
16.30.20	60 M. VAN DER MARK	Lap Cancelled (1'36.770) - Exceeded Track Limits - Turn 17
16.33.32	34 D. GIUGLIANO	On the Gravel - Re-Joined - Turn 2
16.35.18	54 T. RAZGATLIOGLU	Lap Cancelled (1'40.849) - Exceeded Track Limits - Turn 17
16.42.42	40 R. RAMOS	On the Gravel - Re-Joined - Turn 9
16.43.25	40 R. RAMOS	On the Gravel - Re-Joined - Turn 2
16.46.33	34 D. GIUGLIANO	On the Gravel - Re-Joined - Turn 2
16.47.00	76 L. BAZ	On the Gravel - Re-Joined - Turn 1
16.52.12		End Of Session

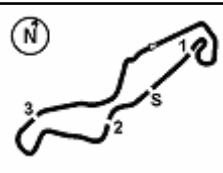
Fastest Laps Sequence

No.	Rider	Nat	Team	Bike	Local Time	Time	Gap	Avg
1	J. REA	GBR	Kawasaki Racing Team WorldSBK	Kawasaki ZX-10RR	16:13'15.191	1'36.257		169,870
32	L. SAVADORI	ITA	Milwaukee Aprilia	Aprilia RSV4 RF	16:13'23.391	1'36.017	-0.240	170,295
1	J. REA	GBR	Kawasaki Racing Team WorldSBK	Kawasaki ZX-10RR	16:14'51.169	1'35.978	-0.039	170,364
22	A. LOWES	GBR	Pata Yamaha Official WorldSBK Team	Yamaha YZF R1	16:15'11.300	1'35.731	-0.247	170,804
66	T. SYKES	GBR	Kawasaki Racing Team WorldSBK	Kawasaki ZX-10RR	16:19'02.060	1'35.721	-0.010	170,821
21	M. RINALDI	ITA	Aruba.it Racing - Junior Team	Ducati Panigale R	16:40'08.919	1'35.518	-0.203	171,184
60	M. VAN DER MARK	NED	Pata Yamaha Official WorldSBK Team	Yamaha YZF R1	16:46'18.459	1'35.156	-0.362	171,836

Start 16:10 End 16:52 The results are provisional until the end of the time limit for protests and appeals and the completion of the technical checks.

These data/results cannot be reproduced, stored and/or transmitted in whole or in part by any manner of electronic, mechanical, photocopying, recording, broadcasting or otherwise now known or herein after developed without the previous express consent by the copyright owner, except for reproduction in daily press and regular printed publications on sale to the public within 60 days of the event related to those data/results and always provided that copyright symbol appears together as follows below.

© DORNA WSBK ORGANIZATION Srl 2018


Dutch Round, 20-21-22 April 2018
World Superbike - Best Sectors & Speed Free Practice 3rd Session

BEST LAP			
1	60 M. VAN DER MARK	Yamaha YZF R1	1'35.156
2	33 M. MELANDRI	Ducati Panigale R	1'35.399
3	21 M. RINALDI	Ducati Panigale R	1'35.518
4	22 A. LOWES	Yamaha YZF R1	1'35.646
5	66 T. SYKES	Kawasaki ZX-10RR	1'35.721
6	1 J. REA	Kawasaki ZX-10RR	1'35.729
7	12 X. FORES	Ducati Panigale R	1'35.744
8	7 C. DAVIES	Ducati Panigale R	1'35.782
9	32 L. SAVADORI	Aprilia RSV4 RF	1'35.950
10	76 L. BAZ	BMW S 1000 RR	1'36.031
11	54 T. RAZGATLIOGLU	Kawasaki ZX-10RR	1'36.168
12	36 L. MERCADO	Kawasaki ZX-10RR	1'36.316
13	99 P. JACOBSEN	Honda CBR1000RR	1'36.481
14	34 D. GIUGLIANO	Aprilia RSV4 RF	1'36.545
15	68 Y. HERNANDEZ	Kawasaki ZX-10RR	1'36.578
16	81 J. TORRES	MV Agusta 1000 F4	1'36.848
17	40 R. RAMOS	Kawasaki ZX-10RR	1'37.059
18	37 O. JEZEK	Yamaha YZF R1	1'37.717
19	45 J. GAGNE	Honda CBR1000RR	

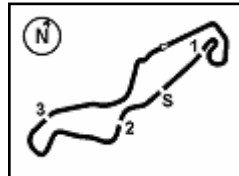
SPEED			
1	33 M. MELANDRI	Ducati Panigale R	282,7
2	66 T. SYKES	Kawasaki ZX-10RR	280,5
3	99 P. JACOBSEN	Honda CBR1000RR	280,5
4	32 L. SAVADORI	Aprilia RSV4 RF	280,5
5	22 A. LOWES	Yamaha YZF R1	279,8
6	1 J. REA	Kawasaki ZX-10RR	279,8
7	12 X. FORES	Ducati Panigale R	279,8
8	7 C. DAVIES	Ducati Panigale R	278,4
9	21 M. RINALDI	Ducati Panigale R	278,4
10	34 D. GIUGLIANO	Aprilia RSV4 RF	278,4
11	54 T. RAZGATLIOGLU	Kawasaki ZX-10RR	278,4
12	60 M. VAN DER MARK	Yamaha YZF R1	277,6
13	81 J. TORRES	MV Agusta 1000 F4	276,2
14	76 L. BAZ	BMW S 1000 RR	274,8
15	68 Y. HERNANDEZ	Kawasaki ZX-10RR	274,1
16	36 L. MERCADO	Kawasaki ZX-10RR	274,1
17	40 R. RAMOS	Kawasaki ZX-10RR	273,4
18	37 O. JEZEK	Yamaha YZF R1	270,7

SEG. 1			SEG. 2			SEG. 3			SEG. 4		
1	22 A. LOWES	31.303	1	12 X. FORES	14.218	1	21 M. RINALDI	27.478	1	60 M. VAN DER MARK	21.729
2	60 M. VAN DER MARK	31.358	2	33 M. MELANDRI	14.306	2	60 M. VAN DER MARK	27.597	2	1 J. REA	21.875
3	33 M. MELANDRI	31.436	3	60 M. VAN DER MARK	14.381	3	33 M. MELANDRI	27.616	3	66 T. SYKES	21.875
4	7 C. DAVIES	31.449	4	22 A. LOWES	14.388	4	22 A. LOWES	27.671	4	21 M. RINALDI	21.902
5	1 J. REA	31.472	5	66 T. SYKES	14.394	5	12 X. FORES	27.687	5	32 L. SAVADORI	21.959
6	76 L. BAZ	31.517	6	1 J. REA	14.419	6	76 L. BAZ	27.690	6	22 A. LOWES	21.963
7	66 T. SYKES	31.519	7	21 M. RINALDI	14.454	7	7 C. DAVIES	27.696	7	54 T. RAZGATLIOGLU	21.995
8	32 L. SAVADORI	31.589	8	7 C. DAVIES	14.496	8	66 T. SYKES	27.697	8	12 X. FORES	21.996
9	36 L. MERCADO	31.608	9	32 L. SAVADORI	14.558	9	1 J. REA	27.741	9	33 M. MELANDRI	22.001
10	68 Y. HERNANDEZ	31.615	10	34 D. GIUGLIANO	14.561	10	32 L. SAVADORI	27.773	10	99 P. JACOBSEN	22.109
11	21 M. RINALDI	31.680	11	36 L. MERCADO	14.562	11	68 Y. HERNANDEZ	27.791	11	76 L. BAZ	22.123
12	12 X. FORES	31.684	12	54 T. RAZGATLIOGLU	14.563	12	54 T. RAZGATLIOGLU	27.839	12	7 C. DAVIES	22.139
13	54 T. RAZGATLIOGLU	31.700	13	76 L. BAZ	14.588	13	81 J. TORRES	27.881	13	34 D. GIUGLIANO	22.159
14	81 J. TORRES	31.775	14	81 J. TORRES	14.598	14	36 L. MERCADO	27.916	14	36 L. MERCADO	22.230
15	99 P. JACOBSEN	31.776	15	99 P. JACOBSEN	14.632	15	34 D. GIUGLIANO	27.958	15	81 J. TORRES	22.318
16	34 D. GIUGLIANO	31.787	16	40 R. RAMOS	14.636	16	99 P. JACOBSEN	27.964	16	68 Y. HERNANDEZ	22.331
17	40 R. RAMOS	31.818	17	68 Y. HERNANDEZ	14.771	17	40 R. RAMOS	28.104	17	40 R. RAMOS	22.336
18	37 O. JEZEK	31.980	18	37 O. JEZEK	14.943	18	37 O. JEZEK	28.213	18	37 O. JEZEK	22.555

20/04/2018

These data/results cannot be reproduced, stored and/or transmitted in whole or in part by any manner of electronic, mechanical, photocopying, recording, broadcasting or otherwise now known or herein after developed without the previous express consent by the copyright owner, except for reproduction in daily press and regular printed publications on sale to the public within 60 days of the event related to those data/results and always provided that copyright symbol appears together as follows below.

© DORNA WSBK ORGANIZATION Srl 2018



TT Circuit Assen 4.542 m

Dutch Round, 20-21-22 April 2018

World Superbike - Ideal Times Free Practice 3rd Session

No.	Rider	Nat	Bike	Seg. 1	Seg. 2	Seg. 3	Seg. 4	Ideal Time		
				Diff. 1	Diff. 2	Diff. 3	Diff. 4	Best Lap	Pos.	Diff.
1	60 M. VAN DER MARK	NED	Yamaha YZF R1	31.358	14.381 0.091	27.597	21.729	1'35.065	2	0.091
2	22 A. LOWES	GBR	Yamaha YZF R1	31.303 0.266	14.388	27.671 0.055	21.963	1'35.325	5	0.321
3	33 M. MELANDRI	ITA	Ducati Panigale R	31.436 0.040	14.306	27.616	22.001	1'35.359	3	0.040
4	66 T. SYKES	GBR	Kawasaki ZX-10RR	31.519 0.064	14.394 0.097	27.697	21.875 0.075	1'35.485	6	0.236
5	1 J. REA	GBR	Kawasaki ZX-10RR	31.472 0.133	14.419 0.046	27.741	21.875 0.043	1'35.507	7	0.222
6	21 M. RINALDI	ITA	Ducati Panigale R	31.680 0.004	14.454	27.478	21.902	1'35.514	4	0.004
7	12 X. FORES	ESP	Ducati Panigale R	31.684	14.218	27.687 0.012	21.996 0.147	1'35.585	8	0.159
8	7 C. DAVIES	GBR	Ducati Panigale R	31.449	14.496 0.002	27.696	22.139	1'35.780	9	0.002
9	32 L. SAVADORI	ITA	Aprilia RSV4 RF	31.589	14.558 0.026	27.773	21.959 0.045	1'35.879	10	0.071
10	76 L. BAZ	FRA	BMW S 1000 RR	31.517 0.075	14.588 0.038	27.690	22.123	1'35.918	11	0.113
11	54 T. RAZGATLIOGLU	TUR	Kawasaki ZX-10RR	31.700 0.001	14.563 0.070	27.839	21.995	1'36.097	12	0.071
12	36 L. MERCADO	ARG	Kawasaki ZX-10RR	31.608	14.562	27.916	22.230	1'36.316	13	
13	34 D. GIUGLIANO	ITA	Aprilia RSV4 RF	31.787 0.080	14.561	27.958	22.159	1'36.465	15	0.080
14	99 P. JACOBSEN	USA	Honda CBR1000RR	31.776	14.632	27.964	22.109	1'36.481	14	
15	68 Y. HERNANDEZ	COL	Kawasaki ZX-10RR	31.615	14.771 0.070	27.791	22.331	1'36.508	16	0.070
16	81 J. TORRES	ESP	MV Agusta 1000 F4	31.775 0.276	14.598	27.881	22.318	1'36.572	17	0.276
17	40 R. RAMOS	ESP	Kawasaki ZX-10RR	31.818 0.038	14.636	28.104 0.127	22.336	1'36.894	18	0.165
18	37 O. JEZEK	CZE	Yamaha YZF R1	31.980	14.943	28.213	22.555 0.026	1'37.691	19	0.026
Overall Ideal Time				31.303	14.218	27.478	21.729	1'34.728		

20/04/2018

These data/results cannot be reproduced, stored and/or transmitted in whole or in part by any manner of electronic, mechanical, photocopying, recording, broadcasting or otherwise now known or herein after developed without the previous express consent by the copyright owner, except for reproduction in daily press and regular printed publications on sale to the public within 60 days of the event related to those data/results and always provided that copyright symbol appears together as follows below.

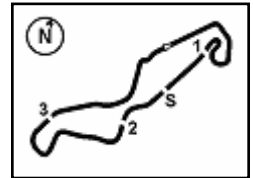
© DORNA WSBK ORGANIZATION Srl 2018

PIRELLI PERUGIA TIMING


Official Tyre Supplier



Official Timekeeper



Dutch Round, 20-21-22 April 2018

World Superbike - Chronological Analysis Free Practice 3rd Session

TT Circuit Assen 4.542 m

1 / 3

1° 60 M. VAN DER MARK (1'35.156)								4° 22 A. LOWES (1'35.646)							
Lap	Seg.1	Seg.2	Seg.3	Seg.4	Lap Time	km/h	Local Time	Lap	Seg.1	Seg.2	Seg.3	Seg.4	Lap Time	km/h	Local Time
1		15.380	28.989	22.675	273.4	16:11'46.753		1		15.497	28.818	22.690	270.0	16:11'58.975	
2	31.889	14.630	27.890	22.125	1'36.534	276.2	16:13'23.287	2	31.804	14.657	27.989	22.144	1'36.594	274.1	16:13'35.569
3	31.985	14.548	27.834	22.044	1'36.411	274.8	16:14'59.698	3	31.539	14.517	27.671	22.004	1'35.731	276.9	16:15'11.300
4	31.734	14.558	28.023	21.981	1'36.296	276.9	16:16'35.994	4	31.956	14.556	27.746	22.069	1'36.327	277.6	16:16'47.627
5	31.944	14.576	28.149	22.184	1'36.853	276.2	16:18'12.847	5	32.082	14.602	28.031	22.205	1'36.920	278.4	16:18'24.547
6	33.553	14.579	27.967	22.021	1'38.120	274.1	16:19'50.967	6	31.783	14.573	27.910	22.653	1'36.919	279.8	16:20'01.466
7	31.796	14.594	28.114	22.075	1'36.579	274.1	16:21'27.546	7	31.971	14.644	28.028	22.168	1'36.811	277.6	16:21'38.277
8	31.746	14.557	27.856	22.081	1'36.240	276.2	16:23'03.786	8	31.982	14.572	27.885	22.152	1'36.591	277.6	16:23'14.868
9	31.858	14.553	27.883	22.104	1'36.398	274.8	16:24'40.184	9	31.684	14.510	27.851	22.255	1'36.300	276.9	16:24'51.168
10	31.748	14.520	27.886	22.094	1'36.248	275.5	16:26'16.432	10	31.872	14.629	28.008	22.117	1'36.626	276.2	16:26'27.794
11	31.895	14.538	27.912	22.013	1'36.358	272.0	16:27'52.790	11	31.758	14.566	27.993	22.203	1'36.520	277.6	16:28'04.314
12	31.815	14.466	27.934	22.555	1'36.770C	276.9	16:29'29.560	12	31.702	14.547	27.953	22.296	1'36.498	278.4	16:29'40.812
13	31.963	14.451	28.369	22.108	1'36.891	274.8	16:31'06.451	13	31.956	14.661	28.032	22.196	1'36.845	276.9	16:31'17.657
14	31.692	14.523	28.009	22.196	1'36.420	276.2	16:32'42.871	14	31.995	14.548	28.145	22.366	1'37.054	277.6	16:32'54.711
15	31.838	14.562	27.998	22.108	1'36.506	276.2	16:34'19.377	15	31.840	14.596	28.125	22.142	1'36.703	276.9	16:34'31.414
16	31.758	14.631	28.021	22.139	1'36.549	274.1	16:35'55.926	16	31.997	14.531	28.123	22.349	1'37.000	277.6	16:36'08.414
17	34.173	14.752	29.142	33.362	1'51.429P	276.9	16:37'47.355	17	31.936	14.531	27.998	22.198	1'36.663	276.9	16:37'45.077
18	5'51.773	14.545	27.696	21.934	6'55.948P	276.2	16:44'43.303	18	34.740	15.774	30.786	36.909	1'58.209P	262.1	16:39'43.286
19	31.358	14.472	27.597	21.729	1'35.156	274.1	16:46'18.459	19	6'24.615	15.736	28.545	22.271	7'31.167P	260.9	16:47'14.453
20	37.093	14.691	28.238	21.982	1'42.004	273.4	16:48'00.463	20	31.569	14.388	27.726	21.963	1'35.646	277.6	16:48'50.099
21	31.486	14.381	27.737	21.953	1'35.557	277.6	16:49'36.020	21	31.303	14.492	27.819	22.042	1'35.656	276.2	16:50'25.755
22	31.452	14.506	27.799	21.944	1'35.701	276.9	16:51'11.721								

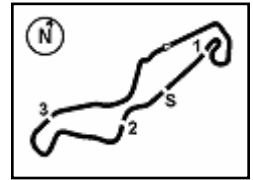
2° 33 M. MELANDRI (1'35.399)								5° 66 T. SYKES (1'35.721)							
Lap	Seg.1	Seg.2	Seg.3	Seg.4	Lap Time	km/h	Local Time	Lap	Seg.1	Seg.2	Seg.3	Seg.4	Lap Time	km/h	Local Time
1		15.936	28.896	22.741	264.7	16:12'21.115		1		15.640	33.758	24.171	266.0	16:12'33.470	
2	31.879	14.677	28.105	22.347	1'37.008	278.4	16:13'58.123	2	31.735	14.581	27.923	22.082	1'36.321	275.5	16:14'09.791
3	31.877	14.680	33.131	23.867	1'43.555	276.2	16:15'41.678	3	31.691	14.494	27.821	22.258	1'36.264	274.8	16:15'46.055
4	31.542	14.501	27.864	22.480	1'36.387	277.6	16:17'18.065	4	31.969	14.663	30.745	22.907	1'40.284	280.5	16:17'26.339
5	31.850	14.506	27.796	22.600	1'36.212	279.8	16:18'54.277	5	31.583	14.491	27.697	21.950	1'35.721	276.2	16:19'02.060
6	31.694	14.474	27.846	22.039	1'36.053	279.8	16:20'30.330	6	31.687	14.502	27.770	21.970	1'35.929	276.9	16:20'37.989
7	31.662	14.451	28.078	22.387	1'36.578	279.1	16:22'06.908	7	35.066	14.719	28.731	22.510	1'41.026	276.2	16:22'19.015
8	37.155	15.827	29.492	22.950	1'45.424	259.0	16:23'52.332	8	31.650	14.451	27.801	21.912	1'35.814	276.2	16:23'54.829
9	31.716	14.570	27.819	22.236	1'36.341	279.1	16:25'28.673	9	31.570	14.403	27.813	22.026	1'35.812	276.9	16:25'30.641
10	31.567	14.498	28.077	22.154	1'36.296	279.1	16:27'04.969	10	31.519	14.460	27.872	21.875	1'35.726	276.9	16:27'06.367
11	31.834	14.500	27.930	22.301	1'36.565	274.8	16:28'41.534	11	31.645	14.394	27.946	21.975	1'35.960	279.8	16:28'42.327
12	35.374	15.229	29.605	32.986	1'53.194P	273.4	16:30'34.728	12	31.981	14.937	28.917	22.725	1'38.560	273.4	16:30'20.887
13	7'41.767	15.065	28.822	22.561	8'48.215P	267.3	16:39'22.943	13	31.744	14.476	27.918	21.935	1'36.073	276.2	16:31'56.960
14	31.918	15.218	28.406	22.285	1'37.827	278.4	16:41'00.770	14	31.631	14.503	27.848	21.972	1'35.954	276.9	16:33'32.914
15	31.686	14.490	27.985	33.398	1'47.559P	282.7	16:42'48.329	15	31.657	14.450	27.809	21.931	1'35.847	276.9	16:35'08.761
16	2'38.340	15.151	28.966	23.061	3'45.518P	274.8	16:46'33.847	16	7'15.555	15.001	28.565	22.521	8'21.642P	274.1	16:45'24.105
17	31.476	14.306	27.616	22.001	1'35.399	281.3	16:48'09.246	17	31.623	14.605	27.911	22.055	1'36.194	276.2	16:47'00.299
18	31.436	14.331	27.723	22.069	1'35.559	279.8	16:49'44.805	18	31.675	14.400	28.044	22.006	1'36.125	276.2	16:48'36.424
19	31.529	14.398	27.804	22.043	1'35.774	281.3	16:51'20.579	19	31.732	14.454	27.975	22.027	1'36.188	273.4	16:50'12.612

3° 21 M. RINALDI (1'35.518)								6° 1 J. REA (1'35.729)							
Lap	Seg.1	Seg.2	Seg.3	Seg.4	Lap Time	km/h	Local Time	Lap	Seg.1	Seg.2	Seg.3	Seg.4	Lap Time	km/h	Local Time
1		15.600	30.945	23.325	272.0	16:12'30.644		1		15.238	29.153	22.469	274.1	16:11'38.934	
2	32.258	14.752	28.204	22.428	1'37.642	276.2	16:14'08.286	2	31.695	14.544	27.973	22.045	1'36.257	277.6	16:13'15.191
3	32.156	14.841	28.109	22.505	1'37.611	276.9	16:15'45.897	3	31.605	14.532	27.757	22.084	1'35.978	276.9	16:14'51.169
4	31.908	14.710	27.969	22.191	1'36.778	278.4	16:17'22.675	4	31.518	14.585	27.806	22.022	1'35.931	276.9	16:16'27.100
5	31.966	14.673	27.775	22.308	1'36.722	277.6	16:18'59.397	5	31.472	14.549	27.796	22.021	1'35.838	277.6	16:18'02.938
6	31.918	14.620	27.885	22.206	1'36.629	276.9	16:20'36.026	6	31.839	14.531	27.769	21.875	1'36.014	279.1	16:19'38.952
7	31.807	14.525	27.788	22.275	1'36.395	276.9	16:22'12.421	7	31.605	14.465	27.741	21.918	1'35.729	279.1	16:21'14.681
8	35.385	16.538	30.948	37.115	1'59.986P	260.9	16:24'12.407	8	31.547	14.524	27.798	22.116	1'35.985	278.4	16:22'50.666
9	11'39.045	15.387	28.416	22.301	12'45.149P	274.1	16:36'57.556	9	31.554	14.487	27.823	21.917	1'35.781	277.6	16:24'26.447
10	31.680	14.597	27.516	22.052	1'35.845	278.4	16:38'33.401	10	31.611	14.532	27.827	21.931	1'35.901	279.8	16:26'02.348
11	31.684	14.454	27.478	21.902	1'35.518	277.6	16:40'08.919	11	31.635	14.535	27.954	21.989	1'36.113	279.1	16:27'38.461
12	31.756	16.143	30.385	23.996	1'42.280	237.4	16:41'51.199	12	31.618	14.419	27.918	21.999	1'35.954	278.4	16:29'14.415
13	33.563	17.239	31.616	35.341	1'57.759P	221.3	16:43'48.958	13	31.579	14.475	27.818	21.922	1'35.794	278.4	16:30'50.209
14	5'51.704	15.887	29.439	23.520	7'00.550P	262.8	16:50'49.508	14	31.684	14.466	27.877	21.939	1'35.966	277.6	16:32'26.175
								15	31.593	14.489	27.897	22.061	1'36.040	279.8	16:34'02.215

20/04/2018 P = Pits In/Out - C = Lap Time Cancelled

These data/results cannot be reproduced, stored and/or transmitted in whole or in part by any manner of electronic, mechanical, photocopying, recording, broadcasting or otherwise now known or herein after developed without the previous express consent by the copyright owner, except for reproduction in daily press and regular printed publications on sale to the public within 60 days of the event related to those data/results and always provided that copyright symbol appears together as follows below.

© DORNA WSBK ORGANIZATION Srl 2018



Dutch Round, 20-21-22 April 2018

World Superbike - Chronological Analysis Free Practice 3rd Session

TT Circuit Assen 4.542 m

2 / 3

16	31.576	14.490	27.836	22.048	1'35.950	279,1	16:35'38.165	14	34.471	14.815	27.846	22.229	1'39.361	273,4	16:48'37.796
17	31.769	14.482	28.054	22.078	1'36.383	279,8	16:37'14.548	15	33.707	14.663	27.983	22.100	1'38.453	274,8	16:50'16.249
18	31.633	14.584	28.010	22.104	1'36.331	279,1	16:38'50.879								
19	31.697	14.470	28.028	22.090	1'36.285	279,1	16:40'27.164								
20	31.778	14.726	28.164	22.320	1'36.988	278,4	16:42'04.152								
21	37.504	15.381	29.402	32.424	1'54.711P	276,9	16:43'58.863								
22	4'19.270	15.585	29.584	22.790	5'27.229P	274,1	16:49'26.092								
23	31.710	14.659	28.188	22.126	1'36.683	279,1	16:51'02.775								

10° 76 L. BAZ (1'36.031)

Lap	Seg.1	Seg.2	Seg.3	Seg.4	Lap Time	km/h	Local Time
1		15.178	29.022	22.508	268,7	16:11'39.297	
2	31.999	14.827	28.100	22.324	1'37.250	16:13'16.547	
3	31.814	14.800	27.973	22.372	1'36.959	16:14'53.506	
4	31.790	14.781	28.030	22.657	1'37.258	16:16'30.764	
5	31.946	14.711	28.099	22.408	1'37.164	16:18'07.928	
6	32.110	14.759	28.199	22.320	1'37.388	16:19'45.316	
7	31.980	14.754	28.164	22.303	1'37.201	16:21'22.517	
8	31.926	14.736	28.142	22.423	1'37.227	16:22'59.744	
9	32.039	14.676	28.161	22.351	1'37.227	16:24'36.971	
10	31.930	14.697	28.300	22.601	1'37.528	16:26'14.499	
11	32.034	14.666	28.312	22.442	1'37.454	16:27'51.953	
12	32.029	14.613	28.225	24.187	1'39.054	16:29'31.007	
13	34.769	14.983	28.515	32.465	1'50.732P	16:31'21.739	
14	9'26.712	15.554	30.658	22.597	10'35.521P	16:41'57.260	
15	31.592	14.626	27.690	22.123	1'36.031	16:43'33.291	
16	31.531	14.594	27.758	22.214	1'36.097	274,8	16:45'09.388
17	31.517	14.588	27.891	22.257	1'36.253	272,7	16:46'45.641
18	37.472	15.555	29.500	34.618	1'57.145P	262,8	16:48'42.786

11° 54 T. RAZGATLIOGLU (1'36.168)

Lap	Seg.1	Seg.2	Seg.3	Seg.4	Lap Time	km/h	Local Time
1		15.414	29.074	23.027	271,4	16:11'43.651	
2	32.115	14.825	28.021	22.304	1'37.265	16:13'20.916	
3	32.033	14.711	28.081	22.062	1'36.887	16:14'57.803	
4	31.974	14.742	28.124	22.434	1'37.274	278,4	16:16'35.077
5	34.804	18.165	35.501	34.280	2'02.750P	214,3	16:18'37.827
6	6'34.460	15.327	28.303	22.611	7'40.701P	272,7	16:26'18.528
7	33.123	14.774	28.123	22.368	1'38.388	16:27'56.916	
8	31.775	14.563	27.890	22.148	1'36.376	273,4	16:29'33.292
9	31.701	14.633	27.839	21.995	1'36.168	272,7	16:31'09.460
10	31.762	14.567	27.956	22.047	1'36.332	274,1	16:32'45.792
11	31.770	14.577	28.069	26.433	1'40.849C	274,8	16:34'26.641
12	36.036	17.968	31.059	35.111	2'00.174P	208,9	16:36'26.815
13	7'12.906	14.890	28.203	22.205	8'18.204P	275,5	16:44'45.019
14	31.700	14.877	28.362	22.377	1'37.316	271,4	16:46'22.335
15	31.815	14.628	27.999	22.233	1'36.675	274,8	16:47'59.010
16	31.932	14.713	28.163	22.348	1'37.156	270,0	16:49'36.166
17	31.894	14.658	30.775	34.629	1'51.956P	276,2	16:51'28.122

12° 36 L. MERCADO (1'36.316)

Lap	Seg.1	Seg.2	Seg.3	Seg.4	Lap Time	km/h	Local Time
1		15.435	28.803	22.577	269,3	16:11'41.430	
2	32.128	14.950	28.279	22.502	1'37.859	16:13'19.289	
3	31.909	14.846	28.255	22.441	1'37.451	16:14'56.740	
4	31.996	14.845	28.307	22.441	1'37.589	16:16'34.329	
5	32.038	14.910	28.445	22.779	1'38.172	16:18'12.501	
6	36.064	15.076	28.284	22.741	1'42.165	16:19'54.666	
7	32.011	14.785	28.271	22.607	1'37.674	16:21'32.340	
8	31.988	14.796	28.360	33.724	1'48.868P	269,3	16:23'21.208
9	9'23.807	15.009	28.190	22.468	10'29.474P	268,0	16:33'50.682
10	31.753	14.740	28.002	22.246	1'36.741	16:35'27.423	
11	31.882	14.692	28.201	22.279	1'37.054	16:37'04.477	
12	32.000	14.696	28.145	22.395	1'37.236	16:38'41.713	
13	38.464	18.013	28.377	22.375	1'47.229	194,6	16:40'28.942
14	34.882	15.120	28.404	33.278	1'51.684P	269,3	16:42'20.626
15	2'29.332	17.778	29.817	22.469	3'39.396P	237,9	16:46'00.022
16	31.608	14.562	27.916	22.230	1'36.316	274,1	16:47'36.338
17	31.939	14.641	28.264	22.349	1'37.193	270,0	16:49'13.531
18	32.089	14.617	28.203	22.438	1'37.347	271,4	16:50'50.878

7° 12 X. FORES (1'35.744)

Lap	Seg.1	Seg.2	Seg.3	Seg.4	Lap Time	km/h	Local Time
1		15.456	30.236	22.832	275,5	16:12'17.035	
2	32.165	14.712	28.427	22.366	1'37.670	16:13'54.705	
3	38.993	14.731	28.100	22.413	1'44.237	16:15'38.942	
4	31.818	14.440	27.840	22.111	1'36.209	16:17'15.151	
5	31.908	14.425	27.909	22.197	1'36.439	16:18'51.590	
6	43.570	14.663	28.114	22.272	1'48.619	16:20'40.209	
7	31.980	14.445	27.907	32.675	1'47.007P	16:22'27.216	
8	9'25.045	14.849	29.980	22.919	10'32.793P	16:33'00.009	
9	32.058	14.491	28.133	22.299	1'36.981	16:34'36.990	
10	32.394	14.873	30.034	33.965	1'51.266P	279,8	16:36'28.256
11	5'22.773	18.780	31.847	23.285	6'36.685P	194,6	16:43'04.941
12	31.901	14.386	27.687	21.996	1'35.970	276,9	16:44'40.911
13	31.702	14.365	27.760	22.109	1'35.936	276,2	16:46'16.847
14	31.684	14.218	27.699	22.143	1'35.744	277,6	16:47'52.591
15	31.806	14.401	27.798	22.288	1'36.293	276,2	16:49'28.884
16	32.407	15.157	28.967	22.997	1'39.528	268,7	16:51'08.412

8° 7 C. DAVIES (1'35.782)

Lap	Seg.1	Seg.2	Seg.3	Seg.4	Lap Time	km/h	Local Time
1		15.272	29.501	23.393	270,7	16:12'15.265	
2	34.922	14.741	29.165	25.630	1'44.458	16:13'59.723	
3	31.804	14.549	28.109	22.278	1'36.740	16:15'36.463	
4	31.637	14.546	28.005	22.225	1'36.413	16:17'12.876	
5	31.644	14.537	30.953	26.103	1'43.237	16:18'56.113	
6	31.865	14.604	27.986	22.437	1'36.892	16:20'33.005	
7	31.566	14.607	27.965	22.185	1'36.323	278,4	16:22'09.328
8	32.332	15.342	29.070	33.166	1'49.910P	264,1	16:23'59.238
9	6'49.847	15.167	31.248	23.898	8'00.160P	272,0	16:31'59.398
10	31.761	14.509	27.903	22.415	1'36.588	276,2	16:33'35.986
11	31.449	14.498	27.696	22.139	1'35.782	276,9	16:35'11.768
12	31.900	14.862	29.109	32.497	1'48.368P	275,5	16:37'00.136
13	4'24.653	15.063	29.122	22.737	5'31.575P	272,7	16:42'31.711
14	31.723	14.565	28.013	22.349	1'36.650	276,2	16:44'08.361
15	31.589	14.524	30.334	23.872	1'40.319	276,2	16:45'48.680
16	31.773	14.560	27.895	22.222	1'36.450	276,9	16:47'25.130
17	31.609	14.510	31.012	24.450	1'41.581	277,6	16:49'06.711
18	31.619	14.496	27.794	22.630	1'36.539	276,9	16:50'43.250

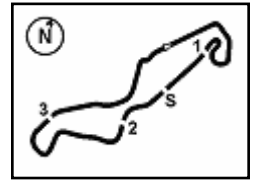
9° 32 L. SAVADORI (1'35.950)

Lap	Seg.1	Seg.2	Seg.3	Seg.4	Lap Time	km/h	Local Time
1		15.293	28.707	23.127	273,4	16:11'47.374	
2	31.619	14.607	27.832	21.959	1'36.017	16:13'23.391	
3	43.080	15.914	27.895	22.421	1'49.310	248,8	16:15'12.701
4	31.589	14.584	27.773	22.004	1'35.950	276,9	16:16'48.651
5	31.891	14.558	28.067	22.706	1'37.222	280,5	16:18'25.873
6	31.744	14.628	28.471	22.855	1'37.698	276,2	16:20'03.571
7	33.793	15.091	28.896	32.385	1'50.165P	273,4	16:21'53.736
8	9'10.778	14.967	28.480	22.369	10'16.594P	270,7	16:32'10.330
9	31.645	14.638	28.000	22.253	1'36.536	274,8	16:33'46.866
10	31.829	14.663	28.040	22.135	1'36.667	274,8	16:35'23.533
11	31.924	14.665	28.069	22.160	1'36.818	275,5	16:37'00.351
12	33.543	15.041	28.877	32.891	1'50.352P	272,7	16:38'50.703
13	6'45.041	26.316	29.497	26.878	8'07.732P	259,6	16:46'58.435

20/04/2018 P = Pits In/Out - C = Lap Time Cancelled

These data/results cannot be reproduced, stored and/or transmitted in whole or in part by any manner of electronic, mechanical, photocopying, recording, broadcasting or otherwise now known or herein after developed without the previous express consent by the copyright owner, except for reproduction in daily press and regular printed publications on sale to the public within 60 days of the event related to those data/results and always provided that copyright symbol appears together as follows below.

© DORNA WSBK ORGANIZATION Srl 2018



Dutch Round, 20-21-22 April 2018

World Superbike - Chronological Analysis Free Practice 3rd Session

TT Circuit Assen 4.542 m

3 / 3

13° 99 P. JACOBSEN (1'36.481)							
Lap	Seg.1	Seg.2	Seg.3	Seg.4	Lap Time	km/h	Local Time
1		15.457	28.765	22.846		276,2	16:11'42.862
2	32.089	14.818	28.176	22.341	1'37.424	276,9	16:13'20.286
3	31.945	14.739	28.320	22.244	1'37.248	276,9	16:14'57.534
4	32.067	14.747	28.164	22.283	1'37.261	278,4	16:16'34.795
5	32.337	14.709	28.416	22.492	1'37.954	280,5	16:18'12.749
6	34.581	15.189	28.935	33.276	1'51.981P	265,4	16:20'04.730
7	8'51.883	15.219	28.760	22.604	9'58.466P	272,0	16:30'03.196
8	32.152	14.950	28.621	33.334	1'49.057P	275,5	16:31'52.253
9	10'56.347	15.371	29.008	22.434	12'03.160P	273,4	16:43'55.413
10	31.776	14.632	27.964	22.109	1'36.481	276,9	16:45'31.894
11	36.804	15.480	28.727	23.121	1'44.132	259,6	16:47'16.026
12	33.668	15.088	28.720	22.506	1'39.982	278,4	16:48'56.008
13	34.346	15.375	28.822	22.946	1'41.489	273,4	16:50'37.497

14° 34 D. GIUGLIANO (1'36.545)							
Lap	Seg.1	Seg.2	Seg.3	Seg.4	Lap Time	km/h	Local Time
1		15.252	28.952	22.734		274,1	16:11'40.762
2	46.116	15.068	28.575	22.514	1'52.273	275,5	16:13'33.035
3	32.252	14.777	28.483	22.496	1'38.008	276,9	16:15'11.043
4	37.080	15.426	29.485	22.680	1'44.671	268,7	16:16'55.714
5	32.134	14.800	28.376	22.466	1'37.776	275,5	16:18'33.490
6	36.092	15.434	30.358	34.188	1'56.072P	272,7	16:20'29.562
7	7'41.722	15.017	28.456	23.661	8'48.856P	277,6	16:29'18.418
8	32.185	14.759	28.401	22.356	1'37.701	275,5	16:30'56.119
9	31.904	14.747	28.422	22.458	1'37.531	278,4	16:32'33.650
10	36.492	15.262	33.072	36.433	2'01.259P	273,4	16:34'34.909
11	4'56.535	15.182	28.534	22.583	6'02.834P	271,4	16:40'37.743
12	31.867	14.561	27.958	22.159	1'36.545	277,6	16:42'14.288
13	39.582	18.865	31.429	24.573	1'54.449	216,0	16:44'08.737
14	31.787	14.600	28.275	22.412	1'37.074	278,4	16:45'45.811
15	46.482	16.489	29.800	22.748	1'55.519	238,9	16:47'41.330
16	31.894	16.013	39.316	36.721	2'03.944P	277,6	16:49'45.274

15° 68 Y. HERNANDEZ (1'36.578)							
Lap	Seg.1	Seg.2	Seg.3	Seg.4	Lap Time	km/h	Local Time
1		15.599	29.008	23.847		268,0	16:11'47.789
2	32.368	15.057	28.321	22.770	1'38.516	272,7	16:13'26.305
3	32.171	15.027	28.482	22.765	1'38.445	270,7	16:15'04.750
4	35.045	15.039	28.081	22.624	1'40.789	268,0	16:16'45.539
5	32.122	15.057	28.187	22.598	1'37.964	272,7	16:18'23.503
6	31.954	14.998	28.077	22.874	1'37.903	271,4	16:20'01.406
7	32.260	14.890	27.994	22.413	1'37.557	274,1	16:21'38.963
8	31.923	14.771	28.084	32.588	1'47.366P	273,4	16:23'26.329
9	8'25.326	15.248	28.453	23.194	9'32.221P	272,7	16:32'58.550
10	32.161	14.972	28.350	22.725	1'38.208	269,3	16:34'36.758
11	32.204	15.106	28.286	32.387	1'47.983P	272,0	16:36'24.741
12	4'24.448	15.171	31.630	22.590	5'33.839P	272,7	16:41'58.580
13	31.736	14.915	27.896	22.515	1'37.062	273,4	16:43'35.642
14	31.615	14.841	27.791	22.331	1'36.578	271,4	16:45'12.220
15	31.737	14.889	27.863	22.394	1'36.883	273,4	16:46'49.103
16	35.691	15.053	28.490	27.109	1'46.343	271,4	16:48'35.446
17	33.201	15.099	30.705	33.444	1'52.449P	272,0	16:50'27.895

16° 81 J. TORRES (1'36.848)							
Lap	Seg.1	Seg.2	Seg.3	Seg.4	Lap Time	km/h	Local Time
1		15.621	28.844	22.810		262,8	16:11'54.074
2	32.332	14.833	28.092	22.375	1'37.632	272,7	16:13'31.706
3	32.051	14.598	27.881	22.318	1'36.848	275,5	16:15'08.554
4	31.775	14.727	28.122	22.468	1'37.092	276,2	16:16'45.646
5	32.249	14.981	28.384	33.084	1'48.698P	276,2	16:18'34.344
6	3'37.258	15.557	28.732	24.109	4'45.656P	270,7	16:23'20.000

7	32.377	14.878	28.107	22.603	1'37.965	273,4	16:24'57.965
8	32.108	14.762	28.240	22.439	1'37.549	271,4	16:26'35.514
9	32.040	16.798	38.746	37.155	2'04.739P	274,1	16:28'40.253

17° 40 R. RAMOS (1'37.059)							
Lap	Seg.1	Seg.2	Seg.3	Seg.4	Lap Time	km/h	Local Time
1		15.522	28.836	22.772		268,7	16:11'43.836
2	32.390	14.775	28.104	22.400	1'37.669	270,0	16:13'21.505
3	31.856	14.636	28.231	22.336	1'37.059	271,4	16:14'58.564
4	31.854	14.774	28.167	22.395	1'37.190	272,0	16:16'35.754
5	31.973	14.762	28.791	33.895	1'49.421P	273,4	16:18'25.175
6	8'28.537	15.003	28.785	23.043	9'35.368P	265,4	16:28'00.543
7	32.391	14.854	29.059	22.687	1'38.991	267,3	16:29'39.534
8	33.990	14.775	29.182	32.815	1'50.762P	268,0	16:31'30.296
9	10'17.993	15.923	36.128	25.211	11'35.255P	259,6	16:43'05.551
10	32.153	16.094	29.777	22.558	1'40.582	271,4	16:44'46.133
11	36.645	15.011	30.690	25.942	1'48.288	267,3	16:46'34.421
12	31.818	14.813	28.228	22.577	1'37.436	263,4	16:48'11.857
13	33.065	14.991	29.117	22.613	1'39.786	267,3	16:49'51.643
14	31.867	14.779	28.329	22.596	1'37.571	269,3	16:51'29.214

18° 37 O. JEZEK (1'37.717)							
Lap	Seg.1	Seg.2	Seg.3	Seg.4	Lap Time	km/h	Local Time
1		15.603	29.287	23.696		263,4	16:11'43.743
2	32.849	14.994	28.585	22.822	1'39.250	270,0	16:13'22.993
3	32.495	14.970	30.035	24.711	1'42.211	270,7	16:15'05.204
4	34.031	16.621	28.571	22.762	1'41.985	213,9	16:16'47.189
5	32.410	14.958	28.470	22.922	1'38.760	264,7	16:18'25.949
6	34.014	16.403	29.244	33.641	1'53.302P	228,3	16:20'19.251
7	9'21.400	16.892	31.125	23.476	10'32.893P	229,8	16:30'52.144
8	32.429	15.067	28.503	22.748	1'38.747	266,7	16:32'30.891
9	32.345	15.031	28.456	22.830	1'38.662	267,3	16:34'09.553
10	34.809	16.796	30.549	24.934	1'47.088	228,3	16:35'56.641
11	32.538	15.031	28.394	22.749	1'38.712	268,0	16:37'35.353
12	37.188	16.964	32.581	32.823	1'59.556P	219,1	16:39'34.909
13	6'27.571	17.819	30.650	25.301	7'41.341P	225,0	16:47'16.250
14	32.643	15.510	29.409	22.555	1'40.117	255,9	16:48'56.367
15	31.980	14.943	28.213	22.581	1'37.717	268,0	16:50'34.084

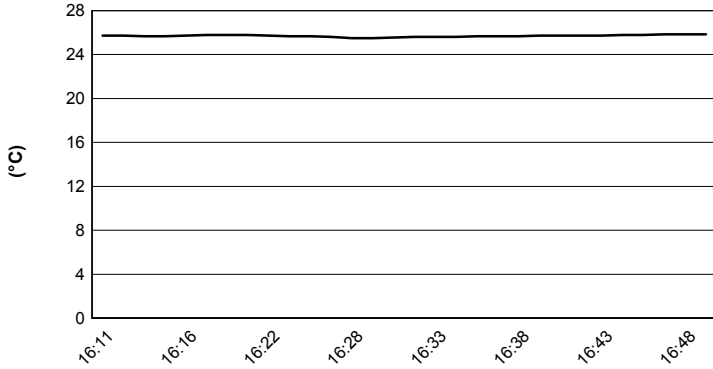
20/04/2018 P = Pits In/Out - C = Lap Time Cancelled

These data/results cannot be reproduced, stored and/or transmitted in whole or in part by any manner of electronic, mechanical, photocopying, recording, broadcasting or otherwise now known or herein after developed without the previous express consent by the copyright owner, except for reproduction in daily press and regular printed publications on sale to the public within 60 days of the event related to those data/results and always provided that copyright symbol appears together as follows below.

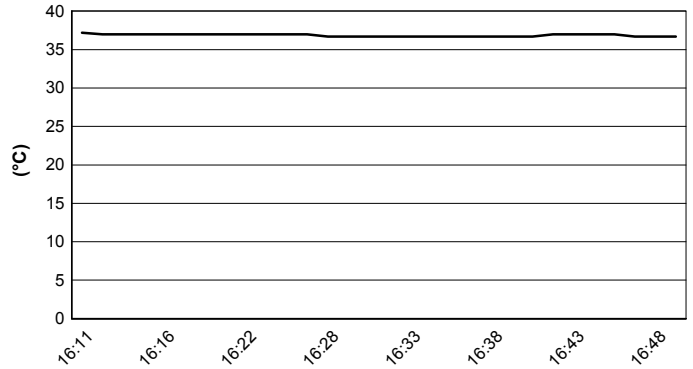
© DORNA WSBK ORGANIZATION Srl 2018

Dutch Round, 20-21-22 April 2018
World Superbike - Weather Report Free Practice 3rd Session
 Session started 16:10 - Session ended 16:52

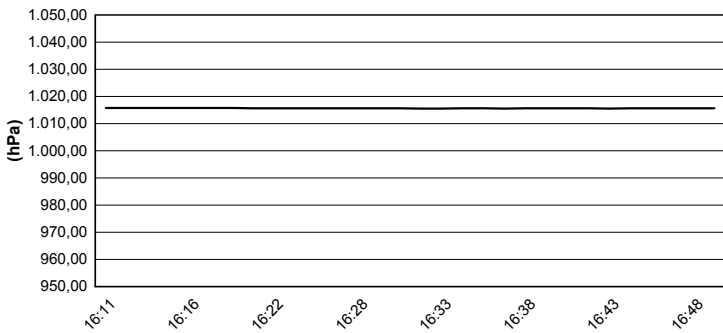
Air Temperature



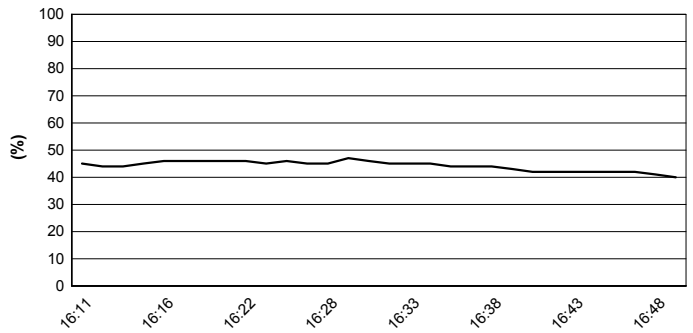
Track Temperature



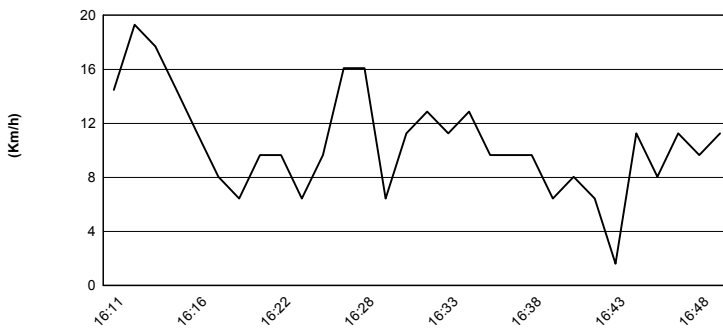
Air Pressure



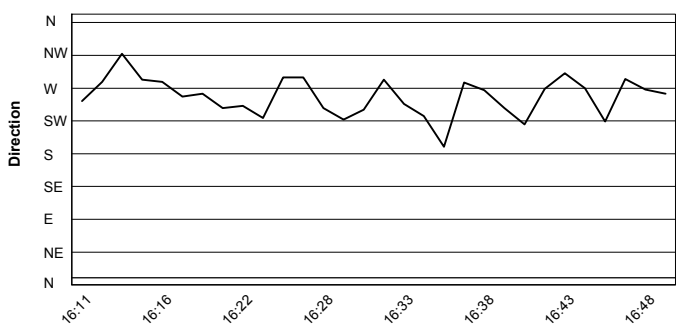
Humidity



Wind Speed



Wind Direction



20/04/2018

These data/results cannot be reproduced, stored and/or transmitted in whole or in part by any manner of electronic, mechanical, photocopying, recording, broadcasting or otherwise now known or herein after developed without the previous express consent by the copyright owner, except for reproduction in daily press and regular printed publications on sale to the public within 60 days of the event related to those data/results and always provided that copyright symbol appears together as follows below.

© DORNA WSBK ORGANIZATION Srl 2018

Dutch Round, 20-21-22 April 2018

World Superbike - Superpoles Entry List

Superpole 1

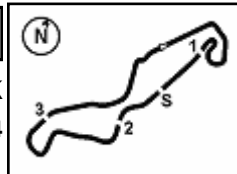
FPs Pos	No. Rider	Nat	Team	Bike	Time
11	76 L. BAZ	FRA	GULF ALTHEA BMW Racing Team	BMW S 1000 RR	1'36.031
12	54 T. RAZGATLIOGLU	TUR	Kawasaki Puccetti Racing	Kawasaki ZX-10RR	1'36.168
13	36 L. MERCADO	ARG	Orelac Racing VerdNatura	Kawasaki ZX-10RR	1'36.316
14	99 P. JACOBSEN	USA	TripleM Honda World Superbike Team	Honda CBR1000RR	1'36.433
15	34 D. GIUGLIANO	ITA	Milwaukee Aprilia	Aprilia RSV4 RF	1'36.545
16	68 Y. HERNANDEZ	COL	Team Pedercini Racing	Kawasaki ZX-10RR	1'36.578
17	40 R. RAMOS	ESP	Team GoEleven Kawasaki	Kawasaki ZX-10RR	1'37.038
18	45 J. GAGNE	USA	Red Bull Honda World Superbike Team	Honda CBR1000RR	1'37.257
19	37 O. JEZEK	CZE	Guandalini Racing	Yamaha YZF R1	1'37.717

Superpole 2

FPs Pos	No. Rider	Nat	Team	Bike	Time
1	60 M. VAN DER MARK	NED	Pata Yamaha Official WorldSBK Team	Yamaha YZF R1	1'35.156
2	33 M. MELANDRI	ITA	Aruba.it Racing - Ducati	Ducati Panigale R	1'35.399
3	21 M. RINALDI	ITA	Aruba.it Racing - Junior Team	Ducati Panigale R	1'35.518
4	1 J. REA	GBR	Kawasaki Racing Team WorldSBK	Kawasaki ZX-10RR	1'35.630
5	22 A. LOWES	GBR	Pata Yamaha Official WorldSBK Team	Yamaha YZF R1	1'35.646
6	66 T. SYKES	GBR	Kawasaki Racing Team WorldSBK	Kawasaki ZX-10RR	1'35.708
7	12 X. FORES	ESP	Barni Racing Team	Ducati Panigale R	1'35.744
8	7 C. DAVIES	GBR	Aruba.it Racing - Ducati	Ducati Panigale R	1'35.782
9	32 L. SAVADORI	ITA	Milwaukee Aprilia	Aprilia RSV4 RF	1'35.950
10	81 J. TORRES	ESP	MV Agusta Reparto Corse	MV Agusta 1000 F4	1'36.002

*
*

* These positions are assigned to the 1st and 2nd rider classified in Superpole 1



TT Circuit Assen 4.542 m

Dutch Round, 20-21-22 April 2018

World Superbike - Best Laps & Speeds

No.	Rider Bike	Nat	Best Lap		FP1		FP2		FP3										
			LL	SPD	LL	SPD	LL	SPD	LL	SPD									
1	60 M. VAN DER MARK Yamaha YZF R1	NED	1'35.156		1'35.931	281,2	1'36.418	219	1'35.156	277,6									
2	33 M. MELANDRI Ducati Panigale R	ITA	1'35.399		1'36.570	284,9	1'35.971	15	1'35.399	282,7									
3	21 M. RINALDI Ducati Panigale R	ITA	1'35.518		1'36.615	281,2	1'36.547	17	1'35.518	278,3									
4	1 J. REA Kawasaki ZX-10RR	GBR	1'35.630		1'35.662	283,4	1'35.630	21	1'35.729	279,7									
5	22 A. LOWES Yamaha YZF R1	GBR	1'35.646		1'36.567	283,4	1'36.146	16	1'35.646	279,7									
6	66 T. SYKES Kawasaki ZX-10RR	GBR	1'35.708		1'36.380	282,7	1'35.708	14	1'35.721	280,5									
7	12 X. FORES Ducati Panigale R	ESP	1'35.744		1'36.359	281,2	1'36.072	12	1'35.744	279,7									
8	7 C. DAVIES Ducati Panigale R	GBR	1'35.782		1'36.478	279,7	1'36.297	15	1'35.782	278,3									
9	32 L. SAVADORI Aprilia RSV4 RF	ITA	1'35.950		1'37.240	280,5	1'36.041	14	1'35.950	280,5									
10	81 J. TORRES MV Agusta 1000 F4	ESP	1'36.002		1'36.583	281,9	1'36.002	17	1'36.848	276,2									
11	76 L. BAZ BMW S 1000 RR	FRA	1'36.031		1'36.554	281,2	1'36.121	17	1'36.031	274,8									
12	54 T. RAZGATLIOGLU Kawasaki ZX-10RR	TUR	1'36.168		1'37.433	278,3	1'36.425	14	1'36.168	278,3									
13	36 L. MERCADO Kawasaki ZX-10RR	ARG	1'36.316		1'37.196	279,0	1'37.524	4	1'36.316	274,1									
14	99 P. JACOBSEN Honda CBR1000RR	USA	1'36.433		1'37.432	283,4	1'36.433	11	1'36.481	280,5									
15	34 D. GIUGLIANO Aprilia RSV4 RF	ITA	1'36.545		1'37.744	284,2	1'36.726	15	1'36.545	278,3									
16	68 Y. HERNANDEZ Kawasaki ZX-10RR	COL	1'36.578		1'38.479	276,9	1'36.938	15	1'36.578	274,1									
17	40 R. RAMOS Kawasaki ZX-10RR	ESP	1'37.038		1'37.625	280,5	1'37.038	17	1'37.059	273,4									
18	45 J. GAGNE Honda CBR1000RR	USA	1'37.257		1'37.257	284,9	1'37.415	7		276,2									
19	37 O. JEZEK Yamaha YZF R1	CZE	1'37.717		1'39.231	277,6	1'38.493	8	1'37.717	270,6									

20/04/2018

These data/results cannot be reproduced, stored and/or transmitted in whole or in part by any manner of electronic, mechanical, photocopying, recording, broadcasting or otherwise now known or herein after developed without the previous express consent by the copyright owner, except for reproduction in daily press and regular printed publications on sale to the public within 60 days of the event related to those data/results and always provided that copyright symbol appears together as follows below.

© DORNA WSBK ORGANIZATION Srl 2018

FIGR PERUGIA TIMING



Official Tyre Supplier



Official Timekeeper