

TT Circuit Assen 4.542 m

1 / 2

Dutch Round, 20-21-22 April 2018

World Superbike - Results Free Practice 4th Session

No.	Rider	Nat	Team	Bike	Class	Time	Gap	Rel.	Laps	Speed	
										Avg	Max
1	1 J. REA	GBR	Kawasaki Racing Team WorldSBK	Kawasaki ZX-10RR		1'35.373			10	171,445	285,0
2	7 C. DAVIES	GBR	Aruba.it Racing - Ducati	Ducati Panigale R		1'35.546	0.173	0.173	11	171,134	286,5
3	12 X. FORES	ESP	Barni Racing Team	Ducati Panigale R	IND	1'35.703	0.330	0.157	10	170,854	285,7
4	66 T. SYKES	GBR	Kawasaki Racing Team WorldSBK	Kawasaki ZX-10RR		1'35.713	0.340	0.010	11	170,836	287,2
5	22 A. LOWES	GBR	Pata Yamaha Official WorldSBK Team	Yamaha YZF R1		1'35.786	0.413	0.073	11	170,706	285,7
6	60 M. VAN DER MARK	NED	Pata Yamaha Official WorldSBK Team	Yamaha YZF R1		1'35.974	0.601	0.188	12	170,371	286,5
7	81 J. TORRES	ESP	MV Agusta Reparto Corse	MV Agusta 1000 F4		1'36.202	0.829	0.228	12	169,967	283,5
8	54 T. RAZGATLIOGLU	TUR	Kawasaki Puccetti Racing	Kawasaki ZX-10RR	IND	1'36.615	1.242	0.413	11	169,241	283,5
9	32 L. SAVADORI	ITA	Milwaukee Aprilia	Aprilia RSV4 RF		1'36.620	1.247	0.005	10	169,232	285,0
10	76 L. BAZ	FRA	GULF ALTHEA BMW Racing Team	BMW S 1000 RR		1'36.704	1.331	0.084	12	169,085	281,3
11	21 M. RINALDI	ITA	Aruba.it Racing - Junior Team	Ducati Panigale R	IND	1'36.737	1.364	0.033	9	169,027	285,0
12	33 M. MELANDRI	ITA	Aruba.it Racing - Ducati	Ducati Panigale R		1'36.865	1.492	0.128	7	168,804	286,5
13	40 R. RAMOS	ESP	Team GoEleven Kawasaki	Kawasaki ZX-10RR	IND	1'36.968	1.595	0.103	12	168,625	279,8
14	34 D. GIUGLIANO	ITA	Milwaukee Aprilia	Aprilia RSV4 RF		1'37.009	1.636	0.041	11	168,553	285,0
15	36 L. MERCADO	ARG	Orelac Racing VerdNatura	Kawasaki ZX-10RR	IND	1'37.125	1.752	0.116	12	168,352	282,0
16	99 P. JACOBSEN	USA	TripleM Honda World Superbike Team	Honda CBR1000RR	IND	1'37.367	1.994	0.242	12	167,934	286,5
17	68 Y. HERNANDEZ	COL	Team Pedercini Racing	Kawasaki ZX-10RR	IND	1'37.442	2.069	0.075	11	167,804	282,0
18	37 O. JEZEK	CZE	Guandalini Racing	Yamaha YZF R1	IND	1'38.143	2.770	0.701	8	166,606	280,5
----- Out 107% in this Session -----											
19	45 J. GAGNE	USA	Red Bull Honda World Superbike Team	Honda CBR1000RR		1'44.469	9.096	6.326	2	156,517	272,0

Qualifying Lap Time (107% of 1'35.373): 1'42.050

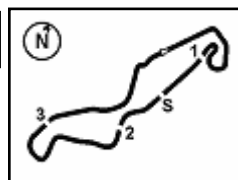
AIR	Humidity:	80%	Temp:	12°C
TRACK	Condition:	Dry	Temp:	14°C

Records	Pole (SP2)	2017 J.Rea	1'33.505	174,870	Km/h
	Race (RC1)	2017 J.Rea	1'34.880	172,340	Km/h
	Circuit (SP2)	2017 J.Rea	1'33.505	174,870	Km/h

Start 21/04/2018 08:45 End 09:08 The results are provisional until the end of the time limit for protests and appeals and the completion of the technical checks.

These data/results cannot be reproduced, stored and/or transmitted in whole or in part by any manner of electronic, mechanical, photocopying, recording, broadcasting or otherwise now known or herein after developed without the previous express consent by the copyright owner, except for reproduction in daily press and regular printed publications on sale to the public within 60 days of the event related to those data/results and always provided that copyright symbol appears together as follows below.

© DORNA WSBK ORGANIZATION Srl 2018



Dutch Round, 20-21-22 April 2018

World Superbike - Results Free Practice 4th Session

Session Highlights

Local Time	No. Rider	Description
08.45.00		Start
08.51.04		WorldSBK Pit Intervention Time: 1m 1sec
09.02.43	21 M. RINALDI	On the Gravel - Re-Joined - Turn 7
09.08.06		End Of Session

Fastest Laps Sequence

No.	Rider	Nat	Team	Bike	Local Time	Time	Gap	Avg
1	J. REA	GBR	Kawasaki Racing Team WorldSBK	Kawasaki ZX-10RR	08:48'16.181	1'36.546		169,362
12	X. FORES	ESP	Barni Racing Team	Ducati Panigale R	08:49'00.552	1'36.513	-0.033	169,420
1	J. REA	GBR	Kawasaki Racing Team WorldSBK	Kawasaki ZX-10RR	08:49'52.149	1'35.968	-0.545	170,382
1	J. REA	GBR	Kawasaki Racing Team WorldSBK	Kawasaki ZX-10RR	08:51'28.114	1'35.965	-0.003	170,387
12	X. FORES	ESP	Barni Racing Team	Ducati Panigale R	08:52'12.511	1'35.882	-0.083	170,535
1	J. REA	GBR	Kawasaki Racing Team WorldSBK	Kawasaki ZX-10RR	08:53'03.975	1'35.861	-0.021	170,572
12	X. FORES	ESP	Barni Racing Team	Ducati Panigale R	08:53'48.214	1'35.703	-0.158	170,854
7	C. DAVIES	GBR	Aruba.it Racing - Ducati	Ducati Panigale R	08:55'25.151	1'35.546	-0.157	171,134
1	J. REA	GBR	Kawasaki Racing Team WorldSBK	Kawasaki ZX-10RR	08:57'51.310	1'35.471	-0.075	171,269
1	J. REA	GBR	Kawasaki Racing Team WorldSBK	Kawasaki ZX-10RR	09:05'30.757	1'35.373	-0.098	171,445

21/04/2018 Start End The results are provisional until the end of the time limit for protests and appeals
08:45 09:08 and the completion of the technical checks.

These data/results cannot be reproduced, stored and/or transmitted in whole or in part by any manner of electronic, mechanical, photocopying, recording, broadcasting or otherwise now known or herein after developed without the previous express consent by the copyright owner, except for reproduction in daily press and regular printed publications on sale to the public within 60 days of the event related to those data/results and always provided that copyright symbol appears together as follows below.

© DORNA WSBK ORGANIZATION Srl 2018

Dutch Round, 20-21-22 April 2018

World Superbike - Best Sectors & Speed Free Practice 4th Session

TT Circuit Assen 4.542 m

BEST LAP			
1	1 J. REA	Kawasaki ZX-10RR	1'35.373
2	7 C. DAVIES	Ducati Panigale R	1'35.546
3	12 X. FORES	Ducati Panigale R	1'35.703
4	66 T. SYKES	Kawasaki ZX-10RR	1'35.713
5	22 A. LOWES	Yamaha YZF R1	1'35.786
6	60 M. VAN DER MARK	Yamaha YZF R1	1'35.974
7	81 J. TORRES	MV Agusta 1000 F4	1'36.202
8	54 T. RAZGATLIOGLU	Kawasaki ZX-10RR	1'36.615
9	32 L. SAVADORI	Aprilia RSV4 RF	1'36.620
10	76 L. BAZ	BMW S 1000 RR	1'36.704
11	21 M. RINALDI	Ducati Panigale R	1'36.737
12	33 M. MELANDRI	Ducati Panigale R	1'36.865
13	40 R. RAMOS	Kawasaki ZX-10RR	1'36.968
14	34 D. GIUGLIANO	Aprilia RSV4 RF	1'37.009
15	36 L. MERCADO	Kawasaki ZX-10RR	1'37.125
16	99 P. JACOBSEN	Honda CBR1000RR	1'37.367
17	68 Y. HERNANDEZ	Kawasaki ZX-10RR	1'37.442
18	37 O. JEZEK	Yamaha YZF R1	1'38.143
19	45 J. GAGNE	Honda CBR1000RR	1'44.469

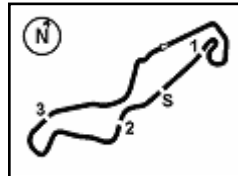
SPEED			
1	66 T. SYKES	Kawasaki ZX-10RR	287,2
2	7 C. DAVIES	Ducati Panigale R	286,5
3	60 M. VAN DER MARK	Yamaha YZF R1	286,5
4	99 P. JACOBSEN	Honda CBR1000RR	286,5
5	33 M. MELANDRI	Ducati Panigale R	286,5
6	22 A. LOWES	Yamaha YZF R1	285,7
7	12 X. FORES	Ducati Panigale R	285,7
8	1 J. REA	Kawasaki ZX-10RR	285,0
9	32 L. SAVADORI	Aprilia RSV4 RF	285,0
10	21 M. RINALDI	Ducati Panigale R	285,0
11	34 D. GIUGLIANO	Aprilia RSV4 RF	285,0
12	54 T. RAZGATLIOGLU	Kawasaki ZX-10RR	283,5
13	81 J. TORRES	MV Agusta 1000 F4	283,5
14	36 L. MERCADO	Kawasaki ZX-10RR	282,0
15	68 Y. HERNANDEZ	Kawasaki ZX-10RR	282,0
16	76 L. BAZ	BMW S 1000 RR	281,3
17	37 O. JEZEK	Yamaha YZF R1	280,5
18	40 R. RAMOS	Kawasaki ZX-10RR	279,8
19	45 J. GAGNE	Honda CBR1000RR	272,0

SEG. 1			SEG. 2			SEG. 3			SEG. 4		
1	1 J. REA	31.377	1	12 X. FORES	14.248	1	81 J. TORRES	27.719	1	60 M. VAN DER MARK	21.913
2	7 C. DAVIES	31.389	2	7 C. DAVIES	14.272	2	66 T. SYKES	27.719	2	1 J. REA	21.955
3	22 A. LOWES	31.425	3	1 J. REA	14.305	3	1 J. REA	27.726	3	66 T. SYKES	21.986
4	12 X. FORES	31.467	4	66 T. SYKES	14.323	4	7 C. DAVIES	27.781	4	22 A. LOWES	22.077
5	60 M. VAN DER MARK	31.539	5	81 J. TORRES	14.336	5	22 A. LOWES	27.807	5	7 C. DAVIES	22.098
6	66 T. SYKES	31.567	6	22 A. LOWES	14.377	6	60 M. VAN DER MARK	27.825	6	12 X. FORES	22.115
7	32 L. SAVADORI	31.626	7	60 M. VAN DER MARK	14.384	7	12 X. FORES	27.844	7	81 J. TORRES	22.129
8	40 R. RAMOS	31.671	8	33 M. MELANDRI	14.421	8	76 L. BAZ	27.937	8	32 L. SAVADORI	22.221
9	54 T. RAZGATLIOGLU	31.672	9	21 M. RINALDI	14.469	9	21 M. RINALDI	27.948	9	76 L. BAZ	22.232
10	76 L. BAZ	31.683	10	54 T. RAZGATLIOGLU	14.528	10	54 T. RAZGATLIOGLU	28.022	10	54 T. RAZGATLIOGLU	22.232
11	81 J. TORRES	31.728	11	32 L. SAVADORI	14.539	11	33 M. MELANDRI	28.060	11	33 M. MELANDRI	22.273
12	21 M. RINALDI	31.759	12	34 D. GIUGLIANO	14.549	12	68 Y. HERNANDEZ	28.076	12	36 L. MERCADO	22.303
13	33 M. MELANDRI	31.843	13	36 L. MERCADO	14.551	13	40 R. RAMOS	28.084	13	21 M. RINALDI	22.319
14	34 D. GIUGLIANO	31.857	14	76 L. BAZ	14.557	14	32 L. SAVADORI	28.112	14	34 D. GIUGLIANO	22.395
15	36 L. MERCADO	31.864	15	40 R. RAMOS	14.612	15	34 D. GIUGLIANO	28.208	15	40 R. RAMOS	22.410
16	99 P. JACOBSEN	31.880	16	68 Y. HERNANDEZ	14.701	16	36 L. MERCADO	28.209	16	99 P. JACOBSEN	22.424
17	68 Y. HERNANDEZ	31.894	17	99 P. JACOBSEN	14.702	17	99 P. JACOBSEN	28.264	17	68 Y. HERNANDEZ	22.670
18	37 O. JEZEK	32.040	18	37 O. JEZEK	14.772	18	37 O. JEZEK	28.297	18	37 O. JEZEK	22.714
19	45 J. GAGNE	33.499	19	45 J. GAGNE	15.384	19	45 J. GAGNE	29.261	19	45 J. GAGNE	23.803

21/04/2018

These data/results cannot be reproduced, stored and/or transmitted in whole or in part by any manner of electronic, mechanical, photocopying, recording, broadcasting or otherwise now known or herein after developed without the previous express consent by the copyright owner, except for reproduction in daily press and regular printed publications on sale to the public within 60 days of the event related to those data/results and always provided that copyright symbol appears together as follows below.

© DORNA WSBK ORGANIZATION Srl 2018



Dutch Round, 20-21-22 April 2018

World Superbike - Ideal Times Free Practice 4th Session

TT Circuit Assen 4.542 m

No.	Rider	Nat	Bike	Seg. 1	Seg. 2	Seg. 3	Seg. 4	Ideal Time		
				Diff. 1	Diff. 2	Diff. 3	Diff. 4	Best Lap	Pos.	Diff.
1	1 J. REA	GBR	Kawasaki ZX-10RR	31.377	14.305	27.726	21.955 0.010	1'35.363	1	0.010
2	7 C. DAVIES	GBR	Ducati Panigale R	31.389	14.272 0.006	27.781	22.098	1'35.540	2	0.006
3	66 T. SYKES	GBR	Kawasaki ZX-10RR	31.567 0.004	14.323 0.012	27.719	21.986 0.102	1'35.595	4	0.118
4	60 M. VAN DER MARK	NED	Yamaha YZF R1	31.539 0.061	14.384 0.099	27.825	21.913 0.153	1'35.661	6	0.313
5	12 X. FORES	ESP	Ducati Panigale R	31.467	14.248	27.844 0.027	22.115 0.002	1'35.674	3	0.029
6	22 A. LOWES	GBR	Yamaha YZF R1	31.425 0.041	14.377	27.807 0.059	22.077	1'35.686	5	0.100
7	81 J. TORRES	ESP	MV Agusta 1000 F4	31.728	14.336 0.053	27.719 0.179	22.129 0.058	1'35.912	7	0.290
8	76 L. BAZ	FRA	BMW S 1000 RR	31.683 0.240	14.557 0.055	27.937	22.232	1'36.409	10	0.295
9	54 T. RAZGATLIOGLU	TUR	Kawasaki ZX-10RR	31.672 0.067	14.528	28.022	22.232 0.094	1'36.454	8	0.161
10	21 M. RINALDI	ITA	Ducati Panigale R	31.759	14.469 0.142	27.948 0.100	22.319	1'36.495	11	0.242
11	32 L. SAVADORI	ITA	Aprilia RSV4 RF	31.626 0.106	14.539	28.112	22.221 0.016	1'36.498	9	0.122
12	33 M. MELANDRI	ITA	Ducati Panigale R	31.843	14.421 0.010	28.060 0.158	22.273 0.100	1'36.597	12	0.268
13	40 R. RAMOS	ESP	Kawasaki ZX-10RR	31.671	14.612 0.063	28.084 0.032	22.410 0.096	1'36.777	13	0.191
14	36 L. MERCADO	ARG	Kawasaki ZX-10RR	31.864 0.077	14.551 0.067	28.209 0.042	22.303 0.012	1'36.927	15	0.198
15	34 D. GIUGLIANO	ITA	Aprilia RSV4 RF	31.857	14.549	28.208	22.395	1'37.009	14	
16	99 P. JACOBSEN	USA	Honda CBR1000RR	31.880	14.702	28.264 0.014	22.424 0.083	1'37.270	16	0.097
17	68 Y. HERNANDEZ	COL	Kawasaki ZX-10RR	31.894 0.006	14.701	28.076	22.670 0.095	1'37.341	17	0.101
18	37 O. JEZEK	CZE	Yamaha YZF R1	32.040 0.015	14.772 0.002	28.297	22.714 0.303	1'37.823	18	0.320
19	45 J. GAGNE	USA	Honda CBR1000RR	33.499 0.749	15.384 0.295	29.261 1.478	23.803	1'41.947	19	2.522
Overall Ideal Time				31.377	14.248	27.719	21.913	1'35.257		

21/04/2018

These data/results cannot be reproduced, stored and/or transmitted in whole or in part by any manner of electronic, mechanical, photocopying, recording, broadcasting or otherwise now known or herein after developed without the previous express consent by the copyright owner, except for reproduction in daily press and regular printed publications on sale to the public within 60 days of the event related to those data/results and always provided that copyright symbol appears together as follows below.

© DORNA WSBK ORGANIZATION Srl 2018

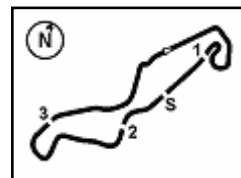
FIOR PERUGIA TIMING



Official Tyre Supplier



Official Timekeeper


Dutch Round, 20-21-22 April 2018
World Superbike - Chronological Analysis Free Practice 4th Session

TT Circuit Assen 4.542 m

1 / 3

1° 1 J. REA (1'35.373)							
Lap	Seg.1	Seg.2	Seg.3	Seg.4	Lap Time	km/h	Local Time
1		14.854	29.058	22.852	280,5	8:46'39.635	
2	31.831	14.533	27.951	22.231	1'36.546	282,0	8:48'16.181
3	31.474	14.423	27.870	22.201	1'35.968	282,7	8:49'52.149
4	31.480	14.385	27.838	22.262	1'35.965	283,5	8:51'28.114
5	31.468	14.385	27.942	22.066	1'35.861	284,2	8:53'03.975
6	31.538	14.392	27.930	22.092	1'35.952	282,7	8:54'39.927
7	31.565	14.416	27.868	22.063	1'35.912	283,5	8:56'15.839
8	31.389	14.354	27.773	21.955	1'35.471	284,2	8:57'51.310
9	35.786	14.804	28.577	32.026	1'51.193P	284,2	8:59'42.503
10	3'07.306	14.693	28.553	22.329	4'12.881P	283,5	9:03'55.384
11	31.377	14.305	27.726	21.965	1'35.373	285,0	9:05'30.757

5	33.914	15.033	30.403	37.037	1'56.387P	282,0	8:53'59.359
6	1'14.395	14.685	27.906	22.346	2'19.332P	284,2	8:56'18.691
7	31.425	14.505	27.807	22.092	1'35.829	285,7	8:57'54.520
8	31.605	14.479	27.848	22.209	1'36.141	284,2	8:59'30.661
9	31.560	14.498	28.041	22.387	1'36.486	284,2	9:01'07.147
10	31.738	14.555	27.867	22.233	1'36.393	283,5	9:02'43.540
11	31.612	14.420	27.982	22.153	1'36.167	285,7	9:04'19.707
12	31.466	14.377	27.866	22.077	1'35.786	285,7	9:05'55.493

2° 7 C. DAVIES (1'35.546)							
Lap	Seg.1	Seg.2	Seg.3	Seg.4	Lap Time	km/h	Local Time
1		15.272	30.017	23.011	278,4	8:47'22.320	
2	31.802	14.498	28.077	22.440	1'36.817	284,2	8:48'59.137
3	31.577	14.401	27.992	22.292	1'36.262	284,2	8:50'35.399
4	31.430	14.342	29.686	22.915	1'38.373	285,7	8:52'13.772
5	31.542	14.272	27.866	22.153	1'35.833	286,5	8:53'49.605
6	31.389	14.278	27.781	22.098	1'35.546	285,0	8:55'25.151
7	33.188	14.858	30.086	24.898	1'43.030	282,0	8:57'08.181
8	31.520	14.330	27.920	22.276	1'36.046	285,7	8:58'44.227
9	31.498	14.395	28.021	22.272	1'36.186	286,5	9:00'20.413
10	36.019	15.245	28.888	22.965	1'43.117	266,0	9:02'03.530
11	32.205	14.447	28.455	22.600	1'37.707	282,7	9:03'41.237
12	31.692	14.436	28.360	22.454	1'36.942	285,0	9:05'18.179

6° 60 M. VAN DER MARK (1'35.974)							
Lap	Seg.1	Seg.2	Seg.3	Seg.4	Lap Time	km/h	Local Time
1		14.984	28.797	22.660	278,4	8:47'09.032	
2	31.791	14.572	28.017	22.376	1'36.756	281,3	8:48'45.788
3	31.698	14.590	28.027	22.438	1'36.753	279,1	8:50'22.541
4	31.660	14.522	27.893	22.007	1'36.082	281,3	8:51'58.623
5	31.585	14.412	27.966	22.089	1'36.052	282,0	8:53'34.675
6	31.593	14.396	28.006	22.128	1'36.123	282,7	8:55'10.798
7	31.600	14.483	27.825	22.066	1'35.974	282,7	8:56'46.772
8	31.614	14.463	28.014	21.913	1'36.004	285,7	8:58'22.776
9	31.731	14.384	28.086	21.983	1'36.184	286,5	8:59'58.960
10	31.793	14.447	27.970	22.179	1'36.389	281,3	9:01'35.349
11	31.689	14.492	28.077	22.036	1'36.294	282,7	9:03'11.643
12	31.588	14.477	27.910	22.117	1'36.092	283,5	9:04'47.735
13	31.539	14.422	28.091	22.096	1'36.148	283,5	9:06'23.883

3° 12 X. FORES (1'35.703)							
Lap	Seg.1	Seg.2	Seg.3	Seg.4	Lap Time	km/h	Local Time
1		14.992	30.426	22.958	278,4	8:47'24.039	
2	31.962	14.421	27.938	22.192	1'36.513	283,5	8:49'00.552
3	31.712	14.340	27.910	22.115	1'36.077	285,0	8:50'36.629
4	31.599	14.317	27.844	22.122	1'35.882	285,7	8:52'12.511
5	31.467	14.248	27.871	22.117	1'35.703	285,0	8:53'48.214
6	36.183	14.917	28.391	22.701	1'42.192	278,4	8:55'30.406
7	31.710	14.459	28.000	22.311	1'36.480	284,2	8:57'06.886
8	31.853	14.535	31.147	22.855	1'40.390	284,2	8:58'47.276
9	31.820	14.404	27.971	22.267	1'36.462	284,2	9:00'23.738
10	31.835	14.383	28.026	22.269	1'36.513	285,7	9:02'00.251
11	37.376	14.861	29.224	34.339	1'55.800P	279,1	9:03'56.051

7° 81 J. TORRES (1'36.202)							
Lap	Seg.1	Seg.2	Seg.3	Seg.4	Lap Time	km/h	Local Time
1		16.040	29.671	23.530	266,0	8:46'54.567	
2	33.221	14.931	28.402	22.851	1'39.405	277,6	8:48'33.972
3	32.254	14.712	28.101	22.559	1'37.626	278,4	8:50'11.598
4	31.987	14.492	27.719	22.209	1'36.407	280,5	8:51'48.005
5	32.160	14.918	28.240	22.705	1'38.023	280,5	8:53'26.028
6	31.929	14.488	27.890	22.719	1'37.026	282,0	8:55'03.054
7	37.392	15.078	28.027	22.217	1'42.714	268,7	8:56'45.768
8	31.794	14.441	27.835	22.303	1'36.373	281,3	8:58'22.141
9	31.878	14.480	27.958	22.415	1'36.731	279,8	8:59'58.872
10	32.068	14.546	28.008	22.292	1'36.914	281,3	9:01'35.786
11	31.781	14.446	27.848	22.129	1'36.204	283,5	9:03'11.990
12	31.811	14.336	27.849	22.403	1'36.399	283,5	9:04'48.389
13	31.728	14.389	27.898	22.187	1'36.202	282,7	9:06'24.591

4° 66 T. SYKES (1'35.713)							
Lap	Seg.1	Seg.2	Seg.3	Seg.4	Lap Time	km/h	Local Time
1		15.295	29.875	23.573	275,5	8:48'20.967	
2	32.783	14.637	28.602	22.832	1'38.854	281,3	8:49'59.821
3	31.847	14.496	28.018	22.268	1'36.629	282,7	8:51'36.450
4	31.591	14.500	27.886	22.215	1'36.192	282,7	8:53'12.642
5	31.743	14.468	27.738	22.221	1'36.170	282,0	8:54'48.812
6	31.571	14.335	27.719	22.088	1'35.713	284,2	8:56'24.525
7	31.783	14.711	29.063	23.076	1'38.633	282,7	8:58'03.158
8	31.778	14.418	27.875	22.283	1'36.354	280,5	8:59'39.512
9	31.596	14.383	27.912	21.986	1'35.877	287,2	9:01'15.389
10	31.567	14.331	27.786	22.081	1'35.765	285,0	9:02'51.154
11	35.309	14.907	29.090	22.664	1'41.970	280,5	9:04'33.124
12	31.587	14.323	27.853	22.055	1'35.818	285,7	9:06'08.942

8° 54 T. RAZGATLIOGLU (1'36.615)							
Lap	Seg.1	Seg.2	Seg.3	Seg.4	Lap Time	km/h	Local Time
1		16.424	31.065	24.079	271,4	8:47'14.327	
2	34.010	15.137	29.135	22.910	1'41.192	282,0	8:48'55.519
3	32.177	14.667	28.307	22.646	1'37.797	283,5	8:50'33.316
4	31.945	14.563	28.351	22.510	1'37.369	283,5	8:52'10.685
5	31.800	14.577	28.094	22.348	1'36.819	278,4	8:53'47.504
6	32.038	14.584	28.242	22.484	1'37.348	280,5	8:55'24.852
7	31.739	14.528	28.022	22.326	1'36.615	283,5	8:57'01.467
8	31.768	14.576	28.082	22.232	1'36.658	281,3	8:58'38.125
9	33.519	15.736	31.162	22.361	1'42.778	271,4	9:00'20.903
10	31.943	14.582	28.303	22.613	1'37.441	282,7	9:01'58.344
11	31.748	16.218	29.438	23.077	1'40.481	268,0	9:03'38.825
12	31.672	14.757	28.195	22.265	1'36.889	280,5	9:05'15.714

5° 22 A. LOWES (1'35.786)							
Lap	Seg.1	Seg.2	Seg.3	Seg.4	Lap Time	km/h	Local Time
1		15.152	29.048	23.166	281,3	8:47'12.887	
2	32.385	14.554	28.073	22.686	1'37.698	284,2	8:48'50.585
3	31.829	14.417	27.834	22.312	1'36.392	285,0	8:50'26.977
4	31.512	14.443	27.825	22.215	1'35.995	285,7	8:52'02.972

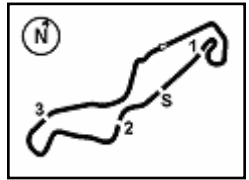
9° 32 L. SAVADORI (1'36.620)							
Lap	Seg.1	Seg.2	Seg.3	Seg.4	Lap Time	km/h	Local Time
1		15.367	29.980	22.958	274,8	8:46'59.174	
2	32.072	14.777	28.311	22.302	1'37.462	281,3	8:48'36.636
3	31.873	14.715	28.185	22.305	1'37.078	284,2	8:50'13.714
4	31.732	14.539	28.112	22.237	1'36.620	285,0	8:51'50.334
5	31.792	14.586	28.197	22.386	1'36.961	283,5	8:53'27.295
6	31.900	14.628	28.244	22.221	1'36.993	285,0	8:55'04.288

21/04/2018 P = Pits In/Out - C = Lap Time Cancelled

These data/results cannot be reproduced, stored and/or transmitted in whole or in part by any manner of electronic, mechanical, photocopying, recording, broadcasting or otherwise now known or herein after developed without the previous express consent by the copyright owner, except for reproduction in daily press and regular printed publications on sale to the public within 60 days of the event related to those data/results and always provided that copyright symbol appears together as follows below.

© DORNA WSBK ORGANIZATION Srl 2018





Dutch Round, 20-21-22 April 2018

World Superbike - Chronological Analysis Free Practice 4th Session

TT Circuit Assen 4.542 m

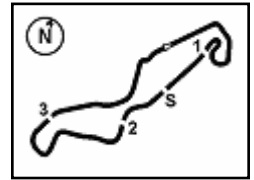
2 / 3

7	36.419	17.587	29.188	32.878	1'56.072P	187,2	8:57'00.360	1		15.835	29.042	23.183	260,9	8:46'51.867		
8	2'49.287	14.850	28.260	22.440	3'54.837P	279,8	9:00'55.197	2	32.039	14.768	28.367	22.611	1'37.785	282,0	8:48'29.652	
9	31.744	14.580	28.156	22.461	1'36.941	282,7	9:02'32.138	3	41.669	15.905	32.035	23.800	1'53.409	260,9	8:50'23.061	
10	31.626	14.593	28.244	22.305	1'36.768	282,0	9:04'08.906	4	31.857	14.549	28.208	22.395	1'37.009	285,0	8:52'00.070	
11	31.752	14.633	28.154	22.345	1'36.884	282,7	9:05'45.790	5	31.964	14.597	28.285	22.552	1'37.398	283,5	8:53'37.468	
10° 76 L. BAZ (1'36.704)																
Lap	Seg.1	Seg.2	Seg.3	Seg.4	Lap Time	km/h	Local Time									
1		14.988	28.773	22.848		276,9	8:46'40.018	9	43.943	16.450	32.430	23.278	1'56.101	247,1	9:00'32.884	
2	31.923	14.612	27.937	22.232	1'36.704	279,8	8:48'16.722	10	31.973	14.606	28.286	22.503	1'37.368	282,0	9:02'10.252	
3	31.704	14.557	28.123	22.393	1'36.777	279,8	8:49'53.499	11	32.011	14.598	28.459	22.571	1'37.639	284,2	9:03'47.891	
4	31.843	14.566	28.075	22.522	1'37.006	279,1	8:51'30.505	12	32.008	14.634	28.420	22.635	1'37.697	283,5	9:05'25.588	
5	31.817	14.576	27.987	22.454	1'36.834	279,8	8:53'07.339	15° 36 L. MERCADO (1'37.125)								
6	31.683	14.612	28.113	22.653	1'37.061	279,1	8:54'44.400	Lap	Seg.1	Seg.2	Seg.3	Seg.4	Lap Time	km/h	Local Time	
7	31.855	14.606	28.191	22.374	1'37.026	280,5	8:56'21.426	1		15.960	30.906	23.502		268,7	8:46'50.447	
8	31.951	14.706	28.205	22.449	1'37.311	279,1	8:57'58.737	2	32.354	14.858	30.070	22.763	1'40.045	280,5	8:48'30.492	
9	31.946	14.569	28.397	22.436	1'37.348	280,5	8:59'36.085	3	32.252	14.584	28.336	23.146	1'38.318	280,5	8:50'08.810	
10	32.023	14.719	28.326	22.503	1'37.571	281,3	9:01'13.656	4	37.841	14.665	28.209	22.439	1'43.154	279,8	8:51'51.964	
11	31.868	14.674	28.284	22.614	1'37.440	279,8	9:02'51.096	5	32.141	14.581	28.329	22.464	1'37.515	279,8	8:53'29.479	
12	33.116	15.332	29.097	22.844	1'40.389	268,7	9:04'31.485	6	31.904	14.577	28.379	22.428	1'37.288	272,7	8:55'06.767	
13	31.799	14.659	28.152	22.504	1'37.114	279,8	9:06'08.599	7	32.176	14.621	28.338	22.422	1'37.557	277,6	8:56'44.324	
11° 21 M. RINALDI (1'36.737)																
Lap	Seg.1	Seg.2	Seg.3	Seg.4	Lap Time	km/h	Local Time									
1		15.359	29.248	23.471		282,0	8:47'34.138	8	34.995	14.663	28.373	22.427	1'40.458	282,0	8:58'24.782	
2	32.527	14.912	28.384	23.033	1'38.856	282,0	8:49'12.994	9	31.909	14.575	28.344	22.303	1'37.131	280,5	9:00'01.913	
3	32.356	14.703	28.166	22.664	1'37.889	282,0	8:50'50.883	10	36.271	16.331	28.613	22.511	1'43.726	260,2	9:01'45.639	
4	32.098	14.577	28.026	22.427	1'37.128	284,2	8:52'28.011	11	31.941	14.618	28.251	22.315	1'37.125	274,8	9:03'22.764	
5	31.920	14.693	27.948	22.423	1'36.984	284,2	8:54'04.995	12	31.864	14.551	28.415	22.478	1'37.308	281,3	9:05'00.072	
6	31.967	14.469	28.021	22.393	1'36.850	283,5	8:55'41.845	13	32.024	14.643	28.453	22.454	1'37.574	279,8	9:06'37.646	
7	33.801	15.406	29.005	33.615	1'51.827P	271,4	8:57'33.672	16° 99 P. JACOBSEN (1'37.367)								
8	2'36.330	16.639	28.585	22.682	3'44.236P	226,9	9:01'17.908	Lap	Seg.1	Seg.2	Seg.3	Seg.4	Lap Time	km/h	Local Time	
9	32.067		23.255	2'08.691	285,0	9:03'26.599	1		15.581	14.833	28.363	22.879	1'38.760	285,7	8:48'27.229	
10	31.759	14.611	28.048	22.319	1'36.737	285,0	9:05'03.336	2	32.685	14.833	28.363	22.879	1'38.760	285,7	8:50'05.680	
12° 33 M. MELANDRI (1'36.865)																
Lap	Seg.1	Seg.2	Seg.3	Seg.4	Lap Time	km/h	Local Time									
1		15.844	29.889	23.571		270,7	8:47'12.553	3	32.319	14.885	28.532	22.715	1'38.451	285,7	8:51'44.231	
2	32.953	15.160	29.236	22.924	1'40.273	285,7	8:48'52.826	4	32.406	14.988	28.634	22.523	1'38.551	285,0	8:51'44.231	
3	32.170	14.563	28.060	22.273	1'37.066	282,0	8:50'29.892	5	32.092	14.826	28.264	22.424	1'37.606	284,2	8:53'21.837	
4	31.883	14.520	28.317	34.758	1'49.478P	284,2	8:52'19.370	6	34.454	15.034	28.862	22.798	1'41.148	285,0	8:55'02.985	
5	7'33.264	14.953	28.555	22.864	8'39.636P	285,7	9:00'59.006	7	31.944	14.735	28.293	22.507	1'37.479	285,7	8:56'40.464	
6	32.061	14.515	28.109	22.447	1'37.132	285,0	9:02'36.138	8	32.168	14.922	28.363	22.671	1'38.124	279,8	8:58'18.588	
7	31.843	14.431	28.218	22.373	1'36.865	286,5	9:04'13.003	9	38.869	15.516	29.119	22.702	1'46.206	266,0	9:00'04.794	
8	31.872	14.421	28.299	22.477	1'37.069	282,7	9:05'50.072	10	31.880	14.702	28.278	22.507	1'37.367	286,5	9:01'42.161	
13° 40 R. RAMOS (1'36.968)																
Lap	Seg.1	Seg.2	Seg.3	Seg.4	Lap Time	km/h	Local Time									
1		15.285	28.863	23.143		267,3	8:46'47.412	11	32.539	15.202	29.155	22.789	1'39.685	273,4	9:03'21.846	
2	32.203	14.859	28.291	22.725	1'38.078	276,9	8:48'25.490	12	32.022	14.800	28.461	22.620	1'37.903	285,7	9:04'59.749	
3	31.888	14.767	28.836	22.987	1'38.478	274,8	8:50'03.968	13	35.289	15.273	28.838	23.043	1'42.443	271,4	9:06'42.192	
4	31.886	14.811	28.084	22.503	1'37.284	278,4	8:51'41.252	17° 68 Y. HERNANDEZ (1'37.442)								
5	31.745	14.700	29.486	25.085	1'41.016	274,8	8:53'22.268	Lap	Seg.1	Seg.2	Seg.3	Seg.4	Lap Time	km/h	Local Time	
6	31.949	14.891	28.299	22.744	1'37.883	274,8	8:55'00.151	1		15.458	29.487	23.925		278,4	8:46'49.798	
7	31.671	14.675	28.116	22.506	1'36.968	278,4	8:56'37.119	2	32.509	15.132	28.493	23.385	1'39.519	279,1	8:48'29.317	
8	31.778	14.665	28.260	22.562	1'37.265	278,4	8:58'14.384	3	32.372	14.960	28.888	23.191	1'39.411	277,6	8:50'08.728	
9	31.867	14.723	28.119	22.546	1'37.255	276,9	8:59'51.639	4	32.297	14.985	28.536	23.302	1'39.120	278,4	8:51'47.848	
10	31.775	14.791	30.881	27.154	1'44.601	277,6	9:01'36.240	5	32.179	14.876	28.284	22.794	1'38.133	278,4	8:53'25.981	
11	31.933	15.074	28.269	22.607	1'37.883	279,8	9:03'14.123	6	32.375	14.863	28.202	22.700	1'38.140	280,5	8:55'04.121	
12	31.740	14.612	28.255	22.410	1'37.017	279,8	9:04'51.140	7	32.112	14.826	28.086	22.670	1'37.694	280,5	8:56'41.815	
13	33.094	16.487	28.483	22.888	1'40.952	235,3	9:06'32.092	8	32.010	14.726	28.144	22.852	1'37.732	281,3	8:58'19.547	
14° 34 D. GIUGLIANO (1'37.009)																
Lap	Seg.1	Seg.2	Seg.3	Seg.4	Lap Time	km/h	Local Time									
1						15.779	29.708	23.760						266,0	8:46'44.501	
2						15.183	28.571	23.079						1'39.431	275,5	8:48'23.932
18° 37 O. JEZEK (1'38.143)																

21/04/2018 P = Pits In/Out - C = Lap Time Cancelled

These data/results cannot be reproduced, stored and/or transmitted in whole or in part by any manner of electronic, mechanical, photocopying, recording, broadcasting or otherwise now known or herein after developed without the previous express consent by the copyright owner, except for reproduction in daily press and regular printed publications on sale to the public within 60 days of the event related to those data/results and always provided that copyright symbol appears together as follows below.

© DORNA WSBK ORGANIZATION Srl 2018



TT Circuit Assen 4.542 m

3 / 3

Dutch Round, 20-21-22 April 2018 World Superbike - Chronological Analysis Free Practice 4th Session

3	32.055	14.774	28.297	23.017	1'38.143	276,2	8:50'02.075
4	32.158	14.864	28.597	22.834	1'38.453	275,5	8:51'40.528
5	32.128	14.852	28.494	22.904	1'38.378	276,9	8:53'18.906
6	36.374	14.796	28.482	22.714	1'42.366	276,9	8:55'01.272
7	32.040	14.772	28.624	22.725	1'38.161	280,5	8:56'39.433
8	33.555	14.905	28.426	22.914	1'39.800	279,8	8:58'19.233
9	33.385	23.862	30.044	34.669	2'01.960P	152,1	9:00'21.193

19° 45 J. GAGNE (1'44.469)							
Lap	Seg.1	Seg.2	Seg.3	Seg.4	Lap Time	km/h	Local Time
1		16.108	30.451	24.822		266,7	8:47'30.651
2	34.248	15.679	30.739	23.803	1'44.469	269,3	8:49'15.120
3	33.499	15.384	29.261	36.434	1'54.578P	272,0	8:51'09.698

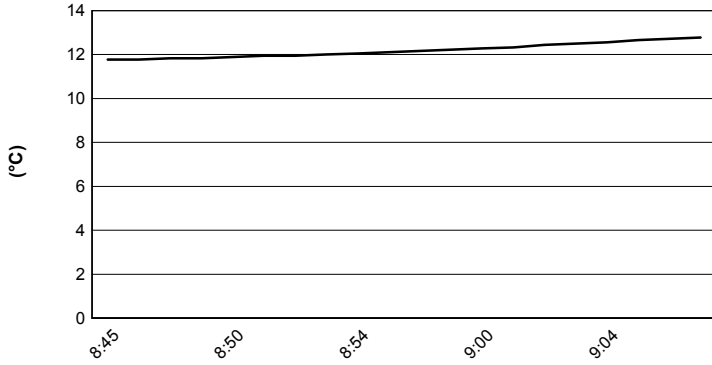
21/04/2018 P = Pits In/Out - C = Lap Time Cancelled

These data/results cannot be reproduced, stored and/or transmitted in whole or in part by any manner of electronic, mechanical, photocopying, recording, broadcasting or otherwise now known or herein after developed without the previous express consent by the copyright owner, except for reproduction in daily press and regular printed publications on sale to the public within 60 days of the event related to those data/results and always provided that copyright symbol appears together as follows below.

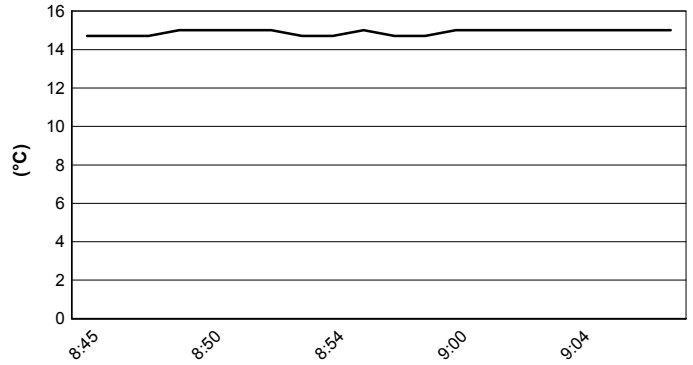
© DORNA WSBK ORGANIZATION Srl 2018

Dutch Round, 20-21-22 April 2018
World Superbike - Weather Report Free Practice 4th Session
 Session started 08:45 - Session ended 9:08

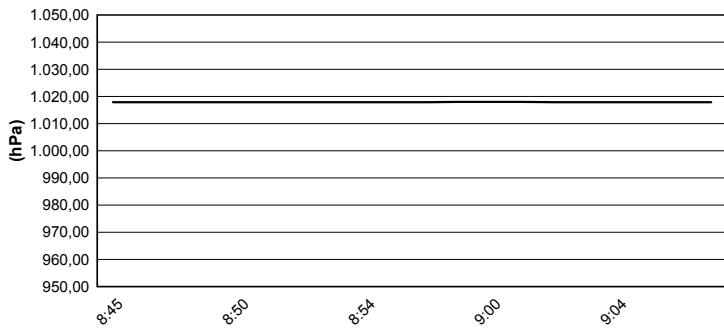
Air Temperature



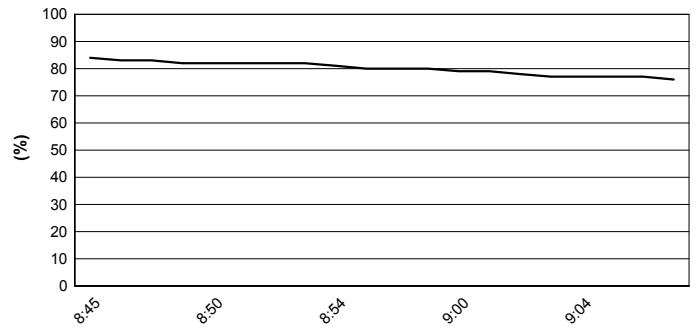
Track Temperature



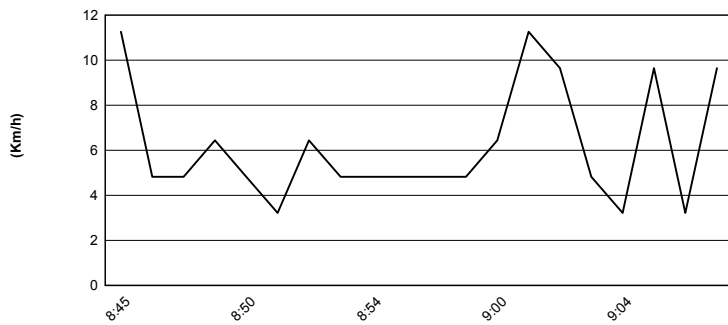
Air Pressure



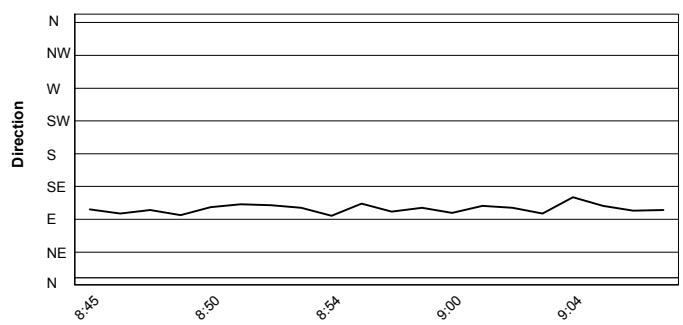
Humidity



Wind Speed



Wind Direction



21/04/2018

These data/results cannot be reproduced, stored and/or transmitted in whole or in part by any manner of electronic, mechanical, photocopying, recording, broadcasting or otherwise now known or herein after developed without the previous express consent by the copyright owner, except for reproduction in daily press and regular printed publications on sale to the public within 60 days of the event related to those data/results and always provided that copyright symbol appears together as follows below.

© DORNA WSBK ORGANIZATION Srl 2018