

TT Circuit Assen 4.542 m

1 / 2

Dutch Round, 20-21-22 April 2018

World Superbike - Results Superpole 1

No.	Rider	Nat	Team	Bike	Class	Time	Gap	Rel.	Laps	Speed	
										Avg	Max
1*	54 T. RAZGATLIOGLU	TUR	Kawasaki Puccetti Racing	Kawasaki ZX-10RR	IND	1'35.569			7	171,093	283,5
2*	76 L. BAZ	FRA	GULF ALTHEA BMW Racing Team	BMW S 1000 RR		1'35.653	0.084	0.084	7	170,943	279,8
3	36 L. MERCADO	ARG	Orelac Racing VerdNatura	Kawasaki ZX-10RR	IND	1'35.854	0.285	0.201	7	170,584	282,7
4	40 R. RAMOS	ESP	Team GoEleven Kawasaki	Kawasaki ZX-10RR	IND	1'35.982	0.413	0.128	7	170,357	274,8
5	99 P. JACOBSEN	USA	TripleM Honda World Superbike Team	Honda CBR1000RR	IND	1'36.199	0.630	0.217	6	169,973	287,2
6	34 D. GIUGLIANO	ITA	Milwaukee Aprilia	Aprilia RSV4 RF		1'36.417	0.848	0.218	6	169,588	285,0
7	68 Y. HERNANDEZ	COL	Team Pedercini Racing	Kawasaki ZX-10RR	IND	1'36.478	0.909	0.061	7	169,481	281,3
8	37 O. JEZEK	CZE	Guandalini Racing	Yamaha YZF R1	IND	1'36.734	1.165	0.256	6	169,033	282,0
9	45 J. GAGNE	USA	Red Bull Honda World Superbike Team	Honda CBR1000RR					0		

* Qualified to Superpole 2

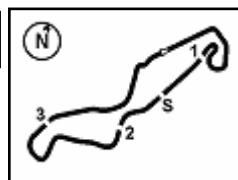
AIR	Humidity:	57%	Temp:	15°C
TRACK	Condition:	Dry	Temp:	23°C

Records	Pole (SP2)	2017	J.Rea	1'33.505	174,870	Km/h
	Race (RC1)	2017	J.Rea	1'34.880	172,340	Km/h
	Circuit (SP2)	2017	J.Rea	1'33.505	174,870	Km/h

Start	End	The results are provisional until the end of the time limit for protests and appeals and the completion of the technical checks.
21/04/2018 10:30	10:46	

These data/results cannot be reproduced, stored and/or transmitted in whole or in part by any manner of electronic, mechanical, photocopying, recording, broadcasting or otherwise now known or herein after developed without the previous express consent by the copyright owner, except for reproduction in daily press and regular printed publications on sale to the public within 60 days of the event related to those data/results and always provided that copyright symbol appears together as follows below.

© DORNA WSBK ORGANIZATION Srl 2018



Dutch Round, 20-21-22 April 2018

World Superbike - Results Superpole 1

Session Highlights

Local Time	No. Rider	Description
10.30.00		Start
10.35.23	34 D. GIUGLIANO	On the Gravel - Re-Joined - Turn 1
10.46.46		End Of Session

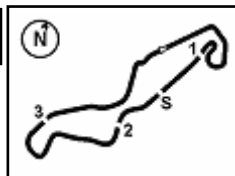
Fastest Laps Sequence

No.	Rider	Nat	Team	Bike	Local Time	Time	Gap	Avg
76	L. BAZ	FRA	GULF ALTHEA BMW Racing Team	BMW S 1000 RR	10:33'14.154	1'36.202		169,967
76	L. BAZ	FRA	GULF ALTHEA BMW Racing Team	BMW S 1000 RR	10:41'18.066	1'35.832	-0.370	170,624
54	T. RAZGATLIOGLU	TUR	Kawasaki Puccetti Racing	Kawasaki ZX-10RR	10:42'21.985	1'35.569	-0.263	171,093

21/04/2018 Start End The results are provisional until the end of the time limit for protests and appeals
10:30 10:46 and the completion of the technical checks.

These data/results cannot be reproduced, stored and/or transmitted in whole or in part by any manner of electronic, mechanical, photocopying, recording, broadcasting or otherwise now known or herein after developed without the previous express consent by the copyright owner, except for reproduction in daily press and regular printed publications on sale to the public within 60 days of the event related to those data/results and always provided that copyright symbol appears together as follows below.

© DORNA WSBK ORGANIZATION Srl 2018



TT Circuit Assen 4.542 m

Dutch Round, 20-21-22 April 2018 World Superbike - Best Sectors & Speed Superpole 1

BEST LAP			
1	54 T. RAZGATLIOGLU	Kawasaki ZX-10RR	1'35.569
2	76 L. BAZ	BMW S 1000 RR	1'35.653
3	36 L. MERCADO	Kawasaki ZX-10RR	1'35.854
4	40 R. RAMOS	Kawasaki ZX-10RR	1'35.982
5	99 P. JACOBSEN	Honda CBR1000RR	1'36.199
6	34 D. GIUGLIANO	Aprilia RSV4 RF	1'36.417
7	68 Y. HERNANDEZ	Kawasaki ZX-10RR	1'36.478
8	37 O. JEZEK	Yamaha YZF R1	1'36.734
9	45 J. GAGNE	Honda CBR1000RR	

SPEED			
1	99 P. JACOBSEN	Honda CBR1000RR	287,2
2	34 D. GIUGLIANO	Aprilia RSV4 RF	285,0
3	54 T. RAZGATLIOGLU	Kawasaki ZX-10RR	283,5
4	36 L. MERCADO	Kawasaki ZX-10RR	282,7
5	37 O. JEZEK	Yamaha YZF R1	282,0
6	68 Y. HERNANDEZ	Kawasaki ZX-10RR	281,3
7	76 L. BAZ	BMW S 1000 RR	279,8
8	40 R. RAMOS	Kawasaki ZX-10RR	274,8

SEG. 1		SEG. 2		SEG. 3		SEG. 4	
1	54 T. RAZGATLIOGLU 31.257	1	54 T. RAZGATLIOGLU 14.352	1	36 L. MERCADO 27.607	1	54 T. RAZGATLIOGLU 22.084
2	40 R. RAMOS 31.355	2	36 L. MERCADO 14.395	2	76 L. BAZ 27.679	2	76 L. BAZ 22.131
3	76 L. BAZ 31.357	3	34 D. GIUGLIANO 14.455	3	68 Y. HERNANDEZ 27.701	3	36 L. MERCADO 22.133
4	36 L. MERCADO 31.369	4	76 L. BAZ 14.464	4	40 R. RAMOS 27.769	4	99 P. JACOBSEN 22.144
5	68 Y. HERNANDEZ 31.441	5	37 O. JEZEK 14.466	5	54 T. RAZGATLIOGLU 27.783	5	40 R. RAMOS 22.239
6	34 D. GIUGLIANO 31.484	6	99 P. JACOBSEN 14.517	6	34 D. GIUGLIANO 27.907	6	34 D. GIUGLIANO 22.261
7	99 P. JACOBSEN 31.545	7	68 Y. HERNANDEZ 14.592	7	99 P. JACOBSEN 27.910	7	68 Y. HERNANDEZ 22.261
8	37 O. JEZEK 31.570	8	40 R. RAMOS 14.607	8	37 O. JEZEK 28.105	8	37 O. JEZEK 22.399

21/04/2018

These data/results cannot be reproduced, stored and/or transmitted in whole or in part by any manner of electronic, mechanical, photocopying, recording, broadcasting or otherwise now known or herein after developed without the previous express consent by the copyright owner, except for reproduction in daily press and regular printed publications on sale to the public within 60 days of the event related to those data/results and always provided that copyright symbol appears together as follows below.

© DORNA WSBK ORGANIZATION Srl 2018

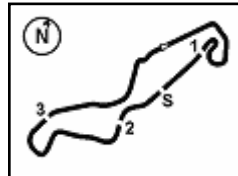
FICR PERUGIA TIMING



Official Tyre Supplier



Official Timekeeper



TT Circuit Assen 4.542 m

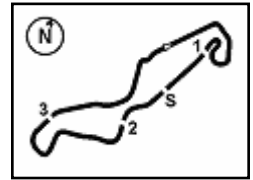
Dutch Round, 20-21-22 April 2018

World Superbike - Ideal Times Superpole 1

No.	Rider	Nat	Bike	Seg. 1	Seg. 2	Seg. 3	Seg. 4	Ideal Time		
				Diff. 1	Diff. 2	Diff. 3	Diff. 4	Best Lap	Pos.	Diff.
1	54 T. RAZGATLIOGLU	TUR	Kawasaki ZX-10RR	31.257	14.352 0.084	27.783 0.003	22.084 0.006	1'35.476 1'35.569	2	0.093
2	36 L. MERCADO	ARG	Kawasaki ZX-10RR	31.369	14.395 0.057	27.607 0.191	22.133 0.102	1'35.504 1'35.854	4	0.350
3	76 L. BAZ	FRA	BMW S 1000 RR	31.357 0.022	14.464	27.679	22.131	1'35.631 1'35.653	3	0.022
4	40 R. RAMOS	ESP	Kawasaki ZX-10RR	31.355	14.607 0.004	27.769 0.008	22.239	1'35.970 1'35.982	5	0.012
5	68 Y. HERNANDEZ	COL	Kawasaki ZX-10RR	31.441	14.592 0.166	27.701	22.261 0.317	1'35.995 1'36.478	8	0.483
6	34 D. GIUGLIANO	ITA	Aprilia RSV4 RF	31.484	14.455 0.109	27.907	22.261 0.201	1'36.107 1'36.417	7	0.310
7	99 P. JACOBSEN	USA	Honda CBR1000RR	31.545	14.517 0.083	27.910	22.144	1'36.116 1'36.199	6	0.083
8	37 O. JEZEK	CZE	Yamaha YZF R1	31.570 0.095	14.466	28.105	22.399 0.099	1'36.540 1'36.734	9	0.194
Overall Ideal Time				31.257	14.352	27.607	22.084	1'35.300		

21/04/2018
 These data/results cannot be reproduced, stored and/or transmitted in whole or in part by any manner of electronic, mechanical, photocopying, recording, broadcasting or otherwise now known or herein after developed without the previous express consent by the copyright owner, except for reproduction in daily press and regular printed publications on sale to the public within 60 days of the event related to those data/results and always provided that copyright symbol appears together as follows below.
 © DORNA WSBK ORGANIZATION Srl 2018





TT Circuit Assen 4.542 m

Dutch Round, 20-21-22 April 2018 World Superbike - Chronological Analysis Superpole 1

1° 54 T. RAZGATLIOGLU (1'35.569)								7° 68 Y. HERNANDEZ (1'36.478)							
Lap	Seg.1	Seg.2	Seg.3	Seg.4	Lap Time	km/h	Local Time	Lap	Seg.1	Seg.2	Seg.3	Seg.4	Lap Time	km/h	Local Time
1		15.154	28.893	22.810		279,1	10:31'54.402	1		15.117	28.999	22.790		277,6	10:31'40.087
2	31.781	14.569	27.972	22.325	1'36.647	280,5	10:33'31.049	2	31.834	14.707	28.049	22.640	1'37.230	279,1	10:33'17.317
3	31.808	14.464	27.980	22.095	1'36.347	280,5	10:35'07.396	3	31.548	14.719	28.103	22.766	1'37.136	278,4	10:34'54.453
4	32.254	14.769	28.636	32.149	1'47.808P	279,8	10:36'55.204	4	31.927	14.592	27.751	22.261	1'36.531	281,3	10:36'30.984
5	2'45.850	14.901	28.218	22.243	3'51.212P	274,8	10:40'46.416	5	32.173	14.807	28.191	33.691	1'48.862P	276,9	10:38'19.846
6	31.257	14.436	27.786	22.090	1'35.569	282,0	10:42'21.985	6	2'26.797	18.286	35.438	24.630	3'45.151P	253,5	10:42'04.997
7	31.374	14.352	27.783	22.084	1'35.593	283,5	10:43'57.578	7	31.441	14.758	27.701	22.578	1'36.478	279,1	10:43'41.475
8	31.532	14.374	27.983	22.205	1'36.094	280,5	10:45'33.672	8	31.548	14.699	27.752	22.590	1'36.589	278,4	10:45'18.064

2° 76 L. BAZ (1'35.653)								8° 37 O. JEZEK (1'36.734)							
Lap	Seg.1	Seg.2	Seg.3	Seg.4	Lap Time	km/h	Local Time	Lap	Seg.1	Seg.2	Seg.3	Seg.4	Lap Time	km/h	Local Time
1		15.059	28.518	23.062		276,2	10:31'37.952	1		15.443	28.872	22.579		260,9	10:31'41.360
2	31.357	14.587	27.799	22.459	1'36.202	276,9	10:33'14.154	2	31.830	14.745	28.254	22.399	1'37.228	280,5	10:33'18.588
3	41.083	15.933	29.085	33.093	1'59.194P	262,1	10:35'13.348	3	31.665	14.466	28.105	22.498	1'36.734	282,0	10:34'55.322
4	3'22.823	15.002	28.482	22.579	4'28.886P	276,2	10:39'42.234	4	34.161	16.426	30.911	34.547	1'56.045P	236,3	10:36'51.367
5	31.359	14.530	27.722	22.221	1'35.832	279,8	10:41'18.066	5	3'41.020	20.087	37.824	30.986	5'09.917P	148,6	10:42'01.284
6	48.401	16.862	28.865	22.765	1'56.893	235,3	10:43'14.959	6	32.795	15.421	30.236	22.563	1'41.015	270,0	10:43'42.299
7	31.379	14.464	27.679	22.131	1'35.653	278,4	10:44'50.612	7	31.570	14.655	28.115	22.472	1'36.812	279,8	10:45'19.111
8	33.306	15.377	29.207	34.327	1'52.217P	270,7	10:46'42.829								

3° 36 L. MERCADO (1'35.854)							
Lap	Seg.1	Seg.2	Seg.3	Seg.4	Lap Time	km/h	Local Time
1		15.001	28.958	22.133		275,5	10:31'40.597
2	31.735	14.406	29.112	22.248	1'37.501	282,7	10:33'18.098
3	31.671	14.395	27.720	22.516	1'36.302	282,0	10:34'54.400
4	31.731	14.473	27.896	22.372	1'36.472	279,8	10:36'30.872
5	32.747	14.958	28.154	32.882	1'48.741P	274,8	10:38'19.613
6	2'28.077	16.437	33.783	22.590	3'40.887P	251,2	10:42'00.500
7	31.598	14.443	27.607	22.219	1'35.867	279,1	10:43'36.367
8	31.369	14.452	27.798	22.235	1'35.854	279,1	10:45'12.221

4° 40 R. RAMOS (1'35.982)							
Lap	Seg.1	Seg.2	Seg.3	Seg.4	Lap Time	km/h	Local Time
1		15.306	28.633	22.770		268,7	10:31'45.139
2	31.850	14.715	28.038	22.479	1'37.082	272,7	10:33'22.221
3	31.580	14.607	27.783	23.268	1'37.238	270,0	10:34'59.459
4	34.278	15.988	28.301	32.398	1'50.965P	241,6	10:36'50.424
5	3'03.685	15.054	28.267	22.614	4'09.620P	271,4	10:41'00.044
6	31.542	14.674	27.769	22.342	1'36.327	274,1	10:42'36.371
7	31.355	14.611	27.777	22.239	1'35.982	274,8	10:44'12.353
8	33.059	15.085	28.529	34.174	1'50.847P	270,7	10:46'03.200

5° 99 P. JACOBSEN (1'36.199)							
Lap	Seg.1	Seg.2	Seg.3	Seg.4	Lap Time	km/h	Local Time
1		15.215	29.411	22.961		283,5	10:31'43.800
2	31.718	14.517	28.054	22.247	1'36.536	287,2	10:33'20.336
3	32.065	14.888	28.676	32.906	1'48.535P	280,5	10:35'08.871
4	4'12.370	15.345	28.877	22.530	5'19.122P	282,7	10:40'27.993
5	31.545	14.600	27.910	22.144	1'36.199	284,2	10:42'04.192
6	39.804	15.144	28.939	22.654	1'46.541	284,2	10:43'50.733
7	31.743	14.738	29.155	23.316	1'38.952	287,2	10:45'29.685

6° 34 D. GIUGLIANO (1'36.417)							
Lap	Seg.1	Seg.2	Seg.3	Seg.4	Lap Time	km/h	Local Time
1		15.664	30.606	22.765		274,1	10:31'51.277
2	31.773	14.515	28.023	22.261	1'36.572	283,5	10:33'27.849
3	31.744	14.455	28.030	22.468	1'36.697	285,0	10:35'04.546
4	39.317	16.087	29.903	34.706	2'00.013P	241,1	10:37'04.559
5	3'49.682	16.491	36.530	22.706	5'05.409P	237,4	10:42'09.968
6	31.484	14.564	27.907	22.462	1'36.417	282,7	10:43'46.385
7	31.692	14.555	28.069	22.444	1'36.760	285,0	10:45'23.145

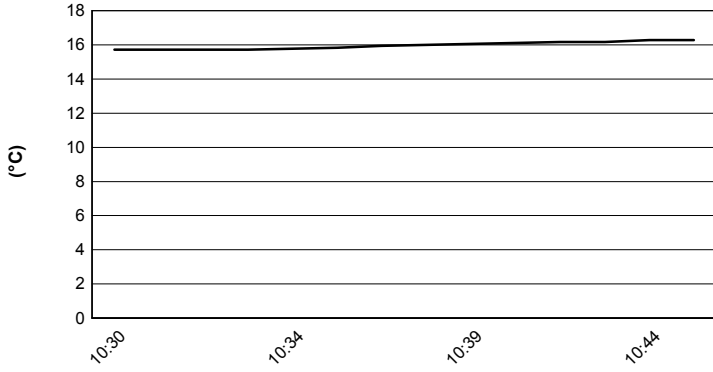
21/04/2018 P = Pits In/Out - C = Lap Time Cancelled

These data/results cannot be reproduced, stored and/or transmitted in whole or in part by any manner of electronic, mechanical, photocopying, recording, broadcasting or otherwise now known or herein after developed without the previous express consent by the copyright owner, except for reproduction in daily press and regular printed publications on sale to the public within 60 days of the event related to those data/results and always provided that copyright symbol appears together as follows below.

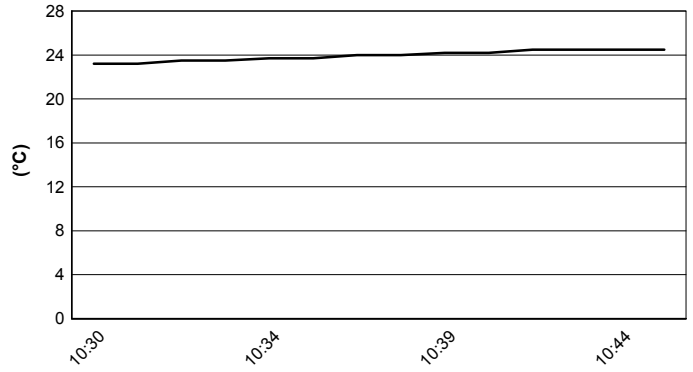
© DORNA WSBK ORGANIZATION Srl 2018

Dutch Round, 20-21-22 April 2018
World Superbike - Weather Report Superpole 1
 Session started 10:30 - Session ended 10:46


Air Temperature



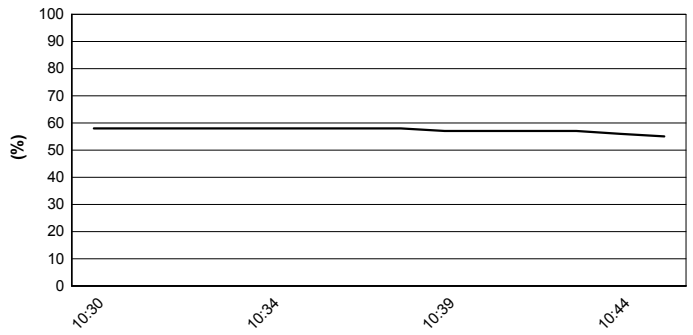
Track Temperature



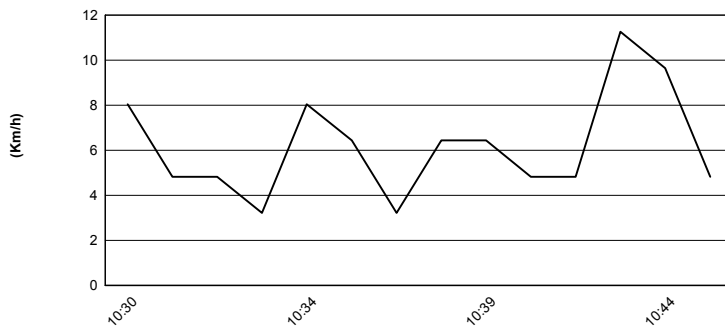
Air Pressure



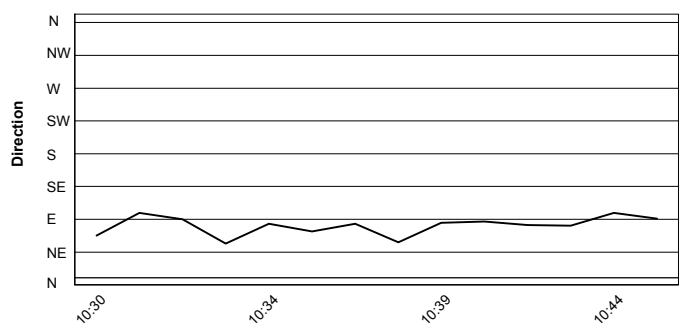
Humidity



Wind Speed



Wind Direction



21/04/2018

These data/results cannot be reproduced, stored and/or transmitted in whole or in part by any manner of electronic, mechanical, photocopying, recording, broadcasting or otherwise now known or herein after developed without the previous express consent by the copyright owner, except for reproduction in daily press and regular printed publications on sale to the public within 60 days of the event related to those data/results and always provided that copyright symbol appears together as follows below.

© DORNA WSBK ORGANIZATION Srl 2018