

Dutch Round, 20-21-22 April 2018

World Superbike - Free Practices & Superpole Combined Results

No.	Rider	Nat	Team	Bike	Class	FPs	LL	Superpole	Gap	Time	Avg
1	22 A. LOWES	GBR	Pata Yamaha Official WorldSBK Team	Yamaha YZF R1		1'35.646	53	1'34.066		1'34.066	173,827
2	1 J. REA	GBR	Kawasaki Racing Team WorldSBK	Kawasaki ZX-10RR		1'35.630	59	1'34.112	0.046	1'34.112	173,742
3	12 X. FORES	ESP	Barni Racing Team	Ducati Panigale R	IND	1'35.744	44	1'34.387	0.321	1'34.387	173,236
4	32 L. SAVADORI	ITA	Milwaukee Aprilia	Aprilia RSV4 RF		1'35.950	43	1'34.739	0.673	1'34.739	172,592
5	33 M. MELANDRI	ITA	Aruba.it Racing - Ducati	Ducati Panigale R		1'35.399	48	1'34.838	0.772	1'34.838	172,412
6	66 T. SYKES	GBR	Kawasaki Racing Team WorldSBK	Kawasaki ZX-10RR		1'35.708	49	1'34.840	0.774	1'34.840	172,408
7	60 M. VAN DER MARK	NED	Pata Yamaha Official WorldSBK Team	Yamaha YZF R1		1'35.156	57	1'34.873	0.807	1'34.873	172,348
8	7 C. DAVIES	GBR	Aruba.it Racing - Ducati	Ducati Panigale R		1'35.782	51	1'34.986	0.920	1'34.986	172,143
9	81 J. TORRES	ESP	MV Agusta Reparto Corse	MV Agusta 1000 F4		1'36.002	42	1'35.099	1.033	1'35.099	171,939
10	76 L. BAZ	FRA	GULF ALTHEA BMW Racing Team	BMW S 1000 RR		1'36.031	52	1'35.541	1.475	1'35.541	171,143
11	54 T. RAZGATLIOGLU	TUR	Kawasaki Puccetti Racing	Kawasaki ZX-10RR	IND	1'36.168	49	1'35.858	1.792	1'35.858	170,577
12	21 M. RINALDI	ITA	Aruba.it Racing - Junior Team	Ducati Panigale R	IND	1'35.518	41	1'35.875	1.809	1'35.875	170,547
13	36 L. MERCADO	ARG	Orelac Racing VerdNatura	Kawasaki ZX-10RR	IND	1'36.316	40	1'35.854		1'35.854	170,584
14	40 R. RAMOS	ESP	Team GoEleven Kawasaki	Kawasaki ZX-10RR	IND	1'37.038	47	1'35.982	0.128	1'35.982	170,357
15	99 P. JACOBSEN	USA	TripleM Honda World Superbike Team	Honda CBR1000RR	IND	1'36.433	38	1'36.199	0.345	1'36.199	169,973
16	34 D. GIUGLIANO	ITA	Milwaukee Aprilia	Aprilia RSV4 RF		1'36.545	47	1'36.417	0.563	1'36.417	169,588
17	68 Y. HERNANDEZ	COL	Team Pedercini Racing	Kawasaki ZX-10RR	IND	1'36.578	47	1'36.478	0.624	1'36.478	169,481
18	37 O. JEZEK	CZE	Guandalini Racing	Yamaha YZF R1	IND	1'37.717	34	1'36.734	0.880	1'36.734	169,033
19	45 J. GAGNE	USA	Red Bull Honda World Superbike Team	Honda CBR1000RR		1'37.257	26			1'37.257	168,124

21/04/2018

The results are provisional until the end of the time limit for protests and appeals and the completion of the technical checks.

These data/results cannot be reproduced, stored and/or transmitted in whole or in part by any manner of electronic, mechanical, photocopying, recording, broadcasting or otherwise now known or herein after developed without the previous express consent by the copyright owner, except for reproduction in daily press and regular printed publications on sale to the public within 60 days of the event related to those data/results and always provided that copyright symbol appears together as follows below.

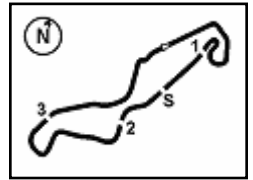
© DORNA WSBK ORGANIZATION Srl 2018

PIRELLI PERUGIA TIMING


Official Tyre Supplier



Official Timekeeper



Dutch Round, 20-21-22 April 2018

World Superbike - Starting Grid - Race 1

21 Laps x 4,542 km = 95,382 km

TT Circuit Assen 4.542 m

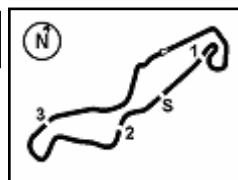
Pos	Number	Name	Team	Time	Class
1	22	LOWES A.	Yamaha	1'34.066	SP2
2	1	REA J.	Kawasaki	1'34.112	SP2
3	12	FORES X.	Ducati	1'34.387	SP2
4	32	SAVADORI L.	Aprilia	1'34.739	SP2
5	33	MELANDRI M.	Ducati	1'34.838	SP2
6	66	SYKES T.	Kawasaki	1'34.840	SP2
7	60	VAN DER MARK M.	Yamaha	1'34.873	SP2
8	7	DAVIES C.	Ducati	1'34.986	SP2
9	81	TORRES J.	MV Agusta	1'35.099	SP2
10	76	BAZ L.	BMW	1'35.541	SP2
11	54	RAZGATLIOGLU T.	Kawasaki	1'35.858	SP2
12	21	RINALDI M.	Ducati	1'35.875	SP2
13	36	MERCADO L.	Kawasaki	1'35.854	SP1
14	40	RAMOS R.	Kawasaki	1'35.982	SP1
15	99	JACOBSEN P.	Honda	1'36.199	SP1
16	34	GIUGLIANO D.	Aprilia	1'36.417	SP1
17	68	HERNANDEZ Y.	Kawasaki	1'36.478	SP1
18	37	JEZEK O.	Yamaha	1'36.734	SP1

N.45 (Gagne J.) will not take part in the race. Declared To Be Reviewed after WUP

21/04/2018 Jury President

..... Race Director





TT Circuit Assen 4.542 m

1 / 2

Dutch Round, 20-21-22 April 2018

World Superbike - Results Superpole 2

No.	Rider	Nat	Team	Bike	Class	Time	Gap	Rel.	Laps	Speed	
										Avg	Max
1	22 A. LOWES	GBR	Pata Yamaha Official WorldSBK Team	Yamaha YZF R1		1'34.066			6	173,827	288,0
2	1 J. REA	GBR	Kawasaki Racing Team WorldSBK	Kawasaki ZX-10RR		1'34.112	0.046	0.046	6	173,742	286,5
3	12 X. FORES	ESP	Barni Racing Team	Ducati Panigale R	IND	1'34.387	0.321	0.275	6	173,236	285,7
4	32 L. SAVADORI	ITA	Milwaukee Aprilia	Aprilia RSV4 RF		1'34.739	0.673	0.352	6	172,592	285,7
5	33 M. MELANDRI	ITA	Aruba.it Racing - Ducati	Ducati Panigale R		1'34.838	0.772	0.099	5	172,412	289,5
6	66 T. SYKES	GBR	Kawasaki Racing Team WorldSBK	Kawasaki ZX-10RR		1'34.840	0.774	0.002	5	172,408	284,2
7	60 M. VAN DER MARK	NED	Pata Yamaha Official WorldSBK Team	Yamaha YZF R1		1'34.873	0.807	0.033	7	172,348	284,2
8	7 C. DAVIES	GBR	Aruba.it Racing - Ducati	Ducati Panigale R		1'34.986	0.920	0.113	6	172,143	288,0
9	81 J. TORRES	ESP	MV Agusta Reparto Corse	MV Agusta 1000 F4		1'35.099	1.033	0.113	6	171,939	282,7
10	76 L. BAZ	FRA	GULF ALTHEA BMW Racing Team	BMW S 1000 RR		1'35.541	1.475	0.442	5	171,143	282,0
11	54 T. RAZGATLIOGLU	TUR	Kawasaki Puccetti Racing	Kawasaki ZX-10RR	IND	1'35.858	1.792	0.317	5	170,577	279,8
12	21 M. RINALDI	ITA	Aruba.it Racing - Junior Team	Ducati Panigale R	IND	1'35.875	1.809	0.017	7	170,547	286,5

AIR	Humidity:	53%	Temp:	17°C
TRACK	Condition:	Dry	Temp:	24°C

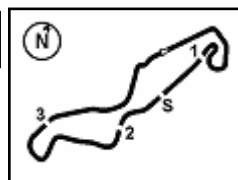
Records	Pole (SP2)	2017 J.Rea	1'33.505	174,870	Km/h
	Race (RC1)	2017 J.Rea	1'34.880	172,340	Km/h
	Circuit (SP2)	2017 J.Rea	1'33.505	174,870	Km/h

21/04/2018 Start End
 10:55 11:12

The results are provisional until the end of the time limit for protests and appeals and the completion of the technical checks.

These data/results cannot be reproduced, stored and/or transmitted in whole or in part by any manner of electronic, mechanical, photocopying, recording, broadcasting or otherwise now known or herein after developed without the previous express consent by the copyright owner, except for reproduction in daily press and regular printed publications on sale to the public within 60 days of the event related to those data/results and always provided that copyright symbol appears together as follows below.

© DORNA WSBK ORGANIZATION Srl 2018



Dutch Round, 20-21-22 April 2018

World Superbike - Results Superpole 2

Session Highlights

Local Time	No. Rider	Description
10.55.00		Start
11.09.56	22 A. LOWES	On the Gravel - Re-Joined - Turn 2
11.12.36		End Of Session

Fastest Laps Sequence

No.	Rider	Nat	Team	Bike	Local Time	Time	Gap	Avg
1	J. REA	GBR	Kawasaki Racing Team WorldSBK	Kawasaki ZX-10RR	10:58'12.011	1'34.917		172,268
1	J. REA	GBR	Kawasaki Racing Team WorldSBK	Kawasaki ZX-10RR	10:59'46.772	1'34.761	-0.156	172,552
22	A. LOWES	GBR	Pata Yamaha Official WorldSBK Team	Yamaha YZF R1	11:08'59.850	1'34.066	-0.695	173,827

21/04/2018 Start End The results are provisional until the end of the time limit for protests and appeals and the completion of the technical checks.

These data/results cannot be reproduced, stored and/or transmitted in whole or in part by any manner of electronic, mechanical, photocopying, recording, broadcasting or otherwise now known or herein after developed without the previous express consent by the copyright owner, except for reproduction in daily press and regular printed publications on sale to the public within 60 days of the event related to those data/results and always provided that copyright symbol appears together as follows below.

© DORNA WSBK ORGANIZATION Srl 2018



Dutch Round, 20-21-22 April 2018

World Superbike - Best Sectors & Speed Superpole 2

TT Circuit Assen 4.542 m

BEST LAP			
1	22 A. LOWES	Yamaha YZF R1	1'34.066
2	1 J. REA	Kawasaki ZX-10RR	1'34.112
3	12 X. FORES	Ducati Panigale R	1'34.387
4	32 L. SAVADORI	Aprilia RSV4 RF	1'34.739
5	33 M. MELANDRI	Ducati Panigale R	1'34.838
6	66 T. SYKES	Kawasaki ZX-10RR	1'34.840
7	60 M. VAN DER MARK	Yamaha YZF R1	1'34.873
8	7 C. DAVIES	Ducati Panigale R	1'34.986
9	81 J. TORRES	MV Agusta 1000 F4	1'35.099
10	76 L. BAZ	BMW S 1000 RR	1'35.541
11	54 T. RAZGATLIOGLU	Kawasaki ZX-10RR	1'35.858
12	21 M. RINALDI	Ducati Panigale R	1'35.875

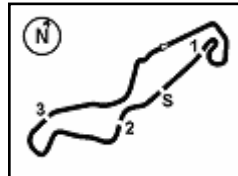
SPEED			
1	33 M. MELANDRI	Ducati Panigale R	289,5
2	7 C. DAVIES	Ducati Panigale R	288,0
3	22 A. LOWES	Yamaha YZF R1	288,0
4	1 J. REA	Kawasaki ZX-10RR	286,5
5	21 M. RINALDI	Ducati Panigale R	286,5
6	12 X. FORES	Ducati Panigale R	285,7
7	32 L. SAVADORI	Aprilia RSV4 RF	285,7
8	66 T. SYKES	Kawasaki ZX-10RR	284,2
9	60 M. VAN DER MARK	Yamaha YZF R1	284,2
10	81 J. TORRES	MV Agusta 1000 F4	282,7
11	76 L. BAZ	BMW S 1000 RR	282,0
12	54 T. RAZGATLIOGLU	Kawasaki ZX-10RR	279,8

SEG. 1		SEG. 2		SEG. 3		SEG. 4		
1	1 J. REA	30.878	1	33 M. MELANDRI	14.163	1	22 A. LOWES	21.592
2	7 C. DAVIES	31.082	2	12 X. FORES	14.166	2	1 J. REA	21.648
3	66 T. SYKES	31.114	3	7 C. DAVIES	14.190	3	66 T. SYKES	21.705
4	22 A. LOWES	31.121	4	22 A. LOWES	14.203	4	1 J. REA	21.760
5	32 L. SAVADORI	31.140	5	1 J. REA	14.245	5	60 M. VAN DER MARK	21.777
6	12 X. FORES	31.186	6	66 T. SYKES	14.250	6	7 C. DAVIES	21.882
7	33 M. MELANDRI	31.204	7	32 L. SAVADORI	14.299	7	81 J. TORRES	21.979
8	60 M. VAN DER MARK	31.205	8	60 M. VAN DER MARK	14.300	8	21 M. RINALDI	21.987
9	76 L. BAZ	31.226	9	81 J. TORRES	14.303	9	33 M. MELANDRI	22.029
10	81 J. TORRES	31.261	10	54 T. RAZGATLIOGLU	14.374	10	32 L. SAVADORI	22.091
11	54 T. RAZGATLIOGLU	31.401	11	76 L. BAZ	14.389	11	76 L. BAZ	22.094
12	21 M. RINALDI	31.528	12	21 M. RINALDI	14.493	12	54 T. RAZGATLIOGLU	22.113

21/04/2018

These data/results cannot be reproduced, stored and/or transmitted in whole or in part by any manner of electronic, mechanical, photocopying, recording, broadcasting or otherwise now known or herein after developed without the previous express consent by the copyright owner, except for reproduction in daily press and regular printed publications on sale to the public within 60 days of the event related to those data/results and always provided that copyright symbol appears together as follows below.

© DORNA WSBK ORGANIZATION Srl 2018



TT Circuit Assen 4.542 m

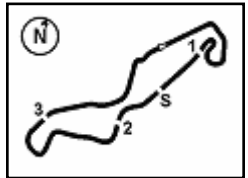
Dutch Round, 20-21-22 April 2018

World Superbike - Ideal Times Superpole 2

No.	Rider	Nat	Bike	Seg. 1	Seg. 2	Seg. 3	Seg. 4	Ideal Time			
				Diff. 1	Diff. 2	Diff. 3	Diff. 4	Best Lap	Pos.	Diff.	
1	22 A. LOWES	GBR	Yamaha YZF R1	31.121	14.203	27.150	21.592	1'34.066		1	
2	1 J. REA	GBR	Kawasaki ZX-10RR	30.878	14.245	27.341	21.648	1'34.112	1'34.112	2	
3	12 X. FORES	ESP	Ducati Panigale R	31.186	14.166	27.275	21.760	1'34.387	1'34.387	3	
4	60 M. VAN DER MARK	NED	Yamaha YZF R1	31.205	14.300	27.344	21.777	1'34.626	1'34.873	7	0.247
5	66 T. SYKES	GBR	Kawasaki ZX-10RR	31.114	14.250	27.313	21.979	1'34.656	1'34.840	6	0.184
6	7 C. DAVIES	GBR	Ducati Panigale R	31.082	14.190	27.412	21.987	1'34.671	1'34.986	8	0.315
7	32 L. SAVADORI	ITA	Aprilia RSV4 RF	31.140	14.299	27.595	21.705	1'34.739	1'34.739	4	
8	33 M. MELANDRI	ITA	Ducati Panigale R	31.204	14.163	27.589	21.882	1'34.838	1'34.838	5	
9	81 J. TORRES	ESP	MV Agusta 1000 F4	31.261	14.303	27.426	22.029	1'35.019	1'35.099	9	0.080
10	76 L. BAZ	FRA	BMW S 1000 RR	31.226	14.389	27.678	22.113	1'35.406	1'35.541	10	0.135
11	21 M. RINALDI	ITA	Ducati Panigale R	31.528	14.493	27.556	22.091	1'35.668	1'35.875	12	0.207
12	54 T. RAZGATLIOGLU	TUR	Kawasaki ZX-10RR	31.401	14.374	27.807	22.094	1'35.676	1'35.858	11	0.182
Overall Ideal Time				30.878	14.163	27.150	21.592	1'33.783			

21/04/2018
 These data/results cannot be reproduced, stored and/or transmitted in whole or in part by any manner of electronic, mechanical, photocopying, recording, broadcasting or otherwise now known or herein after developed without the previous express consent by the copyright owner, except for reproduction in daily press and regular printed publications on sale to the public within 60 days of the event related to those data/results and always provided that copyright symbol appears together as follows below.
 © DORNA WSBK ORGANIZATION Srl 2018





Dutch Round, 20-21-22 April 2018 World Superbike - Chronological Analysis Superpole 2

TT Circuit Assen 4.542 m

1° 22 A. LOWES (1'34.066)							
Lap	Seg.1	Seg.2	Seg.3	Seg.4	Lap Time	km/h	Local Time
1		15.013	28.236	22.630		282,0	10:56'57.165
2	31.315	14.363	27.727	22.111	1'35.516	285,7	10:58'32.681
3	31.321	14.371	27.564	21.907	1'35.163	285,0	11:00'07.844
4	33.208	14.848	28.686	36.919	1'53.661P	283,5	11:02'01.505
5	4'13.147	16.720	31.727	22.685	5'24.279P	260,9	11:07'25.784
6	31.121	14.203	27.150	21.592	1'34.066	288,0	11:08'59.850
7	35.102	14.486	28.436	23.622	1'41.646	286,5	11:10'41.496

2° 1 J. REA (1'34.112)							
Lap	Seg.1	Seg.2	Seg.3	Seg.4	Lap Time	km/h	Local Time
1		14.744	28.689	22.217		280,5	10:56'37.094
2	31.314	14.268	27.404	21.931	1'34.917	284,2	10:58'12.011
3	30.973	14.344	27.442	22.002	1'34.761	285,0	10:59'46.772
4	33.221	14.981	28.672	32.619	1'49.493P	281,3	11:01'36.265
5	4'59.088	15.025	28.575	22.814	6'05.502P	282,0	11:07'41.767
6	30.878	14.245	27.341	21.648	1'34.112	286,5	11:09'15.879
7	36.588	17.087	28.444	35.831	1'57.950P	212,2	11:11'13.829

3° 12 X. FORES (1'34.387)							
Lap	Seg.1	Seg.2	Seg.3	Seg.4	Lap Time	km/h	Local Time
1		14.750	28.256	22.241		282,0	10:57'05.556
2	31.612	14.359	27.608	22.044	1'35.623	285,0	10:58'41.179
3	31.391	14.231	27.535	21.847	1'35.004	285,7	11:00'16.183
4	31.704	14.383	28.062	34.843	1'48.992P	283,5	11:02'05.175
5	4'12.648	15.339	31.707	22.213	5'21.907P	283,5	11:07'27.082
6	31.186	14.166	27.275	21.760	1'34.387	285,7	11:09'01.469
7	32.691	14.518	29.582	23.576	1'40.367	282,7	11:10'41.836

4° 32 L. SAVADORI (1'34.739)							
Lap	Seg.1	Seg.2	Seg.3	Seg.4	Lap Time	km/h	Local Time
1		15.104	28.703	22.299		279,8	10:57'02.920
2	31.380	14.697	27.928	21.972	1'35.977	285,0	10:58'38.897
3	31.605	14.446	27.815	21.785	1'35.651	285,7	11:00'14.548
4	34.807	14.714	28.542	32.373	1'50.436P	282,0	11:02'04.984
5	4'20.757	14.828	32.363	29.620	5'37.568P	283,5	11:07'42.552
6	31.140	14.299	27.595	21.705	1'34.739	285,0	11:09'17.291
7	34.271	14.853	28.646	22.542	1'40.312	277,6	11:10'57.603

5° 33 M. MELANDRI (1'34.838)							
Lap	Seg.1	Seg.2	Seg.3	Seg.4	Lap Time	km/h	Local Time
1		15.115	28.703	22.724		285,0	10:57'00.214
2	31.802	14.391	33.461	22.420	1'42.074	281,3	10:58'42.288
3	31.414	14.310	30.745	34.325	1'50.794P	286,5	11:00'33.082
4	6'04.739	15.001	29.190	22.547	7'11.477P	282,0	11:07'44.559
5	31.204	14.163	27.589	21.882	1'34.838	289,5	11:09'19.397
6	31.458	14.343	30.536	25.718	1'42.055	286,5	11:11'01.452

6° 66 T. SYKES (1'34.840)							
Lap	Seg.1	Seg.2	Seg.3	Seg.4	Lap Time	km/h	Local Time
1		14.985	28.950	22.574		279,1	10:57'36.997
2	31.563	14.375	27.801	22.101	1'35.840	281,3	10:59'12.837
3	31.430	14.372	27.695	21.979	1'35.476	281,3	11:00'48.313
4	32.565	14.816	28.725	32.818	1'48.924P	282,0	11:02'37.237
5	5'41.416	14.803	31.897	22.396	6'50.512P	284,2	11:09'27.749
6	31.114	14.250	27.313	22.163	1'34.840	282,0	11:11'02.589

7° 60 M. VAN DER MARK (1'34.873)							
Lap	Seg.1	Seg.2	Seg.3	Seg.4	Lap Time	km/h	Local Time
1		14.657	27.951	22.053		277,6	10:56'50.135
2	31.454	14.367	27.480	21.896	1'35.197	284,2	10:58'25.332
3	31.438	14.379	27.676	21.847	1'35.340	282,7	11:00'00.672

4	33.273	14.535	28.937	33.546	1'50.291P	278,4	11:01'50.963
5	3'34.284	15.105	29.469	22.275	4'41.133P	279,8	11:06'32.096
6	31.242	14.510	27.344	21.777	1'34.873	279,1	11:08'06.969
7	31.205	14.300	27.712	21.927	1'35.144	283,5	11:09'42.113
8	36.541	15.215	30.516	33.362	1'55.634P	266,7	11:11'37.747

8° 7 C. DAVIES (1'34.986)							
Lap	Seg.1	Seg.2	Seg.3	Seg.4	Lap Time	km/h	Local Time
1		15.441	28.778	22.751		260,9	10:57'22.613
2	31.692	14.336	27.994	22.145	1'36.167	284,2	10:58'58.780
3	31.393	14.394	27.798	22.080	1'35.665	285,0	11:00'34.445
4	32.904	15.076	29.141	34.912	1'52.033P	279,8	11:02'26.478
5	3'57.610	15.325	31.245	28.603	5'12.783P	271,4	11:07'39.261
6	31.397	14.190	27.412	21.987	1'34.986	288,0	11:09'14.247
7	31.082	14.308	27.830	22.482	1'35.702	285,7	11:10'49.949

9° 81 J. TORRES (1'35.099)							
Lap	Seg.1	Seg.2	Seg.3	Seg.4	Lap Time	km/h	Local Time
1		15.093	28.448	22.670		279,1	10:57'01.728
2	31.780	14.407	27.641	22.372	1'36.200	282,7	10:58'37.928
3	31.637	14.426	27.636	22.237	1'35.936	279,8	11:00'13.864
4	31.522	14.333	27.947	35.243	1'49.045P	279,8	11:02'02.909
5	4'10.410	16.353	31.552	23.110	5'21.425P	260,9	11:07'24.334
6	31.341	14.303	27.426	22.029	1'35.099	282,0	11:08'59.433
7	31.261	14.405	27.760	22.285	1'35.711	282,0	11:10'35.144

10° 76 L. BAZ (1'35.541)							
Lap	Seg.1	Seg.2	Seg.3	Seg.4	Lap Time	km/h	Local Time
1		14.685	28.578	22.202		281,3	10:56'37.357
2	31.460	14.389	27.701	22.113	1'35.663	282,0	10:58'13.020
3	32.678	15.140	28.974	33.589	1'50.381P	274,8	11:00'03.401
4	6'23.967	14.926	29.648	24.132	7'32.673P	277,6	11:07'36.074
5	31.527	14.890	30.052	23.736	1'40.205	276,9	11:09'16.279
6	31.226	14.475	27.678	22.162	1'35.541	281,3	11:10'51.820

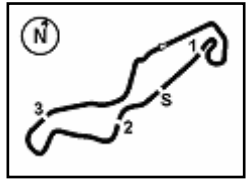
11° 54 T. RAZGATLIOGLU (1'35.858)							
Lap	Seg.1	Seg.2	Seg.3	Seg.4	Lap Time	km/h	Local Time
1		15.474	29.274	22.577		276,9	10:57'28.869
2	32.018	14.628	29.438	32.951	1'49.035P	279,1	10:59'17.904
3	6'17.568	15.136	28.328	22.345	7'23.377P	275,5	11:06'41.281
4	31.413	14.544	27.807	22.094	1'35.858	279,8	11:08'17.139
5	31.401	14.374	28.015	22.199	1'35.989	279,1	11:09'53.128
6	36.152	17.770	32.476	27.988	1'54.386	212,2	11:11'47.514

12° 21 M. RINALDI (1'35.875)							
Lap	Seg.1	Seg.2	Seg.3	Seg.4	Lap Time	km/h	Local Time
1		14.802	28.168	22.560		284,2	10:57'18.378
2	31.762	14.508	27.822	22.364	1'36.456	285,0	10:58'54.834
3	31.619	14.605	27.560	22.091	1'35.875	285,0	11:00'30.709
4	33.940	15.930	29.253	34.561	1'53.684P	272,7	11:02'24.393
5	2'30.723	15.388	28.844	22.622	3'37.577P	281,3	11:06'01.970
6	31.528	14.568	27.556	22.641	1'36.293	286,5	11:07'38.263
7	31.627	14.493	27.595	22.177	1'35.892	284,2	11:09'14.155
8	31.816	16.073	35.285	39.544	2'02.718P	270,7	11:11'16.873

21/04/2018 P = Pits In/Out - C = Lap Time Cancelled

These data/results cannot be reproduced, stored and/or transmitted in whole or in part by any manner of electronic, mechanical, photocopying, recording, broadcasting or otherwise now known or herein after developed without the previous express consent by the copyright owner, except for reproduction in daily press and regular printed publications on sale to the public within 60 days of the event related to those data/results and always provided that copyright symbol appears together as follows below.

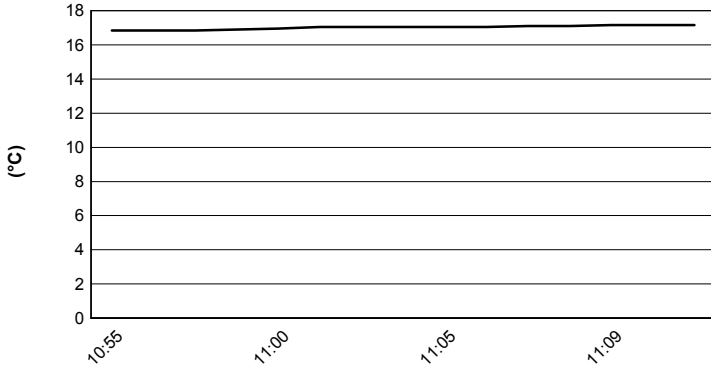
© DORNA WSBK ORGANIZATION Srl 2018



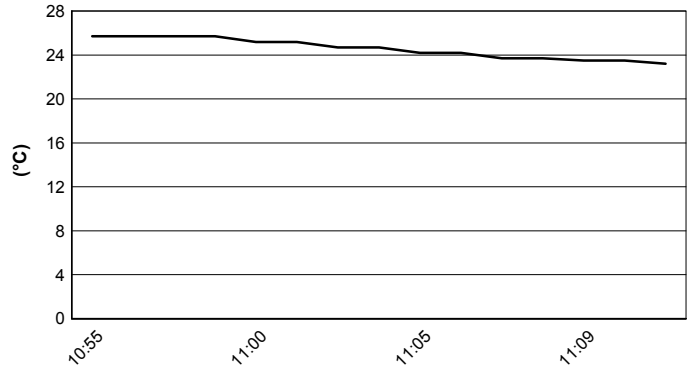
TT Circuit Assen 4.542 m

Dutch Round, 20-21-22 April 2018
World Superbike - Weather Report Superpole 2
Session started 10:55 - Session ended 11:12


Air Temperature




Track Temperature



Air Pressure



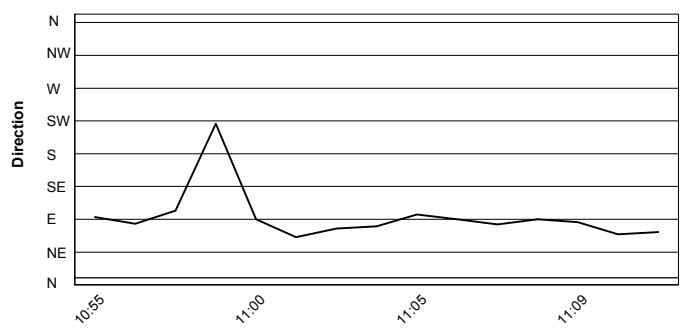
Humidity



Wind Speed



Wind Direction

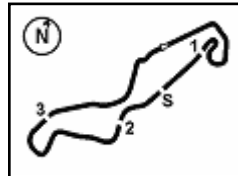


21/04/2018

These data/results cannot be reproduced, stored and/or transmitted in whole or in part by any manner of electronic, mechanical, photocopying, recording, broadcasting or otherwise now known or herein after developed without the previous express consent by the copyright owner, except for reproduction in daily press and regular printed publications on sale to the public within 60 days of the event related to those data/results and always provided that copyright symbol appears together as follows below.

© DORNA WSBK ORGANIZATION Srl 2018





Dutch Round, 20-21-22 April 2018 World Superbike - Superpole Ranking

TT Circuit Assen 4.542 m

	2015	2016	2017	2018
01 Phillip Island Grand Prix Circuit	Rea (Gbr) Kaw 1'31.212 (175,4 Km/h)	Sykes (Gbr) Kaw 1'30.020 (177,8 Km/h)	Rea (Gbr) Kaw 1'29.573 (178,6 Km/h)	Sykes (Gbr) Kaw 1'30.099 (177,6 Km/h)
02 Chang International Circuit	Rea (Gbr) Kaw 1'33.382 (175,6 Km/h)	van der Mark (Ned) Hon 1'33.452 (175,4 Km/h)	Rea (Gbr) Kaw 1'32.957 (176,4 Km/h)	Rea (Gbr) Kaw 1'32.814 (176,6 Km/h)
03 Motorland Aragon	Haslam (Gbr) Apr 1'49.664 (166,7 Km/h)	Sykes (Gbr) Kaw 1'49.374 (167,1 Km/h)	Davies (Gbr) Duc 1'49.319 (167,2 Km/h)	Melandri (Ita) Duc 1'49.543 (166,8 Km/h)
04 TT Circuit Assen	Sykes (Gbr) Kaw 1'34.789 (172,5 Km/h)	Sykes (Gbr) Kaw 1'35.440 (171,3 Km/h)	Rea (Gbr) Kaw 1'33.505 (174,9 Km/h)	Lowes (Gbr) Yam 1'34.066 (173,8 Km/h)
05 Autodromo Internazionale Enzo e Dino	Giugliano (Ita) Duc 1'46.382 (167,0 Km/h)	Davies (Gbr) Duc 1'45.598 (168,3 Km/h)	Davies (Gbr) Duc 1'45.662 (168,2 Km/h)	
06 Donington Park	Sykes (Gbr) Kaw 1'27.071 (166,3 Km/h)	Sykes (Gbr) Kaw 1'26.712 (167,0 Km/h)	Sykes (Gbr) Kaw 1'26.641 (167,2 Km/h)	
08 Laguna Seca Raceway	Davies (Gbr) Duc 1'22.101 (158,3 Km/h)	Sykes (Gbr) Kaw 1'22.155 (158,2 Km/h)	Sykes (Gbr) Kaw 1'22.476 (157,6 Km/h)	
09 Misano World Circuit "Marco Simoncelli"	Sykes (Gbr) Kaw 1'34.214 (161,5 Km/h)	Sykes (Gbr) Kaw 1'34.037 (161,8 Km/h)	Sykes (Gbr) Kaw 1'33.662 (162,4 Km/h)	
10 Autódromo Internacional do Algarve	Giugliano (Ita) Duc 1'41.764 (162,4 Km/h)		Rea (Gbr) Kaw 1'41.430 (163,0 Km/h)	
11 Magny-Cours	Haslam (Gbr) Apr 1'56.404 (136,4 Km/h)	Rea (Gbr) Kaw 1'52.881 (140,7 Km/h)	Rea (Gbr) Kaw 1'56.555 (136,2 Km/h)	
13 Losail International Circuit	Sykes (Gbr) Kaw 1'56.821 (165,8 Km/h)	Rea (Gbr) Kaw 1'56.356 (166,5 Km/h)	Rea (Gbr) Kaw 1'56.228 (166,6 Km/h)	

2018

- 1 M. Melandri
- 1 **A. Lowes**
- 1 J. Rea
- 1 T. Sykes

ALL TIMES

- | | | | |
|---------------|----------------|------------------|-------------------|
| 43 T. Corser | 6 J. Kocinski | 2 D. Tardozzi | 1 R. Burnett |
| 43 T. Sykes | 6 C. Crutchlow | 2 A. Yanagawa | 1 J. Reynolds |
| 26 T. Bayliss | 5 D. Giugliano | 2 M. Lucchinelli | 1 S. Hislop |
| 21 C. Fogarty | 5 M. Biaggi | 2 B. Bostrom | 1 M. Mladin |
| 17 D. Polen | 5 C. Davies | 2 B. Monti | 1 R. Xaus |
| 16 N. Hodgson | 4 F. Merkel | 2 M. Campbell | 1 M. Tamada |
| 15 C. Edwards | 4 J. Toseland | 2 Y. Nagai | 1 L. Lanzi |
| 15 J. Rea | 4 S. Guintoli | 2 M. Neukirchner | 1 M. Fabrizio |
| 11 B. Spies | 3 S. Mertens | 2 L. Baz | 1 A. Badovini |
| 10 P. Chili | 3 R. Phillis | 2 E. Laverty | 1 F. Nieto |
| 10 C. Checa | 3 S. Martin | 1 M. Doohan | 1 T. Hill |
| 9 R. Roche | 3 C. Vermeulen | 1 D. Chandler | 1 A. Lowes |
| 8 G. Falappa | 3 Y. Kagayama | 1 P. Goddard | 1 J. Hopkins |
| 8 S. Russell | 3 L. Haslam | 1 M. Dowson | 1 M. van der Mark |
| 8 A. Slight | 3 J. Smrz | 1 A. Vieira | 1 I. Jaitovich |
| 7 N. Haga | 3 M. Melandri | 1 T. Kipp | |
| 7 R. Laconi | 2 A. Gobert | 1 S. Crafar | |

21/04/2018

These data/results cannot be reproduced, stored and/or transmitted in whole or in part by any manner of electronic, mechanical, photocopying, recording, broadcasting or otherwise now known or herein after developed without the previous express consent by the copyright owner, except for reproduction in daily press and regular printed publications on sale to the public within 60 days of the event related to those data/results and always provided that copyright symbol appears together as follows below.

© DORNA WSBK ORGANIZATION Srl 2018

FIKR PERUGIA TIMING



Official Tyre Supplier



Official Timekeeper