

TT Circuit Assen 4.542 m

1 / 2

Dutch Round, 20-21-22 April 2018

World Superbike - Results Warm Up

No.	Rider	Nat	Team	Bike	Class	Time	Gap	Rel.	Laps	Speed	
										Avg	Max
1	66 T. SYKES	GBR	Kawasaki Racing Team WorldSBK	Kawasaki ZX-10RR		1'34.979			9	172,156	282,7
2	12 X. FORES	ESP	Barni Racing Team	Ducati Panigale R	IND	1'35.626	0.647	0.647	9	170,991	285,0
3	1 J. REA	GBR	Kawasaki Racing Team WorldSBK	Kawasaki ZX-10RR		1'35.660	0.681	0.034	9	170,930	283,5
4	7 C. DAVIES	GBR	Aruba.it Racing - Ducati	Ducati Panigale R		1'35.735	0.756	0.075	9	170,796	285,0
5	60 M. VAN DER MARK	NED	Pata Yamaha Official WorldSBK Team	Yamaha YZF R1		1'35.763	0.784	0.028	9	170,747	283,5
6	54 T. RAZGATLIOGLU	TUR	Kawasaki Puccetti Racing	Kawasaki ZX-10RR	IND	1'35.833	0.854	0.070	9	170,622	281,3
7	33 M. MELANDRI	ITA	Aruba.it Racing - Ducati	Ducati Panigale R		1'35.858	0.879	0.025	9	170,577	285,7
8	22 A. LOWES	GBR	Pata Yamaha Official WorldSBK Team	Yamaha YZF R1		1'35.959	0.980	0.101	9	170,398	284,2
9	76 L. BAZ	FRA	GULF ALTHEA BMW Racing Team	BMW S 1000 RR		1'36.008	1.029	0.049	4	170,311	280,5
10	21 M. RINALDI	ITA	Aruba.it Racing - Junior Team	Ducati Panigale R	IND	1'36.281	1.302	0.273	8	169,828	283,5
11	37 O. JEZEK	CZE	Guandalini Racing	Yamaha YZF R1	IND	1'36.422	1.443	0.141	9	169,580	279,8
12	34 D. GIUGLIANO	ITA	Milwaukee Aprilia	Aprilia RSV4 RF		1'36.496	1.517	0.074	7	169,450	281,3
13	36 L. MERCADO	ARG	Orelac Racing VerdNatura	Kawasaki ZX-10RR	IND	1'36.555	1.576	0.059	9	169,346	281,3
14	40 R. RAMOS	ESP	Team GoEleven Kawasaki	Kawasaki ZX-10RR	IND	1'36.616	1.637	0.061	8	169,239	277,6
15	68 Y. HERNANDEZ	COL	Team Pedercini Racing	Kawasaki ZX-10RR	IND	1'36.854	1.875	0.238	8	168,823	277,6
16	81 J. TORRES	ESP	MV Agusta Reparto Corse	MV Agusta 1000 F4		1'36.863	1.884	0.009	4	168,807	279,8
17	32 L. SAVADORI	ITA	Milwaukee Aprilia	Aprilia RSV4 RF		1'36.923	1.944	0.060	9	168,703	282,7
18	99 P. JACOBSEN	USA	TripleM Honda World Superbike Team	Honda CBR1000RR	IND	1'36.958	1.979	0.035	9	168,642	285,0

AIR	Humidity:	59%	Temp:	16°C
TRACK	Condition:	Dry	Temp:	18°C

Records	Pole (SP2)	2017 J.Rea	1'33.505	174,870	Km/h
	Race (RC1)	2017 J.Rea	1'34.880	172,340	Km/h
	Circuit (SP2)	2017 J.Rea	1'33.505	174,870	Km/h

22/04/2018 Start 09:55 End 10:18 The results are provisional until the end of the time limit for protests and appeals and the completion of the technical checks.

These data/results cannot be reproduced, stored and/or transmitted in whole or in part by any manner of electronic, mechanical, photocopying, recording, broadcasting or otherwise now known or herein after developed without the previous express consent by the copyright owner, except for reproduction in daily press and regular printed publications on sale to the public within 60 days of the event related to those data/results and always provided that copyright symbol appears together as follows below.

© DORNA WSBK ORGANIZATION Srl 2018

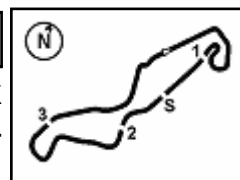
FICR PERUGIA TIMING



Official Tyre Supplier



Official Timekeeper



Dutch Round, 20-21-22 April 2018

World Superbike - Results Warm Up

Session Highlights

Local Time	No. Rider	Description
09.55.00		Start
09.56.45		WorldSBK Pit Intervention Time: 1m 1sec
09.57.37	34 D. GIUGLIANO	On the Gravel - Re-Joined - Turn 2
10.00.55		STK1000 WUP Pit Lane Will Open at 10.20
10.03.15	34 D. GIUGLIANO	On the Gravel - Re-Joined - Turn 9
10.03.44	76 L. BAZ	Crashed - Turn 4
10.04.17		RED FLAG
10.10.00		Session Restart
10.18.01		End Of Session

Fastest Laps Sequence

No.	Rider	Nat	Team	Bike	Local Time	Time	Gap	Avg
1	J. REA	GBR	Kawasaki Racing Team WorldSBK	Kawasaki ZX-10RR	09:58'15.615	1'36.478		169,481
22	A. LOWES	GBR	Pata Yamaha Official WorldSBK Team	Yamaha YZF R1	09:58'21.980	1'36.113	-0.365	170,125
1	J. REA	GBR	Kawasaki Racing Team WorldSBK	Kawasaki ZX-10RR	09:59'51.606	1'35.991	-0.122	170,341
12	X. FORES	ESP	Barni Racing Team	Ducati Panigale R	10:00'28.407	1'35.938	-0.053	170,435
1	J. REA	GBR	Kawasaki Racing Team WorldSBK	Kawasaki ZX-10RR	10:01'27.463	1'35.857	-0.081	170,579
12	X. FORES	ESP	Barni Racing Team	Ducati Panigale R	10:02'04.033	1'35.626	-0.231	170,991
66	T. SYKES	GBR	Kawasaki Racing Team WorldSBK	Kawasaki ZX-10RR	10:02'13.668	1'35.504	-0.122	171,210
66	T. SYKES	GBR	Kawasaki Racing Team WorldSBK	Kawasaki ZX-10RR	10:03'48.899	1'35.231	-0.273	171,700
66	T. SYKES	GBR	Kawasaki Racing Team WorldSBK	Kawasaki ZX-10RR	10:13'21.010	1'34.979	-0.252	172,156

22/04/2018 Start End The results are provisional until the end of the time limit for protests and appeals
09:55 10:18 and the completion of the technical checks.

These data/results cannot be reproduced, stored and/or transmitted in whole or in part by any manner of electronic, mechanical, photocopying, recording, broadcasting or otherwise now known or herein after developed without the previous express consent by the copyright owner, except for reproduction in daily press and regular printed publications on sale to the public within 60 days of the event related to those data/results and always provided that copyright symbol appears together as follows below.

© DORNA WSBK ORGANIZATION Srl 2018

Dutch Round, 20-21-22 April 2018 World Superbike - Best Sectors & Speed Warm Up

TT Circuit Assen 4.542 m

BEST LAP			
1	66 T. SYKES	Kawasaki ZX-10RR	1'34.979
2	12 X. FORES	Ducati Panigale R	1'35.626
3	1 J. REA	Kawasaki ZX-10RR	1'35.660
4	7 C. DAVIES	Ducati Panigale R	1'35.735
5	60 M. VAN DER MARK	Yamaha YZF R1	1'35.763
6	54 T. RAZGATLIOGLU	Kawasaki ZX-10RR	1'35.833
7	33 M. MELANDRI	Ducati Panigale R	1'35.858
8	22 A. LOWES	Yamaha YZF R1	1'35.959
9	76 L. BAZ	BMW S 1000 RR	1'36.008
10	21 M. RINALDI	Ducati Panigale R	1'36.281
11	37 O. JEZEK	Yamaha YZF R1	1'36.422
12	34 D. GIUGLIANO	Aprilia RSV4 RF	1'36.496
13	36 L. MERCADO	Kawasaki ZX-10RR	1'36.555
14	40 R. RAMOS	Kawasaki ZX-10RR	1'36.616
15	68 Y. HERNANDEZ	Kawasaki ZX-10RR	1'36.854
16	81 J. TORRES	MV Agusta 1000 F4	1'36.863
17	32 L. SAVADORI	Aprilia RSV4 RF	1'36.923
18	99 P. JACOBSEN	Honda CBR1000RR	1'36.958

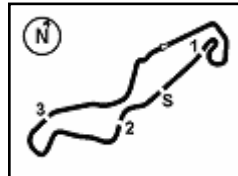
SPEED			
1	33 M. MELANDRI	Ducati Panigale R	285,7
2	99 P. JACOBSEN	Honda CBR1000RR	285,0
3	12 X. FORES	Ducati Panigale R	285,0
4	7 C. DAVIES	Ducati Panigale R	285,0
5	22 A. LOWES	Yamaha YZF R1	284,2
6	60 M. VAN DER MARK	Yamaha YZF R1	283,5
7	21 M. RINALDI	Ducati Panigale R	283,5
8	1 J. REA	Kawasaki ZX-10RR	283,5
9	66 T. SYKES	Kawasaki ZX-10RR	282,7
10	32 L. SAVADORI	Aprilia RSV4 RF	282,7
11	36 L. MERCADO	Kawasaki ZX-10RR	281,3
12	34 D. GIUGLIANO	Aprilia RSV4 RF	281,3
13	54 T. RAZGATLIOGLU	Kawasaki ZX-10RR	281,3
14	76 L. BAZ	BMW S 1000 RR	280,5
15	81 J. TORRES	MV Agusta 1000 F4	279,8
16	37 O. JEZEK	Yamaha YZF R1	279,8
17	68 Y. HERNANDEZ	Kawasaki ZX-10RR	277,6
18	40 R. RAMOS	Kawasaki ZX-10RR	277,6

SEG. 1		SEG. 2		SEG. 3		SEG. 4					
1	66 T. SYKES	31.221	1	12 X. FORES	14.256	1	66 T. SYKES	27.586	1	66 T. SYKES	21.831
2	7 C. DAVIES	31.350	2	66 T. SYKES	14.301	2	21 M. RINALDI	27.647	2	60 M. VAN DER MARK	21.944
3	1 J. REA	31.370	3	33 M. MELANDRI	14.314	3	76 L. BAZ	27.734	3	54 T. RAZGATLIOGLU	22.011
4	54 T. RAZGATLIOGLU	31.398	4	7 C. DAVIES	14.325	4	12 X. FORES	27.755	4	12 X. FORES	22.013
5	76 L. BAZ	31.470	5	22 A. LOWES	14.348	5	1 J. REA	27.795	5	22 A. LOWES	22.014
6	60 M. VAN DER MARK	31.495	6	1 J. REA	14.361	6	33 M. MELANDRI	27.807	6	1 J. REA	22.031
7	40 R. RAMOS	31.503	7	60 M. VAN DER MARK	14.409	7	22 A. LOWES	27.835	7	33 M. MELANDRI	22.088
8	22 A. LOWES	31.507	8	54 T. RAZGATLIOGLU	14.468	8	7 C. DAVIES	27.860	8	76 L. BAZ	22.145
9	37 O. JEZEK	31.515	9	34 D. GIUGLIANO	14.500	9	37 O. JEZEK	27.883	9	7 C. DAVIES	22.151
10	12 X. FORES	31.533	10	76 L. BAZ	14.508	10	54 T. RAZGATLIOGLU	27.887	10	36 L. MERCADO	22.185
11	34 D. GIUGLIANO	31.583	11	21 M. RINALDI	14.517	11	60 M. VAN DER MARK	27.904	11	99 P. JACOBSEN	22.187
12	21 M. RINALDI	31.584	12	36 L. MERCADO	14.521	12	68 Y. HERNANDEZ	27.941	12	32 L. SAVADORI	22.240
13	33 M. MELANDRI	31.628	13	81 J. TORRES	14.541	13	36 L. MERCADO	27.990	13	34 D. GIUGLIANO	22.273
14	68 Y. HERNANDEZ	31.639	14	32 L. SAVADORI	14.571	14	40 R. RAMOS	28.013	14	40 R. RAMOS	22.289
15	99 P. JACOBSEN	31.730	15	40 R. RAMOS	14.593	15	81 J. TORRES	28.031	15	21 M. RINALDI	22.373
16	32 L. SAVADORI	31.804	16	37 O. JEZEK	14.599	16	34 D. GIUGLIANO	28.032	16	81 J. TORRES	22.375
17	36 L. MERCADO	31.822	17	99 P. JACOBSEN	14.668	17	32 L. SAVADORI	28.071	17	37 O. JEZEK	22.425
18	81 J. TORRES	31.824	18	68 Y. HERNANDEZ	14.739	18	99 P. JACOBSEN	28.074	18	68 Y. HERNANDEZ	22.533

22/04/2018

These data/results cannot be reproduced, stored and/or transmitted in whole or in part by any manner of electronic, mechanical, photocopying, recording, broadcasting or otherwise now known or herein after developed without the previous express consent by the copyright owner, except for reproduction in daily press and regular printed publications on sale to the public within 60 days of the event related to those data/results and always provided that copyright symbol appears together as follows below.

© DORNA WSBK ORGANIZATION Srl 2018



TT Circuit Assen 4.542 m

Dutch Round, 20-21-22 April 2018

World Superbike - Ideal Times Warm Up

No.	Rider	Nat	Bike	Seg. 1	Seg. 2	Seg. 3	Seg. 4	Ideal Time		
				Diff. 1	Diff. 2	Diff. 3	Diff. 4	Best Lap	Pos.	Diff.
1	66 T. SYKES	GBR	Kawasaki ZX-10RR	31.221 0.019	14.301	27.586 0.021	21.831	1'34.939 1'34.979	1	0.040
2	1 J. REA	GBR	Kawasaki ZX-10RR	31.370 0.095	14.361	27.795 0.008	22.031	1'35.557 1'35.660	3	0.103
3	12 X. FORES	ESP	Ducati Panigale R	31.533 0.059	14.256	27.755	22.013 0.010	1'35.557 1'35.626	2	0.069
4	7 C. DAVIES	GBR	Ducati Panigale R	31.350	14.325	27.860 0.049	22.151	1'35.686 1'35.735	4	0.049
5	22 A. LOWES	GBR	Yamaha YZF R1	31.507	14.348 0.115	27.835 0.095	22.014 0.045	1'35.704 1'35.959	8	0.255
6	60 M. VAN DER MARK	NED	Yamaha YZF R1	31.495 0.006	14.409	27.904 0.005	21.944	1'35.752 1'35.763	5	0.011
7	54 T. RAZGATLIOGLU	TUR	Kawasaki ZX-10RR	31.398	14.468 0.061	27.887	22.011 0.008	1'35.764 1'35.833	6	0.069
8	33 M. MELANDRI	ITA	Ducati Panigale R	31.628	14.314 0.004	27.807 0.017	22.088	1'35.837 1'35.858	7	0.021
9	76 L. BAZ	FRA	BMW S 1000 RR	31.470 0.043	14.508	27.734 0.108	22.145	1'35.857 1'36.008	9	0.151
10	21 M. RINALDI	ITA	Ducati Panigale R	31.584	14.517	27.647	22.373 0.160	1'36.121 1'36.281	10	0.160
11	34 D. GIUGLIANO	ITA	Aprilia RSV4 RF	31.583 0.075	14.500	28.032	22.273 0.033	1'36.388 1'36.496	12	0.108
12	40 R. RAMOS	ESP	Kawasaki ZX-10RR	31.503	14.593	28.013 0.144	22.289 0.074	1'36.398 1'36.616	14	0.218
13	37 O. JEZEK	CZE	Yamaha YZF R1	31.515	14.599	27.883	22.425	1'36.422 1'36.422	11	
14	36 L. MERCADO	ARG	Kawasaki ZX-10RR	31.822 0.036	14.521 0.001	27.990	22.185	1'36.518 1'36.555	13	0.037
15	99 P. JACOBSEN	USA	Honda CBR1000RR	31.730 0.121	14.668 0.053	28.074	22.187 0.125	1'36.659 1'36.958	18	0.299
16	32 L. SAVADORI	ITA	Aprilia RSV4 RF	31.804	14.571	28.071 0.109	22.240 0.128	1'36.686 1'36.923	17	0.237
17	81 J. TORRES	ESP	MV Agusta 1000 F4	31.824 0.020	14.541 0.031	28.031 0.041	22.375	1'36.771 1'36.863	16	0.092
18	68 Y. HERNANDEZ	COL	Kawasaki ZX-10RR	31.639	14.739 0.002	27.941	22.533	1'36.852 1'36.854	15	0.002
Overall Ideal Time				31.221	14.256	27.586	21.831	1'34.894		

22/04/2018

These data/results cannot be reproduced, stored and/or transmitted in whole or in part by any manner of electronic, mechanical, photocopying, recording, broadcasting or otherwise now known or herein after developed without the previous express consent by the copyright owner, except for reproduction in daily press and regular printed publications on sale to the public within 60 days of the event related to those data/results and always provided that copyright symbol appears together as follows below.

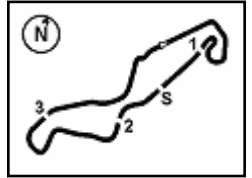
© DORNA WSBK ORGANIZATION Srl 2018

PIRELLI PERUGIA TIMING


Official Tyre Supplier



Official Timekeeper



TT Circuit Assen 4.542 m

1 / 2

Dutch Round, 20-21-22 April 2018

World Superbike - Chronological Analysis Warm Up

1° 66 T. SYKES (1'34.979)							
Lap	Seg.1	Seg.2	Seg.3	Seg.4	Lap Time	km/h	Local Time
1		15.356	28.992	25.455	272.0	9:57'25.392	
2	31.890	14.757	27.932	22.212	1'36.791	278,4	9:59'02.183
3	31.568	14.519	27.828	22.066	1'35.981	279,8	10:00'38.164
4	31.502	14.406	27.649	21.947	1'35.504	280,5	10:02'13.668
5	31.322	14.376	27.586	21.947	1'35.231	281,3	10:03'48.899
6	32.751	15.554	29.938	33.840	1'52.083CP	278,4	10:05'40.982
7	4'52.629	14.798	31.090	26.532	6'05.049P	279,8	10:11'46.031
8	31.240	14.301	27.607	21.831	1'34.979	282,0	10:13'21.010
9	31.784	14.598	33.796	25.105	1'45.283	282,0	10:15'06.293
10	31.221	14.377	28.817	24.572	1'38.987	282,7	10:16'45.280

6° 54 T. RAZGATLIOGLU (1'35.833)							
Lap	Seg.1	Seg.2	Seg.3	Seg.4	Lap Time	km/h	Local Time
1		15.497	29.300	22.788	273,4	9:57'43.429	
2	31.997	14.685	28.208	22.339	1'37.229	278,4	9:59'20.658
3	31.601	14.560	28.066	22.196	1'36.423	276,9	10:00'57.081
4	31.685	14.546	27.941	22.187	1'36.359	279,8	10:02'33.440
5	32.567	14.949	28.656	22.609	1'38.781	274,8	10:04'12.221
6	35.060	15.506	30.541	32.843	1'53.950CP	266,7	10:06'06.171
7	4'49.195	14.719	28.800	23.431	5'56.145P	281,3	10:12'02.316
8	31.583	15.496	28.756	22.035	1'37.870	279,8	10:13'40.186
9	31.398	14.529	27.887	22.019	1'35.833	281,3	10:15'16.019
10	31.513	14.468	28.045	22.011	1'36.037	280,5	10:16'52.056

2° 12 X. FORES (1'35.626)							
Lap	Seg.1	Seg.2	Seg.3	Seg.4	Lap Time	km/h	Local Time
1		14.812	28.550	22.524	279,8	9:57'16.118	
2	31.838	14.425	27.963	22.125	1'36.351	282,7	9:58'52.469
3	31.550	14.354	27.814	22.220	1'35.938	282,7	10:00'28.407
4	31.592	14.256	27.755	22.023	1'35.626	282,7	10:02'04.033
5	31.660	14.294	27.849	22.013	1'35.816	284,2	10:03'39.849
6	33.029	18.437	29.929	35.136	1'56.531CP	179,4	10:05'36.380
7	5'18.662	14.681	30.994	22.475	6'26.812P	281,3	10:12'03.192
8	31.857	14.460	27.939	22.104	1'36.360	285,0	10:13'39.552
9	31.806	14.485	29.101	22.184	1'37.576	282,7	10:15'17.128
10	31.533	14.412	27.902	22.035	1'35.882	282,7	10:16'53.010

7° 33 M. MELANDRI (1'35.858)							
Lap	Seg.1	Seg.2	Seg.3	Seg.4	Lap Time	km/h	Local Time
1		16.046	29.327	23.087	268,0	9:57'05.275	
2	32.288	14.498	27.911	22.494	1'37.191	281,3	9:58'42.466
3	31.871	14.463	27.926	22.489	1'36.749	280,5	10:00'19.215
4	31.733	14.479	27.872	22.191	1'36.275	282,7	10:01'55.490
5	34.536	14.798	29.560	23.081	1'41.975	282,7	10:03'37.465
6	33.807	18.568	29.227	32.921	1'54.523CP	170,1	10:05'31.988
7	5'07.467	21.943	28.909	22.461	6'20.780P	132,7	10:11'52.768
8	31.746	14.314	27.927	22.207	1'36.194	285,7	10:13'28.962
9	31.628	14.318	27.824	22.088	1'35.858	283,5	10:15'04.820
10	31.651	14.400	27.807	22.153	1'36.011	283,5	10:16'40.831

3° 1 J. REA (1'35.660)							
Lap	Seg.1	Seg.2	Seg.3	Seg.4	Lap Time	km/h	Local Time
1		14.922	28.627	22.548	277,6	9:56'39.137	
2	31.780	14.433	27.891	22.374	1'36.478	280,5	9:58'15.615
3	31.501	14.442	27.843	22.205	1'35.991	281,3	9:59'51.606
4	31.556	14.400	27.795	22.106	1'35.857	281,3	10:01'27.463
5	31.370	14.449	27.806	22.135	1'35.760	282,0	10:03'03.223
6	31.386	14.400	27.959	32.083	1'45.828CP	281,3	10:04'49.051
7	5'54.793	14.729	28.243	22.356	7'00.121P	281,3	10:11'49.172
8	31.465	14.361	27.803	22.031	1'35.660	283,5	10:13'24.832
9	31.542	14.454	27.977	22.231	1'36.204	282,7	10:15'01.036
10	31.577	14.418	27.951	22.050	1'35.996	283,5	10:16'37.032

8° 22 A. LOWES (1'35.959)							
Lap	Seg.1	Seg.2	Seg.3	Seg.4	Lap Time	km/h	Local Time
1		14.853	28.504	22.798	281,3	9:56'45.867	
2	31.753	14.348	27.835	22.177	1'36.113	284,2	9:58'21.980
3	36.198	14.624	28.592	22.413	1'41.827	282,0	10:00'03.807
4	31.583	14.408	27.875	22.157	1'36.023	283,5	10:01'39.830
5	31.860	14.560	28.082	22.155	1'36.657	279,8	10:03'16.487
6	32.239	16.868	29.052	35.408	1'53.567CP	196,4	10:05'10.054
7	5'21.125	14.709	28.187	22.325	6'26.346P	281,3	10:11'36.400
8	31.660	14.418	28.002	22.380	1'36.460	283,5	10:13'12.860
9	31.613	14.404	27.930	22.014	1'35.961	283,5	10:14'48.821
10	31.507	14.463	27.930	22.059	1'35.959	282,7	10:16'24.780

4° 7 C. DAVIES (1'35.735)							
Lap	Seg.1	Seg.2	Seg.3	Seg.4	Lap Time	km/h	Local Time
1		15.340	31.359	26.139	277,6	9:57'17.790	
2	32.255	14.808	28.380	22.745	1'38.188	282,0	9:58'55.978
3	31.682	14.401	29.006	22.587	1'37.676	282,7	10:00'33.654
4	31.439	14.366	27.866	22.337	1'36.008	284,2	10:02'09.662
5	31.352	14.332	27.860	22.246	1'35.790	284,2	10:03'45.452
6	33.005	19.152	30.400	34.413	1'56.970CP	193,2	10:05'42.422
7	5'08.119	14.682	28.885	22.528	6'14.214P	282,7	10:11'56.636
8	31.618	14.339	27.906	22.169	1'36.032	283,5	10:13'32.668
9	31.350	14.325	27.909	22.151	1'35.735	284,2	10:15'08.403
10	31.543	14.373	28.019	22.300	1'36.235	285,0	10:16'44.638

9° 76 L. BAZ (1'36.008)							
Lap	Seg.1	Seg.2	Seg.3	Seg.4	Lap Time	km/h	Local Time
1		15.130	28.708	22.561	270,7	9:56'39.395	
2	31.821	14.594	27.786	22.278	1'36.479	277,6	9:58'15.874
3	31.622	14.547	27.734	22.265	1'36.168	280,5	9:59'52.042
4	31.513	14.508	27.842	22.145	1'36.008	280,5	10:01'28.050
5	31.470	14.559	27.900	22.243	1'36.172	279,8	10:03'04.222

10° 21 M. RINALDI (1'36.281)							
Lap	Seg.1	Seg.2	Seg.3	Seg.4	Lap Time	km/h	Local Time
1		15.816	29.225	23.471	274,1	9:57'32.053	
2	32.113	14.740	27.947	22.631	1'37.431	283,5	9:59'09.484
3	31.841	14.621	27.742	22.373	1'36.577	283,5	10:00'46.061
4	31.584	14.517	27.647	22.533	1'36.281	282,7	10:02'22.342
5	31.655	14.603	28.821	34.641	1'49.720P	282,7	10:04'12.062
6	7'08.406	15.342	28.842	22.622	8'15.212P	282,7	10:12'27.274
7	32.062	14.761	28.281	22.642	1'37.746	282,7	10:14'05.020
8	31.769	14.554	27.941	22.395	1'36.659	283,5	10:15'41.679
9	31.747	14.692	28.137	22.510	1'37.086	282,7	10:17'18.765

5° 60 M. VAN DER MARK (1'35.763)							
Lap	Seg.1	Seg.2	Seg.3	Seg.4	Lap Time	km/h	Local Time
1		15.289	28.825	22.770	274,8	9:57'13.776	
2	31.697	14.585	28.105	22.368	1'36.755	280,5	9:58'50.531
3	31.644	14.534	28.021	22.177	1'36.376	279,8	10:00'26.907
4	31.495	14.445	27.951	22.080	1'35.971	280,5	10:02'02.878
5	31.623	14.504	27.952	22.062	1'36.141	282,0	10:03'39.019
6	32.799	18.671	29.370	33.852	1'54.692CP	175,3	10:05'33.711
7	5'11.764	14.779	28.097	22.160	6'16.800P	279,8	10:11'50.511
8	31.546	14.435	27.904	21.995	1'35.880	283,5	10:13'26.391
9	31.501	14.409	27.909	21.944	1'35.763	282,0	10:15'02.154
10	31.595	14.416	28.088	22.004	1'36.103	282,0	10:16'38.257

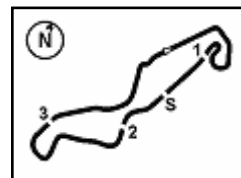
11° 37 O. JEZEK (1'36.422)							
Lap	Seg.1	Seg.2	Seg.3	Seg.4	Lap Time	km/h	Local Time
1		16.003	29.249	23.149	260,9	9:57'05.528	
2	32.368	15.017	28.621	23.040	1'39.046	276,9	9:58'44.574

22/04/2018

P = Pits In/Out - C = Lap Time Cancelled

These data/results cannot be reproduced, stored and/or transmitted in whole or in part by any manner of electronic, mechanical, photocopying, recording, broadcasting or otherwise now known or herein after developed without the previous express consent by the copyright owner, except for reproduction in daily press and regular printed publications on sale to the public within 60 days of the event related to those data/results and always provided that copyright symbol appears together as follows below.

© DORNA WSBK ORGANIZATION Srl 2018



TT Circuit Assen 4.542 m

2 / 2

Dutch Round, 20-21-22 April 2018 World Superbike - Chronological Analysis Warm Up

Lap	Seg.1	Seg.2	Seg.3	Seg.4	Lap Time	km/h	Local Time
3	32.213	14.887	28.362	22.838	1'38.300	273,4	10:00'22.874
4	31.956	14.911	28.346	22.785	1'37.998	273,4	10:02'00.872
5	33.441	16.696	28.864	22.957	1'41.958	207,7	10:03'42.830
6	33.628	16.965	30.478	33.357	1'54.428CP	241,1	10:05'37.258
7	5'13.684	15.137	28.500	22.576	6'19.897P	278,4	10:11'57.155
8	31.515	14.599	27.883	22.425	1'36.422	279,8	10:13'33.577
9	31.829	14.945	28.441	22.688	1'37.903	276,2	10:15'11.480
10	31.887	14.799	28.346	22.756	1'37.788	274,1	10:16'49.268

12° 34 D. GIUGLIANO (1'36.496)							
Lap	Seg.1	Seg.2	Seg.3	Seg.4	Lap Time	km/h	Local Time
1		15.276	28.675	23.161		274,8	9:56'46.100
2	43.782	14.771	28.361	22.837	1'49.751	278,4	9:58'35.851
3	31.658	14.500	28.032	22.306	1'36.496	280,5	10:00'12.347
4	31.583	14.609	28.081	22.273	1'36.546	280,5	10:01'48.893
5	31.791	14.582	33.633	29.208	1'49.214	281,3	10:03'38.107
6	33.292	19.626	30.384	35.441	1'58.743CP	198,5	10:05'36.850
7	5'38.261	22.492	32.095	23.934	6'56.782P	177,6	10:12'33.632
8	32.193	15.526	34.084	35.559	1'57.362P	281,3	10:14'30.994

13° 36 L. MERCADO (1'36.555)							
Lap	Seg.1	Seg.2	Seg.3	Seg.4	Lap Time	km/h	Local Time
1		15.220	28.436	22.578		275,5	9:56'40.974
2	31.864	14.703	28.151	22.941	1'37.659	279,1	9:58'18.633
3	31.957	14.669	31.673	22.518	1'40.817	274,1	9:59'59.450
4	31.847	14.593	28.030	22.264	1'36.734	281,3	10:01'36.184
5	32.231	14.686	28.072	22.444	1'37.433	279,1	10:03'13.617
6	34.333	15.366	28.973	33.557	1'52.229CP	267,3	10:05'05.846
7	5'26.239	14.768	28.075	22.368	6'31.450P	279,1	10:11'37.296
8	31.858	14.522	27.990	22.185	1'36.555	279,8	10:13'13.851
9	31.822	14.521	28.079	22.343	1'36.765	279,1	10:14'50.616
10	32.142	15.699	28.818	22.685	1'39.344	278,4	10:16'29.960

14° 40 R. RAMOS (1'36.616)							
Lap	Seg.1	Seg.2	Seg.3	Seg.4	Lap Time	km/h	Local Time
1		15.253	28.897	22.855		272,0	9:56'43.995
2	32.247	14.738	28.048	22.289	1'37.322	276,2	9:58'21.317
3	31.947	14.792	28.093	22.387	1'37.219	277,6	9:59'58.536
4	31.886	14.775	28.013	32.107	1'46.781P	274,1	10:01'45.317
5	3'06.145	15.078	28.498	32.645	4'22.366CP	269,3	10:06'07.683
6	4'25.875	14.958	28.544	22.345	5'31.722P	272,7	10:11'39.405
7	35.026	14.666	28.164	22.420	1'40.276	270,7	10:13'19.681
8	31.503	14.593	28.157	22.363	1'36.616	276,2	10:14'56.297
9	31.650	14.663	28.051	22.351	1'36.715	273,4	10:16'33.012

15° 68 Y. HERNANDEZ (1'36.854)							
Lap	Seg.1	Seg.2	Seg.3	Seg.4	Lap Time	km/h	Local Time
1		15.543	29.109	23.566		272,7	9:56'49.959
2	32.339	15.048	28.565	23.247	1'39.199	275,5	9:58'29.158
3	32.206	15.115	28.468	23.194	1'38.983	276,2	10:00'08.141
4	32.099	14.786	28.173	22.562	1'37.620	276,9	10:01'45.761
5	31.859	14.739	28.172	35.017	1'49.787P	277,6	10:03'35.548
6	6'57.409	15.057	28.186	22.946	8'03.598P	277,6	10:11'39.146
7	31.767	14.843	28.035	22.758	1'37.403	276,2	10:13'16.549
8	31.668	14.801	28.018	22.557	1'37.044	276,2	10:14'53.593
9	31.639	14.741	27.941	22.533	1'36.854	276,9	10:16'30.447

16° 81 J. TORRES (1'36.863)							
Lap	Seg.1	Seg.2	Seg.3	Seg.4	Lap Time	km/h	Local Time
1		15.356	29.006	22.824		274,8	9:56'43.784
2	32.140	14.674	28.031	22.429	1'37.274	278,4	9:58'21.058
3	31.827	14.541	28.198	22.441	1'37.007	279,8	9:59'58.065
4	31.844	14.572	28.072	22.375	1'36.863	278,4	10:01'34.928
5	31.824	14.833	35.248	35.656	1'57.561P	276,2	10:03'32.489

22/04/2018 P = Pits In/Out - C = Lap Time Cancelled

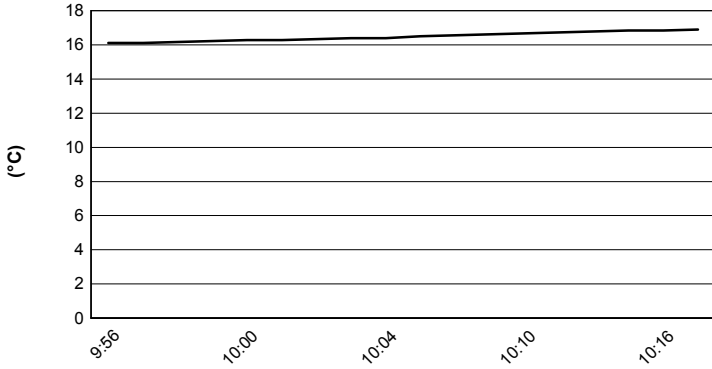
These data/results cannot be reproduced, stored and/or transmitted in whole or in part by any manner of electronic, mechanical, photocopying, recording, broadcasting or otherwise now known or herein after developed without the previous express consent by the copyright owner, except for reproduction in daily press and regular printed publications on sale to the public within 60 days of the event related to those data/results and always provided that copyright symbol appears together as follows below.

© DORNA WSBK ORGANIZATION Srl 2018

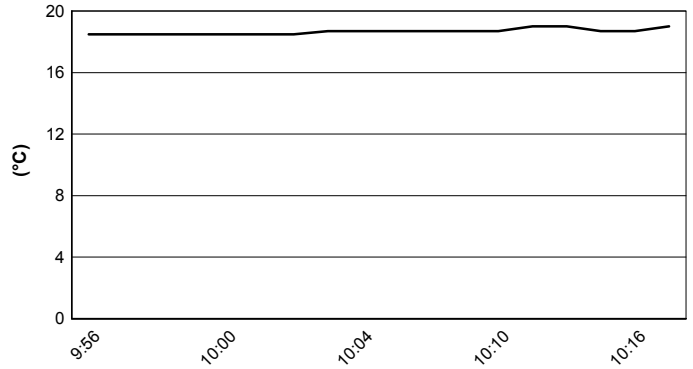


Dutch Round, 20-21-22 April 2018
World Superbike - Weather Report Warm Up
 Session started 09:55 - Session ended 10:18

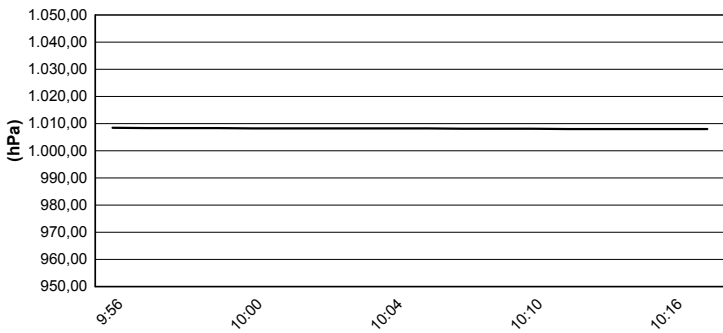
Air Temperature



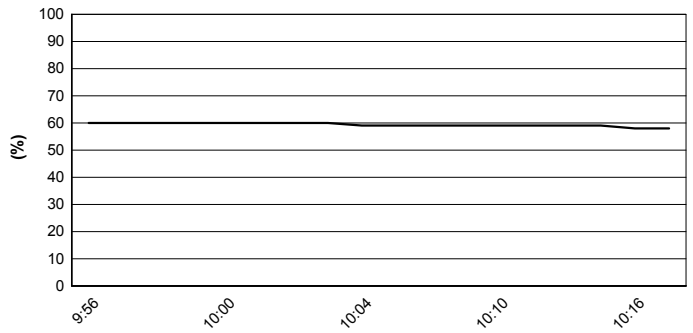
Track Temperature



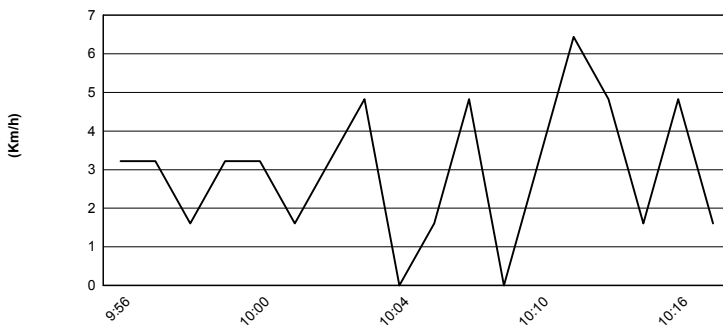
Air Pressure



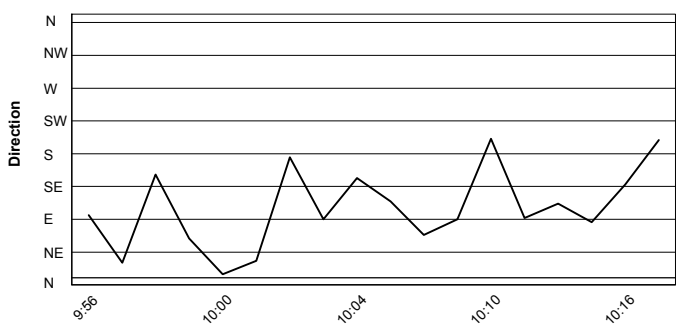
Humidity



Wind Speed



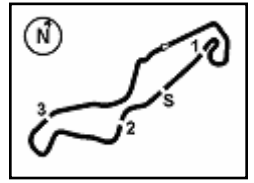
Wind Direction



22/04/2018

These data/results cannot be reproduced, stored and/or transmitted in whole or in part by any manner of electronic, mechanical, photocopying, recording, broadcasting or otherwise now known or herein after developed without the previous express consent by the copyright owner, except for reproduction in daily press and regular printed publications on sale to the public within 60 days of the event related to those data/results and always provided that copyright symbol appears together as follows below.

© DORNA WSBK ORGANIZATION Srl 2018




Dutch Round, 20-21-22 April 2018

World Superbike - Starting Grid - Race 2

21 Laps x 4,542 km = 95,382 km

TT Circuit Assen 4.542 m



N.45 (Gagne J.) will not take part in the race. Declared unfit after Race 1

22/04/2018 Jury President

..... Race Director

