

Dutch Round, 20-21-22 April 2018

World Supersport - Results Race

Laps 18 = 81,756 Km - Time of Race 29'49.168 - Avg. 164,502 km/h

Pos	Race	Grid	No. Rider	Nat	Team	Bike	Class	LL	Gap	Fastest Lap	Speed	Qualifying		Ranking		
												Time	Speed	R	Tot	Pos
1	4	16	J. CLUZEL	FRA	NRT	Yamaha YZF R6		18		1'38.711	254,1	1'38.192	254,7	25	50	4
2	6	21	R. KRUMMENACHER	SUI	BARDAHL Evan Bros. WorldSSP Team	Yamaha YZF R6		18	0.291	1'38.108	254,7	1'38.337	250,6	20	70	2
3	3	3	R. DE ROSA	ITA	MV Agusta Reparto Corse by Vamag	MV Agusta F3 675		18	0.315	1'38.541	250,6	1'38.109	251,2	16	35	7
4	2	144	L. MAHIAS	FRA	GRT Yamaha Official WorldSSP Team	Yamaha YZF R6		18	0.341	1'38.709	251,2	1'38.085	247,7	13	71	1
5	5	81	L. STAPLEFORD	GBR	Profile Racing	Triumph Daytona 675		18	0.985	1'38.558	253,5	1'38.249	248,3	11	38	6
6	1	11	S. CORTESE	GER	Kallio Racing	Yamaha YZF R6		18	1.122	1'38.562	255,9	1'37.799	251,2	10	64	3
7	8	66	N. TUULI	FIN	CIA Landlord Insurance Honda	Honda CBR600RR		18	17.160	1'39.447	249,4	1'38.594	250,0	9	29	8
8	11	47	R. HARTOG	NED	Team Hartog - Against Cancer	Kawasaki ZX-6R	ESS	18	17.293	1'39.087	250,6	1'38.933	246,6	8	14	13
9	14	36	T. GRADINGER	AUT	NRT	Yamaha YZF R6		18	17.659	1'38.953	255,9	1'39.389	255,9	7	18	10
10	17	84	L. CRESSON	BEL	Kallio Racing	Yamaha YZF R6		18	26.132	1'39.866	257,8	1'39.775	256,5	6	17	12
11	15	38	H. SOOMER	EST	Racedays	Honda CBR600RR		18	26.328	1'39.811	251,2	1'39.432	250,6	5	5	18
12	13	86	A. BADOVINI	ITA	MV Agusta Reparto Corse by Vamag	MV Agusta F3 675		18	26.402	1'40.009	249,4	1'39.134	247,7	4	12	14
13	20	96	A. IRWIN	GBR	CIA Landlord Insurance Honda	Honda CBR600RR		18	28.666	1'40.095	250,0	1'40.242	247,7	3	3	21
14	18	77	W. TESSELS	NED	Chromeburner Wayne's Raceteam MIM	Kawasaki ZX-6R	ESS	18	30.919	1'40.062	252,9	1'39.829	248,3	2	2	23
15	19	22	E. LAHTI	FIN	Sterkman Motorsport by HRP	Suzuki GSX-R600	ESS	18	36.700	1'40.211	249,4	1'39.870	248,8	1	4	20
16	16	35	S. HILL	GBR	Profile Racing	Triumph Daytona 675		18	38.762	1'40.710	250,0	1'39.713	247,1	1	27	
17	22	10	N. CALERO	ESP	Orelac Racing VerdNatura	Kawasaki ZX-6R		18	39.321	1'40.679	248,3	1'40.688	248,3			
18	26	62	V. VAN DER VALK	NED	Benro Racing	Yamaha YZF R6		18	41.453	1'40.757	247,1	1'41.249	244,9			
19	24	56	P. SEBESTYEN	HUN	SSP Hungary Racing	Kawasaki ZX-6R	ESS	18	41.693	1'40.753	251,7	1'41.210	246,6			
20	25	15	A. COPPOLA	ITA	GRT Yamaha Official WorldSSP Junior Team	Yamaha YZF R6	ESS	18	1'01.212	1'41.208	250,6	1'40.507	247,7			
-----Not Classified-----																
RET	21	65	M. CANDUCCI	ITA	Team GoEleven Kawasaki	Kawasaki ZX-6R		13	5 Laps	1'40.936	251,7	1'40.493	246,6	2	24	
RET	7	64	F. CARICASULO	ITA	GRT Yamaha Official WorldSSP Team	Yamaha YZF R6		12	6 Laps	1'38.667	251,7	1'38.569	248,8	49	5	
RET	12	78	H. OKUBO	JPN	Kawasaki Puccetti Racing	Kawasaki ZX-6R		12	6 Laps	1'44.058	255,3	1'39.243	251,2	2	26	
RET	10	111	K. SMITH	GBR	GEMAR Team Lorini	Honda CBR600RR		7	11 Laps	1'39.339	249,4	1'38.851	251,7	19	9	
RET	27	83	L. EPIS	AUS	Team GoEleven Kawasaki	Kawasaki ZX-6R		7	11 Laps	1'41.299	249,4	1'41.912	246,6			
RET	9	32	S. MORAIS	POR	Kawasaki Puccetti Racing	Kawasaki ZX-6R		2	16 Laps		249,4	1'38.718	251,2	9	16	
RET	23	74	J. VAN SIKKELERUS	NED	GEMAR Team Lorini	Honda CBR600RR		0			250,6	1'40.865	246,6			

AIR	Humidity:	47%	Temp:	20°C
TRACK	Condition:	Dry	Temp:	21°C

Records	Pole (SP2)	2018	S.Cortese	1'37.799	167,19 Km/h
	Race (RC)	2015	J.Cluzel	1'38.184	166,54 Km/h
	Circuit (SP2)	2018	S.Cortese	1'37.799	167,19 Km/h
Race Fastest Lap	(New Record)	Lap 11	R.Krummenacher	1'38.108	166,67 Km/h

LAP LEADERS					
No. Rider	From	To	Laps	Total	
144 L. MAHIAS	1	1	1	1	
16 J. CLUZEL	2	18	17	17	

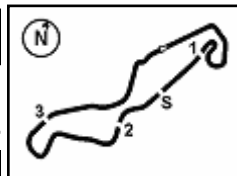
TOTAL LEADER LAPS		
No. Rider	Laps	
16 J. CLUZEL	33	
144 L. MAHIAS	12	
11 S. CORTESE	10	
21 R. KRUMMENACHER	5	

The time penalty applied to N. 81 (Stapleford L.) has been cancelled

Start 11:30 End 12:02 The results are provisional until the end of the time limit for protests and appeals and the completion of the technical checks.

22/04/2018
 These data/results cannot be reproduced, stored and/or transmitted in whole or in part by any manner of electronic, mechanical, photocopying, recording, broadcasting or otherwise now known or herein after developed without the previous express consent by the copyright owner, except for reproduction in daily press and regular printed publications on sale to the public within 60 days of the event related to those data/results and always provided that copyright symbol appears together as follows below.

© DORNA WSBK ORGANIZATION Srl 2018



Dutch Round, 20-21-22 April 2018

World Supersport - Results Race

Race Highlights

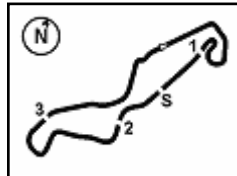
Time	No. Rider	Description
11.26.30	21 Krummenacher	Will start the race from the back of the grid
11.28.06		Warm-up Lap Start
11.30.53		Start
11.32.01		No Jump Start
11.32.07	74 van Sikkelerus	Crashed - Turn 9
11.32.55	74 van Sikkelerus	Out
11.33.15	32 Morais	Crashed - Turn 5
11.33.15	78 Okubo	Crashed - Turn 5
11.33.26	78 Okubo	Re-joined
11.33.40	32 Morais	Re-joined
11.35.07	32 Morais	Entered Pits
11.37.04	32 Morais	Retired
11.43.09	111 Smith	Crashed - Turn 5
11.44.01	83 Epis	Technical Problem - Turn 8
11.45.19	83 Epis	Out
11.45.23	111 Smith	Out
11.49.13		New Lap Record
11.49.34	78 Okubo	On the Gravel - Re-Joined - Turn 2
11.51.29	64 Caricasulo	Crashed - Turn 6
11.52.06	78 Okubo	Entered Pits
11.52.37	64 Caricasulo	Out
11.52.53	65 Canducci	Entered Pits
11.53.10		Incident Involving #81 and #64 under investigation
11.53.17	78 Okubo	Retired
11.53.54	65 Canducci	Retired
11.57.06	15 Coppola	On the Gravel - Re-Joined - Turn 2
11.58.57	81 Stapleford	Ride Through Automatic Time Penalty Art. 1.19
12.02.16		Results confirmed
12.02.21		End Of Session

Start End The results are provisional until the end of the time limit for protests and appeals
 22/04/2018 11:30 12:02 and the completion of the technical checks.

These data/results cannot be reproduced, stored and/or transmitted in whole or in part by any manner of electronic, mechanical, photocopying, recording, broadcasting or otherwise now known or herein after developed without the previous express consent by the copyright owner, except for reproduction in daily press and regular printed publications on sale to the public within 60 days of the event related to those data/results and always provided that copyright symbol appears together as follows below.

© DORNA WSBK ORGANIZATION Srl 2018





TT Circuit Assen 4.542 m

Dutch Round, 20-21-22 April 2018
World Supersport - Lap Chart Race

1 / 4

	Lap																	
	1	2	3	4	5	6	7	8	9	10	11	12	13	14	15	16	17	18
1	144	16	16	16	16	16	16	16	16	16	16	16	16	16	16	16	16	16
2	16	144	144	144	144	144	144	3	3	3	3	3	3	3	3	3	21	21
3	64	64	64	11	11	11	3	11	11	11	11	11	11	21	21	21	3	3
4	11	11	11	3	3	3	11	64	64	64	64	21	21	144	144	144	144	144
5	3	3	3	64	64	64	64	144	144	144	144	64	144	11	11	11	11	81
6	81	81	81	81	81	81	81	81	81	81	21	144	81	81	81	81	81	11
7	47	47	47	47	21	21	21	21	21	21	21	81	81	66	47	47	47	66
8	111	111	111	21	47	47	111	66	66	66	47	47	47	36	66	66	47	47
9	66	66	66	111	111	111	47	47	47	47	66	66	36	66	36	36	36	36
10	32	36	21	66	66	66	66	36	36	36	36	36	38	86	84	84	84	84
11	78	86	36	36	36	36	36	38	38	38	38	38	86	84	86	38	86	38
12	86	21	96	38	38	38	38	86	86	86	86	86	84	38	38	86	38	86
13	96	96	86	96	96	96	96	96	96	96	84	84	96	96	96	96	96	96
14	36	38	38	77	77	77	86	84	84	84	96	96	77	77	77	77	77	77
15	22	22	22	22	22	86	77	77	22	22	77	77	22	22	22	22	22	22
16	38	77	77	86	86	22	84	22	77	77	22	22	35	35	35	35	35	35
17	77	84	84	84	84	84	22	35	35	35	35	35	62	10	10	10	10	10
18	21	62	62	62	62	62	35	62	62	62	62	62	10	62	62	56	56	62
19	62	10	10	10	10	62	10	10	10	10	10	10	56	56	56	62	62	56
20	84	56	56	35	35	35	10	56	56	56	56	56	15	15	15	15	15	15
21	10	83	35	56	56	56	56	65	65	65	65	65	65					
22	83	35	83	83	83	65	65	15	15	15	15	15						
23	56	65	65	65	65	83	83	78	78	78	78	78						
24	65	15	15	15	15	15	15											
25	15	78	78	78	78	78	78											
26	35	32																

Final Result		
1	16 J. CLUZEL	Laps 18
2	21 R. KRUMMENACHER	0.291
3	3 R. DE ROSA	0.315
4	144 L. MAHIAS	0.341
5	81 L. STAPLEFORD	0.985
6	11 S. CORTESE	1.122
7	66 N. TUULI	17.160
8	47 R. HARTOG	17.293
9	36 T. GRADINGER	17.659
10	84 L. CRESSON	26.132
11	38 H. SOOMER	26.328
12	86 A. BADOVINI	26.402
13	96 A. IRWIN	28.666
14	77 W. TESSELS	30.919
15	22 E. LAHTI	36.700
16	35 S. HILL	38.762
17	10 N. CALERO	39.321
18	62 V. VAN DER VALK	41.453
19	56 P. SEBESTYEN	41.693
20	15 A. COPPOLA	1'01.212
RET	65 M. CANDUCCI	5 Laps
RET	64 F. CARICASULO	6 Laps
RET	78 H. OKUBO	6 Laps
RET	111 K. SMITH	11 Laps
RET	83 L. EPIS	11 Laps
RET	32 S. MORAIS	16 Laps
RET	74 J. VAN SIKKELERUS	

22/04/2018

These data/results cannot be reproduced, stored and/or transmitted in whole or in part by any manner of electronic, mechanical, photocopying, recording, broadcasting or otherwise now known or herein after developed without the previous express consent by the copyright owner, except for reproduction in daily press and regular printed publications on sale to the public within 60 days of the event related to those data/results and always provided that copyright symbol appears together as follows below.

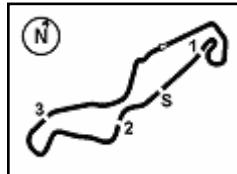
© DORNA WSBK ORGANIZATION Srl 2018

PIRELLI PERUGIA TIMING


Official Tyre Supplier



Official Timekeeper



TT Circuit Assen 4.542 m

Dutch Round, 20-21-22 April 2018
World Supersport - Lap Chart Race

2 / 4

Lap 1

1	144	L.Mahias	11:32'28.102
2	16	J.Cluzel	0.112
3	64	F.Caricasulo	0.316
4	11	S.Cortese	0.615
5	3	R.De Rosa	1.156
6	81	L.Stapleford	1.280
7	47	R.Hartog	1.503
8	111	K.Smith	2.245
9	66	N.Tuuli	2.313
10	32	S.Morais	2.650
11	78	H.Okubo	2.980
12	86	A.Badovini	3.302
13	96	A.Irwin	3.460
14	36	T.Gradinger	3.549
15	22	E.Lahti	3.863
16	38	H.Soomer	4.098
17	77	W.Tessels	4.230
18	21	R.Krummenacher	4.255
19	62	V.van der Valk	5.643
20	84	L.Cresson	5.660
21	10	N.Calero	5.887
22	83	L.Epis	6.319
23	56	P.Sebestyen	6.442
24	65	M.Canducci	6.806
25	15	A.Coppola	7.001
26	35	S.Hill	7.166

Lap 2

1	16	J.Cluzel	11:37'24.464
2	144	L.Mahias	0.377
3	11	S.Cortese	0.780
4	3	R.De Rosa	1.045
5	64	F.Caricasulo	1.189
6	81	L.Stapleford	1.353
7	47	R.Hartog	3.458
8	21	R.Krummenacher	4.458
9	111	K.Smith	4.684
10	66	N.Tuuli	4.931
11	36	T.Gradinger	5.358
12	38	H.Soomer	8.770
13	96	A.Irwin	8.979
14	77	W.Tessels	9.185
15	22	E.Lahti	9.386
16	86	A.Badovini	9.493
17	84	L.Cresson	10.059
18	62	V.van der Valk	12.997
19	10	N.Calero	13.098
20	35	S.Hill	14.046
21	56	P.Sebestyen	14.565
22	83	L.Epis	15.349
23	65	M.Canducci	15.621
24	15	A.Coppola	15.692
25	78	H.Okubo	35.740

Lap 3

1	16	J.Cluzel	11:34'06.976
2	144	L.Mahias	0.189
3	64	F.Caricasulo	0.508
4	11	S.Cortese	0.609
5	3	R.De Rosa	1.026
6	81	L.Stapleford	1.129
7	47	R.Hartog	1.716
8	111	K.Smith	2.719
9	66	N.Tuuli	3.085
10	36	T.Gradinger	4.773
11	86	A.Badovini	4.786
12	21	R.Krummenacher	4.927
13	96	A.Irwin	5.103
14	38	H.Soomer	5.545
15	22	E.Lahti	5.654
16	77	W.Tessels	5.835
17	84	L.Cresson	7.242
18	62	V.van der Valk	8.306
19	10	N.Calero	8.387
20	56	P.Sebestyen	9.395
21	83	L.Epis	9.599
22	35	S.Hill	9.719
23	65	M.Canducci	10.152
24	15	A.Coppola	10.359
25	78	H.Okubo	24.055
26	32	S.Morais	1'14.558

Lap 4

1	16	J.Cluzel	11:39'03.251
2	144	L.Mahias	0.308
3	11	S.Cortese	0.555
4	3	R.De Rosa	0.828
5	64	F.Caricasulo	1.196
6	81	L.Stapleford	1.854
7	21	R.Krummenacher	4.787
8	47	R.Hartog	4.864
9	111	K.Smith	5.496
10	66	N.Tuuli	5.713
11	36	T.Gradinger	5.866
12	38	H.Soomer	10.078
13	96	A.Irwin	10.309
14	77	W.Tessels	10.460
15	22	E.Lahti	10.810
16	86	A.Badovini	10.895
17	84	L.Cresson	11.211
18	62	V.van der Valk	15.413
19	10	N.Calero	15.569
20	35	S.Hill	16.081
21	56	P.Sebestyen	16.658
22	83	L.Epis	18.835
23	65	M.Canducci	18.909
24	15	A.Coppola	19.172
25	78	H.Okubo	41.822

Lap 4

1	16	J.Cluzel	11:35'45.718
2	144	L.Mahias	0.363
3	64	F.Caricasulo	0.635
4	11	S.Cortese	0.754
5	3	R.De Rosa	1.004
6	81	L.Stapleford	1.148
7	47	R.Hartog	2.418
8	111	K.Smith	3.727
9	66	N.Tuuli	3.964
10	21	R.Krummenacher	4.690
11	36	T.Gradinger	5.151
12	96	A.Irwin	6.756
13	86	A.Badovini	6.819
14	38	H.Soomer	6.998
15	22	E.Lahti	7.346
16	77	W.Tessels	7.395
17	84	L.Cresson	8.777

Lap 5

1	16	J.Cluzel	11:40'42.072
2	144	L.Mahias	0.196
3	11	S.Cortese	0.663
4	3	R.De Rosa	0.798
5	64	F.Caricasulo	1.042
6	81	L.Stapleford	2.041
7	21	R.Krummenacher	4.503
8	47	R.Hartog	5.808
9	111	K.Smith	6.014
10	66	N.Tuuli	6.450
11	36	T.Gradinger	6.594

Lap 6

12	38	H.Soomer	11.318
13	96	A.Irwin	12.046
14	77	W.Tessels	12.166
15	86	A.Badovini	12.176
16	22	E.Lahti	12.363
17	84	L.Cresson	12.533
18	62	V.van der Valk	17.781
19	10	N.Calero	17.832
20	35	S.Hill	17.970
21	56	P.Sebestyen	18.590
22	65	M.Canducci	21.024
23	83	L.Epis	21.713
24	15	A.Coppola	21.964
25	78	H.Okubo	47.344

Lap 7

1	16	J.Cluzel	11:42'20.783
2	144	L.Mahias	0.417
3	3	R.De Rosa	0.628
4	11	S.Cortese	0.760
5	64	F.Caricasulo	1.202
6	81	L.Stapleford	2.140
7	21	R.Krummenacher	4.333
8	111	K.Smith	7.017
9	47	R.Hartog	7.193
10	66	N.Tuuli	7.501
11	36	T.Gradinger	8.185
12	38	H.Soomer	12.418
13	96	A.Irwin	13.664
14	86	A.Badovini	13.841
15	77	W.Tessels	14.013
16	84	L.Cresson	14.297
17	22	E.Lahti	14.568
18	35	S.Hill	20.055
19	62	V.van der Valk	20.355
20	10	N.Calero	20.659
21	56	P.Sebestyen	21.372
22	65	M.Canducci	23.721
23	83	L.Epis	24.574
24	15	A.Coppola	24.660
25	78	H.Okubo	53.721

Lap 8

1	16	J.Cluzel	11:43'59.787
2	3	R.De Rosa	0.473
3	11	S.Cortese	0.700
4	64	F.Caricasulo	0.927
5	144	L.Mahias	0.970
6	81	L.Stapleford	1.694
7	21	R.Krummenacher	3.671
8	66	N.Tuuli	8.386
9	47	R.Hartog	8.584
10	36	T.Gradinger	8.860
11	38	H.Soomer	13.910
12	86	A.Badovini	15.303
13	96	A.Irwin	15.407
14	84	L.Cresson	15.754
15	77	W.Tessels	16.042
16	22	E.Lahti	16.108
17	35	S.Hill	22.180
18	62	V.van der Valk	22.529
19	10	N.Calero	22.803
20	56	P.Sebestyen	23.570
21	65	M.Canducci	26.059
22	15	A.Coppola	27.738
23	78	H.Okubo	1'01.454

Lap 9

1	16	J.Cluzel	11:45'38.917
2	3	R.De Rosa	0.120
3	11	S.Cortese	0.493
4	64	F.Caricasulo	0.785
5	144	L.Mahias	1.187
6	81	L.Stapleford	1.268
7	21	R.Krummenacher	2.775

Lap 10

1	16	J.Cluzel	11:47'17.879
2	3	R.De Rosa	0.137
3	11	S.Cortese	0.703
4	64	F.Caricasulo	0.832
5	144	L.Mahias	1.084
6	81	L.Stapleford	1.584
7	21	R.Krummenacher	2.683
8	66	N.Tuuli	10.369
9	47	R.Hartog	10.588
10	36	T.Gradinger	10.806
11	38	H.Soomer	16.629
12	86	A.Badovini	17.402
13	96	A.Irwin	17.558
14	84	L.Cresson	17.703
15	22	E.Lahti	19.106
16	77	W.Tessels	19.373
17	35	S.Hill	25.719
18	62	V.van der Valk	26.344
19	10	N.Calero	26.678
20	56	P.Sebestyen	27.242
21	65	M.Canducci	31.200
22	15	A.Coppola	34.506
23	78	H.Okubo	1'14.109

Lap 11

1	16	J.Cluzel	11:48'56.854
2	3	R.De Rosa	0.122
3	11	S.Cortese	0.724
4	64	F.Caricasulo	1.021
5	144	L.Mahias	1.237
6	21	R.Krummenacher	1.816
7	81	L.Stapleford	1.907
8	47	R.Hartog	11.589
9	66	N.Tuuli	11.598
10	36	T.Gradinger	11.637
11	38	H.Soomer	18.111
12	86	A.Badovini	18.436
13	84	L.Cresson	18.594
14	96	A.Irwin	18.843
15	77	W.Tessels	20.728
16	22	E.Lahti	21.054
17	35	S.Hill	27.899
18	62	V.van der Valk	28.126
19	10	N.Calero	28.786
20	56	P.Sebestyen	29.300
21	65	M.Canducci	33.979
22	15	A.Coppola	38.405
23	78	H.Okubo	1'25.879

Lap 12

1	16	J.Cluzel	11:50'35.828
2	3	R.De Rosa	0.165
3	11	S.Cortese	0.444
4	21	R.Krummenacher	1.634
5	64	F.Caricasulo	1.706
6	144	L.Mahias	1.802
7	81	L.Stapleford	2.122

22/04/2018

These data/results cannot be reproduced, stored and/or transmitted in whole or in part by any manner of electronic, mechanical, photocopying, recording, broadcasting or otherwise now known or herein after developed without the previous express consent by the copyright owner, except for reproduction in daily press and regular printed publications on sale to the public within 60 days of the event related to those data/results and always provided that copyright symbol appears together as follows below.

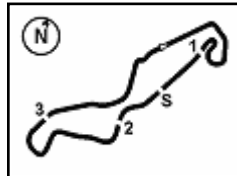
© DORNA WSBK ORGANIZATION Srl 2018

FCR PERUGIA TIMING


Official Tyre Supplier



Official Timekeeper



TT Circuit Assen 4.542 m

3 / 4

Dutch Round, 20-21-22 April 2018
World Supersport - Lap Chart Race

8	47	R.Hartog	13.203	13	96	A.Irwin	24.113
9	66	N.Tuuli	13.256	14	77	W.Tessels	25.134
10	36	T.Gradinger	13.398	15	22	E.Lahti	30.120
11	38	H.Soomer	19.854	16	35	S.Hill	34.349
12	86	A.Badovini	19.974	17	10	N.Calero	35.135
13	84	L.Cresson	20.223	18	62	V.van der Valk	35.650
14	96	A.Irwin	20.365	19	56	P.Sebestyen	35.814
15	77	W.Tessels	21.906	20	15	A.Coppola	49.420
16	22	E.Lahti	23.598				
17	35	S.Hill	30.129				
18	62	V.van der Valk	30.430				
19	10	N.Calero	30.693				
20	56	P.Sebestyen	31.278				
21	65	M.Canducci	37.968				
22	15	A.Coppola	40.971				
23	78	H.Okubo					

Lap 16

1	16	J.Cluzel	11:57'13.986
2	3	R.De Rosa	0.176
3	21	R.Krummenacher	0.314
4	144	L.Mahias	0.520
5	11	S.Cortese	0.709
6	81	L.Stapleford	1.191
7	47	R.Hartog	15.457
8	66	N.Tuuli	15.515
9	36	T.Gradinger	16.223
10	84	L.Cresson	24.607
11	38	H.Soomer	24.964
12	86	A.Badovini	25.113
13	96	A.Irwin	25.612
14	77	W.Tessels	26.729
15	22	E.Lahti	32.294
16	35	S.Hill	35.978
17	10	N.Calero	37.240
18	56	P.Sebestyen	37.743
19	62	V.van der Valk	37.829
20	15	A.Coppola	56.323

Lap 13

1	16	J.Cluzel	11:52'15.191
2	3	R.De Rosa	0.270
3	11	S.Cortese	0.538
4	21	R.Krummenacher	0.787
5	144	L.Mahias	1.567
6	81	L.Stapleford	2.794
7	66	N.Tuuli	14.112
8	47	R.Hartog	14.287
9	36	T.Gradinger	14.585
10	38	H.Soomer	21.673
11	86	A.Badovini	21.721
12	84	L.Cresson	21.886
13	96	A.Irwin	22.205
14	77	W.Tessels	23.198
15	22	E.Lahti	25.876
16	35	S.Hill	32.250
17	62	V.van der Valk	32.655
18	10	N.Calero	32.875
19	56	P.Sebestyen	33.099
20	15	A.Coppola	43.564
21	65	M.Canducci	52.991

Lap 17

1	16	J.Cluzel	11:58'53.480
2	21	R.Krummenacher	0.157
3	3	R.De Rosa	0.273
4	144	L.Mahias	0.423
5	11	S.Cortese	1.141
6	81	L.Stapleford	1.248
7	66	N.Tuuli	16.396
8	47	R.Hartog	16.675
9	36	T.Gradinger	16.772
10	84	L.Cresson	25.665
11	86	A.Badovini	26.033
12	38	H.Soomer	26.047
13	96	A.Irwin	26.893
14	77	W.Tessels	28.749
15	22	E.Lahti	34.494
16	35	S.Hill	37.581
17	10	N.Calero	38.458
18	56	P.Sebestyen	39.602
19	62	V.van der Valk	39.719
20	15	A.Coppola	58.983

Lap 14

1	16	J.Cluzel	11:53'54.634
2	3	R.De Rosa	0.136
3	21	R.Krummenacher	1.182
4	144	L.Mahias	1.329
5	11	S.Cortese	1.545
6	81	L.Stapleford	2.316
7	47	R.Hartog	14.981
8	36	T.Gradinger	15.242
9	66	N.Tuuli	15.447
10	86	A.Badovini	23.057
11	84	L.Cresson	23.214
12	38	H.Soomer	23.485
13	96	A.Irwin	23.687
14	77	W.Tessels	24.256
15	22	E.Lahti	28.272
16	35	S.Hill	33.562
17	10	N.Calero	34.460
18	62	V.van der Valk	34.713
19	56	P.Sebestyen	34.940
20	15	A.Coppola	47.232

Lap 18

1	16	J.Cluzel	12:00'33.296
2	21	R.Krummenacher	0.291
3	3	R.De Rosa	0.315
4	144	L.Mahias	0.341
5	81	L.Stapleford	0.985
6	11	S.Cortese	1.122
7	66	N.Tuuli	17.160
8	47	R.Hartog	17.293
9	36	T.Gradinger	17.659
10	84	L.Cresson	26.132
11	38	H.Soomer	26.328
12	86	A.Badovini	26.402
13	96	A.Irwin	28.666
14	77	W.Tessels	30.919
15	22	E.Lahti	36.700
16	35	S.Hill	38.762
17	10	N.Calero	39.321
18	62	V.van der Valk	41.453
19	56	P.Sebestyen	41.693
20	15	A.Coppola	1'01.212

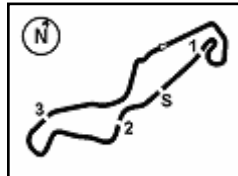
Lap 15

1	16	J.Cluzel	11:55'34.653
2	3	R.De Rosa	0.183
3	21	R.Krummenacher	0.350
4	144	L.Mahias	0.506
5	11	S.Cortese	0.572
6	81	L.Stapleford	1.380
7	47	R.Hartog	15.005
8	66	N.Tuuli	15.401
9	36	T.Gradinger	15.677
10	84	L.Cresson	23.662
11	86	A.Badovini	23.853
12	38	H.Soomer	23.998

22/04/2018

These data/results cannot be reproduced, stored and/or transmitted in whole or in part by any manner of electronic, mechanical, photocopying, recording, broadcasting or otherwise now known or herein after developed without the previous express consent by the copyright owner, except for reproduction in daily press and regular printed publications on sale to the public within 60 days of the event related to those data/results and always provided that copyright symbol appears together as follows below.

© DORNA WSBK ORGANIZATION Srl 2018



TT Circuit Assen 4.542 m

Dutch Round, 20-21-22 April 2018
World Supersport - Lap Chart Race

The time penalty applied to N. 81 (Stapleford L.) has been cancelled

22/04/2018

These data/results cannot be reproduced, stored and/or transmitted in whole or in part by any manner of electronic, mechanical, photocopying, recording, broadcasting or otherwise now known or herein after developed without the previous express consent by the copyright owner, except for reproduction in daily press and regular printed publications on sale to the public within 60 days of the event related to those data/results and always provided that copyright symbol appears together as follows below.

© DORNA WSBK ORGANIZATION Srl 2018

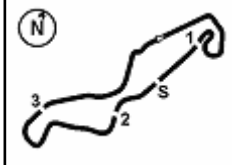
FICR PERUGIA TIMING



Official Tyre Supplier



Official Timekeeper



TT Circuit Assen 4.542 m

Dutch Round, 20-21-22 April 2018

World Supersport - Best Sectors & Speed Race

RESULTS

			Laps
1	16 J. CLUZEL	Yamaha YZF R6	18
2	21 R. KRUMMENACHER	Yamaha YZF R6	0.291
3	3 R. DE ROSA	MV Agusta F3 675	0.315
4	144 L. MAHIAS	Yamaha YZF R6	0.341
5	81 L. STAPLEFORD	Triumph Daytona 675	0.985
6	11 S. CORTESE	Yamaha YZF R6	1.122
7	66 N. TUULI	Honda CBR600RR	17.160
8	47 R. HARTOG	Kawasaki ZX-6R	17.293
9	36 T. GRADINGER	Yamaha YZF R6	17.659
10	84 L. CRESSON	Yamaha YZF R6	26.132
11	38 H. SOOMER	Honda CBR600RR	26.328
12	86 A. BADOVINI	MV Agusta F3 675	26.402
13	96 A. IRWIN	Honda CBR600RR	28.666
14	77 W. TESSELS	Kawasaki ZX-6R	30.919
15	22 E. LAHTI	Suzuki GSX-R600	36.700
16	35 S. HILL	Triumph Daytona 675	38.762
17	10 N. CALERO	Kawasaki ZX-6R	39.321
18	62 V. VAN DER VALK	Yamaha YZF R6	41.453
19	56 P. SEBESTYEN	Kawasaki ZX-6R	41.693
20	15 A. COPPOLA	Yamaha YZF R6	1'01.212
RET	65 M. CANDUCCI	Kawasaki ZX-6R	5 Laps
RET	64 F. CARICASULO	Yamaha YZF R6	6 Laps
RET	78 H. OKUBO	Kawasaki ZX-6R	6 Laps
RET	111 K. SMITH	Honda CBR600RR	11 Laps
RET	83 L. EPIS	Kawasaki ZX-6R	11 Laps
RET	32 S. MORAIS	Kawasaki ZX-6R	16 Laps
RET	74 J. VAN SIKKELERUS	Honda CBR600RR	

SPEED

1	84 L. CRESSON	Yamaha YZF R6	257,8
2	11 S. CORTESE	Yamaha YZF R6	255,9
3	36 T. GRADINGER	Yamaha YZF R6	255,9
4	78 H. OKUBO	Kawasaki ZX-6R	255,3
5	21 R. KRUMMENACHER	Yamaha YZF R6	254,7
6	16 J. CLUZEL	Yamaha YZF R6	254,1
7	81 L. STAPLEFORD	Triumph Daytona 675	253,5
8	77 W. TESSELS	Kawasaki ZX-6R	252,9
9	64 F. CARICASULO	Yamaha YZF R6	251,7
10	56 P. SEBESTYEN	Kawasaki ZX-6R	251,7
11	65 M. CANDUCCI	Kawasaki ZX-6R	251,7
12	144 L. MAHIAS	Yamaha YZF R6	251,2
13	38 H. SOOMER	Honda CBR600RR	251,2
14	74 J. VAN SIKKELERUS	Honda CBR600RR	250,6
15	3 R. DE ROSA	MV Agusta F3 675	250,6
16	47 R. HARTOG	Kawasaki ZX-6R	250,6
17	15 A. COPPOLA	Yamaha YZF R6	250,6
18	35 S. HILL	Triumph Daytona 675	250,0
19	96 A. IRWIN	Honda CBR600RR	250,0
20	111 K. SMITH	Honda CBR600RR	249,4
21	86 A. BADOVINI	MV Agusta F3 675	249,4
22	32 S. MORAIS	Kawasaki ZX-6R	249,4
23	66 N. TUULI	Honda CBR600RR	249,4
24	83 L. EPIS	Kawasaki ZX-6R	249,4
25	22 E. LAHTI	Suzuki GSX-R600	249,4
26	10 N. CALERO	Kawasaki ZX-6R	248,3
27	62 V. VAN DER VALK	Yamaha YZF R6	247,1

SEG. 1

1	21 R. KRUMMENACHER	32.175
2	16 J. CLUZEL	32.292
3	81 L. STAPLEFORD	32.301
4	144 L. MAHIAS	32.328
5	3 R. DE ROSA	32.339
6	64 F. CARICASULO	32.344
7	11 S. CORTESE	32.350
8	36 T. GRADINGER	32.552
9	111 K. SMITH	32.561
10	47 R. HARTOG	32.575
11	66 N. TUULI	32.602
12	38 H. SOOMER	32.620
13	86 A. BADOVINI	32.636
14	84 L. CRESSON	32.751
15	96 A. IRWIN	32.791
16	35 S. HILL	32.829
17	62 V. VAN DER VALK	32.854
18	77 W. TESSELS	32.891
19	22 E. LAHTI	32.979
20	10 N. CALERO	33.027
21	56 P. SEBESTYEN	33.033
22	15 A. COPPOLA	33.071
23	65 M. CANDUCCI	33.128
24	83 L. EPIS	33.223
25	78 H. OKUBO	33.669
26	32 S. MORAIS	39.199
27	74 J. VAN SIKKELERUS	40.651

SEG. 2

1	21 R. KRUMMENACHER	15.055
2	64 F. CARICASULO	15.107
3	11 S. CORTESE	15.124
4	36 T. GRADINGER	15.127
5	3 R. DE ROSA	15.142
6	144 L. MAHIAS	15.169
7	16 J. CLUZEL	15.202
8	84 L. CRESSON	15.211
9	81 L. STAPLEFORD	15.216
10	47 R. HARTOG	15.228
11	111 K. SMITH	15.304
12	86 A. BADOVINI	15.305
13	22 E. LAHTI	15.307
14	77 W. TESSELS	15.330
15	66 N. TUULI	15.340
16	38 H. SOOMER	15.347
17	96 A. IRWIN	15.414
18	56 P. SEBESTYEN	15.448
19	32 S. MORAIS	15.452
20	78 H. OKUBO	15.465
21	15 A. COPPOLA	15.498
22	10 N. CALERO	15.503
23	35 S. HILL	15.509
24	65 M. CANDUCCI	15.563
25	62 V. VAN DER VALK	15.567
26	83 L. EPIS	15.577
27	74 J. VAN SIKKELERUS	15.628

SEG. 3

1	81 L. STAPLEFORD	28.061
2	11 S. CORTESE	28.125
3	144 L. MAHIAS	28.212
4	16 J. CLUZEL	28.222
5	36 T. GRADINGER	28.230
6	21 R. KRUMMENACHER	28.235
7	3 R. DE ROSA	28.262
8	64 F. CARICASULO	28.276
9	111 K. SMITH	28.406
10	66 N. TUULI	28.452
11	47 R. HARTOG	28.467
12	62 V. VAN DER VALK	28.568
13	77 W. TESSELS	28.584
14	86 A. BADOVINI	28.589
15	96 A. IRWIN	28.595
16	38 H. SOOMER	28.600
17	65 M. CANDUCCI	28.621
18	10 N. CALERO	28.631
19	22 E. LAHTI	28.647
20	84 L. CRESSON	28.647
21	35 S. HILL	28.699
22	32 S. MORAIS	28.734
23	78 H. OKUBO	28.777
24	56 P. SEBESTYEN	28.787
25	15 A. COPPOLA	28.828
26	83 L. EPIS	29.043

SEG. 4

1	21 R. KRUMMENACHER	22.594
2	3 R. DE ROSA	22.602
3	64 F. CARICASULO	22.648
4	11 S. CORTESE	22.649
5	16 J. CLUZEL	22.649
6	81 L. STAPLEFORD	22.665
7	144 L. MAHIAS	22.720
8	36 T. GRADINGER	22.766
9	84 L. CRESSON	22.776
10	47 R. HARTOG	22.785
11	66 N. TUULI	22.826
12	111 K. SMITH	22.854
13	96 A. IRWIN	22.915
14	78 H. OKUBO	22.929
15	86 A. BADOVINI	22.986
16	38 H. SOOMER	22.998
17	77 W. TESSELS	23.017
18	22 E. LAHTI	23.109
19	35 S. HILL	23.149
20	10 N. CALERO	23.211
21	32 S. MORAIS	23.239
22	56 P. SEBESTYEN	23.247
23	62 V. VAN DER VALK	23.257
24	83 L. EPIS	23.293
25	15 A. COPPOLA	23.427
26	65 M. CANDUCCI	23.470

22/04/2018

These data/results cannot be reproduced, stored and/or transmitted in whole or in part by any manner of electronic, mechanical, photocopying, recording, broadcasting or otherwise now known or herein after developed without the previous express consent by the copyright owner, except for reproduction in daily press and regular printed publications on sale to the public within 60 days of the event related to those data/results and always provided that copyright symbol appears together as follows below.

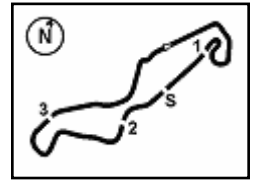
© DORNA WSBK ORGANIZATION Srl 2018

FICR PERUGIA TIMING


Official Tyre Supplier



Official Timekeeper



Dutch Round, 20-21-22 April 2018

World Supersport - Chronological Analysis Race

Start at 11:30'44.128

1 / 4

1° 16 J. CLUZEL (1'38.711)								4° 144 L. MAHIAS (1'38.709)							
Lap	Seg.1	Seg.2	Seg.3	Seg.4	Lap Time	km/h	Local Time	Lap	Seg.1	Seg.2	Seg.3	Seg.4	Lap Time	km/h	Local Time
1		15.265	28.222	22.898	1'44.086	254,1	11:32'28.214	1		15.429	28.378	23.028	1'43.974	245,5	11:32'28.102
2	32.365	15.211	28.367	22.819	1'38.762	250,0	11:34'06.976	2	32.763	15.227	28.212	22.861	1'39.063	246,6	11:34'07.165
3	32.430	15.278	28.311	22.723	1'38.742	251,2	11:35'45.718	3	32.568	15.275	28.353	22.720	1'38.916	247,1	11:35'46.081
4	32.322	15.271	28.391	22.762	1'38.746	250,6	11:37'24.464	4	32.412	15.300	28.247	22.801	1'38.760	246,6	11:37'24.841
5	32.386	15.234	28.391	22.776	1'38.787	250,6	11:39'03.251	5	32.385	15.260	28.330	22.743	1'38.718	245,5	11:39'03.559
6	32.292	15.289	28.419	22.821	1'38.821	251,2	11:40'42.072	6	32.389	15.253	28.306	22.761	1'38.709	247,7	11:40'42.268
7	32.334	15.247	28.481	22.649	1'38.711	250,0	11:42'20.783	7	32.490	15.265	28.377	22.800	1'38.932	247,1	11:42'21.200
8	32.292	15.304	28.524	22.884	1'39.004	251,2	11:43'59.787	8	32.328	15.220	28.359	23.650	1'39.557	247,7	11:44'00.757
9	32.490	15.225	28.451	22.964	1'39.130	250,6	11:45'38.917	9	33.000	15.255	28.330	22.762	1'39.347	247,7	11:45'40.104
10	32.358	15.263	28.476	22.865	1'38.962	250,6	11:47'17.879	10	32.579	15.242	28.267	22.771	1'38.859	250,0	11:47'18.963
11	32.403	15.259	28.521	22.792	1'38.975	251,2	11:48'56.854	11	32.714	15.285	28.267	22.862	1'39.128	251,2	11:48'58.091
12	32.361	15.283	28.554	22.776	1'38.974	250,6	11:50'35.828	12	32.602	15.169	28.406	23.362	1'39.539	249,4	11:50'37.630
13	32.553	15.318	28.660	22.832	1'39.363	249,4	11:52'15.191	13	32.829	15.288	28.250	22.761	1'39.128	247,7	11:52'16.758
14	32.581	15.344	28.680	22.838	1'39.443	251,2	11:53'54.634	14	32.540	15.279	28.507	22.879	1'39.205	247,7	11:53'55.963
15	32.905	15.636	28.768	22.710	1'40.019	246,0	11:55'34.653	15	32.549	15.232	28.434	22.981	1'39.196	248,8	11:55'35.159
16	32.464	15.321	28.733	22.815	1'39.333	250,6	11:57'13.986	16	32.560	15.277	28.481	23.029	1'39.347	251,2	11:57'14.506
17	32.659	15.254	28.719	22.862	1'39.494	252,3	11:58'53.480	17	32.799	15.226	28.439	22.933	1'39.397	249,4	11:58'53.903
18	32.743	15.202	28.852	23.019	1'39.816	252,3	12:00'33.296	18	32.935	15.258	28.414	23.127	1'39.734	251,2	12:00'33.637

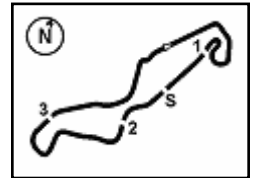
2° 21 R. KRUMMENACHER (1'38.108)								5° 81 L. STAPLEFORD (1'38.558)							
Lap	Seg.1	Seg.2	Seg.3	Seg.4	Lap Time	km/h	Local Time	Lap	Seg.1	Seg.2	Seg.3	Seg.4	Lap Time	km/h	Local Time
1		15.585	28.702	22.853	1'48.229	254,7	11:32'32.357	1		15.281	28.784	22.858	1'45.254	253,5	11:32'29.382
2	32.991	15.208	28.513	22.834	1'39.546	253,5	11:34'11.903	2	32.533	15.316	28.061	22.813	1'38.723	250,0	11:34'08.105
3	32.390	15.170	28.235	22.710	1'38.505	248,8	11:35'50.408	3	32.457	15.294	28.297	22.713	1'38.761	252,3	11:35'46.866
4	32.281	15.162	28.452	22.619	1'38.514	252,3	11:37'28.922	4	32.635	15.216	28.172	22.928	1'38.951	251,7	11:37'25.817
5	32.292	15.163	28.604	23.057	1'39.116	250,6	11:39'08.038	5	32.717	15.353	28.205	23.013	1'39.288	248,8	11:39'05.105
6	32.276	15.182	28.353	22.726	1'38.537	247,7	11:40'46.575	6	32.597	15.284	28.288	22.839	1'39.008	246,6	11:40'44.113
7	32.320	15.115	28.454	22.652	1'38.541	247,7	11:42'25.116	7	32.636	15.288	28.189	22.697	1'38.810	246,0	11:42'22.923
8	32.230	15.175	28.259	22.678	1'38.342	248,3	11:44'03.458	8	32.301	15.297	28.209	22.751	1'38.558	245,5	11:44'01.481
9	32.253	15.131	28.250	22.600	1'38.234	249,4	11:45'41.692	9	32.513	15.310	28.216	22.665	1'38.704	248,8	11:45'40.185
10	32.442	15.161	28.570	22.697	1'38.870	250,0	11:47'20.562	10	32.789	15.447	28.322	22.720	1'39.278	247,1	11:47'19.463
11	32.175	15.055	28.284	22.594	1'38.108	252,3	11:48'58.670	11	32.673	15.298	28.381	22.946	1'39.298	249,4	11:48'58.761
12	32.291	15.125	28.305	23.071	1'38.792	252,9	11:50'37.462	12	32.758	15.305	28.279	22.847	1'39.189	248,3	11:50'37.950
13	32.328	15.205	28.257	22.726	1'38.516	247,7	11:52'15.978	13	32.943	15.618	28.555	22.919	1'40.035	245,5	11:52'17.985
14	32.690	15.486	28.663	22.999	1'39.838	247,7	11:53'55.816	14	32.592	15.390	28.289	22.694	1'38.965	244,9	11:53'56.950
15	32.373	15.382	28.510	22.922	1'39.187	247,1	11:55'35.003	15	32.513	15.440	28.365	22.765	1'39.083	247,7	11:55'36.033
16	32.530	15.255	28.552	22.960	1'39.297	254,1	11:57'14.300	16	32.647	15.391	28.406	22.700	1'39.144	247,1	11:57'15.177
17	32.758	15.176	28.560	22.843	1'39.337	254,7	11:58'53.637	17	32.668	15.345	28.479	23.059	1'39.551	251,2	11:58'54.728
18	32.737	15.205	28.769	23.239	1'39.950	251,2	12:00'33.587	18	32.776	15.382	28.553	22.842	1'39.553	252,9	12:00'34.281

3° 3 R. DE ROSA (1'38.541)								6° 11 S. CORTESE (1'38.562)							
Lap	Seg.1	Seg.2	Seg.3	Seg.4	Lap Time	km/h	Local Time	Lap	Seg.1	Seg.2	Seg.3	Seg.4	Lap Time	km/h	Local Time
1		15.477	28.649	22.816	1'45.130	247,7	11:32'29.258	1		15.438	28.315	22.934	1'44.589	251,2	11:32'28.717
2	32.383	15.282	28.262	22.817	1'38.744	247,7	11:34'08.002	2	32.642	15.290	28.125	22.811	1'38.868	250,6	11:34'07.585
3	32.402	15.190	28.477	22.651	1'38.720	250,6	11:35'46.722	3	32.531	15.286	28.327	22.743	1'38.887	255,3	11:35'46.472
4	32.540	15.160	28.378	22.709	1'38.787	250,6	11:37'25.509	4	32.499	15.217	28.245	22.811	1'38.772	251,7	11:37'25.244
5	32.479	15.183	28.280	22.628	1'38.570	248,8	11:39'04.079	5	32.383	15.220	28.207	22.752	1'38.562	251,2	11:39'03.806
6	32.492	15.178	28.412	22.709	1'38.791	250,0	11:40'42.870	6	32.494	15.234	28.348	22.853	1'38.929	250,0	11:40'42.735
7	32.387	15.189	28.363	22.602	1'38.541	248,8	11:42'21.411	7	32.706	15.124	28.329	22.649	1'38.808	254,1	11:42'21.543
8	32.346	15.267	28.464	22.772	1'38.849	249,4	11:44'00.260	8	32.350	15.210	28.529	22.855	1'38.944	255,9	11:44'00.487
9	32.339	15.245	28.397	22.796	1'38.777	246,0	11:45'39.037	9	32.451	15.266	28.322	22.884	1'38.923	252,9	11:45'39.410
10	32.460	15.225	28.420	22.874	1'38.979	247,7	11:47'18.016	10	32.584	15.313	28.316	22.959	1'39.172	248,8	11:47'18.582
11	32.476	15.206	28.473	22.805	1'38.960	248,3	11:48'56.976	11	32.584	15.246	28.343	22.823	1'38.996	248,3	11:48'57.578
12	32.458	15.228	28.523	22.808	1'39.017	247,7	11:50'35.993	12	32.444	15.293	28.219	22.738	1'38.694	249,4	11:50'36.272
13	32.696	15.439	28.595	22.738	1'39.468	241,6	11:52'15.461	13	32.613	15.316	28.631	22.897	1'39.457	247,1	11:52'15.729
14	32.608	15.358	28.486	22.857	1'39.309	244,3	11:53'54.770	14	33.001	15.296	28.885	23.268	1'40.450	251,2	11:53'56.179
15	32.710	15.678	28.641	23.037	1'40.066	241,6	11:55'34.836	15	32.569	15.238	28.434	22.805	1'39.046	252,9	11:55'35.225
16	32.519	15.286	28.625	22.896	1'39.326	247,7	11:57'14.162	16	32.761	15.235	28.602	22.872	1'39.470	253,5	11:57'14.695
17	32.734	15.180	28.632	23.045	1'39.591	248,8	11:58'53.753	17	32.980	15.304	28.605	23.037	1'39.926	251,7	11:58'54.621
18	32.861	15.142	28.672	23.183	1'39.858	250,6	12:00'33.611	18	32.727	15.273	28.747	23.050	1'39.797	252,3	12:00'34.418

22/04/2018 P = Pits In/Out - C = Lap Time Cancelled

These data/results cannot be reproduced, stored and/or transmitted in whole or in part by any manner of electronic, mechanical, photocopying, recording, broadcasting or otherwise now known or herein after developed without the previous express consent by the copyright owner, except for reproduction in daily press and regular printed publications on sale to the public within 60 days of the event related to those data/results and always provided that copyright symbol appears together as follows below.

© DORNA WSBK ORGANIZATION Srl 2018



Dutch Round, 20-21-22 April 2018

World Supersport - Chronological Analysis Race

Start at 11:30'44.128

7° 66 N. TUULI (1'39.447)								10° 84 L. CRESSON (1'39.866)							
Lap	Seg.1	Seg.2	Seg.3	Seg.4	Lap Time	km/h	Local Time	Lap	Seg.1	Seg.2	Seg.3	Seg.4	Lap Time	km/h	Local Time
1		15.400	28.810	23.010	1'46.287	249,4	11:32'30.415	1		15.797	30.208	23.331	1'49.634	257,1	11:32'33.762
2	32.729	15.443	28.525	22.949	1'39.646	247,1	11:34'10.061	2	33.088	15.346	28.877	23.145	1'40.456	251,7	11:34'14.218
3	32.729	15.471	28.541	22.880	1'39.621	246,6	11:35'49.682	3	32.924	15.339	28.880	23.134	1'40.277	252,9	11:35'54.495
4	32.699	15.375	28.794	22.845	1'39.713	247,1	11:37'29.395	4	32.924	15.319	28.786	22.999	1'40.028	253,5	11:37'34.523
5	32.694	15.376	28.622	22.877	1'39.569	248,8	11:39'08.964	5	32.949	15.290	28.751	22.949	1'39.939	256,5	11:39'14.462
6	32.813	15.379	28.540	22.826	1'39.558	246,6	11:40'48.522	6	33.147	15.211	28.696	23.089	1'40.143	257,8	11:40'17.848
7	32.699	15.393	28.628	23.042	1'39.762	248,8	11:42'28.284	7	33.387	15.277	28.726	23.085	1'40.475	249,4	11:42'35.080
8	32.613	15.549	28.596	23.131	1'39.889	243,8	11:44'08.173	8	32.974	15.414	28.794	23.279	1'40.461	254,1	11:44'15.541
9	32.678	15.609	28.669	23.239	1'40.195	243,2	11:45'48.368	9	32.872	15.365	28.715	23.097	1'40.049	253,5	11:45'55.590
10	32.635	15.587	28.623	23.035	1'39.880	242,2	11:47'28.248	10	32.904	15.320	28.660	23.108	1'39.992	253,3	11:47'35.582
11	32.629	15.483	28.690	23.402	1'40.204	243,2	11:49'08.452	11	32.751	15.601	28.738	22.776	1'39.866	254,1	11:49'15.448
12	33.266	15.502	28.623	23.241	1'40.632	248,8	11:50'49.084	12	33.028	15.273	28.816	23.486	1'40.603	253,5	11:50'56.051
13	32.750	15.727	28.593	23.149	1'40.219	241,6	11:52'29.303	13	32.991	15.631	28.863	23.541	1'41.026	251,2	11:52'37.077
14	32.735	15.537	29.484	23.022	1'40.778	242,7	11:54'10.081	14	33.254	15.446	29.113	22.958	1'40.771	252,3	11:54'17.848
15	32.928	15.340	28.783	22.922	1'39.973	247,7	11:55'50.054	15	33.014	15.481	28.668	23.304	1'40.467	249,4	11:55'58.315
16	32.602	15.427	28.452	22.966	1'39.447	247,1	11:57'29.501	16	32.893	15.501	28.732	23.152	1'40.278	250,6	11:57'38.593
17	32.903	15.803	28.707	22.962	1'40.375	243,8	11:59'09.876	17	33.091	15.498	28.647	23.316	1'40.552	250,0	11:59'19.145
18	32.629	15.498	28.719	23.734	1'40.580	243,2	12:00'50.456	18	32.895	15.474	28.764	23.150	1'40.283	251,2	12:00'59.428

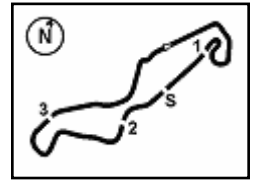
8° 47 R. HARTOG (1'39.087)								11° 38 H. SOOMER (1'39.811)							
Lap	Seg.1	Seg.2	Seg.3	Seg.4	Lap Time	km/h	Local Time	Lap	Seg.1	Seg.2	Seg.3	Seg.4	Lap Time	km/h	Local Time
1		15.246	28.525	22.850	1'45.477	248,8	11:32'29.605	1		15.740	28.912	23.289	1'48.072	251,2	11:32'32.200
2	32.575	15.260	28.467	22.785	1'39.087	250,0	11:34'08.692	2	33.040	15.509	28.737	23.035	1'40.321	247,7	11:34'12.521
3	32.754	15.228	28.579	22.883	1'39.444	247,1	11:35'48.136	3	32.992	15.347	28.681	23.175	1'40.195	250,0	11:35'52.716
4	32.718	15.414	28.728	22.926	1'39.786	245,5	11:37'27.922	4	33.145	15.493	28.759	23.121	1'40.518	238,4	11:37'33.234
5	32.876	15.367	28.734	23.216	1'40.193	236,8	11:39'08.115	5	32.698	15.510	28.714	23.173	1'40.095	242,7	11:39'13.329
6	32.937	15.289	28.633	22.906	1'39.765	245,5	11:40'47.880	6	32.717	15.484	28.721	23.139	1'40.061	243,8	11:40'53.390
7	33.031	15.499	28.746	22.820	1'40.096	236,3	11:42'27.976	7	32.665	15.486	28.600	23.060	1'39.811	242,7	11:42'33.201
8	33.116	15.457	28.848	22.974	1'40.395	247,7	11:44'08.371	8	32.743	15.619	28.988	23.146	1'40.496	243,8	11:44'13.697
9	32.891	15.355	28.749	23.199	1'40.194	246,6	11:45'48.565	9	32.620	15.607	28.889	23.185	1'40.301	243,2	11:45'53.998
10	32.816	15.432	28.590	23.064	1'39.902	247,7	11:47'28.467	10	32.804	15.659	28.900	23.147	1'40.510	241,6	11:47'34.508
11	32.820	15.317	28.668	23.171	1'39.976	247,7	11:49'08.443	11	32.742	15.642	28.915	23.158	1'40.457	243,8	11:49'14.965
12	33.433	15.441	28.677	23.037	1'40.588	247,1	11:50'49.031	12	32.875	15.603	28.975	23.264	1'40.717	243,2	11:50'55.682
13	33.122	15.599	28.741	22.985	1'40.447	244,3	11:52'29.478	13	32.847	15.867	28.955	23.513	1'41.182	243,2	11:52'36.864
14	32.792	15.311	28.980	23.054	1'40.137	248,3	11:54'09.615	14	33.069	15.791	29.274	23.121	1'41.255	242,7	11:54'18.119
15	32.856	15.364	28.810	23.013	1'40.043	244,3	11:55'49.658	15	33.133	15.475	28.759	23.165	1'40.532	250,0	11:55'58.651
16	32.772	15.373	28.650	22.990	1'39.785	241,1	11:57'29.443	16	32.885	15.577	28.689	23.148	1'40.299	246,0	11:57'38.950
17	33.119	15.471	28.807	23.315	1'40.712	250,6	11:59'10.155	17	33.235	15.537	28.679	23.126	1'40.577	247,1	11:59'19.527
18	32.963	15.371	28.651	23.449	1'40.434	248,3	12:00'50.589	18	32.766	15.531	28.802	22.998	1'40.097	243,8	12:00'59.624

9° 36 T. GRADINGER (1'38.953)								12° 86 A. BADOVINI (1'40.009)							
Lap	Seg.1	Seg.2	Seg.3	Seg.4	Lap Time	km/h	Local Time	Lap	Seg.1	Seg.2	Seg.3	Seg.4	Lap Time	km/h	Local Time
1		15.484	28.965	23.101	1'47.523	250,0	11:32'31.651	1		15.525	29.118	23.045	1'47.276	249,4	11:32'31.404
2	33.142	15.209	28.451	23.296	1'40.098	255,9	11:34'11.749	2	32.913	15.459	28.623	23.363	1'40.358	244,3	11:34'11.762
3	32.903	15.190	28.230	22.797	1'39.120	251,2	11:35'50.869	3	33.522	15.431	28.662	23.160	1'40.775	248,8	11:35'52.537
4	32.552	15.127	28.508	22.766	1'38.953	251,7	11:37'29.822	4	33.457	15.472	28.754	23.737	1'41.420	247,1	11:37'33.957
5	32.700	15.243	28.498	22.854	1'39.295	253,5	11:39'09.117	5	33.115	15.305	28.685	23.084	1'40.189	248,8	11:39'14.146
6	32.939	15.308	28.419	22.883	1'39.549	253,5	11:40'48.666	6	32.951	15.384	28.589	23.178	1'40.102	247,1	11:40'54.248
7	32.849	15.262	28.599	23.592	1'40.302	254,7	11:42'28.968	7	32.930	15.429	28.895	23.122	1'40.376	244,9	11:42'34.624
8	32.952	15.356	28.512	22.859	1'39.679	249,4	11:44'08.647	8	32.919	15.544	28.742	23.261	1'40.466	247,1	11:44'15.090
9	32.817	15.373	28.593	23.263	1'40.046	250,6	11:45'48.693	9	32.636	15.567	28.744	23.071	1'40.018	242,7	11:45'55.108
10	32.897	15.360	28.601	23.134	1'39.992	253,5	11:47'28.685	10	32.841	15.474	28.768	23.090	1'40.173	242,7	11:47'35.281
11	32.862	15.292	28.574	23.078	1'39.806	251,2	11:49'08.491	11	32.814	15.483	28.606	23.106	1'40.009	243,8	11:49'15.290
12	33.184	15.688	28.822	23.041	1'40.735	249,4	11:50'49.226	12	32.736	15.536	28.924	23.316	1'40.512	245,5	11:50'55.802
13	33.271	15.595	28.700	22.984	1'40.550	249,4	11:52'29.776	13	32.879	15.819	28.896	23.516	1'41.110	244,3	11:52'36.912
14	32.887	15.410	28.780	23.023	1'40.100	251,2	11:54'09.876	14	33.171	15.634	28.833	23.141	1'40.779	247,1	11:54'17.691
15	33.034	15.373	28.920	23.127	1'40.454	247,7	11:55'50.330	15	33.382	15.521	28.663	23.249	1'40.815	245,5	11:55'58.506
16	32.785	15.263	28.848	22.983	1'39.879	250,6	11:57'30.209	16	33.268	15.452	28.671	23.202	1'40.593	245,5	11:57'39.099
17	32.834	15.485	28.713	23.011	1'40.043	250,0	11:59'10.252	17	32.974	15.480	28.652	23.308	1'40.414	246,0	11:59'19.513
18	33.272	15.428	28.934	23.069	1'40.703	249,4	12:00'50.955	18	33.002	15.428	28.769	22.986	1'40.185	247,1	12:00'59.698

22/04/2018 P = Pits In/Out - C = Lap Time Cancelled

These data/results cannot be reproduced, stored and/or transmitted in whole or in part by any manner of electronic, mechanical, photocopying, recording, broadcasting or otherwise now known or herein after developed without the previous express consent by the copyright owner, except for reproduction in daily press and regular printed publications on sale to the public within 60 days of the event related to those data/results and always provided that copyright symbol appears together as follows below.

© DORNA WSBK ORGANIZATION Srl 2018



TT Circuit Assen 4.542 m

Dutch Round, 20-21-22 April 2018

World Supersport - Chronological Analysis Race

Start at 11:30'44.128

3 / 4

13° 96 A. IRWIN (1'40.095)								16° 35 S. HILL (1'40.710)							
Lap	Seg.1	Seg.2	Seg.3	Seg.4	Lap Time	km/h	Local Time	Lap	Seg.1	Seg.2	Seg.3	Seg.4	Lap Time	km/h	Local Time
1		15.720	28.951	23.108	1'47.434	250,0	11:32'31.562	1		15.733	30.918	23.697	1'51.140	250,0	11:32'35.268
2	33.015	15.725	28.655	23.122	1'40.517	244,3	11:34'12.079	2	33.364	15.562	29.040	23.461	1'41.427	247,7	11:34'16.695
3	32.961	15.559	28.645	23.230	1'40.395	243,8	11:35'52.474	3	33.286	15.547	28.797	23.344	1'40.974	244,9	11:35'57.669
4	32.999	15.594	28.931	23.445	1'40.969	241,1	11:37'33.443	4	33.127	15.542	28.811	23.361	1'40.841	243,8	11:37'38.510
5	32.827	15.513	28.675	23.102	1'40.117	242,2	11:39'13.560	5	33.056	15.509	28.768	23.489	1'40.822	243,8	11:39'19.332
6	32.791	15.530	28.829	23.408	1'40.558	242,2	11:40'54.118	6	33.080	15.540	28.745	23.345	1'40.710	243,8	11:41'00.042
7	32.829	15.581	28.848	23.071	1'40.329	236,3	11:42'34.447	7	33.247	15.543	28.699	23.307	1'40.796	242,7	11:42'40.838
8	32.901	15.563	29.131	23.152	1'40.747	241,1	11:44'15.194	8	33.411	15.600	28.737	23.381	1'41.129	239,5	11:44'21.967
9	32.847	15.522	28.679	23.100	1'40.148	243,2	11:45'55.342	9	33.069	15.559	28.859	23.423	1'40.910	239,5	11:46'02.877
10	32.791	15.414	28.724	23.166	1'40.095	246,6	11:47'35.472	10	32.908	15.568	28.896	23.349	1'40.721	240,0	11:47'43.598
11	33.157	15.452	28.736	22.915	1'40.260	245,5	11:49'15.697	11	32.885	15.649	28.867	23.754	1'41.155	240,5	11:49'24.753
12	33.009	15.490	28.855	23.142	1'40.496	245,5	11:50'56.193	12	33.152	15.813	28.998	23.241	1'41.204	240,5	11:51'05.957
13	33.102	15.846	28.824	23.431	1'41.203	243,8	11:52'37.396	13	32.973	16.265	29.097	23.149	1'41.484	238,9	11:52'47.441
14	33.199	15.511	28.963	23.252	1'40.925	244,9	11:54'18.321	14	32.938	15.639	28.816	23.362	1'40.755	239,5	11:54'28.196
15	33.117	15.539	28.595	23.194	1'40.445	246,6	11:55'58.766	15	32.829	15.662	28.915	23.400	1'40.806	240,5	11:56'09.002
16	33.227	15.533	28.927	23.145	1'40.832	244,3	11:57'39.598	16	33.033	15.657	28.988	23.284	1'40.962	240,5	11:57'49.964
17	33.046	15.518	28.930	23.281	1'40.775	244,3	11:59'20.373	17	33.001	15.945	28.855	23.296	1'41.097	241,6	11:59'31.061
18	33.391	15.685	29.113	23.400	1'41.589	241,6	12:01'01.962	18	33.040	15.584	28.974	23.399	1'40.997	241,1	12:01'12.058

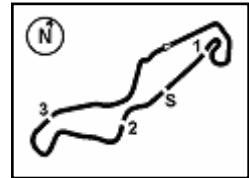
14° 77 W. TESSELS (1'40.062)								17° 10 N. CALERO (1'40.679)							
Lap	Seg.1	Seg.2	Seg.3	Seg.4	Lap Time	km/h	Local Time	Lap	Seg.1	Seg.2	Seg.3	Seg.4	Lap Time	km/h	Local Time
1		15.587	28.714	23.340	1'48.204	250,6	11:32'32.332	1		15.855	29.409	23.282	1'49.861	248,3	11:32'33.989
2	33.381	15.330	28.647	23.121	1'40.479	249,4	11:34'12.811	2	33.714	15.534	28.647	23.479	1'41.374	244,3	11:34'15.363
3	33.067	15.333	28.584	23.318	1'40.302	251,2	11:35'53.113	3	33.405	15.599	28.668	23.519	1'41.191	245,5	11:35'56.554
4	33.015	15.510	28.656	23.355	1'40.536	252,9	11:37'33.649	4	33.270	15.596	28.631	23.511	1'41.008	244,3	11:37'37.562
5	32.891	15.371	28.647	23.153	1'40.062	247,7	11:39'13.711	5	33.335	15.714	28.704	23.505	1'41.258	243,2	11:39'18.820
6	32.930	15.357	28.771	23.469	1'40.527	248,3	11:40'54.238	6	33.306	15.664	28.696	23.418	1'41.084	242,2	11:40'59.904
7	33.133	15.353	28.858	23.214	1'40.558	251,7	11:42'34.796	7	33.526	15.712	28.772	23.528	1'41.538	243,2	11:42'41.442
8	33.003	15.406	28.747	23.877	1'41.033	249,4	11:44'15.829	8	33.331	15.643	28.850	23.324	1'41.148	243,2	11:44'22.590
9	33.996	15.477	28.656	23.112	1'41.241	245,5	11:45'57.070	9	33.256	15.567	28.729	23.591	1'41.143	240,0	11:46'03.733
10	32.929	15.431	28.805	23.017	1'40.182	246,0	11:47'37.252	10	33.139	15.564	28.813	23.308	1'40.824	241,6	11:47'44.557
11	32.999	15.553	28.695	23.083	1'40.330	249,4	11:49'17.582	11	33.215	15.789	28.868	23.211	1'41.083	241,6	11:49'25.640
12	32.911	15.409	28.692	23.140	1'40.152	244,9	11:50'57.734	12	33.252	15.534	28.740	23.355	1'40.881	242,2	11:51'06.521
13	33.038	15.644	28.727	23.246	1'40.655	245,5	11:52'38.389	13	33.186	15.998	28.942	23.419	1'41.545	241,6	11:52'48.066
14	33.051	15.475	28.739	23.236	1'40.501	246,0	11:54'18.890	14	33.254	15.503	28.932	23.339	1'41.028	242,2	11:54'29.094
15	33.208	15.547	28.835	23.307	1'40.897	247,1	11:55'59.787	15	33.067	15.571	28.797	23.259	1'40.694	241,1	11:56'09.788
16	33.137	15.595	28.910	23.286	1'40.928	244,9	11:57'40.715	16	33.398	15.817	28.962	23.261	1'41.438	238,4	11:57'51.226
17	33.373	15.672	29.036	23.433	1'41.514	243,2	11:59'22.229	17	33.151	15.527	28.802	23.232	1'40.712	242,2	11:59'31.938
18	33.650	15.712	29.107	23.517	1'41.986	240,5	12:01'04.215	18	33.027	15.544	28.829	23.279	1'40.679	242,2	12:01'12.617

15° 22 E. LAHTI (1'40.211)								18° 62 V. VAN DER VALK (1'40.757)							
Lap	Seg.1	Seg.2	Seg.3	Seg.4	Lap Time	km/h	Local Time	Lap	Seg.1	Seg.2	Seg.3	Seg.4	Lap Time	km/h	Local Time
1		15.736	29.048	23.123	1'47.837	248,3	11:32'31.965	1		15.889	28.996	23.727	1'49.617	247,1	11:32'33.745
2	33.033	15.431	28.977	23.224	1'40.665	246,6	11:34'12.630	2	33.481	15.612	28.897	23.547	1'41.537	245,5	11:34'15.282
3	33.086	15.313	28.685	23.350	1'40.434	249,4	11:35'53.064	3	33.123	15.672	28.691	23.716	1'41.202	244,9	11:35'56.484
4	33.294	15.411	28.696	23.385	1'40.786	248,8	11:37'33.850	4	33.017	15.605	28.756	23.599	1'40.977	243,2	11:37'37.461
5	32.999	15.369	28.709	23.134	1'40.211	247,1	11:39'14.061	5	33.199	15.682	28.741	23.581	1'41.203	242,2	11:39'18.664
6	33.245	15.307	28.713	23.109	1'40.374	248,3	11:40'54.435	6	33.022	15.696	28.806	23.665	1'41.189	242,2	11:40'59.853
7	33.505	15.429	28.837	23.145	1'40.916	246,0	11:42'35.351	7	32.990	15.754	29.015	23.526	1'41.285	241,1	11:42'41.138
8	33.058	15.406	28.647	23.433	1'40.544	244,9	11:44'15.895	8	33.281	15.758	28.568	23.571	1'41.178	243,2	11:44'22.316
9	32.984	15.575	28.655	23.184	1'40.398	243,2	11:45'56.293	9	33.079	15.620	28.727	23.502	1'40.928	241,6	11:46'03.244
10	32.979	15.543	28.879	23.291	1'40.692	244,3	11:47'36.985	10	32.928	15.777	28.669	23.605	1'40.979	243,2	11:47'44.223
11	33.125	15.531	28.794	23.473	1'40.923	243,8	11:49'17.908	11	33.854	15.720	28.665	23.518	1'40.757	242,7	11:49'24.980
12	33.074	15.817	29.200	23.427	1'41.518	243,8	11:50'59.426	12	33.220	15.720	28.886	23.452	1'41.278	242,7	11:51'06.258
13	33.207	16.018	28.890	23.526	1'41.641	240,5	11:52'41.067	13	33.037	16.293	28.840	23.418	1'41.588	241,1	11:52'47.846
14	33.286	15.720	29.200	23.633	1'41.839	241,1	11:54'22.906	14	33.174	15.755	29.049	23.523	1'41.501	241,6	11:54'29.347
15	33.438	15.608	29.160	23.661	1'41.867	240,5	11:56'04.773	15	33.237	15.567	28.684	23.468	1'40.956	245,5	11:56'10.303
16	33.335	15.616	29.071	23.485	1'41.507	241,1	11:57'46.280	16	32.986	15.683	29.132	23.711	1'41.512	241,6	11:57'51.815
17	33.247	15.544	29.221	23.682	1'41.694	241,6	11:59'27.974	17	33.296	15.962	28.869	23.257	1'41.384	239,5	11:59'33.199
18	33.446	15.705	29.084	23.787	1'42.022	240,5	12:01'09.996	18	33.105	16.034	28.712	23.699	1'41.550	243,2	12:01'14.749

22/04/2018 P = Pits In/Out - C = Lap Time Cancelled

These data/results cannot be reproduced, stored and/or transmitted in whole or in part by any manner of electronic, mechanical, photocopying, recording, broadcasting or otherwise now known or herein after developed without the previous express consent by the copyright owner, except for reproduction in daily press and regular printed publications on sale to the public within 60 days of the event related to those data/results and always provided that copyright symbol appears together as follows below.

© DORNA WSBK ORGANIZATION Srl 2018



Dutch Round, 20-21-22 April 2018

World Supersport - Chronological Analysis Race

TT Circuit Assen 4.542 m

Start at 11:30'44.128

4 / 4

19° 56 P. SEBESTYEN (1'40.753)							
Lap	Seg.1	Seg.2	Seg.3	Seg.4	Lap Time	km/h	Local Time
1		16.172	29.126	23.529	1'50.416	251,7	11:32'34.544
2	33.318	15.758	29.271	23.480	1'41.827	250,0	11:34'16.371
3	33.128	15.603	28.787	23.754	1'41.272	246,6	11:35'57.643
4	33.492	15.553	28.986	23.355	1'41.386	247,7	11:37'39.029
5	33.175	15.547	28.822	23.336	1'40.880	247,7	11:39'19.909
6	33.033	15.588	28.854	23.278	1'40.753	247,1	11:41'00.662
7	33.581	15.640	28.913	23.359	1'41.493	243,8	11:42'42.155
8	33.113	15.501	29.161	23.427	1'41.202	247,1	11:44'23.357
9	33.174	15.576	28.834	23.371	1'40.955	245,5	11:46'04.312
10	33.110	15.585	28.819	23.295	1'40.809	246,0	11:47'45.121
11	33.173	15.724	28.871	23.265	1'41.033	246,0	11:49'26.154
12	33.255	15.559	28.889	23.249	1'40.952	244,9	11:51'07.106
13	33.153	15.666	28.972	23.393	1'41.184	245,5	11:52'48.290
14	33.362	15.527	28.982	23.413	1'41.284	246,6	11:54'29.574
15	33.274	15.448	28.924	23.247	1'40.893	247,1	11:56'10.467
16	33.088	15.753	29.004	23.417	1'41.262	247,7	11:57'51.729
17	33.375	15.752	28.917	23.309	1'41.353	241,1	11:59'33.082
18	33.487	15.906	29.069	23.445	1'41.907	246,0	12:01'14.989

20° 15 A. COPPOLA (1'41.208)							
Lap	Seg.1	Seg.2	Seg.3	Seg.4	Lap Time	km/h	Local Time
1		15.916	29.288	23.642	1'50.975	248,3	11:32'35.103
2	33.682	15.611	29.096	23.843	1'42.232	250,6	11:34'17.335
3	33.217	15.611	28.953	23.427	1'41.208	248,8	11:35'58.543
4	33.512	15.608	28.828	23.665	1'41.613	247,7	11:37'40.156
5	33.720	15.498	29.269	23.780	1'42.267	248,8	11:39'22.423
6	33.323	15.630	29.045	23.615	1'41.613	246,0	11:41'04.036
7	33.179	15.649	29.031	23.548	1'41.407	243,2	11:42'45.443
8	33.700	15.753	28.995	23.634	1'42.082	241,1	11:44'27.525
9	33.071	15.629	28.866	24.331	1'41.897	242,2	11:46'09.422
10	33.326	15.704	29.036	24.897	1'42.963	241,6	11:47'52.385
11	33.580	16.136	29.257	23.901	1'42.874	241,6	11:49'35.259
12	33.074	15.776	28.919	23.771	1'41.540	241,1	11:51'16.799
13	33.227	15.831	29.096	23.802	1'41.956	242,2	11:52'58.755
14	34.423	15.874	28.970	23.844	1'43.111	240,5	11:54'41.866
15	33.254	15.908	29.123	23.922	1'42.207	240,5	11:56'24.073
16	37.167	15.815	29.238	24.016	1'46.236	241,1	11:58'10.309
17	33.221	15.810	29.152	23.971	1'42.154	242,2	11:59'52.463
18	33.322	15.767	29.026	23.930	1'42.045	240,5	12:01'34.508

RET 65 M. CANDUCCI (1'40.936)							
Lap	Seg.1	Seg.2	Seg.3	Seg.4	Lap Time	km/h	Local Time
1		16.116	29.203	23.695	1'50.780	251,7	11:32'34.908
2	33.566	15.563	29.335	23.756	1'42.220	247,1	11:34'17.128
3	33.269	15.696	28.719	23.609	1'41.293	247,7	11:35'58.421
4	33.441	15.588	28.929	23.706	1'41.664	246,0	11:37'40.085
5	33.634	15.583	29.218	23.640	1'42.075	246,6	11:39'22.160
6	33.192	15.616	28.621	23.507	1'40.936	242,7	11:41'03.096
7	33.383	15.749	28.805	23.471	1'41.408	241,1	11:42'44.504
8	33.260	15.738	28.758	23.586	1'41.342	241,6	11:44'25.846
9	33.128	15.741	28.742	23.470	1'41.081	240,5	11:46'06.927
10	33.260	15.842	29.222	23.828	1'42.152	241,6	11:47'49.079
11	33.377	15.811	28.840	23.726	1'41.754	240,5	11:49'30.833
12	33.390	15.885	29.164	24.524	1'42.963	240,0	11:51'13.796
13	33.858	16.337	29.051	35.140	1'54.386P	239,5	11:53'08.182

RET 64 F. CARICASULO (1'38.667)							
Lap	Seg.1	Seg.2	Seg.3	Seg.4	Lap Time	km/h	Local Time
1		15.391	28.596	22.891	1'44.290	247,7	11:32'28.418
2	32.670	15.286	28.276	22.834	1'39.066	249,4	11:34'07.484
3	32.468	15.282	28.429	22.690	1'38.869	250,6	11:35'46.353
4	32.344	15.255	28.405	23.296	1'39.300	251,2	11:37'25.653

5	32.586	15.193	28.367	22.648	1'38.794	251,7	11:39'04.447
6	32.460	15.121	28.375	22.711	1'38.667	251,2	11:40'43.114
7	32.619	15.124	28.457	22.671	1'38.871	251,7	11:42'21.985
8	32.363	15.200	28.409	22.757	1'38.729	250,0	11:44'00.714
9	32.627	15.107	28.392	22.862	1'38.988	250,6	11:45'39.702
10	32.606	15.307	28.320	22.776	1'39.009	250,0	11:47'18.711
11	32.790	15.225	28.397	22.752	1'39.164	249,4	11:48'57.875
12	32.509	15.229	28.572	23.349	1'39.659	249,4	11:50'37.534

RET 78 H. OKUBO (1'44.058)							
Lap	Seg.1	Seg.2	Seg.3	Seg.4	Lap Time	km/h	Local Time
1		15.465	28.777	22.929	1'46.954	255,3	11:32'31.082
2	48.438	16.587	30.579	24.345	1'59.949	235,3	11:34'31.031
3	33.669	15.719	29.841	25.886	1'45.115	244,3	11:36'16.146
4	34.713	15.978	29.352	24.015	1'44.058	240,0	11:38'00.204
5	34.511	16.222	29.932	24.204	1'44.869	241,1	11:39'45.073
6	34.542	16.056	29.392	24.353	1'44.343	242,7	11:41'29.416
7	33.987	16.004	30.297	24.800	1'45.088	242,2	11:43'14.504
8	35.286	16.227	30.192	25.032	1'46.737	241,1	11:45'01.241
9	34.680	16.192	29.854	24.409	1'45.135	241,1	11:46'46.376
10	34.736	16.143	29.753	24.980	1'45.612	241,6	11:48'31.988
11	40.487	16.075	29.858	24.325	1'50.745	240,5	11:50'22.733
12	34.444	16.185	30.084	44.717	2'05.430P	240,5	11:52'28.163

RET 111 K. SMITH (1'39.339)							
Lap	Seg.1	Seg.2	Seg.3	Seg.4	Lap Time	km/h	Local Time
1		15.508	28.962	23.118	1'46.219	241,6	11:32'30.347
2	32.561	15.434	28.406	22.947	1'39.348	246,0	11:34'09.695
3	32.612	15.411	28.502	23.225	1'39.750	247,1	11:35'49.445
4	32.662	15.373	28.509	23.159	1'39.703	238,4	11:37'29.148
5	32.699	15.304	28.545	23.051	1'39.599	249,4	11:39'08.747
6	32.654	15.322	28.509	22.854	1'39.339	247,7	11:40'48.086
7	32.757	15.383	28.605	22.969	1'39.714	246,6	11:42'27.800

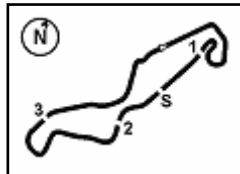
RET 83 L. EPIS (1'41.299)							
Lap	Seg.1	Seg.2	Seg.3	Seg.4	Lap Time	km/h	Local Time
1		15.774	29.527	23.574	1'50.293	246,6	11:32'34.421
2	33.551	15.807	29.271	23.525	1'42.154	249,4	11:34'16.575
3	33.223	15.740	29.043	23.293	1'41.299	244,9	11:35'57.874
4	33.692	15.687	29.053	23.507	1'41.939	243,8	11:37'39.813
5	33.550	15.716	29.284	23.723	1'42.273	243,2	11:39'22.086
6	33.503	15.577	29.153	23.466	1'41.699	244,9	11:41'03.785
7	33.274	15.621	29.088	23.589	1'41.572	242,2	11:42'45.357

RET 32 S. MORAIS							
Lap	Seg.1	Seg.2	Seg.3	Seg.4	Lap Time	km/h	Local Time
1		15.452	28.734	23.239	1'46.624	249,4	11:32'30.752
2	1'15.149	21.958	35.638	38.037	2'50.782P	155,0	11:35'21.534

22/04/2018 P = Pits In/Out - C = Lap Time Cancelled

These data/results cannot be reproduced, stored and/or transmitted in whole or in part by any manner of electronic, mechanical, photocopying, recording, broadcasting or otherwise now known or herein after developed without the previous express consent by the copyright owner, except for reproduction in daily press and regular printed publications on sale to the public within 60 days of the event related to those data/results and always provided that copyright symbol appears together as follows below.

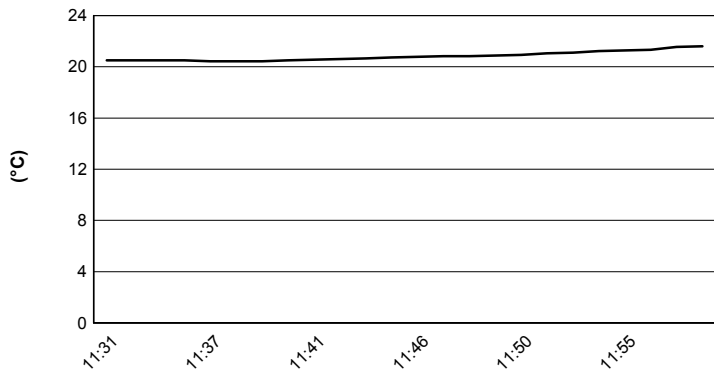
© DORNA WSBK ORGANIZATION Srl 2018



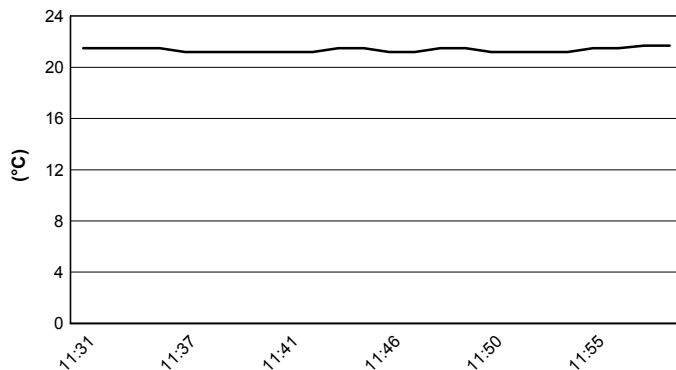
TT Circuit Assen 4.542 m

Dutch Round, 20-21-22 April 2018
World Supersport - Weather Report Race
 Session started 11:31 - Session ended 12:02

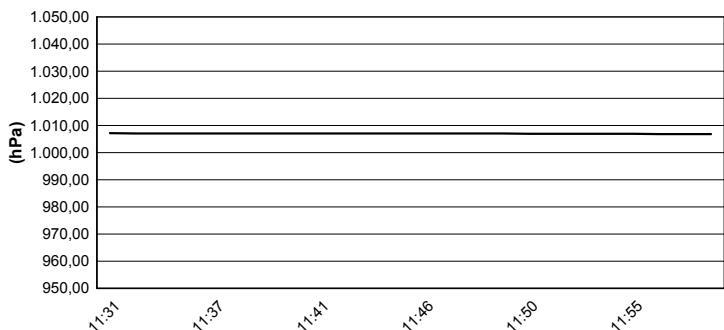
Air Temperature



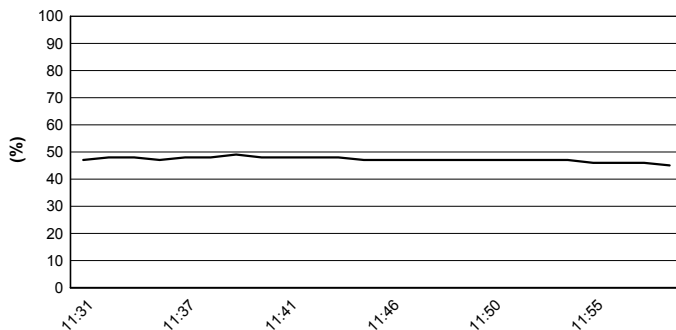
Track Temperature



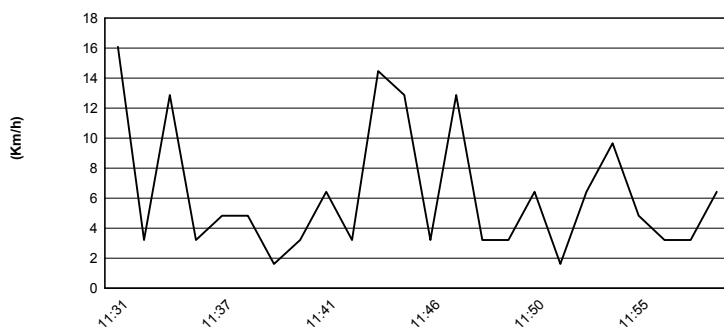
Air Pressure



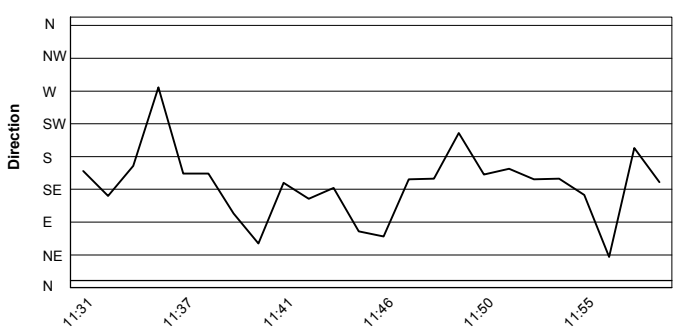
Humidity



Wind Speed



Wind Direction

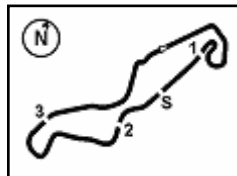


22/04/2018

These data/results cannot be reproduced, stored and/or transmitted in whole or in part by any manner of electronic, mechanical, photocopying, recording, broadcasting or otherwise now known or herein after developed without the previous express consent by the copyright owner, except for reproduction in daily press and regular printed publications on sale to the public within 60 days of the event related to those data/results and always provided that copyright symbol appears together as follows below.

© DORNA WSBK ORGANIZATION Srl 2018





Dutch Round, 20-21-22 April 2018

World Supersport - Championship Standings

	Points	Points From First	Points From Previous	February 25	March 25	April 15	April 22	May 13	May 27	June 10	July 8	September 16	September 25	October 14	October 27			
				PHILLIP ISLAND	BURIRAM	ARAGÓN	ASSEN	IMOLA	DONINGTON PARK	BRNO	MISANO	PORTIMAO	MAGNY COURS	VILLICUM	LOSAIL			
26 OKUBO Hikari (JPN)	2	69	0	2 14	18	21	23											
27 HILL Stefan (GBR)	1	70	1			1 24	27											
28 TOPARIS Tom (AUS)	1	70	0	1 15	20	24	27											

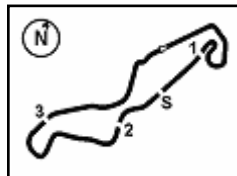
The time penalty applied to N. 81 (Stapleford L.) has been cancelled

22/04/2018 First Line: Championship Standings - Second Line: Ranking Progression

These data/results cannot be reproduced, stored and/or transmitted in whole or in part by any manner of electronic, mechanical, photocopying, recording, broadcasting or otherwise now known or herein after developed without the previous express consent by the copyright owner, except for reproduction in daily press and regular printed publications on sale to the public within 60 days of the event related to those data/results and always provided that copyright symbol appears together as follows below.

© DORNA WSBK ORGANIZATION Srl 2018





Dutch Round, 20-21-22 April 2018

World Supersport - Championship Standings

Points	Points From First	Points From Previous	February 25	March 25	April 15	April 22	May 13	May 27	June 10	July 8	September 16	September 25	October 14	October 27	
			PHILLIP ISLAND	BURIRAM	ARAGÓN	ASSEN	IMOLA	DONINGTON PARK	BRNO	MISANO	PORTIMAO	MAGNY COURS	VILLICUM	LOSAIL	
FIM Europe Supersport Cup															
1	HARTOG Rob (NED)	14			6 1	8 1									
2	LAHTI Eemeli (FIN)	4 10			3 2	1 2									
3	TESSELS Wayne (NED)	2 12 2				2 3									

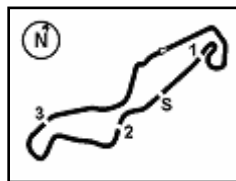
The time penalty applied to N. 81 (Stapleford L.) has been cancelled

22/04/2018 First Line: Championship Standings - Second Line: Ranking Progression

These data/results cannot be reproduced, stored and/or transmitted in whole or in part by any manner of electronic, mechanical, photocopying, recording, broadcasting or otherwise now known or herein after developed without the previous express consent by the copyright owner, except for reproduction in daily press and regular printed publications on sale to the public within 60 days of the event related to those data/results and always provided that copyright symbol appears together as follows below.

© DORNA WSBK ORGANIZATION Srl 2018





TT Circuit Assen 4.542 m

Dutch Round, 20-21-22 April 2018

World Supersport - Manufacturers Standings

Points	Points From First	Points From Previous	February 25	March 25	April 15	April 22	May 13	May 27	June 10	July 8	September 16	September 25	October 14	October 27			
			PHILLIP ISLAND	BURIRAM	ARAGÓN	ASSEN	IMOLA	DONINGTON PARK	BRNO	MISANO	PORTIMÃO	MAGNY COURS	VILLICUM	LOSAIL			
1	YAMAHA	100	25 1	25 1	25 1	25 1											
2	TRIUMPH	38	62	11 2	6 3	10 2	11 2										
3	MV AGUSTA	35	65	3	10 3	9 2	16 3										
4	HONDA	35	65	0	8 4	7 4	11 3	9 3									
5	KAWASAKI	31	69	4	3 5	11 5	9 4	8 5									
6	SUZUKI	4	96	27			3 6	1 6									

The time penalty applied to N. 81 (Stapleford L.) has been cancelled

22/04/2018

First Line: Championship Standings - Second Line: Ranking Progression

These data/results cannot be reproduced, stored and/or transmitted in whole or in part by any manner of electronic, mechanical, photocopying, recording, broadcasting or otherwise now known or herein after developed without the previous express consent by the copyright owner, except for reproduction in daily press and regular printed publications on sale to the public within 60 days of the event related to those data/results and always provided that copyright symbol appears together as follows below.

© DORNA WSBK ORGANIZATION Srl 2018

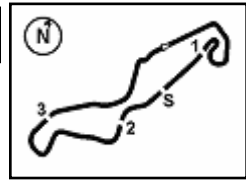
FKR PERUGIA TIMING



Official Tyre Supplier



Official Timekeeper



Dutch Round, 20-21-22 April 2018
World Supersport - Pirelli Best Laps Award

Points	Points From First	Points From Previous	February 25	March 25	April 15	April 22	May 13	May 27	June 10	July 8	September 16	September 25	October 14	October 27	
			PHILLIP ISLAND	BURIRAM	ARAGÓN	ASSEN	IMOLA	DONINGTON PARK	BRNO	MISANO	PORTIMÃO	MAGNY COURS	VILLICUM	LOSAIL	
Fastest Laps															
1 KRUMMENACHER Randy (SUI)	2			1		1									
2 CORTESE Sandro (GER)	2 0		1		1										

22/04/2018

These data/results cannot be reproduced, stored and/or transmitted in whole or in part by any manner of electronic, mechanical, photocopying, recording, broadcasting or otherwise now known or herein after developed without the previous express consent by the copyright owner, except for reproduction in daily press and regular printed publications on sale to the public within 60 days of the event related to those data/results and always provided that copyright symbol appears together as follows below.

© DORNA WSBK ORGANIZATION Srl 2018

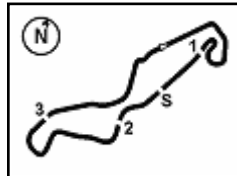
FKR PERUGIA TIMING



Official Tyre Supplier



Official Timekeeper



TT Circuit Assen 4.542 m

Dutch Round, 20-21-22 April 2018

World Supersport - Rider's Performance

	Points	Points From First	Points From Previous	February 25 PHILLIP ISLAND		March 25 BURIRAM		April 15 ARAGÓN		April 22 ASSEN		May 13 IMOLA		May 27 DONINGTON PARK		June 10 BRNO		July 8 MISANO		September 16 PORTIMÃO		September 25 MAGNY COURS		October 14 VILLICUM		October 27 LOSAIL										
				G	R	G	R	G	R	G	R	G	R	G	R	G	R	G	R	G	R	G	R	G	R	G	R	G	R	G	R	G	R	G	R	G
1 MAHIAS	71			1	1	1	2	2	4	2	4																									
2 KRUMMENACHER	70	1		7	2	5	1	5	11	6	2																									
3 CORTESE	64	7	6	4	3	4	4	1	1	1	6																									
4 CLUZEL	50	21	14	9	7	2	Rt	6	3	4	1																									
5 CARICASULO	49	22	1	2	4	3	3	3		7	Rt																									
6 STAPLEFORD	38	33	11	6	5	10	10	8	6	5	5																									
7 DE ROSA	35	36	3	8	6	12	7	4	Rt	3	3																									
8 TUULI	29	42	6	15	11	18	9	13	8	8	7																									
9 SMITH	19	52	10	11	8	11	Rt	11	5	10	Rt																									
10 GRADINGER	18	53	1	13	10	19	11	14	23	14	9																									
11 WEST	17	54	1	5	Rt	6	6	15	9	28																										
12 CRESSON	17	54	0	14	12	15	13	21	12	17	10																									
13 HARTOG	14	57	3					16	10	11	8																									
14 BADOVINI	12	59	2	10	9	16	15	9	Rt	13	12																									
15 WAROKORN	11	60	1			8	5																													
16 MORAIS	9	62	2					7	7	9	Rt																									
17 WILAIROT	8	63	1			7	8																													
18 SOOMER	5	66	3	20	Rt	24	17	22	18	15	11																									
19 KENNEDY	4	67	1			14	12																													
20 LAHTI	4	67	0					19	13	19	15																									
21 SOFUOGLU	3	68	1	3	13																															
22 IRWIN	3	68	0			25	20	26	20	20	13																									
23 KRAISART	2	69	1			13	14																													
24 TESSELS	2	69	0					25	22	18	14																									
25 CANDUCCI	2	69	0	18	Rt			12	14	21	Rt																									
26 OKUBO	2	69	0	12	14	9	19	10	Rt	12	Rt																									
27 HILL	1	70	1	23				17	15	16	16																									
28 TOPARIS	1	70	0	17	15																															

The time penalty applied to N. 81 (Stapleford L.) has been cancelled

G = Grid - R = Race

Ns = Did Not Start - Rt = Retired - Ex = Excluded

22/04/2018

These data/results cannot be reproduced, stored and/or transmitted in whole or in part by any manner of electronic, mechanical, photocopying, recording, broadcasting or otherwise now known or herein after developed without the previous express consent by the copyright owner, except for reproduction in daily press and regular printed publications on sale to the public within 60 days of the event related to those data/results and always provided that copyright symbol appears together as follows below.

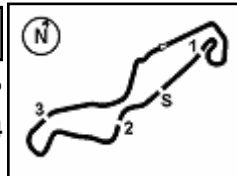
© DORNA WSBK ORGANIZATION Srl 2018

FIKZ PERUGIA TIMING


Official Tyre Supplier



Official Timekeeper



Dutch Round, 20-21-22 April 2018

World Supersport - Best Laps & Speeds

No.	Rider Bike	Nat	Best Lap		FP1		FP2		FP3		SP1		SP2		WUP		RC	
			LL	SPD	LL	SPD	LL	SPD	LL	SPD	LL	SPD	LL	SPD	LL	SPD	LL	SPD
1	11 S. CORTESE Yamaha YZF R6	GER	1'37.799	80 257,1	1'38.600	19 248,2	1'38.150	19 249,4	1'38.598	9 257,1			1'37.799	7 251,1	1'38.415	8 250,5	1'38.562	18 255,9
2	21 R. KRUMMENACHER Yamaha YZF R6	SUI	1'38.085	80 254,7	1'38.527	19 250,5	1'38.116	19 248,8	1'38.317	10 254,1			1'38.337	6 250,5	1'38.085	8 254,1	1'38.108	18 254,7
3	144 L. MAHIAS Yamaha YZF R6	FRA	1'38.085	74 253,5	1'39.496	11 241,0	1'39.255	22 243,7	1'38.786	9 253,5			1'38.085	6 247,7	1'38.669	8 247,7	1'38.709	18 251,1
4	3 R. DE ROSA MV Agusta F3 675	ITA	1'38.109	85 253,5	1'39.802	19 247,7	1'39.107	22 246,5	1'38.601	11 253,5			1'38.109	7 251,1	1'38.248	8 251,7	1'38.541	18 250,5
5	16 J. CLUZEL Yamaha YZF R6	FRA	1'38.192	78 255,9	1'39.035	17 251,7	1'38.676	17 250,0	1'38.641	11 255,9			1'38.192	7 254,7	1'38.749	8 254,1	1'38.711	18 254,1
6	81 L. STAPLEFORD Triumph Daytona 675	GBR	1'38.249	78 253,5	1'39.728	16 248,8	1'38.994	16 244,9	1'38.796	11 251,7			1'38.249	8 248,2	1'38.508	9 246,0	1'38.558	18 253,5
7	64 F. CARICASULO Yamaha YZF R6	ITA	1'38.569	78 252,9	1'39.933	19 249,4	1'39.114	20 242,7	1'38.818	10 252,9			1'38.569	8 248,8	1'38.653	9 249,4	1'38.667	12 251,7
8	66 N. TUULI Honda CBR600RR	FIN	1'38.594	78 251,1	1'39.721	17 247,1	1'39.520	17 242,1	1'39.223	11 251,1			1'38.594	7 250,0	1'39.271	8 249,4	1'39.447	18 249,4
9	32 S. MORAIS Kawasaki ZX-6R	POR	1'38.718	71 254,7	1'40.102	18 247,1	1'39.542	22 248,8	1'39.349	10 254,7	1'38.763	7 251,1	1'38.718	6 250,0	1'39.550	8 252,9		
10	111 K. SMITH Honda CBR600RR	GBR	1'38.851	77 254,1	1'39.864	20 250,5	1'39.762	19 246,0	1'39.198	10 254,1	1'38.985	7 251,1	1'38.851	6 251,7	1'39.688	8 250,5	1'39.339	7 249,4
11	47 R. HARTOG Kawasaki ZX-6R	NED	1'38.917	84 251,7	1'39.393	21 248,2	1'39.378	21 248,2	1'38.917	9 250,5			1'38.933	7 246,5	1'39.780	8 251,7	1'39.087	18 250,5
12	36 T. GRADINGER Yamaha YZF R6	AUT	1'38.953	81 255,9	1'40.324	19 250,0	1'40.191	18 249,4	1'39.823	11 255,9	1'39.389	7 255,9			1'39.533	8 254,7	1'38.953	18 255,9
13	86 A. BADOVINI MV Agusta F3 675	ITA	1'39.134	76 253,5	1'40.313	18 243,7	1'39.668	17 241,0	1'39.605	11 253,5	1'39.134	5 247,7			1'39.805	7 247,1	1'40.009	18 249,4
14	78 H. OKUBO Kawasaki ZX-6R	JPN	1'39.243	71 255,3	1'40.033	19 247,1	1'39.278	18 247,7	1'40.123	9 255,3			1'39.243	5 251,1	1'39.671	8 252,9	1'44.058	12 255,3
15	38 H. SOOMER Honda CBR600RR	EST	1'39.432	84 252,3	1'40.662	21 247,7	1'40.669	20 242,7	1'40.773	10 252,3	1'39.432	7 250,5			1'39.905	8 251,1	1'39.811	18 251,1
16	35 S. HILL Triumph Daytona 675	GBR	1'39.713	75 250,0	1'40.682	18 246,0	1'40.458	20 237,8	1'39.954	9 248,8	1'39.713	7 247,1			1'41.221	3 246,5	1'40.710	18 250,0
17	84 L. CRESSON Yamaha YZF R6	BEL	1'39.775	86 257,7	1'41.101	22 252,9	1'40.778	20 249,4	1'40.353	11 256,5	1'39.775	7 256,5			1'40.455	8 252,3	1'39.866	18 257,7
18	22 E. LAHTI Suzuki GSX-R600	FIN	1'39.788	84 249,4	1'40.092	22 243,7	1'39.788	21 243,2	1'40.196	8 249,4	1'39.870	7 248,8			1'40.266	8 248,2	1'40.211	18 249,4
19	77 W. TESSELS Kawasaki ZX-6R	NED	1'39.829	88 254,1	1'40.765	23 246,0	1'40.679	21 241,6	1'39.931	11 254,1	1'39.829	7 248,2			1'40.366	8 247,1	1'40.062	18 252,9
20	74 J. VAN SIKKELERUS Honda CBR600RR	NED	1'40.007	65 249,4	1'41.712	21 241,6	1'41.522	19 238,9	1'40.189	10 249,4	1'40.865	7 246,5			1'40.007	8 247,7		
21	96 A. IRWIN Honda CBR600RR	GBR	1'40.095	86 250,0	1'40.810	22 242,1	1'41.382	20 242,1	1'40.369	11 250,0	1'40.242	7 247,7			1'40.492	8 250,0	1'40.095	18 250,0
22	13 A. WEST Kawasaki ZX-6R	AUS	1'40.096	17 247,7	1'40.096	17 247,7												
23	10 N. CALERO Kawasaki ZX-6R	ESP	1'40.302	77 248,2	1'41.065	19 244,3	1'40.477	16 242,1	1'40.855	9 248,2	1'40.688	7 248,2			1'40.302	8 247,1	1'40.679	18 248,2
24	62 V. VAN DER VALK Yamaha YZF R6	NED	1'40.352	73 251,1	1'41.908	20 243,7	1'41.346	18 242,1	1'48.836	1 246,0	1'41.249	8 244,9			1'40.352	8 251,1	1'40.757	18 247,1
25	65 M. CANDUCCI Kawasaki ZX-6R	ITA	1'40.493	74 251,7	1'41.287	20 242,1	1'40.973	17 239,4	1'41.335	9 245,4	1'40.493	7 246,5			1'40.813	8 247,7	1'40.936	13 251,7

22/04/2018

These data/results cannot be reproduced, stored and/or transmitted in whole or in part by any manner of electronic, mechanical, photocopying, recording, broadcasting or otherwise now known or herein after developed without the previous express consent by the copyright owner, except for reproduction in daily press and regular printed publications on sale to the public within 60 days of the event related to those data/results and always provided that copyright symbol appears together as follows below.

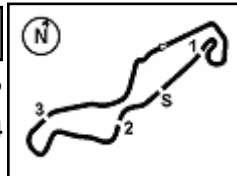
© DORNA WSBK ORGANIZATION Srl 2018

FICR PERUGIA TIMING


Official Tyre Supplier



Official Timekeeper



TT Circuit Assen 4.542 m

Dutch Round, 20-21-22 April 2018

World Supersport - Best Laps & Speeds

2 / 2

No.	Rider Bike	Nat	Best Lap		FP1		FP2		FP3		SP1		SP2		WUP		RC	
			LL	SPD	LL	SPD	LL	SPD	LL	SPD	LL	SPD	LL	SPD	LL	SPD	LL	SPD
26	15 A. COPPOLA Yamaha YZF R6	ITA	1'40.507		1'42.317		1'41.464		1'40.849		1'40.507				1'41.126		1'41.208	
			83	250,5	20	239,4	21	239,4	10	248,8	7	247,7			7	245,4	18	250,5
27	56 P. SEBESTYEN Kawasaki ZX-6R	HUN	1'40.753		1'42.356		1'41.575		1'41.053		1'41.210			1'40.983		1'40.753		
			86	251,7	21	244,3	20	242,1	11	251,1	8	246,5			8	249,4	18	251,7
28	83 L. EPIS Kawasaki ZX-6R	AUS	1'41.299		1'42.388		1'44.160		1'41.808		1'41.912			1'41.607		1'41.299		
			49	249,4	18	243,2	1	240,5	8	247,7	7	246,5			8	247,1	7	249,4

22/04/2018

These data/results cannot be reproduced, stored and/or transmitted in whole or in part by any manner of electronic, mechanical, photocopying, recording, broadcasting or otherwise now known or herein after developed without the previous express consent by the copyright owner, except for reproduction in daily press and regular printed publications on sale to the public within 60 days of the event related to those data/results and always provided that copyright symbol appears together as follows below.

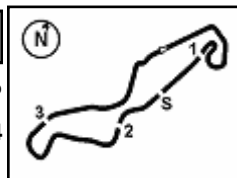
© DORNA WSBK ORGANIZATION Srl 2018

PIRELLI PERUGIA TIMING


Official Tyre Supplier



Official Timekeeper



Dutch Round, 20-21-22 April 2018

World Supersport - Race Winners

	2015	2016	2017	2018
01 Phillip Island	Cluzel J. (Fra) Mva	Krummenacher R. (Sui) Kaw	Rolfo R. (Ita) Mva	Mahias L. (Fra) Yam
02 Chang	Wilairot R. (Tha) Hon	Cluzel J. (Fra) Mva	Caricasulo F. (Ita) Yam	Krummenacher R. (Sui) Yam
03 Motorland Aragon	Sofuoglu K. (Tur) Kaw	Sofuoglu K. (Tur) Kaw	Mahias L. (Fra) Yam	Cortese S. (Ger) Yam
04 TT Circuit Assen	Sofuoglu K. (Tur) Kaw	Smith K. (Gbr) Hon	Sofuoglu K. (Tur) Kaw	Cluzel J. (Fra) Yam
05 Autodromo Imola	Sofuoglu K. (Tur) Kaw	Sofuoglu K. (Tur) Kaw	Sofuoglu K. (Tur) Kaw	
06 Donington Park	Sofuoglu K. (Tur) Kaw	Sofuoglu K. (Tur) Kaw	Sofuoglu K. (Tur) Kaw	
08 Misano World Circuit	Cluzel J. (Fra) Mva	Sofuoglu K. (Tur) Kaw	Sofuoglu K. (Tur) Kaw	
09 Portimão	Cluzel J. (Fra) Mva		Sofuoglu K. (Tur) Kaw	
10 Magny-Cours	Jacobsen P. (Usa) Hon	Cluzel J. (Fra) Mva	Tuuli N. (Fin) Yam	
12 Losail	Smith K. (Gbr) Hon	Smith K. (Gbr) Hon	Mahias L. (Fra) Yam	

2018

- 1 J. Cluzel
- 1 S. Cortese
- 1 R. Krummenacher
- 1 L. Mahias

ALL TIMES

- | | | | |
|-------------------|-------------------|-------------------|---------------|
| 43 K. Sofuoglu | 6 M. van der Mark | 2 P. Jacobsen | 1 G. Rea |
| 16 F. Foret | 5 C. Crutchlow | 2 R. Krummenacher | 1 L. Zanetti |
| 13 J. Cluzel | 4 J. Whitham | 2 F. Caricasulo | 1 N. Tuuli |
| 12 S. Charpentier | 4 K. Curtain | 1 P. Bontempi | 1 R. Wilairot |
| 12 E. Laverty | 4 C. Vermeulen | 1 P. Riba | 1 S. Cortese |
| 11 K. Muggeridge | 3 I. MacPherson | 1 W. Zeelenberg | |
| 8 S. Lowes | 3 C. Kellner | 1 G. Nannelli | |
| 7 A. Pitt | 3 L. Scassa | 1 J. Vd Goorbergh | |
| 6 P. Casoli | 3 J. Lascorz | 1 L. Lanzi | |
| 6 K. Fujiwara | 3 J. Rea | 1 A. Badovini | |
| 6 S. Chambon | 3 K. Smith | 1 Y. Tiberio | |
| 6 J. Teuchert | 3 L. Mahias | 1 M. Roccoli | |
| 6 B. Parkes | 2 R. Xaus | 1 R. Rolfo | |
| 6 C. Davies | 2 J. Brookes | 1 S. Morais | |
| | 2 A. West | 1 M. Pirro | |

22/04/2018

These data/results cannot be reproduced, stored and/or transmitted in whole or in part by any manner of electronic, mechanical, photocopying, recording, broadcasting or otherwise now known or herein after developed without the previous express consent by the copyright owner, except for reproduction in daily press and regular printed publications on sale to the public within 60 days of the event related to those data/results and always provided that copyright symbol appears together as follows below.

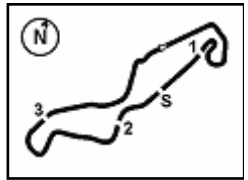
© DORNA WSBK ORGANIZATION Srl 2018

FKR PERUGIA TIMING


Official Tyre Supplier



Official Timekeeper



TT Circuit Assen 4.542 m

Dutch Round, 20-21-22 April 2018
World Supersport - Team Standings

	February 25 PHILLIP ISLAND	March 25 BURIRAM	April 15 ARAGÓN	April 22 ASSEN	May 13 IMOLA	May 27 DONINGTON PARK	June 10 BRNO	July 8 MISANO	September 16 PORTIMÃO	September 25 MAGNY COURS	October 14 VILLICUM	October 27 LOSAIL	
1 GRT Yamaha Official WorldSSP Team	120												
MAHIAS Lucas	71	25	20	13	13								
CARICASULO Federico	49	13	16	20									
2 Kallio Racing	81 (-39)												
CORTESE Sandro	64	16	13	25	10								
CRESSON Loris	17	4	3	4	6								
3 BARDAHL Evan Bros. WorldSSP Team	70 (-50)												
KRUMMENACHER Randy	70	20	25	5	20								
4 NRT	68 (-52)												
CLUZEL Jules	50	9		16	25								
GRADINGER Thomas	18	6	5		7								
5 MV Agusta Reparto Corse by Vamag	47 (-73)												
DE ROSA Raffaele	35	10	9		16								
BADOVINI Ayrton	12	7	1		4								
6 Profile Racing	43 (-77)												
STAPLEFORD Luke	38	11	6	10	11								
KENNEDY Jack	4		4										
HILL Stefan	1			1									
7 CIA Landlord Insurance Honda	32 (-88)												
TUULI Niki	29	5	7	8	9								
IRWIN Andrew	3				3								
8 GEMAR Team Lorini	19 (-101)												
SMITH Kyle	19	8		11									
9 EAB antwest Racing	17 (-103)												
WEST Anthony	17		10	7									
10 Kawasaki Puccetti Racing	14 (-106)												
MORAIS Sheridan	9			9									
SOFUOGLU Kenan	3	3											
OKUBO Hikari	2	2											
11 Team Hartog - Against Cancer	14 (-106)												
HARTOG Rob	14			6	8								
12 CORE Kawasaki Thailand Racing Team	11 (-109)												
WAROKORN Thitipong	11		11										
13 Yamaha Thailand Racing Team	10 (-110)												
WILAIROT Ratthapong	8		8										
KRAISART Decha	2		2										
14 Racedays	5 (-115)												
SOOMER Hannes	5				5								
15 Sterkman Motorsport by HRP	4 (-116)												
LAHTI Eemeli	4			3	1								
16 Chromeburner Wayne's Racingteam MtM	2 (-118)												
TESSELS Wayne	2				2								
17 Team GoEleven Kawasaki	2 (-118)												
CANDUCCI Michael	2			2									
18 Cube Racing	1 (-119)												
TOPARIS Tom	1	1											

The time penalty applied to N. 81 (Stapleford L.) has been cancelled

22/04/2018 * Independent teams

These data/results cannot be reproduced, stored and/or transmitted in whole or in part by any manner of electronic, mechanical, photocopying, recording, broadcasting or otherwise now known or herein after developed without the previous express consent by the copyright owner, except for reproduction in daily press and regular printed publications on sale to the public within 60 days of the event related to those data/results and always provided that copyright symbol appears together as follows below.

© DORNA WSBK ORGANIZATION Srl 2018

FICR PERUGIA TIMING


Official Tyre Supplier



Official Timekeeper