

Dutch Round, 20-21-22 April 2018

World Supersport - Free Practices Combined Results

TT Circuit Assen 4.542 m

No.	Rider	Nat	Team	Bike	Class	FP1	FP2	Time	Gap	Rel.	Avg Laps
1	21 R. KRUMMENACHER	SUI	BARDAHL Evan Bros. WorldSSP Team	Yamaha YZF R6		1'38.527	1'38.116	1'38.116			166,652 38
2	11 S. CORTESE	GER	Kallio Racing	Yamaha YZF R6		1'38.600	1'38.150	1'38.150	0.034	0.034	166,594 38
3	16 J. CLUZEL	FRA	NRT	Yamaha YZF R6		1'39.035	1'38.676	1'38.676	0.560	0.526	165,706 34
4	81 L. STAPLEFORD	GBR	Profile Racing	Triumph Daytona 675		1'39.728	1'38.994	1'38.994	0.878	0.318	165,174 32
5	3 R. DE ROSA	ITA	MV Agusta Reparto Corse by Vamag	MV Agusta F3 675		1'39.802	1'39.107	1'39.107	0.991	0.113	164,985 41
6	64 F. CARICASULO	ITA	GRT Yamaha Official WorldSSP Team	Yamaha YZF R6		1'39.933	1'39.114	1'39.114	0.998	0.007	164,974 39
7	144 L. MAHIAS	FRA	GRT Yamaha Official WorldSSP Team	Yamaha YZF R6		1'39.496	1'39.255	1'39.255	1.139	0.141	164,739 33
8	78 H. OKUBO	JPN	Kawasaki Puccetti Racing	Kawasaki ZX-6R		1'40.033	1'39.278	1'39.278	1.162	0.023	164,701 37
9	47 R. HARTOG	NED	Team Hartog - Against Cancer	Kawasaki ZX-6R	ESS	1'39.393	1'39.378	1'39.378	1.262	0.100	164,535 42
10	66 N. TUULI	FIN	CIA Landlord Insurance Honda	Honda CBR600RR		1'39.721	1'39.520	1'39.520	1.404	0.142	164,301 34
11	32 S. MORAIS	POR	Kawasaki Puccetti Racing	Kawasaki ZX-6R		1'40.102	1'39.542	1'39.542	1.426	0.022	164,264 40
12	86 A. BADOVINI	ITA	MV Agusta Reparto Corse by Vamag	MV Agusta F3 675		1'40.313	1'39.668	1'39.668	1.552	0.126	164,057 35
13	111 K. SMITH	GBR	GEMAR Team Lorini	Honda CBR600RR		1'39.864	1'39.762	1'39.762	1.646	0.094	163,902 39
14	22 E. LAHTI	FIN	Sterkman Motorsport by HRP	Suzuki GSX-R600	ESS	1'40.092	1'39.788	1'39.788	1.672	0.026	163,859 43
15	13 A. WEST	AUS	EAB antwest Racing	Kawasaki ZX-6R		1'40.096	1'40.096	1'40.096	1.980	0.308	163,355 17
16	36 T. GRADINGER	AUT	NRT	Yamaha YZF R6		1'40.324	1'40.191	1'40.191	2.075	0.095	163,200 37
17	35 S. HILL	GBR	Profile Racing	Triumph Daytona 675		1'40.682	1'40.458	1'40.458	2.342	0.267	162,767 38
18	10 N. CALERO	ESP	Orelac Racing VerdNatura	Kawasaki ZX-6R		1'41.065	1'40.477	1'40.477	2.361	0.019	162,736 35
19	38 H. SOOMER	EST	Racedays	Honda CBR600RR		1'40.662	1'40.669	1'40.662	2.546	0.185	162,437 41
20	77 W. TESSELS	NED	Chromeburner Wayne's Racingteam MTM	Kawasaki ZX-6R	ESS	1'40.765	1'40.679	1'40.679	2.563	0.017	162,409 44
21	84 L. CRESSON	BEL	Kallio Racing	Yamaha YZF R6		1'41.101	1'40.778	1'40.778	2.662	0.099	162,250 42
22	96 A. IRWIN	GBR	CIA Landlord Insurance Honda	Honda CBR600RR		1'40.810	1'41.382	1'40.810	2.694	0.032	162,198 42
23	65 M. CANDUCCI	ITA	Team GoEleven Kawasaki	Kawasaki ZX-6R		1'41.287	1'40.973	1'40.973	2.857	0.163	161,936 37
24	62 V. VAN DER VALK	NED	Benro Racing	Yamaha YZF R6		1'41.908	1'41.346	1'41.346	3.230	0.373	161,340 38
25	15 A. COPPOLA	ITA	GRT Yamaha Official WorldSSP Junior Team	Yamaha YZF R6	ESS	1'42.317	1'41.464	1'41.464	3.348	0.118	161,153 41
26	74 J. VAN SIKKELERUS	NED	GEMAR Team Lorini	Honda CBR600RR		1'41.712	1'41.522	1'41.522	3.406	0.058	161,061 40
27	56 P. SEBESTYEN	HUN	SSP Hungary Racing	Kawasaki ZX-6R	ESS	1'42.356	1'41.575	1'41.575	3.459	0.053	160,977 41
28	83 L. EPIS	AUS	Team GoEleven Kawasaki	Kawasaki ZX-6R		1'42.388	1'44.160	1'42.388	4.272	0.813	159,698 19

20/04/2018

These data/results cannot be reproduced, stored and/or transmitted in whole or in part by any manner of electronic, mechanical, photocopying, recording, broadcasting or otherwise now known or herein after developed without the previous express consent by the copyright owner, except for reproduction in daily press and regular printed publications on sale to the public within 60 days of the event related to those data/results and always provided that copyright symbol appears together as follows below.

© DORNA WSBK ORGANIZATION Srl 2018

FICR PERUGIA TIMING



Official Tyre Supplier



Official Timekeeper

Dutch Round, 20-21-22 April 2018

World Supersport - Results Free Practice 2nd Session

No.	Rider	Nat	Team	Bike	Class	Time	Gap	Rel.	Laps	Speed	
										Avg	Max
1	21 R. KRUMMENACHER	SUI	BARDAHL Evan Bros. WorldSSP Team	Yamaha YZF R6		1'38.116			19	166,652	248,8
2	11 S. CORTESE	GER	Kallio Racing	Yamaha YZF R6		1'38.150	0.034	0.034	19	166,594	249,4
3	16 J. CLUZEL	FRA	NRT	Yamaha YZF R6		1'38.676	0.560	0.526	17	165,706	250,0
4	81 L. STAPLEFORD	GBR	Profile Racing	Triumph Daytona 675		1'38.994	0.878	0.318	16	165,174	244,9
5	3 R. DE ROSA	ITA	MV Agusta Reparto Corse by Vamag	MV Agusta F3 675		1'39.107	0.991	0.113	22	164,985	246,6
6	64 F. CARICASULO	ITA	GRT Yamaha Official WorldSSP Team	Yamaha YZF R6		1'39.114	0.998	0.007	20	164,974	242,7
7	144 L. MAHIAS	FRA	GRT Yamaha Official WorldSSP Team	Yamaha YZF R6		1'39.255	1.139	0.141	22	164,739	243,8
8	78 H. OKUBO	JPN	Kawasaki Puccetti Racing	Kawasaki ZX-6R		1'39.278	1.162	0.023	18	164,701	247,7
9	47 R. HARTOG	NED	Team Hartog - Against Cancer	Kawasaki ZX-6R	ESS	1'39.378	1.262	0.100	21	164,535	248,3
10	66 N. TUULI	FIN	CIA Landlord Insurance Honda	Honda CBR600RR		1'39.520	1.404	0.142	17	164,301	242,2
11	32 S. MORAIS	POR	Kawasaki Puccetti Racing	Kawasaki ZX-6R		1'39.542	1.426	0.022	22	164,264	248,8
12	86 A. BADOVINI	ITA	MV Agusta Reparto Corse by Vamag	MV Agusta F3 675		1'39.668	1.552	0.126	17	164,057	241,1
13	111 K. SMITH	GBR	GEMAR Team Lorini	Honda CBR600RR		1'39.762	1.646	0.094	19	163,902	246,0
14	22 E. LAHTI	FIN	Sterkman Motorsport by HRP	Suzuki GSX-R600	ESS	1'39.788	1.672	0.026	21	163,859	243,2
15	36 T. GRADINGER	AUT	NRT	Yamaha YZF R6		1'40.191	2.075	0.403	18	163,200	249,4
16	35 S. HILL	GBR	Profile Racing	Triumph Daytona 675		1'40.458	2.342	0.267	20	162,767	237,9
17	10 N. CALERO	ESP	Orelac Racing VerdNatura	Kawasaki ZX-6R		1'40.477	2.361	0.019	16	162,736	242,2
18	38 H. SOOMER	EST	Racedays	Honda CBR600RR		1'40.669	2.553	0.192	20	162,425	242,7
19	77 W. TESSELS	NED	Chromeburner Wayne's Racingteam MtM	Kawasaki ZX-6R	ESS	1'40.679	2.563	0.010	21	162,409	241,6
20	84 L. CRESSON	BEL	Kallio Racing	Yamaha YZF R6		1'40.778	2.662	0.099	20	162,250	249,4
21	65 M. CANDUCCI	ITA	Team GoEleven Kawasaki	Kawasaki ZX-6R		1'40.973	2.857	0.195	17	161,936	239,5
22	62 V. VAN DER VALK	NED	Benro Racing	Yamaha YZF R6		1'41.346	3.230	0.373	18	161,340	242,2
23	96 A. IRWIN	GBR	CIA Landlord Insurance Honda	Honda CBR600RR		1'41.382	3.266	0.036	20	161,283	242,2
24	15 A. COPPOLA	ITA	GRT Yamaha Official WorldSSP Junior Team	Yamaha YZF R6	ESS	1'41.464	3.348	0.082	21	161,153	239,5
25	74 J. VAN SIKKELERUS	NED	GEMAR Team Lorini	Honda CBR600RR		1'41.522	3.406	0.058	19	161,061	238,9
26	56 P. SEBESTYEN	HUN	SSP Hungary Racing	Kawasaki ZX-6R	ESS	1'41.575	3.459	0.053	20	160,977	242,2
27	83 L. EPIS	AUS	Team GoEleven Kawasaki	Kawasaki ZX-6R		1'44.160	6.044	2.585	1	156,982	240,5
----- Out 107% in this Session -----											
28	13 A. WEST	AUS	EAB antwest Racing	Kawasaki ZX-6R					0		

Qualifying Lap Time (107% of 1'38.116): 1'44.985

N.13 (West A.) has been declared unfit after FP1

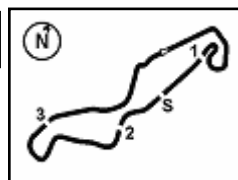
AIR	Humidity:	42%	Temp:	26°C
TRACK	Condition:	Dry	Temp:	37°C

Records	Pole (SP2)	2017 K.Sofuoglu	1'37.805	167,180	Km/h
	Race (RC)	2015 J.Cluzel	1'38.184	166,540	Km/h
	Circuit (SP2)	2017 K.Sofuoglu	1'37.805	167,180	Km/h

Start 20/04/2018 15:10 End 16:01 The results are provisional until the end of the time limit for protests and appeals and the completion of the technical checks.

These data/results cannot be reproduced, stored and/or transmitted in whole or in part by any manner of electronic, mechanical, photocopying, recording, broadcasting or otherwise now known or herein after developed without the previous express consent by the copyright owner, except for reproduction in daily press and regular printed publications on sale to the public within 60 days of the event related to those data/results and always provided that copyright symbol appears together as follows below.

© DORNA WSBK ORGANIZATION Srl 2018



Dutch Round, 20-21-22 April 2018

World Supersport - Results Free Practice 2nd Session

Session Highlights

Local Time	No. Rider	Description
15.10.00		Start
15.10.10		WorldSSP Pit Intervention Time: 1min 16secs
15.12.04	15 A. COPPOLA	On the Gravel - Turn 17
15.12.32	15 A. COPPOLA	Re-joined
15.15.42	83 L. EPIS	Technical Problem - Turn 11
15.20.38	16 J. CLUZEL	Check Transponder Connection to the Battery
15.24.23	78 H. OKUBO	On the Gravel - Re-Joined - Turn 1
15.29.33	84 L. CRESSON	On the Gravel - Re-Joined - Turn 2
15.38.54	36 T. GRADINGER	On the Gravel - Re-Joined - Turn 9
15.39.22	47 R. HARTOG	On the Gravel - Re-Joined - Turn 2
15.39.27	10 N. CALERO	On the Gravel - Re-Joined - Turn 2
15.40.39	35 S. HILL	On the Gravel - Re-Joined - Turn 10
15.41.25	144 L. MAHIAS	On the Gravel - Re-Joined - Turn 2
15.44.27	78 H. OKUBO	On the Gravel - Re-Joined - Turn 9
15.44.47	38 H. SOOMER	Lap Cancelled (1'42.390) - Exceeded Track Limits - Turn 17
15.48.14	144 L. MAHIAS	On the Gravel - Re-Joined - Turn 2
15.48.19	84 L. CRESSON	On the Gravel - Re-Joined - Turn 2
15.48.22	36 T. GRADINGER	On the Gravel - Re-Joined - Turn 2
15.53.38	74 J. VAN SIKKELERUS	On the Gravel - Re-Joined - Turn 2
15.54.38	74 J. VAN SIKKELERUS	On the Gravel - Re-Joined - Turn 9
15.57.14	38 H. SOOMER	Lap Cancelled (1'40.782) - Exceeded Track Limits - Turn 17
15.57.38	38 H. SOOMER	Lap Cancelled (1'40.666) - Exceeded Track Limits - Turn 17
15.58.20	16 J. CLUZEL	On the Gravel - Re-Joined - Turn 2
15.59.00	74 J. VAN SIKKELERUS	On the Gravel - Re-Joined - Turn 2
15.59.26	144 L. MAHIAS	Current Lap Cancelled - Exceeded Track Limits - Turn 17
16.00.00	22 E. LAHTI	Crashed - Turn 3
16.00.16	144 L. MAHIAS	Lap Cancelled (1'38.522) - Exceeded Track Limits - Turn 17
16.00.38	47 R. HARTOG	Lap Cancelled (1'39.915) - Exceeded Track Limits - Turn 17
16.01.56		End Of Session

Fastest Laps Sequence

No.	Rider	Nat	Team	Bike	Local Time	Time	Gap	Avg
144	L. MAHIAS	FRA	GRT Yamaha Official WorldSSP Team	Yamaha YZF R6	15:13'24.332	1'40.128		163,303
21	R. KRUMMENACHER	SUI	BARDAHL Evan Bros. WorldSSP Team	Yamaha YZF R6	15:13'26.414	1'39.992	-0.136	163,525
144	L. MAHIAS	FRA	GRT Yamaha Official WorldSSP Team	Yamaha YZF R6	15:15'03.791	1'39.459	-0.533	164,401
21	R. KRUMMENACHER	SUI	BARDAHL Evan Bros. WorldSSP Team	Yamaha YZF R6	15:20'04.635	1'39.348	-0.111	164,585
21	R. KRUMMENACHER	SUI	BARDAHL Evan Bros. WorldSSP Team	Yamaha YZF R6	15:21'43.807	1'39.172	-0.176	164,877
21	R. KRUMMENACHER	SUI	BARDAHL Evan Bros. WorldSSP Team	Yamaha YZF R6	15:33'38.790	1'38.540	-0.632	165,935
21	R. KRUMMENACHER	SUI	BARDAHL Evan Bros. WorldSSP Team	Yamaha YZF R6	15:55'22.330	1'38.116	-0.424	166,652

Start 15:10 End 16:01 The results are provisional until the end of the time limit for protests and appeals and the completion of the technical checks.

These data/results cannot be reproduced, stored and/or transmitted in whole or in part by any manner of electronic, mechanical, photocopying, recording, broadcasting or otherwise now known or herein after developed without the previous express consent by the copyright owner, except for reproduction in daily press and regular printed publications on sale to the public within 60 days of the event related to those data/results and always provided that copyright symbol appears together as follows below.

© DORNA WSBK ORGANIZATION Srl 2018

Dutch Round, 20-21-22 April 2018

World Supersport - Best Sectors & Speed Free Practice 2nd Session

TT Circuit Assen 4.542 m

BEST LAP

1	21 R. KRUMMENACHER	Yamaha YZF R6	1'38.116
2	11 S. CORTESE	Yamaha YZF R6	1'38.150
3	16 J. CLUZEL	Yamaha YZF R6	1'38.676
4	81 L. STAPLEFORD	Triumph Daytona 675	1'38.994
5	3 R. DE ROSA	MV Agusta F3 675	1'39.107
6	64 F. CARICASULO	Yamaha YZF R6	1'39.114
7	144 L. MAHIAS	Yamaha YZF R6	1'39.255
8	78 H. OKUBO	Kawasaki ZX-6R	1'39.278
9	47 R. HARTOG	Kawasaki ZX-6R	1'39.378
10	66 N. TUULI	Honda CBR600RR	1'39.520
11	32 S. MORAIS	Kawasaki ZX-6R	1'39.542
12	86 A. BADOVINI	MV Agusta F3 675	1'39.668
13	111 K. SMITH	Honda CBR600RR	1'39.762
14	22 E. LAHTI	Suzuki GSX-R600	1'39.788
15	36 T. GRADINGER	Yamaha YZF R6	1'40.191
16	35 S. HILL	Triumph Daytona 675	1'40.458
17	10 N. CALERO	Kawasaki ZX-6R	1'40.477
18	38 H. SOOMER	Honda CBR600RR	1'40.669
19	77 W. TESSELS	Kawasaki ZX-6R	1'40.679
20	84 L. CRESSON	Yamaha YZF R6	1'40.778
21	65 M. CANDUCCI	Kawasaki ZX-6R	1'40.973
22	62 V. VAN DER VALK	Yamaha YZF R6	1'41.346
23	96 A. IRWIN	Honda CBR600RR	1'41.382
24	15 A. COPPOLA	Yamaha YZF R6	1'41.464
25	74 J. VAN SIKKELERUS	Honda CBR600RR	1'41.522
26	56 P. SEBESTYEN	Kawasaki ZX-6R	1'41.575
27	83 L. EPIS	Kawasaki ZX-6R	1'44.160
28	13 A. WEST	Kawasaki ZX-6R	

SPEED

1	16 J. CLUZEL	Yamaha YZF R6	250,0
2	84 L. CRESSON	Yamaha YZF R6	249,4
3	36 T. GRADINGER	Yamaha YZF R6	249,4
4	11 S. CORTESE	Yamaha YZF R6	249,4
5	21 R. KRUMMENACHER	Yamaha YZF R6	248,8
6	32 S. MORAIS	Kawasaki ZX-6R	248,8
7	47 R. HARTOG	Kawasaki ZX-6R	248,3
8	78 H. OKUBO	Kawasaki ZX-6R	247,7
9	3 R. DE ROSA	MV Agusta F3 675	246,6
10	111 K. SMITH	Honda CBR600RR	246,0
11	81 L. STAPLEFORD	Triumph Daytona 675	244,9
12	144 L. MAHIAS	Yamaha YZF R6	243,8
13	22 E. LAHTI	Suzuki GSX-R600	243,2
14	64 F. CARICASULO	Yamaha YZF R6	242,7
15	38 H. SOOMER	Honda CBR600RR	242,7
16	62 V. VAN DER VALK	Yamaha YZF R6	242,2
17	10 N. CALERO	Kawasaki ZX-6R	242,2
18	96 A. IRWIN	Honda CBR600RR	242,2
19	56 P. SEBESTYEN	Kawasaki ZX-6R	242,2
20	66 N. TUULI	Honda CBR600RR	242,2
21	77 W. TESSELS	Kawasaki ZX-6R	241,6
22	86 A. BADOVINI	MV Agusta F3 675	241,1
23	83 L. EPIS	Kawasaki ZX-6R	240,5
24	65 M. CANDUCCI	Kawasaki ZX-6R	239,5
25	15 A. COPPOLA	Yamaha YZF R6	239,5
26	74 J. VAN SIKKELERUS	Honda CBR600RR	238,9
27	35 S. HILL	Triumph Daytona 675	237,9

SEG. 1

1	21 R. KRUMMENACHER	32.163
2	144 L. MAHIAS	32.171
3	11 S. CORTESE	32.298
4	3 R. DE ROSA	32.305
5	16 J. CLUZEL	32.392
6	78 H. OKUBO	32.409
7	64 F. CARICASULO	32.419
8	81 L. STAPLEFORD	32.444
9	66 N. TUULI	32.487
10	111 K. SMITH	32.581
11	86 A. BADOVINI	32.596
12	32 S. MORAIS	32.636
13	22 E. LAHTI	32.651
14	47 R. HARTOG	32.680
15	38 H. SOOMER	32.795
16	10 N. CALERO	32.908
17	36 T. GRADINGER	33.002
18	15 A. COPPOLA	33.015
19	35 S. HILL	33.022
20	77 W. TESSELS	33.100
21	65 M. CANDUCCI	33.112
22	56 P. SEBESTYEN	33.130
23	62 V. VAN DER VALK	33.131
24	84 L. CRESSON	33.134
25	96 A. IRWIN	33.155
26	74 J. VAN SIKKELERUS	33.204
27	83 L. EPIS	33.910

SEG. 2

1	11 S. CORTESE	15.174
2	21 R. KRUMMENACHER	15.176
3	16 J. CLUZEL	15.274
4	47 R. HARTOG	15.275
5	144 L. MAHIAS	15.276
6	3 R. DE ROSA	15.328
7	32 S. MORAIS	15.380
8	22 E. LAHTI	15.399
9	64 F. CARICASULO	15.403
10	111 K. SMITH	15.425
11	78 H. OKUBO	15.431
12	77 W. TESSELS	15.446
13	81 L. STAPLEFORD	15.449
14	36 T. GRADINGER	15.456
15	66 N. TUULI	15.475
16	84 L. CRESSON	15.488
17	86 A. BADOVINI	15.503
18	35 S. HILL	15.558
19	10 N. CALERO	15.593
20	65 M. CANDUCCI	15.644
21	38 H. SOOMER	15.682
22	15 A. COPPOLA	15.702
23	74 J. VAN SIKKELERUS	15.772
24	56 P. SEBESTYEN	15.786
25	83 L. EPIS	15.789
26	96 A. IRWIN	15.817
27	62 V. VAN DER VALK	15.838

SEG. 3

1	21 R. KRUMMENACHER	28.176
2	11 S. CORTESE	28.197
3	81 L. STAPLEFORD	28.199
4	144 L. MAHIAS	28.247
5	16 J. CLUZEL	28.369
6	47 R. HARTOG	28.457
7	66 N. TUULI	28.484
8	64 F. CARICASULO	28.497
9	78 H. OKUBO	28.506
10	3 R. DE ROSA	28.544
11	86 A. BADOVINI	28.549
12	32 S. MORAIS	28.553
13	22 E. LAHTI	28.560
14	36 T. GRADINGER	28.568
15	35 S. HILL	28.622
16	111 K. SMITH	28.632
17	65 M. CANDUCCI	28.672
18	10 N. CALERO	28.711
19	62 V. VAN DER VALK	28.791
20	77 W. TESSELS	28.824
21	84 L. CRESSON	28.835
22	15 A. COPPOLA	28.858
23	38 H. SOOMER	28.872
24	74 J. VAN SIKKELERUS	28.957
25	96 A. IRWIN	28.962
26	56 P. SEBESTYEN	29.073
27	83 L. EPIS	29.986

SEG. 4

1	11 S. CORTESE	22.403
2	16 J. CLUZEL	22.530
3	21 R. KRUMMENACHER	22.563
4	64 F. CARICASULO	22.678
5	81 L. STAPLEFORD	22.734
6	86 A. BADOVINI	22.736
7	32 S. MORAIS	22.739
8	3 R. DE ROSA	22.746
9	144 L. MAHIAS	22.761
10	47 R. HARTOG	22.789
11	78 H. OKUBO	22.869
12	111 K. SMITH	22.889
13	66 N. TUULI	22.933
14	35 S. HILL	22.989
15	36 T. GRADINGER	22.991
16	22 E. LAHTI	23.052
17	10 N. CALERO	23.149
18	77 W. TESSELS	23.165
19	38 H. SOOMER	23.174
20	96 A. IRWIN	23.243
21	84 L. CRESSON	23.251
22	65 M. CANDUCCI	23.343
23	74 J. VAN SIKKELERUS	23.424
24	56 P. SEBESTYEN	23.466
25	62 V. VAN DER VALK	23.467
26	15 A. COPPOLA	23.514
27	83 L. EPIS	24.029

20/04/2018

These data/results cannot be reproduced, stored and/or transmitted in whole or in part by any manner of electronic, mechanical, photocopying, recording, broadcasting or otherwise now known or herein after developed without the previous express consent by the copyright owner, except for reproduction in daily press and regular printed publications on sale to the public within 60 days of the event related to those data/results and always provided that copyright symbol appears together as follows below.

© DORNA WSBK ORGANIZATION Srl 2018

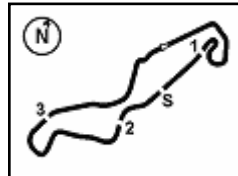
FICR PERUGIA TIMING



Official Tyre Supplier



Official Timekeeper



TT Circuit Assen 4.542 m

Dutch Round, 20-21-22 April 2018

World Supersport - Ideal Times Free Practice 2nd Session

No.	Rider	Nat	Bike	Seg. 1	Seg. 2	Seg. 3	Seg. 4	Ideal Time		
				Diff. 1	Diff. 2	Diff. 3	Diff. 4	Best Lap	Pos.	Diff.
1	11 S. CORTESE	GER	Yamaha YZF R6	32.298	15.174	28.197 0.078	22.403	1'38.072	3	0.078
2	21 R. KRUMMENACHER	SUI	Yamaha YZF R6	32.163	15.176 0.038	28.176	22.563	1'38.078	2	0.038
3	144 L. MAHIAS	FRA	Yamaha YZF R6	32.171 0.375	15.276 0.089	28.247 0.195	22.761 0.141	1'38.455	8	0.800
4	16 J. CLUZEL	FRA	Yamaha YZF R6	32.392 0.076	15.274 0.035	28.369	22.530	1'38.565	4	0.111
5	81 L. STAPLEFORD	GBR	Triumph Daytona 675	32.444	15.449 0.137	28.199	22.734 0.031	1'38.826	5	0.168
6	3 R. DE ROSA	ITA	MV Agusta F3 675	32.305	15.328 0.124	28.544	22.746 0.060	1'38.923	6	0.184
7	64 F. CARICASULO	ITA	Yamaha YZF R6	32.419	15.403 0.039	28.497 0.046	22.678 0.032	1'38.997	7	0.117
8	47 R. HARTOG	NED	Kawasaki ZX-6R	32.680 0.168	15.275	28.457	22.789 0.009	1'39.201	10	0.177
9	78 H. OKUBO	JPN	Kawasaki ZX-6R	32.409	15.431	28.506	22.869 0.063	1'39.215	9	0.063
10	32 S. MORAIS	POR	Kawasaki ZX-6R	32.636 0.059	15.380 0.007	28.553 0.031	22.739 0.137	1'39.308	12	0.234
11	66 N. TUULI	FIN	Honda CBR600RR	32.487	15.475 0.100	28.484 0.041	22.933	1'39.379	11	0.141
12	86 A. BADOVINI	ITA	MV Agusta F3 675	32.596 0.271	15.503 0.013	28.549	22.736	1'39.384	13	0.284
13	111 K. SMITH	GBR	Honda CBR600RR	32.581 0.056	15.425 0.083	28.632	22.889 0.096	1'39.527	14	0.235
14	22 E. LAHTI	FIN	Suzuki GSX-R600	32.651	15.399 0.126	28.560	23.052	1'39.662	15	0.126
15	36 T. GRADINGER	AUT	Yamaha YZF R6	33.002	15.456 0.063	28.568	22.991 0.111	1'40.017	16	0.174
16	35 S. HILL	GBR	Triumph Daytona 675	33.022 0.003	15.558 0.136	28.622 0.128	22.989	1'40.191	17	0.267
17	10 N. CALERO	ESP	Kawasaki ZX-6R	32.908	15.593 0.094	28.711	23.149 0.022	1'40.361	18	0.116
18	38 H. SOOMER	EST	Honda CBR600RR	32.795	15.682 0.039	28.872 0.035	23.174 0.072	1'40.523	19	0.146
19	77 W. TESSELS	NED	Kawasaki ZX-6R	33.100 0.091	15.446 0.053	28.824	23.165	1'40.535	20	0.144
20	84 L. CRESSON	BEL	Yamaha YZF R6	33.134 0.056	15.488 0.014	28.835	23.251	1'40.708	21	0.070
21	65 M. CANDUCCI	ITA	Kawasaki ZX-6R	33.112 0.079	15.644	28.672	23.343 0.123	1'40.771	22	0.202
22	15 A. COPPOLA	ITA	Yamaha YZF R6	33.015 0.119	15.702 0.256	28.858	23.514	1'41.089	25	0.375
23	96 A. IRWIN	GBR	Honda CBR600RR	33.155	15.817	28.962 0.166	23.243 0.039	1'41.177	24	0.205
24	62 V. VAN DER VALK	NED	Yamaha YZF R6	33.131 0.013	15.838 0.050	28.791	23.467 0.056	1'41.227	23	0.119
25	74 J. VAN SIKKELERUS	NED	Honda CBR600RR	33.204	15.772 0.116	28.957	23.424 0.049	1'41.357	26	0.165
26	56 P. SEBESTYEN	HUN	Kawasaki ZX-6R	33.130	15.786 0.030	29.073 0.047	23.466 0.043	1'41.455	27	0.120
27	83 L. EPIS	AUS	Kawasaki ZX-6R	33.910 0.277	15.789 0.169	29.986	24.029	1'43.714	28	0.446
Overall Ideal Time				32.163	15.174	28.176	22.403	1'37.916		

20/04/2018

These data/results cannot be reproduced, stored and/or transmitted in whole or in part by any manner of electronic, mechanical, photocopying, recording, broadcasting or otherwise now known or herein after developed without the previous express consent by the copyright owner, except for reproduction in daily press and regular printed publications on sale to the public within 60 days of the event related to those data/results and always provided that copyright symbol appears together as follows below.

© DORNA WSBK ORGANIZATION Srl 2018

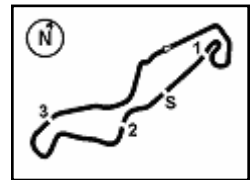
FICR PERUGIA TIMING



Official Tyre Supplier



Official Timekeeper


Dutch Round, 20-21-22 April 2018
World Supersport - Chronological Analysis Free Practice 2nd Session

TT Circuit Assen 4.542 m

1 / 5

1° 21 R. KRUMMENACHER (1'38.116)								4° 81 L. STAPLEFORD (1'38.994)							
Lap	Seg.1	Seg.2	Seg.3	Seg.4	Lap Time	km/h	Local Time	Lap	Seg.1	Seg.2	Seg.3	Seg.4	Lap Time	km/h	Local Time
1		16.072	29.437	23.552	243.2	15:11'46.422		17	35.271	15.545	34.562	23.661	1'49.039	247,1	15:59'31.039
2	33.079	15.441	28.672	22.800	1'39.992	248,8	15:13'26.414	18	32.484	15.274	28.520	22.658	1'38.936	249,4	16:01'09.975
3	32.953	15.323	28.482	22.816	1'39.574	244,9	15:15'05.988	4° 81 L. STAPLEFORD (1'38.994)							
4	32.512	15.340	28.551	23.214	1'39.617	245,5	15:16'45.605	Lap	Seg.1	Seg.2	Seg.3	Seg.4	Lap Time	km/h	Local Time
5	32.547	15.479	28.718	22.938	1'39.682	241,6	15:18'25.287	1		16.272	29.461	25.178	240,0	15:12'27.145	
6	32.480	15.357	28.593	22.918	1'39.348	243,2	15:20'04.635	2	32.992	15.588	28.754	23.019	1'40.353	243,2	15:14'07.498
7	32.385	15.324	28.678	22.785	1'39.172	242,7	15:21'43.807	3	32.817	15.481	28.520	22.772	1'39.590	244,9	15:15'47.088
8	34.190	15.681	29.728	33.406	1'53.005P	241,6	15:23'36.812	4	32.604	15.449	28.688	22.915	1'39.656	242,2	15:17'26.744
9	7'16.028	15.799	28.769	22.842	8'23.438P	241,6	15:32'00.250	5	32.801	15.562	28.471	22.821	1'39.655	242,2	15:19'06.399
10	32.164	15.199	28.432	22.745	1'38.540	244,3	15:33'38.790	6	32.776	15.529	28.362	22.734	1'39.401	242,7	15:20'45.800
11	32.326	15.386	28.370	22.581	1'38.663	244,3	15:35'17.453	7	32.669	15.813	31.159	38.347	1'57.988P	242,2	15:22'43.788
12	32.324	15.218	28.526	22.620	1'38.688	246,0	15:36'56.141	8	10'43.759	16.301	29.331	23.327	11'52.718P	237,4	15:34'36.506
13	32.338	15.176	28.597	24.277	1'40.388	247,1	15:38'36.529	9	32.707	15.527	28.627	22.989	1'39.850	241,1	15:36'16.356
14	32.350	15.399	28.496	22.739	1'38.984	241,6	15:40'15.513	10	32.683	15.564	28.550	22.839	1'39.636	243,2	15:37'55.992
15	32.545	15.673	28.972	32.836	1'50.026P	240,5	15:42'05.539	11	32.666	15.569	28.622	22.837	1'39.694	243,8	15:39'35.686
16	10'30.930	15.834	28.716	23.195	11'38.675P	241,1	15:53'44.214	12	35.139	17.751	30.947	36.603	2'00.440P	203,8	15:41'36.126
17	32.163	15.214	28.176	22.563	1'38.116	244,3	15:55'22.330	13	11'24.691	16.141	28.738	23.191	12'32.761P	237,4	15:54'08.887
18	32.205	15.434	28.348	22.738	1'38.725	243,8	15:57'01.055	14	32.605	15.558	28.491	22.876	1'39.530	237,9	15:55'48.417
19	32.396	15.660	28.916	23.644	1'40.616	242,2	15:58'41.671	15	32.507	15.562	28.467	22.798	1'39.334	237,9	15:57'27.751
20	32.720	15.714	29.035	23.444	1'40.913	243,2	16:00'22.584	16	32.444	15.586	28.199	22.765	1'38.994	239,5	15:59'06.745
								17	34.255	16.699	29.803	24.209	1'44.966	230,3	16:00'51.711

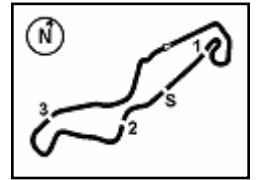
2° 11 S. CORTESE (1'38.150)								5° 3 R. DE ROSA (1'39.107)							
Lap	Seg.1	Seg.2	Seg.3	Seg.4	Lap Time	km/h	Local Time	Lap	Seg.1	Seg.2	Seg.3	Seg.4	Lap Time	km/h	Local Time
1		16.179	30.513	25.277	238,9	15:12'26.448		1		16.489	29.603	23.337	232,8	15:11'52.035	
2	32.927	15.591	28.698	23.119	1'40.335	241,6	15:14'06.783	2	32.902	15.477	28.667	23.256	1'40.302	242,7	15:13'32.337
3	32.840	15.480	28.701	22.943	1'39.964	242,7	15:15'46.747	3	32.915	15.328	28.562	22.790	1'39.595	245,5	15:15'11.932
4	32.558	15.385	28.757	23.095	1'39.795	241,1	15:17'26.542	4	32.827	15.607	29.065	23.207	1'40.706	246,6	15:16'52.638
5	32.586	15.438	28.527	22.966	1'39.517	242,2	15:19'06.059	5	32.792	15.716	29.403	23.150	1'41.061	246,0	15:18'33.699
6	32.680	15.455	28.505	22.804	1'39.444	244,3	15:20'45.503	6	33.093	15.469	28.995	23.007	1'40.564	246,6	15:20'14.263
7	32.649	15.362	28.655	23.661	1'40.327	243,2	15:22'25.830	7	32.926	15.525	28.895	23.330	1'40.676	240,0	15:21'54.939
8	32.742	15.716	28.635	34.803	1'51.896P	243,2	15:24'17.726	8	32.930	15.533	28.947	23.007	1'40.417	238,9	15:23'35.356
9	8'51.612	16.178	31.501	23.103	10'02.394P	241,6	15:34'20.120	9	32.826	15.444	28.627	22.834	1'39.731	240,5	15:25'15.087
10	32.498	15.432	28.460	22.798	1'39.188	237,9	15:35'59.308	10	32.615	15.744	28.786	23.025	1'40.170	237,4	15:26'55.257
11	32.737	15.468	28.639	22.904	1'39.748	240,0	15:37'39.056	11	32.794	15.536	28.766	23.002	1'40.098	238,9	15:28'35.355
12	35.888	16.655	29.411	23.411	1'45.365	227,8	15:39'24.421	12	32.588	15.445	28.687	22.888	1'39.608	239,5	15:30'14.963
13	32.705	15.380	28.444	23.058	1'39.587	244,3	15:41'04.008	13	32.660	15.475	28.733	22.840	1'39.708	243,8	15:31'54.671
14	32.694	15.292	28.382	22.856	1'39.224	246,0	15:42'43.232	14	39.811	16.476	30.340	35.220	2'01.847P	228,3	15:33'56.518
15	35.735	15.869	29.746	34.698	1'56.048P	243,2	15:44'39.280	15	7'35.995	17.266	32.642	23.183	8'49.086P	215,1	15:42'45.604
16	8'03.218	15.599	28.591	23.378	9'10.786P	242,7	15:53'05.066	16	32.705	15.593	28.949	22.914	1'40.161	240,0	15:44'25.765
17	32.298	15.174	28.275	22.403	1'38.150	240,5	15:55'28.216	17	32.811	15.487	28.768	22.986	1'40.052	241,1	15:46'05.817
18	32.697	15.654	28.965	23.230	1'40.546	249,4	15:57'08.762	18	35.455	16.661	30.322	34.939	1'57.377P	225,9	15:48'03.194
19	32.360	15.285	28.197	22.616	1'38.458	239,5	15:58'47.220	19	4'03.594	19.432	30.011	23.399	5'16.436P	193,9	15:53'19.630
20	32.718	15.314	28.239	22.647	1'38.918	247,1	16:00'26.138	20	32.578	15.481	28.579	22.746	1'39.384	238,9	15:54'59.014
								21	32.305	15.452	28.544	22.806	1'39.107	241,6	15:56'38.121
								22	38.100	16.986	31.384	24.457	1'50.927	213,4	15:58'29.048
								23	32.752	15.493	28.644	22.977	1'39.866	240,0	16:00'08.914

3° 16 J. CLUZEL (1'38.676)								6° 64 F. CARICASULO (1'39.114)							
Lap	Seg.1	Seg.2	Seg.3	Seg.4	Lap Time	km/h	Local Time	Lap	Seg.1	Seg.2	Seg.3	Seg.4	Lap Time	km/h	Local Time
1		16.591	30.019	23.225	237,9	15:12'44.415		1		16.033	29.536	23.440	238,4	15:11'43.066	
2	32.826	15.713	28.710	22.830	1'40.079	247,7	15:14'24.494	2	33.218	15.596	28.961	23.526	1'41.301	241,1	15:13'24.367
3	32.876	15.582	29.188	23.050	1'40.696	247,1	15:16'05.190	3	33.267	15.606	28.701	23.236	1'40.810	241,1	15:15'05.177
4	32.828	15.534	28.762	22.829	1'39.953	247,1	15:17'45.143	4	32.715	15.582	28.827	23.528	1'40.652	240,5	15:16'45.829
5	33.264	15.800	29.158	35.865	1'54.087P	244,9	15:19'39.230	5	33.079	15.591	28.848	33.644	1'51.162P	241,1	15:18'36.991
6	9'57.667	15.723	29.032	22.930	11'05.352P	244,9	15:30'44.582	6	5'20.126	15.775	29.306	23.129	6'28.336P	237,9	15:25'05.327
7	32.694	15.507	28.653	22.897	1'39.751	248,3	15:32'24.333	7	32.701	15.600	28.583	22.941	1'39.825	238,9	15:26'45.152
8	33.620	15.680	29.192	23.615	1'42.107	246,6	15:34'06.440	8	32.595	15.449	28.824	22.954	1'39.822	240,0	15:28'24.974
9	32.657	15.422	28.598	22.748	1'39.425	250,0	15:35'45.865	9	32.804	15.558	28.984	23.075	1'40.421	238,9	15:30'05.395
10	33.501	15.746	29.320	35.617	1'54.184P	248,8	15:37'40.049	10	32.697	15.523	28.672	22.983	1'39.875	239,5	15:31'45.270
11	2'14.951	15.729	28.883	22.928	3'22.491P	246,0	15:41'02.540	11	33.100	15.805	29.001	34.747	1'52.653P	238,4	15:33'37.923
12	32.774	15.393	28.547	35.247	1'51.961P	250,0	15:42'54.501	12	6'04.020	15.733	28.855	23.124	7'11.732P	237,9	15:40'49.655
13	8'35.227	16.024	29.477	22.992	9'43.720P	246,0	15:52'38.221	13	32.664	15.403	28.727	23.094	1'39.888	242,2	15:42'29.543
14	32.468	15.309	28.369	22.530	1'38.676	248,8	15:54'16.897								
15	34.896	16.420	31.006	23.515	1'45.837	230,8	15:56'02.734								
16	32.392	15.283	28.521	23.070	1'39.266	250,0	15:57'42.000								

20/04/2018 P = Pits In/Out - C = Lap Time Cancelled

These data/results cannot be reproduced, stored and/or transmitted in whole or in part by any manner of electronic, mechanical, photocopying, recording, broadcasting or otherwise now known or herein after developed without the previous express consent by the copyright owner, except for reproduction in daily press and regular printed publications on sale to the public within 60 days of the event related to those data/results and always provided that copyright symbol appears together as follows below.

© DORNA WSBK ORGANIZATION Srl 2018



Dutch Round, 20-21-22 April 2018

World Supersport - Chronological Analysis Free Practice 2nd Session

TT Circuit Assen 4.542 m

2 / 5

14	32.694	15.485	28.883	23.034	1'40.096	240,5	15:44'09.639	6	34.944	15.623	29.076	23.896	1'43.539	244,9	15:20'17.593
15	32.712	15.501	28.768	22.987	1'39.968	241,6	15:45'49.607	7	33.320	15.596	28.858	23.161	1'40.935	244,3	15:21'58.528
16	34.548	15.669	29.216	33.733	1'53.166P	239,5	15:47'42.773	8	34.510	15.894	29.433	34.401	1'54.238P	241,1	15:23'52.766
17	4'57.508	15.589	28.693	23.735	6'05.525P	240,5	15:53'48.298	9	5'11.292	15.682	28.775	23.122	6'18.871P	236,8	15:30'11.637
18	32.419	15.442	28.543	22.710	1'39.114	240,5	15:55'27.412	10	32.786	15.401	28.828	22.977	1'39.992	241,1	15:31'51.629
19	32.768	15.461	28.629	22.678	1'39.536	242,2	15:57'06.948	11	32.942	15.413	30.112	25.001	1'43.468	238,9	15:33'35.097
20	32.612	15.414	28.541	22.918	1'39.485	242,2	15:58'46.433	12	32.858	15.397	28.657	22.789	1'39.701	241,6	15:35'14.798
21	32.603	15.526	28.497	22.872	1'39.498	242,7	16:00'25.931	13	33.210	15.451	28.783	23.033	1'40.477	242,2	15:36'55.275

7° 144 L. MAHIAS (1'39.255)							
Lap	Seg.1	Seg.2	Seg.3	Seg.4	Lap Time	km/h	Local Time
1		16.117	29.311	23.682		240,5	15:11'44.204
2	32.705	15.550	28.520	23.353	1'40.128	243,2	15:13'24.332
3	32.643	15.433	28.325	23.058	1'39.459	241,6	15:15'03.791
4	32.403	15.558	28.709	23.095	1'39.765	240,5	15:16'43.556
5	35.647	15.623	28.635	34.364	1'54.269P	242,7	15:18'37.825
6	7'53.940	15.993	29.044	23.401	9'02.378P	235,3	15:27'40.203
7	32.417	15.544	28.430	22.944	1'39.335	240,0	15:29'19.538
8	32.546	15.365	28.442	22.902	1'39.255	241,1	15:30'58.793
9	32.552	15.410	28.551	23.031	1'39.544	241,1	15:32'38.337
10	32.687	15.603	28.637	23.020	1'39.947	242,7	15:34'18.284
11	32.766	15.450	28.938	23.428	1'40.582	241,6	15:35'58.866
12	35.264	15.492	28.692	22.973	1'42.421	242,7	15:37'41.287
13	32.953	15.535	28.798	23.071	1'40.357	241,1	15:39'21.644
14	32.764	15.471	28.643	22.868	1'39.746	240,5	15:41'01.390
15	36.187	15.434	28.638	22.971	1'43.230	243,8	15:42'44.620
16	32.568	15.402	28.558	22.761	1'39.289	242,2	15:44'23.909
17	32.693	15.376	28.390	22.948	1'39.407	240,0	15:46'03.316
18	32.849	15.413	28.411	22.823	1'39.496	241,6	15:47'42.812
19	40.562	16.533	29.895	34.805	2'01.795P	223,1	15:49'44.607
20	5'33.256	19.658	30.110	23.064	6'46.088P	154,1	15:56'30.695
21	32.171	15.371	28.247	22.733	1'38.522C	240,5	15:58'09.217
22	32.417	15.276	28.375	22.836	1'38.904C	242,2	15:59'48.121
23	32.950	16.337	36.369	23.869	1'49.525	239,5	16:01'37.646

8° 78 H. OKUBO (1'39.278)							
Lap	Seg.1	Seg.2	Seg.3	Seg.4	Lap Time	km/h	Local Time
1		15.889	29.630	23.557		243,8	15:11'44.847
2	33.317	15.665	29.000	23.212	1'41.194	243,2	15:13'26.041
3	33.634	15.559	28.823	23.137	1'41.153	246,6	15:15'07.194
4	41.609	15.827	29.483	35.948	2'02.867P	244,3	15:17'10.061
5	5'43.217	15.815	30.890	23.831	6'53.753P	240,5	15:24'03.814
6	40.375	15.920	29.214	23.322	1'48.831	239,5	15:25'52.645
7	33.338	15.874	29.107	23.188	1'41.507	238,9	15:27'34.152
8	33.772	15.678	29.256	34.856	1'53.562P	240,5	15:29'27.714
9	9'56.082	17.173	32.606	28.488	11'14.349P	224,5	15:40'42.063
10	33.046	15.696	28.726	23.105	1'40.573	241,1	15:42'22.636
11	34.696	15.896	38.967	23.886	1'53.445	240,0	15:44'16.081
12	32.749	15.499	28.553	22.899	1'39.700	244,3	15:45'55.781
13	32.922	15.508	29.134	23.357	1'40.921	247,7	15:47'36.702
14	33.845	15.878	29.369	35.218	1'54.310P	241,1	15:49'31.012
15	3'48.509	15.537	28.521	22.869	4'55.436P	242,7	15:54'26.448
16	32.409	15.431	28.506	22.932	1'39.278	244,3	15:56'05.726
17	33.037	15.829	28.692	23.379	1'40.937	243,8	15:57'46.663
18	32.962	15.617	28.954	23.347	1'40.880	243,8	15:59'27.543
19	32.907	15.593	28.735	23.128	1'40.363	242,7	16:01'07.906

9° 47 R. HARTOG (1'39.378)							
Lap	Seg.1	Seg.2	Seg.3	Seg.4	Lap Time	km/h	Local Time
1		16.098	29.393	23.391		239,5	15:11'47.209
2	33.179	15.560	29.084	23.225	1'41.048	243,8	15:13'28.257
3	33.291	15.574	29.184	23.192	1'41.241	248,3	15:15'09.498
4	33.544	15.577	29.164	23.074	1'41.359	237,9	15:16'50.857
5	32.931	15.500	28.960	25.806	1'43.197	241,1	15:18'34.054

10° 66 N. TUULI (1'39.520)							
Lap	Seg.1	Seg.2	Seg.3	Seg.4	Lap Time	km/h	Local Time
1		16.344	29.786	23.940		237,4	15:12'23.460
2	33.859	15.901	29.613	24.228	1'43.601	240,0	15:14'07.061
3	33.105	15.908	28.921	35.339	1'53.273P	242,2	15:16'00.334
4	2'42.428	16.010	29.101	23.219	3'50.758P	236,8	15:19'51.092
5	32.924	15.589	28.811	23.230	1'40.554	240,0	15:21'31.646
6	33.019	15.629	29.000	34.654	1'52.302P	240,0	15:23'23.948
7	7'51.589	16.119	29.100	23.362	9'00.170P	236,8	15:32'24.118
8	32.814	15.558	28.750	23.132	1'40.254	240,0	15:34'04.372
9	32.608	15.475	28.697	23.052	1'39.832	241,1	15:35'44.204
10	35.015	16.229	29.269	34.190	1'54.703P	233,3	15:37'38.907
11	4'19.510	15.773	28.971	23.227	5'27.481P	240,0	15:43'06.388
12	33.633	15.773	28.861	23.169	1'41.436	239,5	15:44'47.824
13	33.014	15.505	28.885	33.234	1'50.638P	242,2	15:46'38.462
14	6'35.549	15.891	29.035	22.963	7'43.438P	238,4	15:54'21.900
15	32.569	15.505	28.484	22.965	1'39.523	239,5	15:56'01.423
16	32.487	15.575	28.525	22.933	1'39.520	239,5	15:57'40.943
17	32.611	15.570	28.641	23.079	1'39.901	238,4	15:59'20.844
18	32.745	16.127	30.061	23.165	1'42.098	240,5	16:01'02.942

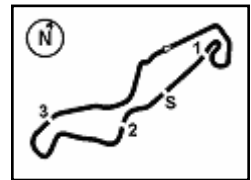
11° 32 S. MORAIS (1'39.542)							
Lap	Seg.1	Seg.2	Seg.3	Seg.4	Lap Time	km/h	Local Time
1		16.181	29.622	23.630		242,7	15:11'45.784
2	35.772	15.601	29.089	23.431	1'43.893	246,0	15:13'29.677
3	33.177	15.655	29.172	23.259	1'41.263	248,8	15:15'10.940
4	33.096	15.683	28.969	23.095	1'40.843	246,0	15:16'51.783
5	33.240	15.846	29.267	23.272	1'41.625	236,8	15:18'33.408
6	33.168	15.530	28.983	23.075	1'40.756	246,0	15:20'14.164
7	33.267	15.518	28.821	23.476	1'41.082	243,8	15:21'55.246
8	33.099	15.380	28.748	23.045	1'40.272	245,5	15:23'35.518
9	33.007	15.501	28.772	22.994	1'40.274	243,8	15:25'15.792
10	32.890	15.556	28.696	22.871	1'40.013	241,6	15:26'55.805
11	33.239	15.666	29.023	23.168	1'41.096	242,2	15:28'36.901
12	33.911	16.348	29.956	34.871	1'55.086P	232,8	15:30'31.987
13	7'33.678	16.125	29.016	23.400	8'42.219P	233,3	15:39'14.206
14	32.884	15.453	28.553	22.739	1'39.629	241,1	15:40'53.835
15	32.789	15.460	28.578	23.010	1'39.837	244,9	15:42'33.672
16	33.135	15.552	28.902	25.416	1'43.005	246,6	15:44'16.677
17	33.067	15.433	28.668	22.994	1'40.162	244,9	15:45'56.839
18	34.410	16.335	29.479	34.619	1'54.843P	226,9	15:47'51.682
19	4'44.984	16.122	28.941	23.007	5'53.054P	237,4	15:53'44.736
20	32.695	15.387	28.584	22.876	1'39.542	241,6	15:55'24.278
21	32.636	15.492	28.646	22.936	1'39.710	241,1	15:57'03.988
22	36.526	16.557	28.755	23.213	1'45.051	219,5	15:58'49.039
23	33.110	15.548	30.661	36.605	1'55.924P	242,2	16:00'44.963

20/04/2018 P = Pits In/Out - C = Lap Time Cancelled

These data/results cannot be reproduced, stored and/or transmitted in whole or in part by any manner of electronic, mechanical, photocopying, recording, broadcasting or otherwise now known or herein after developed without the previous express consent by the copyright owner, except for reproduction in daily press and regular printed publications on sale to the public within 60 days of the event related to those data/results and always provided that copyright symbol appears together as follows below.

© DORNA WSBK ORGANIZATION Srl 2018




Dutch Round, 20-21-22 April 2018
World Supersport - Chronological Analysis Free Practice 2nd Session

12° 86 A. BADOVINI (1'39.668)							
Lap	Seg.1	Seg.2	Seg.3	Seg.4	Lap Time	km/h	Local Time
1		17.810	33.040	23.994		210,1	15:12'07.082
2	33.482	15.743	28.774	23.044	1'41.043	241,1	15:13'48.125
3	33.186	15.612	28.943	23.048	1'40.789	240,0	15:15'28.914
4	32.892	15.588	28.977	23.178	1'40.635	238,9	15:17'09.549
5	32.947	15.577	28.789	22.999	1'40.312	238,4	15:18'49.861
6	33.115	15.648	28.820	23.155	1'40.738	237,9	15:20'30.599
7	34.749	16.262	29.603	33.987	1'54.601P	233,8	15:22'25.200
8	10'53.698	20.102	30.071	23.651	12'07.522P	153,2	15:34'32.722
9	33.056	15.649	28.819	23.158	1'40.682	241,1	15:36'13.404
10	33.329	15.766	29.022	23.099	1'41.216	240,0	15:37'54.620
11	33.013	15.648	28.941	23.172	1'40.774	238,4	15:39'35.394
12	32.988	15.636	28.952	23.157	1'40.733	238,9	15:41'16.127
13	36.424	18.412	29.444	35.683	1'59.963P	181,5	15:43'18.090
14	9'04.750	20.708	36.309	27.826	10'29.593P	183,1	15:53'45.683
15	32.867	15.516	28.549	22.736	1'39.668	241,1	15:55'25.351
16	32.596	15.561	28.665	23.003	1'39.825	240,0	15:57'05.176
17	32.763	15.558	28.593	22.968	1'39.882	238,4	15:58'45.058
18	32.939	15.503	28.689	23.092	1'40.223	240,5	16:00'25.281

18	32.814	15.554	28.710	23.140	1'40.218	238,4	15:52'31.908
19	32.651	15.525	28.560	23.052	1'39.788	238,4	15:54'11.696
20	32.930	15.631	29.401	23.676	1'41.638	236,8	15:55'53.334
21	32.727	15.640	28.713	23.140	1'40.220	236,8	15:57'33.554
22	32.761	15.541	28.729	23.224	1'40.255	236,8	15:59'13.809

13° 111 K. SMITH (1'39.762)							
Lap	Seg.1	Seg.2	Seg.3	Seg.4	Lap Time	km/h	Local Time
1		16.247	29.556	23.745		229,8	15:11'51.085
2	33.245	15.543	28.817	23.333	1'40.938	245,5	15:13'32.023
3	32.803	15.425	28.658	22.889	1'39.775	246,0	15:15'11.798
4	32.581	15.857	28.985	23.252	1'40.675	237,4	15:16'52.473
5	32.703	15.812	28.949	23.155	1'40.619	235,8	15:18'33.092
6	32.794	15.517	28.888	23.262	1'40.461	241,6	15:20'13.553
7	32.855	15.576	29.395	37.931	1'55.757P	240,5	15:22'09.310
8	6'32.060	15.899	29.164	23.192	7'40.315P	228,8	15:29'49.625
9	32.752	15.556	28.812	23.124	1'40.244	235,3	15:31'29.869
10	32.839	15.628	28.764	24.235	1'41.466	229,8	15:33'11.335
11	32.900	15.572	28.789	23.092	1'40.353	237,4	15:34'51.688
12	33.119	15.876	29.316	37.194	1'55.505P	241,6	15:36'47.193
13	11'01.274	16.167	29.310	23.496	12'10.247P	227,4	15:48'57.440
14	33.564	15.738	28.991	23.220	1'41.513	231,3	15:50'38.953
15	32.637	15.508	28.632	22.985	1'39.762	234,8	15:52'18.715
16	32.667	15.512	28.769	23.033	1'39.981	234,8	15:53'58.696
17	32.788	15.483	28.811	22.957	1'40.039	240,0	15:55'38.735
18	32.665	15.511	28.815	23.086	1'40.077	229,8	15:57'18.812
19	32.823	15.629	28.981	23.378	1'40.811	240,0	15:58'59.623
20	32.931	15.519	28.682	23.063	1'40.195	236,3	16:00'39.818

15° 36 T. GRADINGER (1'40.191)							
Lap	Seg.1	Seg.2	Seg.3	Seg.4	Lap Time	km/h	Local Time
1		16.017	29.532	23.592		242,2	15:12'10.666
2	33.794	15.872	29.094	23.297	1'42.057	245,5	15:13'52.723
3	33.664	15.948	28.991	23.182	1'41.785	249,4	15:15'34.508
4	33.302	15.616	28.986	23.196	1'41.100	245,5	15:17'15.608
5	33.322	15.639	29.105	23.350	1'41.416	246,0	15:18'57.024
6	33.496	15.822	28.994	23.205	1'41.517	245,5	15:20'38.541
7	33.441	15.730	29.043	23.325	1'41.539	244,9	15:22'20.080
8	37.076	19.525	30.153	35.543	2'02.297P	162,4	15:24'22.377
9	13'33.074	18.062	33.681	23.895	14'48.712P	211,4	15:39'11.089
10	33.328	15.577	28.772	23.152	1'40.829	245,5	15:40'51.918
11	33.002	15.519	28.568	23.102	1'40.191	247,1	15:42'32.109
12	33.128	15.535	28.745	22.991	1'40.399	246,0	15:44'12.508
13	33.022	15.505	28.702	22.999	1'40.228	247,7	15:45'52.736
14	33.209	15.456	28.887	23.118	1'40.670	247,7	15:47'33.406
15	40.579	16.189	29.595	34.246	2'00.609P	242,7	15:49'34.015
16	5'29.761	18.382	32.567	24.677	6'45.387P	174,8	15:56'19.402
17	33.114	15.617	28.864	23.070	1'40.665	245,5	15:58'00.067
18	33.043	15.528	28.853	23.232	1'40.656	241,6	15:59'40.723
19	34.073	15.788	29.244	23.427	1'42.532	242,7	16:01'23.255

14° 22 E. LAHTI (1'39.788)							
Lap	Seg.1	Seg.2	Seg.3	Seg.4	Lap Time	km/h	Local Time
1		16.085	29.869	23.935		236,8	15:12'06.008
2	33.580	15.668	29.304	23.484	1'42.036	240,0	15:13'48.044
3	33.554	15.467	28.991	23.169	1'41.181	241,6	15:15'29.225
4	32.816	15.399	29.066	23.279	1'40.560	243,2	15:17'09.785
5	35.093	15.600	29.102	34.919	1'54.714P	238,4	15:19'04.499
6	1'24.928	15.816	29.089	23.450	2'33.283P	237,9	15:21'37.782
7	33.089	15.613	28.922	23.275	1'40.899	237,9	15:23'18.681
8	33.151	15.618	28.841	23.208	1'40.818	237,9	15:24'59.499
9	34.242	15.893	29.293	34.949	1'54.377P	235,3	15:26'53.876
10	6'06.314	15.698	28.752	24.362	7'15.126P	237,9	15:34'09.002
11	32.698	15.423	28.867	23.337	1'40.325	239,5	15:35'49.327
12	32.798	15.575	28.803	23.170	1'40.346	239,5	15:37'29.673
13	33.833	15.952	29.314	34.680	1'53.779P	235,3	15:39'23.452
14	1'20.064	15.678	28.970	23.596	2'28.308P	236,8	15:41'51.760
15	33.093	15.557	28.848	23.218	1'40.716	239,5	15:43'32.476
16	33.478	15.967	29.502	34.147	1'53.094P	235,3	15:45'25.570
17	4'17.691	15.808	28.911	23.710	5'26.120P	236,3	15:50'51.690

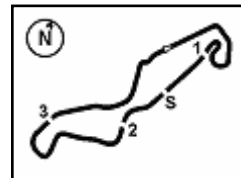
16° 35 S. HILL (1'40.458)							
Lap	Seg.1	Seg.2	Seg.3	Seg.4	Lap Time	km/h	Local Time
1		16.884	29.997	23.936		231,3	15:13'12.310
2	34.165	16.193	29.637	24.065	1'44.060	234,8	15:14'56.370
3	33.518	15.843	29.088	23.502	1'41.951	234,3	15:16'38.321
4	33.258	15.809	31.103	29.291	1'49.461	234,8	15:18'27.782
5	33.395	15.856	31.236	27.171	1'47.658	233,8	15:20'15.440
6	33.120	15.662	28.957	23.320	1'41.059	237,4	15:21'56.499
7	33.086	15.573	29.198	37.505	1'55.362P	237,9	15:23'51.861
8	8'51.903	15.936	29.031	23.535	10'00.405P	234,8	15:33'52.266
9	33.151	15.563	28.622	23.811	1'41.147	236,3	15:35'33.413
10	34.648	16.071	29.615	23.889	1'44.223	236,8	15:37'17.636
11	33.022	15.558	28.908	23.268	1'40.756	237,9	15:38'58.392
12	36.353	17.818	54.280	25.960	2'14.411	218,6	15:41'12.803
13	33.087	15.706	33.015	29.278	1'51.086	237,9	15:43'03.889
14	33.136	15.713	28.750	23.137	1'40.736	237,4	15:44'44.625
15	33.144	15.781	30.137	24.493	1'43.555	237,4	15:46'28.180
16	33.196	15.627	30.993	25.518	1'45.334	235,8	15:48'13.514
17	33.139	15.692	28.733	23.166	1'40.730	236,3	15:49'54.244
18	38.012	16.637	30.092	37.262	2'02.003P	229,3	15:51'56.247
19	4'58.005	16.045	30.515	23.749	6'08.314P	233,8	15:58'04.561
20	33.025	15.694	28.750	22.989	1'40.458	236,3	15:59'45.019
21	38.253	15.922	29.638	23.943	1'47.756	235,3	16:01'32.775

17° 10 N. CALERO (1'40.477)							
Lap	Seg.1	Seg.2	Seg.3	Seg.4	Lap Time	km/h	Local Time
1		16.242	29.476	24.037		231,8	15:11'49.501
2	36.303	15.856	28.881	23.372	1'44.412	242,2	15:13'33.913
3	33.618	15.776	29.020	39.784	1'58.198P	241,1	15:15'32.111
4	7'23.156	15.942	29.316	23.573	8'31.987P	237,9	15:24'04.098
5	33.151	15.820	29.037	23.715	1'41.723	237,4	15:25'45.821
6	35.763	16.885	30.890	24.407	1'47.945	227,4	15:27'33.766
7	34.297	15.770	29.235	37.394	1'56.696P	234,8	15:29'30.462
8	4'47.542	16.024	28.914	23.308	5'55.788P	237,9	15:35'26.250
9	34.914	16.024	29.291	23.525	1'43.754	237,9	15:37'10.004
10	33.425	15.886	28.987	23.479	1'41.777	237,4	15:38'51.781

20/04/2018 P = Pits In/Out - C = Lap Time Cancelled

These data/results cannot be reproduced, stored and/or transmitted in whole or in part by any manner of electronic, mechanical, photocopying, recording, broadcasting or otherwise now known or herein after developed without the previous express consent by the copyright owner, except for reproduction in daily press and regular printed publications on sale to the public within 60 days of the event related to those data/results and always provided that copyright symbol appears together as follows below.

© DORNA WSBK ORGANIZATION Srl 2018



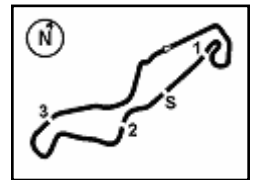
Dutch Round, 20-21-22 April 2018

World Supersport - Chronological Analysis Free Practice 2nd Session

11	42.631	16.730	31.353	39.694	2'10.408P	235,3	15:41'02.189	6	38.053	20.883	33.362	34.614	2'06.912P	208,5	15:20'58.846
12	9'46.385	20.100	33.138	24.039	1'103.662P	181,8	15:52'05.851	7	1'24.628	16.215	30.260	23.477	2'34.580P	240,0	15:23'33.426
13	33.205	15.788	28.742	23.149	1'40.884	240,0	15:53'46.735	8	33.174	15.703	28.899	23.259	1'41.035	246,0	15:25'14.461
14	32.908	15.687	28.711	23.171	1'40.477	239,5	15:55'27.212	9	35.267	15.871	29.048	23.490	1'43.676	244,3	15:26'58.137
15	33.513	16.027	29.046	23.256	1'41.842	241,1	15:57'09.054	10	33.146	15.746	28.957	23.345	1'41.194	246,6	15:28'39.331
16	33.220	15.593	28.749	23.171	1'40.733	240,0	15:58'49.787	11	36.074	16.038	29.403	33.955	1'55.470P	244,9	15:30'34.801
17	33.171	15.618	28.865	23.549	1'41.203	240,5	16:00'30.990	12	7'21.044	17.903	32.220	23.783	8'34.950P	212,6	15:39'09.751
								13	33.613	15.765	29.219	23.729	1'42.326	244,9	15:40'52.077
								14	33.452	15.555	28.891	23.258	1'41.156	248,8	15:42'33.233
								15	33.256	15.613	28.914	23.255	1'41.038	246,6	15:44'14.271
								16	33.190	15.502	28.835	23.251	1'40.778	247,1	15:45'55.049
								17	33.349	15.685	29.028	23.383	1'41.445	247,1	15:47'36.494
								18	35.865	15.946	29.358	34.339	1'55.508P	244,9	15:49'32.002
								19	5'57.726	15.900	28.876	23.252	7'05.754P	244,9	15:56'37.756
								20	33.230	15.618	28.867	23.445	1'41.160	244,3	15:58'18.916
								21	33.194	15.830	28.852	23.496	1'41.372	246,0	16:00'00.288
18° 38 H. SOOMER (1'40.669)															
Lap	Seg.1	Seg.2	Seg.3	Seg.4	Lap Time	km/h	Local Time								
1		16.752	30.368	24.499		241,1	15:11'55.055								
2	33.402	16.049	29.638	23.767	1'42.856	242,7	15:13'37.911								
3	33.087	15.788	28.986	24.039	1'41.900	240,5	15:15'19.811								
4	33.465	16.067	29.747	23.290	1'42.569	237,9	15:17'02.380								
5	32.990	15.879	28.872	23.174	1'40.915	238,9	15:18'43.295								
6	33.782	16.051	29.381	35.047	1'54.261P	239,5	15:20'37.556								
7	8'22.728	16.250	29.628	23.346	9'31.952P	236,8	15:30'09.508								
8	33.242	15.749	29.051	23.362	1'41.404	238,9	15:31'50.912								
9	33.095	15.795	29.358	23.714	1'41.962	237,9	15:33'32.874								
10	32.977	15.894	28.904	23.808	1'41.583	239,5	15:35'14.457								
11	34.415	15.682	29.287	33.832	1'53.216P	241,1	15:37'07.673								
12	3'03.447	15.904	29.549	23.504	4'12.404P	239,5	15:41'20.077								
13	33.380	15.828	29.292	23.890	1'42.390C	240,0	15:43'02.467								
14	33.286	15.854	29.049	23.244	1'41.433	236,8	15:44'43.900								
15	34.544	15.887	29.245	33.584	1'53.260P	241,1	15:46'37.160								
16	5'18.777	16.207	29.448	23.341	6'27.773P	236,8	15:53'04.933								
17	32.854	15.891	28.887	23.150	1'40.782C	237,4	15:54'45.715								
18	32.751	15.826	28.901	23.188	1'40.666C	237,4	15:56'26.381								
19	32.795	15.721	28.907	23.246	1'40.669	238,4	15:58'07.050								
20	32.987	15.812	28.908	23.725	1'41.432	238,4	15:59'48.482								
21	33.071	15.949	29.646	24.859	1'43.525	241,1	16:01'32.007								
21° 65 M. CANDUCCI (1'40.973)															
Lap	Seg.1	Seg.2	Seg.3	Seg.4	Lap Time	km/h	Local Time								
1			17.861	33.498	24.784		212,6	15:12'08.739							
2	33.866	16.041	29.213	23.664	1'42.784	238,9	15:13'51.523								
3	34.614	16.504	29.075	23.500	1'43.693	236,8	15:15'35.216								
4	33.340	15.831	28.799	23.493	1'41.463	239,5	15:17'16.679								
5	33.156	15.895	29.175	24.098	1'42.324	237,9	15:18'59.003								
6	33.500	16.113	29.045	23.831	1'42.489	238,9	15:20'41.492								
7	34.486	16.347	29.813	35.719	1'56.365P	234,8	15:22'37.857								
8	6'26.674	15.900	28.998	23.978	7'35.550P	237,4	15:30'13.407								
9	33.770	15.910	29.121	23.588	1'42.389	237,9	15:31'55.796								
10	37.544	16.365	29.242	23.966	1'47.117	233,3	15:33'42.913								
11	33.374	16.013	29.341	23.874	1'42.602	237,4	15:35'25.515								
12	38.614	16.308	29.600	24.176	1'48.698	234,8	15:37'14.213								
13	33.946	16.126	29.504	35.445	1'55.021P	235,8	15:39'09.234								
14	14'06.921	15.902	29.032	23.470	15'15.325P	238,4	15:54'24.559								
15	33.191	15.644	28.672	23.466	1'40.973	238,4	15:56'05.532								
16	33.112	16.207	28.959	23.594	1'41.872	233,8	15:57'47.404								
17	33.128	15.765	28.699	23.466	1'41.058	238,4	15:59'28.462								
18	33.272	15.676	28.820	23.343	1'41.111	237,9	16:01'09.573								
22° 62 V. VAN DER VALK (1'41.346)															
Lap	Seg.1	Seg.2	Seg.3	Seg.4	Lap Time	km/h	Local Time								
1		16.144	29.190	23.658		238,4	15:11'47.619								
2	33.272	15.892	28.979	23.655	1'41.798	242,2	15:13'29.417								
3	33.156	15.838	28.907	23.467	1'41.368	241,6	15:15'10.785								
4	33.131	16.138	28.911	24.004	1'42.184	241,1	15:16'52.969								
5	33.144	15.888	28.791	23.523	1'41.346	240,0	15:18'34.315								
6	34.180	15.918	29.111	23.799	1'43.008	240,0	15:20'17.323								
7	33.261	15.967	29.147	23.520	1'41.895	238,9	15:21'59.218								
8	33.474	16.053	29.247	38.695	1'57.469P	237,4	15:23'56.687								
9	6'15.276	16.686	29.752	23.914	7'25.628P	233,3	15:31'22.315								
10	33.618	16.175	29.256	31.201	1'50.250	234,8	15:33'12.565								
11	35.015	16.071	29.273	23.729	1'44.088	235,3	15:34'56.653								
12	33.669	16.043	29.226	23.698	1'42.636	235,3	15:36'39.289								
13	33.512	17.687	30.716	36.195	1'58.110P	236,3	15:38'37.399								
14	12'54.578	16.581	29.732	23.911	14'04.802P	233,8	15:52'42.201								
15	34.304	17.454	35.391	24.308	1'51.457	240,0	15:54'33.658								
16	33.644	16.169	29.279	23.991	1'43.083	234,8	15:56'16.741								
17	33.835	16.214	31.274	24.049	1'45.372	235,8	15:58'02.113								
18	33.518	16.038	29.075	23.628	1'42.259	235,8	15:59'44.372								
19	34.334	24.301	29.617	23.693	1'51.945		16:01'36.317								
20° 84 L. CRESSON (1'40.778)															
Lap	Seg.1	Seg.2	Seg.3	Seg.4	Lap Time	km/h	Local Time								
1		16.432	30.478	24.082		242,2	15:12'05.739								
2	33.665	15.828	29.511	23.640	1'42.644	245,5	15:13'48.383								
3	33.567	15.572	28.895	23.380	1'41.414	249,4	15:15'29.797								
4	33.134	15.488	28.911	23.421	1'40.954	248,8	15:17'10.751								
5	33.402	15.541	28.863	23.377	1'41.183	247,1	15:18'51.934								
23° 96 A. IRWIN (1'41.382)															
Lap	Seg.1	Seg.2	Seg.3	Seg.4	Lap Time	km/h	Local Time								
1			16.338	29.912	23.992		237,9	15:11'45.538							
2	33.745	15.860	29.038	23.243	1'41.886	238,9	15:13'27.424								

20/04/2018 P = Pits In/Out - C = Lap Time Cancelled

These data/results cannot be reproduced, stored and/or transmitted in whole or in part by any manner of electronic, mechanical, photocopying, recording, broadcasting or otherwise now known or herein after developed without the previous express consent by the copyright owner, except for reproduction in daily press and regular printed publications on sale to the public



TT Circuit Assen 4.542 m

5 / 5
Dutch Round, 20-21-22 April 2018
World Supersport - Chronological Analysis Free Practice 2nd Session

3	33.632	15.871	28.963	23.527	1'41.993	242,2	15:15'09.417	18	33.456	15.933	29.169	23.424	1'41.982	234,3	15:56'33.527
4	33.595	15.841	29.135	23.586	1'42.157	237,4	15:16'51.574	19	33.441	15.772	29.049	23.480	1'41.742	234,3	15:58'15.269
5	33.200	15.900	29.078	23.607	1'41.785	237,9	15:18'33.359	20	39.962	17.033	35.843	23.942	1'56.780	227,4	16:00'12.049
6	33.845	15.882	29.440	24.043	1'43.210	240,0	15:20'16.569								
7	33.317	15.993	29.192	34.756	1'53.258P	235,8	15:22'09.827								
8	9'17.122	16.291	30.551	26.045	10'30.009P	232,8	15:32'39.836								
9	33.416	15.885	29.093	23.428	1'41.822	235,8	15:34'21.658								
10	33.733	16.124	30.798	30.803	1'51.458	234,8	15:36'13.116								
11	33.509	16.054	29.102	23.269	1'41.934	233,3	15:37'55.050								
12	33.155	15.817	29.128	23.282	1'41.382	236,8	15:39'36.432								
13	33.307	15.833	28.962	23.324	1'41.426	236,3	15:41'17.858								
14	34.169	18.124	29.565	36.002	1'57.860P	184,9	15:43'15.718								
15	6'39.898	16.942	30.729	24.079	7'51.648P	225,5	15:51'07.366								
16	33.603	15.868	29.015	23.380	1'41.866	236,3	15:52'49.233								
17	33.405	15.912	29.150	23.534	1'42.001	235,8	15:54'31.232								
18	33.257	16.011	29.237	27.397	1'45.902	233,8	15:56'17.135								
19	33.546	16.394	30.598	23.568	1'44.106	237,4	15:58'01.241								
20	33.304	15.903	29.030	23.487	1'41.724	234,8	15:59'42.965								
21	34.677	22.910	30.496	24.048	1'52.131	143,2	16:01'35.096								
26° 56 P. SEBESTYEN (1'41.575)															
Lap	Seg.1	Seg.2	Seg.3	Seg.4	Lap Time	km/h	Local Time								
1					16.247	29.765	23.910	237,9	15:11'49.199						
2	33.803	15.867	29.406	24.404	1'43.480	241,1	15:13'32.679								
3	33.417	15.786	29.136	23.615	1'41.954	242,2	15:15'14.633								
4	33.437	15.927	29.185	23.773	1'42.322	239,5	15:16'56.955								
5	35.243	15.974	29.116	23.669	1'44.002	237,4	15:18'40.957								
6	33.362	15.885	29.189	23.752	1'42.188	237,9	15:20'23.145								
7	33.421	15.913	29.314	35.619	1'54.267P	238,4	15:22'17.412								
8	5'50.961	16.046	29.234	24.182	7'00.423P	240,0	15:29'17.835								
9	36.396	16.335	30.512	23.808	1'47.051	237,4	15:31'04.886								
10	33.532	15.891	29.210	23.907	1'42.540	237,4	15:32'47.426								
11	33.583	15.839	29.300	23.665	1'42.387	239,5	15:34'29.813								
12	33.498	15.915	29.326	23.722	1'42.461	238,4	15:36'12.274								
13	33.638	17.782	29.519	35.415	1'56.354P	183,1	15:38'08.628								
14	10'14.402	16.442	31.565	24.137	11'26.546P	231,8	15:49'35.174								
15	33.322	15.882	29.128	23.685	1'42.017	237,4	15:51'17.191								
16	33.561	15.810	29.211	23.489	1'42.071	237,9	15:52'59.262								
17	38.865	15.844	29.073	23.466	1'47.248	238,4	15:54'46.510								
18	33.130	15.816	29.120	23.509	1'41.575	237,4	15:56'28.085								
19	33.387	15.838	29.100	23.614	1'41.939	236,3	15:58'10.024								
20	33.540	15.824	29.168	23.615	1'42.147	236,3	15:59'52.171								
21	33.446	16.011	32.698	37.478	1'59.633P	235,8	16:01'51.804								
27° 83 L. EPIS (1'44.160)															
Lap	Seg.1	Seg.2	Seg.3	Seg.4	Lap Time	km/h	Local Time								
1					16.650	30.614	24.149	235,3	15:11'53.823						
2	34.187	15.958	29.986	24.029	1'44.160	237,9	15:13'37.983								
25° 74 J. VAN SIKKELERUS (1'41.522)															
Lap	Seg.1	Seg.2	Seg.3	Seg.4	Lap Time	km/h	Local Time								
1		16.741	30.111	24.259	238,4	15:11'54.207									
2	34.065	16.170	29.867	24.013	1'44.115	237,9	15:13'38.322								
3	33.817	15.952	30.294	23.888	1'43.951	238,9	15:15'22.273								
4	33.874	16.021	29.501	23.575	1'42.971	235,3	15:17'05.244								
5	33.542	15.937	29.470	23.584	1'42.533	235,3	15:18'47.777								
6	36.421	16.035	29.457	24.041	1'45.954	235,3	15:20'33.731								
7	33.600	15.863	29.127	23.612	1'42.202	235,8	15:22'15.933								
8	37.890	16.043	29.468	33.842	1'57.243P	233,8	15:24'13.176								
9	5'40.555	16.188	29.851	23.878	6'50.472P	234,8	15:31'03.648								
10	33.694	15.929	29.279	23.548	1'42.450	235,3	15:32'46.098								
11	33.433	15.823	29.280	23.479	1'42.015	235,8	15:34'28.113								
12	36.559	18.180	29.609	33.621	1'57.969P	179,7	15:36'26.082								
13	10'07.860	16.339	29.518	23.647	11'17.364P	232,8	15:47'43.446								
14	33.204	15.888	28.957	23.473	1'41.522	235,3	15:49'24.968								
15	33.249	15.822	29.096	23.519	1'41.686	236,8	15:51'06.654								
16	33.386	15.868	29.080	23.439	1'41.773	236,3	15:52'48.427								
17	38.888	18.642	40.759	24.829	2'03.118	199,3	15:54'51.545								

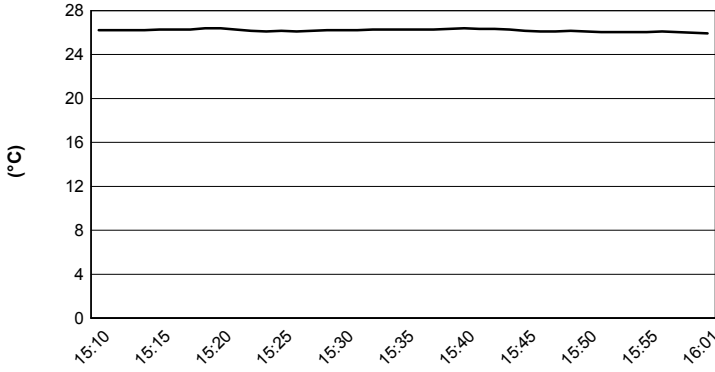
20/04/2018 P = Pits In/Out - C = Lap Time Cancelled

These data/results cannot be reproduced, stored and/or transmitted in whole or in part by any manner of electronic, mechanical, photocopying, recording, broadcasting or otherwise now known or herein after developed without the previous express consent by the copyright owner, except for reproduction in daily press and regular printed publications on sale to the public within 60 days of the event related to those data/results and always provided that copyright symbol appears together as follows below.

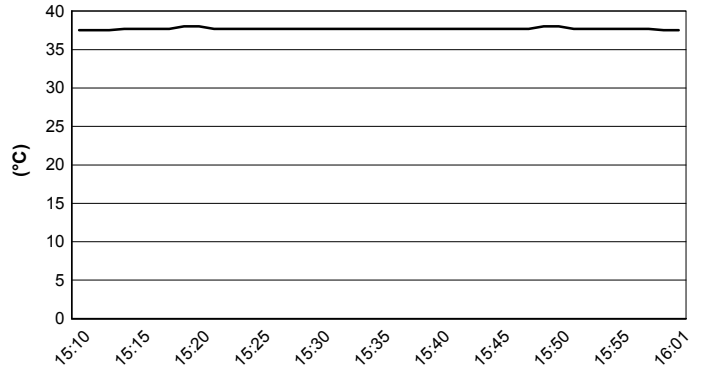
© DORNA WSBK ORGANIZATION Srl 2018

Dutch Round, 20-21-22 April 2018
World Supersport - Weather Report Free Practice 2nd Session
 Session started 15:10 - Session ended 16:01

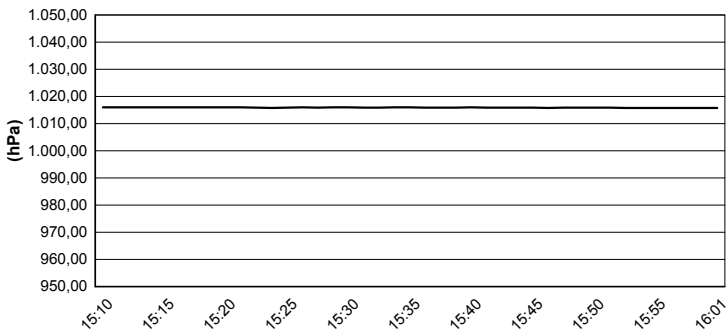
Air Temperature



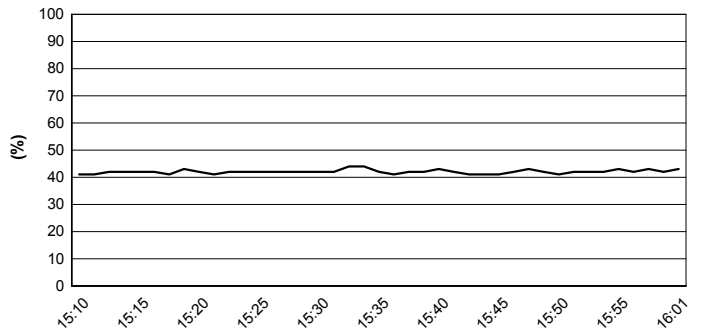
Track Temperature



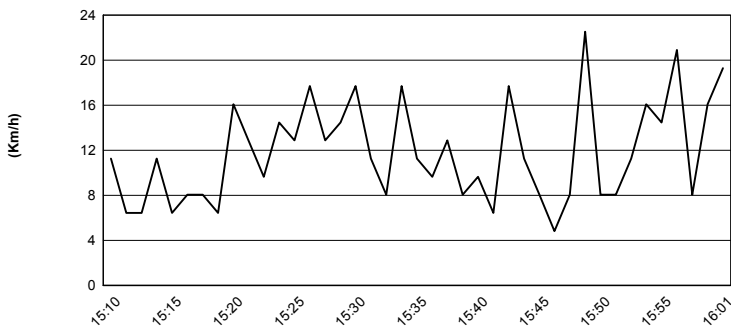
Air Pressure



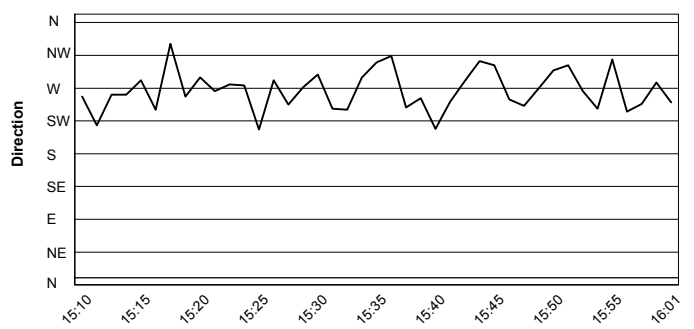
Humidity



Wind Speed



Wind Direction



20/04/2018

These data/results cannot be reproduced, stored and/or transmitted in whole or in part by any manner of electronic, mechanical, photocopying, recording, broadcasting or otherwise now known or herein after developed without the previous express consent by the copyright owner, except for reproduction in daily press and regular printed publications on sale to the public within 60 days of the event related to those data/results and always provided that copyright symbol appears together as follows below.

© DORNA WSBK ORGANIZATION Srl 2018

Dutch Round, 20-21-22 April 2018

World Supersport - Superpoles Entry List

Superpole 1

FPs Pos	No. Rider	Nat	Team	Bike	Time
11	32 S. MORAIS	POR	Kawasaki Puccetti Racing	Kawasaki ZX-6R	1'39.542
12	86 A. BADOVINI	ITA	MV Agusta Reparto Corse by Vamag	MV Agusta F3 675	1'39.668
13	111 K. SMITH	GBR	GEMAR Team Lorini	Honda CBR600RR	1'39.762
14	22 E. LAHTI	FIN	Sterkman Motorsport by HRP	Suzuki GSX-R600	1'39.788
15	13 A. WEST	AUS	EAB antwest Racing	Kawasaki ZX-6R	1'40.096
16	36 T. GRADINGER	AUT	NRT	Yamaha YZF R6	1'40.191
17	35 S. HILL	GBR	Profile Racing	Triumph Daytona 675	1'40.458
18	10 N. CALERO	ESP	Orelac Racing VerdNatura	Kawasaki ZX-6R	1'40.477
19	38 H. SOOMER	EST	Racedays	Honda CBR600RR	1'40.662
20	77 W. TESSELS	NED	Chromeburner Wayne's Racingteam MtM	Kawasaki ZX-6R	1'40.679
21	84 L. CRESSON	BEL	Kallio Racing	Yamaha YZF R6	1'40.778
22	96 A. IRWIN	GBR	CIA Landlord Insurance Honda	Honda CBR600RR	1'40.810
23	65 M. CANDUCCI	ITA	Team GoEleven Kawasaki	Kawasaki ZX-6R	1'40.973
24	62 V. VAN DER VALK	NED	Benro Racing	Yamaha YZF R6	1'41.346
25	15 A. COPPOLA	ITA	GRT Yamaha Official WorldSSP Junior Team	Yamaha YZF R6	1'41.464
26	74 J. VAN SIKKELERUS	NED	GEMAR Team Lorini	Honda CBR600RR	1'41.522
27	56 P. SEBESTYEN	HUN	SSP Hungary Racing	Kawasaki ZX-6R	1'41.575
28	83 L. EPIS	AUS	Team GoEleven Kawasaki	Kawasaki ZX-6R	1'42.388

Superpole 2

FPs Pos	No. Rider	Nat	Team	Bike	Time
1	21 R. KRUMMENACHER	SUI	BARDAHL Evan Bros. WorldSSP Team	Yamaha YZF R6	1'38.116
2	11 S. CORTESE	GER	Kallio Racing	Yamaha YZF R6	1'38.150
3	16 J. CLUZEL	FRA	NRT	Yamaha YZF R6	1'38.676
4	81 L. STAPLEFORD	GBR	Profile Racing	Triumph Daytona 675	1'38.994
5	3 R. DE ROSA	ITA	MV Agusta Reparto Corse by Vamag	MV Agusta F3 675	1'39.107
6	64 F. CARICASULO	ITA	GRT Yamaha Official WorldSSP Team	Yamaha YZF R6	1'39.114
7	144 L. MAHIAS	FRA	GRT Yamaha Official WorldSSP Team	Yamaha YZF R6	1'39.255
8	78 H. OKUBO	JPN	Kawasaki Puccetti Racing	Kawasaki ZX-6R	1'39.278
9	47 R. HARTOG	NED	Team Hartog - Against Cancer	Kawasaki ZX-6R	1'39.378
10	66 N. TUULI	FIN	CIA Landlord Insurance Honda	Honda CBR600RR	1'39.520
*					
*					

* These positions are assigned to the 1st and 2nd rider classified in Superpole 1

20/04/2018 1!

These data/results cannot be reproduced, stored and/or transmitted in whole or in part by any manner of electronic, mechanical, photocopying, recording, broadcasting or otherwise now known or herein after developed without the previous express consent by the copyright owner, except for reproduction in daily press and regular printed publications on sale to the public within 60 days of the event related to those data/results and always provided that copyright symbol appears together as follows below.

© DORNA WSBK ORGANIZATION Srl 2018

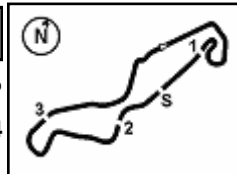
FICR PERUGIA TIMING



Official Tyre Supplier



Official Timekeeper



Dutch Round, 20-21-22 April 2018

World Supersport - Best Laps & Speeds

No.	Rider Bike	Nat	Best Lap		FP1		FP2												
			LL	SPD	LL	SPD	LL	SPD											
1	21 R. KRUMMENACHER Yamaha YZF R6	SUI	1'38.116 38 250,5		1'38.527 19 250,5		1'38.116 19 248,8												
2	11 S. CORTESE Yamaha YZF R6	GER	1'38.150 38 249,4		1'38.600 19 248,2		1'38.150 19 249,4												
3	16 J. CLUZEL Yamaha YZF R6	FRA	1'38.676 34 251,7		1'39.035 17 251,7		1'38.676 17 250,0												
4	81 L. STAPLEFORD Triumph Daytona 675	GBR	1'38.994 32 248,8		1'39.728 16 248,8		1'38.994 16 244,9												
5	3 R. DE ROSA MV Agusta F3 675	ITA	1'39.107 41 247,7		1'39.802 19 247,7		1'39.107 22 246,5												
6	64 F. CARICASULO Yamaha YZF R6	ITA	1'39.114 39 249,4		1'39.933 19 249,4		1'39.114 20 242,7												
7	144 L. MAHIAS Yamaha YZF R6	FRA	1'39.255 33 243,7		1'39.496 11 241,0		1'39.255 22 243,7												
8	78 H. OKUBO Kawasaki ZX-6R	JPN	1'39.278 37 247,7		1'40.033 19 247,1		1'39.278 18 247,7												
9	47 R. HARTOG Kawasaki ZX-6R	NED	1'39.378 42 248,2		1'39.393 21 248,2		1'39.378 21 248,2												
10	66 N. TUULI Honda CBR600RR	FIN	1'39.520 34 247,1		1'39.721 17 247,1		1'39.520 17 242,1												
11	32 S. MORAIS Kawasaki ZX-6R	POR	1'39.542 40 248,8		1'40.102 18 247,1		1'39.542 22 248,8												
12	86 A. BADOVINI MV Agusta F3 675	ITA	1'39.668 35 243,7		1'40.313 18 243,7		1'39.668 17 241,0												
13	111 K. SMITH Honda CBR600RR	GBR	1'39.762 39 250,5		1'39.864 20 250,5		1'39.762 19 246,0												
14	22 E. LAHTI Suzuki GSX-R600	FIN	1'39.788 43 243,7		1'40.092 22 243,7		1'39.788 21 243,2												
15	13 A. WEST Kawasaki ZX-6R	AUS	1'40.096 17 247,7		1'40.096 17 247,7														
16	36 T. GRADINGER Yamaha YZF R6	AUT	1'40.191 37 250,0		1'40.324 19 250,0		1'40.191 18 249,4												
17	35 S. HILL Triumph Daytona 675	GBR	1'40.458 38 246,0		1'40.682 18 246,0		1'40.458 20 237,8												
18	10 N. CALERO Kawasaki ZX-6R	ESP	1'40.477 35 244,3		1'41.065 19 244,3		1'40.477 16 242,1												
19	38 H. SOMMER Honda CBR600RR	EST	1'40.662 41 247,7		1'40.662 21 247,7		1'40.669 20 242,7												
20	77 W. TESSELS Kawasaki ZX-6R	NED	1'40.679 44 246,0		1'40.765 23 246,0		1'40.679 21 241,6												
21	84 L. CRESSON Yamaha YZF R6	BEL	1'40.778 42 252,9		1'41.101 22 252,9		1'40.778 20 249,4												
22	96 A. IRWIN Honda CBR600RR	GBR	1'40.810 42 242,1		1'40.810 22 242,1		1'41.382 20 242,1												
23	65 M. CANDUCCI Kawasaki ZX-6R	ITA	1'40.973 37 242,1		1'41.287 20 242,1		1'40.973 17 239,4												
24	62 V. VAN DER VALK Yamaha YZF R6	NED	1'41.346 38 243,7		1'41.908 20 243,7		1'41.346 18 242,1												
25	15 A. COPPOLA Yamaha YZF R6	ITA	1'41.464 41 239,4		1'42.317 20 239,4		1'41.464 21 239,4												

20/04/2018

These data/results cannot be reproduced, stored and/or transmitted in whole or in part by any manner of electronic, mechanical, photocopying, recording, broadcasting or otherwise now known or herein after developed without the previous express consent by the copyright owner, except for reproduction in daily press and regular printed publications on sale to the public within 60 days of the event related to those data/results and always provided that copyright symbol appears together as follows below.

© DORNA WSBK ORGANIZATION Srl 2018

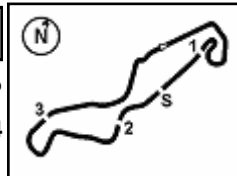
FICR PERUGIA TIMING



Official Tyre Supplier



Official Timekeeper



Dutch Round, 20-21-22 April 2018

World Supersport - Best Laps & Speeds

2 / 2

No.	Rider Bike	Nat	Best Lap		FP1		FP2							
			LL	SPD	LL	SPD	LL	SPD						
26	74 J. VAN SIKKELERUS Honda CBR600RR	NED	1'41.522 40 241,6		1'41.712 21 241,6		1'41.522 19 238,9							
27	56 P. SEBESTYEN Kawasaki ZX-6R	HUN	1'41.575 41 244,3		1'42.356 21 244,3		1'41.575 20 242,1							
28	83 L. EPIS Kawasaki ZX-6R	AUS	1'42.388 19 243,2		1'42.388 18 243,2		1'44.160 1 240,5							

20/04/2018

These data/results cannot be reproduced, stored and/or transmitted in whole or in part by any manner of electronic, mechanical, photocopying, recording, broadcasting or otherwise now known or herein after developed without the previous express consent by the copyright owner, except for reproduction in daily press and regular printed publications on sale to the public within 60 days of the event related to those data/results and always provided that copyright symbol appears together as follows below.

© DORNA WSBK ORGANIZATION Srl 2018

FKR PERUGIA TIMING


Official Tyre Supplier



Official Timekeeper