



TT Circuit Assen 4.542 m

1 / 2

## Dutch Round, 20-21-22 April 2018

### World Supersport - Results Superpole 1

No.	Rider	Nat	Team	Bike	Class	Time	Gap	Rel.	Laps	Speed	
										Avg	Max
1*	32 S. MORAIS	POR	Kawasaki Puccetti Racing	Kawasaki ZX-6R		<b>1'38.763</b>			7	165,560	<b>251,2</b>
2*	111 K. SMITH	GBR	GEMAR Team Lorini	Honda CBR600RR		<b>1'38.985</b>	0.222	0.222	7	165,189	<b>251,2</b>
3	86 A. BADOVINI	ITA	MV Agusta Reparto Corse by Vamag	MV Agusta F3 675		<b>1'39.134</b>	0.371	0.149	5	164,940	<b>247,7</b>
4	36 T. GRADINGER	AUT	NRT	Yamaha YZF R6		<b>1'39.389</b>	0.626	0.255	7	164,517	<b>255,9</b>
5	38 H. SOOMER	EST	Racedays	Honda CBR600RR		<b>1'39.432</b>	0.669	0.043	7	164,446	<b>250,6</b>
6	35 S. HILL	GBR	Profile Racing	Triumph Daytona 675		<b>1'39.713</b>	0.950	0.281	7	163,983	<b>247,1</b>
7	84 L. CRESSON	BEL	Kallio Racing	Yamaha YZF R6		<b>1'39.775</b>	1.012	0.062	7	163,881	<b>256,5</b>
8	77 W. TESSELS	NED	Chromeburner Wayne's Racingteam MfM	Kawasaki ZX-6R	ESS	<b>1'39.829</b>	1.066	0.054	7	163,792	<b>248,3</b>
9	22 E. LAHTI	FIN	Sterkman Motorsport by HRP	Suzuki GSX-R600	ESS	<b>1'39.870</b>	1.107	0.041	7	163,725	<b>248,8</b>
10	96 A. IRWIN	GBR	CIA Landlord Insurance Honda	Honda CBR600RR		<b>1'40.242</b>	1.479	0.372	7	163,117	<b>247,7</b>
11	65 M. CANDUCCI	ITA	Team GoEleven Kawasaki	Kawasaki ZX-6R		<b>1'40.493</b>	1.730	0.251	7	162,710	<b>246,6</b>
12	15 A. COPPOLA	ITA	GRT Yamaha Official WorldSSP Junior Team	Yamaha YZF R6	ESS	<b>1'40.507</b>	1.744	0.014	7	162,687	<b>247,7</b>
13	10 N. CALERO	ESP	Orelac Racing VerdNatura	Kawasaki ZX-6R		<b>1'40.688</b>	1.925	0.181	7	162,395	<b>248,3</b>
14	74 J. VAN SIKKELERUS	NED	GEMAR Team Lorini	Honda CBR600RR		<b>1'40.865</b>	2.102	0.177	7	162,110	<b>246,6</b>
15	56 P. SEBESTYEN	HUN	SSP Hungary Racing	Kawasaki ZX-6R	ESS	<b>1'41.210</b>	2.447	0.345	8	161,557	<b>246,6</b>
16	62 V. VAN DER VALK	NED	Benro Racing	Yamaha YZF R6		<b>1'41.249</b>	2.486	0.039	8	161,495	<b>244,9</b>
17	83 L. EPIS	AUS	Team GoEleven Kawasaki	Kawasaki ZX-6R		<b>1'41.912</b>	3.149	0.663	7	160,444	<b>246,6</b>
18	13 A. WEST	AUS	EAB antwest Racing	Kawasaki ZX-6R					0		

\* Qualified to Superpole 2

N.13 (West A.) has been declared unfit after FP1

AIR	Humidity:	43%	Temp:	19°C
TRACK	Condition:	Dry	Temp:	34°C

Records	Pole (SP2)	2017	K.Sofuoglu	1'37.805	167,180	Km/h
	Race (RC)	2015	J.Cluzel	1'38.184	166,540	Km/h
	Circuit (SP2)	2017	K.Sofuoglu	1'37.805	167,180	Km/h

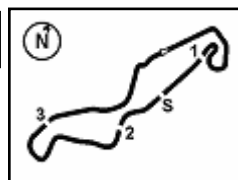
21/04/2018 Start 14:00 End 14:17 The results are provisional until the end of the time limit for protests and appeals and the completion of the technical checks.

These data/results cannot be reproduced, stored and/or transmitted in whole or in part by any manner of electronic, mechanical, photocopying, recording, broadcasting or otherwise now known or herein after developed without the previous express consent by the copyright owner, except for reproduction in daily press and regular printed publications on sale to the public within 60 days of the event related to those data/results and always provided that copyright symbol appears together as follows below.

© DORNA WSBK ORGANIZATION Srl 2018

FICR PERUGIA TIMING





### Dutch Round, 20-21-22 April 2018

### World Supersport - Results Superpole 1

#### Session Highlights

Local Time	No. Rider	Description
14.00.00		Start
14.04.40	74 J. VAN SIKKELERUS	Lap Cancelled (1'45.010) - Exceeded Track Limits - Turn 9
14.05.00	77 W. TESSELS	On the Gravel - Re-Joined - Turn 9
14.06.04	22 E. LAHTI	On the Gravel - Re-Joined - Turn 2
14.12.32	83 L. EPIS	On the Gravel - Re-Joined - Turn 9
14.12.57	86 A. BADOVINI	Technical Problem - Turn 1
14.17.00	22 E. LAHTI	Lap Cancelled (1'39.458) - Exceeded Track Limits - Turn 17
14.17.05		End Of Session

#### Fastest Laps Sequence

No.	Rider	Nat	Team	Bike	Local Time	Time	Gap	Avg
86	A. BADOVINI	ITA	MV Agusta Reparto Corse by Vamag	MV Agusta F3 675	14:03'21.448	<b>1'40.046</b>		163,437
36	T. GRADINGER	AUT	NRT	Yamaha YZF R6	14:03'23.325	<b>1'40.039</b>	-0.007	163,448
86	A. BADOVINI	ITA	MV Agusta Reparto Corse by Vamag	MV Agusta F3 675	14:05'01.082	<b>1'39.634</b>	-0.405	164,113
32	S. MORAIS	POR	Kawasaki Puccetti Racing	Kawasaki ZX-6R	14:05'40.515	<b>1'39.285</b>	-0.349	164,690
86	A. BADOVINI	ITA	MV Agusta Reparto Corse by Vamag	MV Agusta F3 675	14:12'32.733	<b>1'39.134</b>	-0.151	164,940
32	S. MORAIS	POR	Kawasaki Puccetti Racing	Kawasaki ZX-6R	14:13'13.538	<b>1'38.763</b>	-0.371	165,560

Start 21/04/2018 14:00 End 14:17 The results are provisional until the end of the time limit for protests and appeals and the completion of the technical checks.

These data/results cannot be reproduced, stored and/or transmitted in whole or in part by any manner of electronic, mechanical, photocopying, recording, broadcasting or otherwise now known or herein after developed without the previous express consent by the copyright owner, except for reproduction in daily press and regular printed publications on sale to the public within 60 days of the event related to those data/results and always provided that copyright symbol appears together as follows below.

© DORNA WSBK ORGANIZATION Srl 2018

## Dutch Round, 20-21-22 April 2018

### World Supersport - Best Sectors & Speed Superpole 1

#### BEST LAP

1	32 S. MORAIS	Kawasaki ZX-6R	1'38.763
2	111 K. SMITH	Honda CBR600RR	1'38.985
3	86 A. BADOVINI	MV Agusta F3 675	1'39.134
4	36 T. GRADINGER	Yamaha YZF R6	1'39.389
5	38 H. SOOMER	Honda CBR600RR	1'39.432
6	35 S. HILL	Triumph Daytona 675	1'39.713
7	84 L. CRESSON	Yamaha YZF R6	1'39.775
8	77 W. TESSELS	Kawasaki ZX-6R	1'39.829
9	22 E. LAHTI	Suzuki GSX-R600	1'39.870
10	96 A. IRWIN	Honda CBR600RR	1'40.242
11	65 M. CANDUCCI	Kawasaki ZX-6R	1'40.493
12	15 A. COPPOLA	Yamaha YZF R6	1'40.507
13	10 N. CALERO	Kawasaki ZX-6R	1'40.688
14	74 J. VAN SIKKELERUS	Honda CBR600RR	1'40.865
15	56 P. SEBESTYEN	Kawasaki ZX-6R	1'41.210
16	62 V. VAN DER VALK	Yamaha YZF R6	1'41.249
17	83 L. EPIS	Kawasaki ZX-6R	1'41.912
18	13 A. WEST	Kawasaki ZX-6R	

#### SPEED

1	84 L. CRESSON	Yamaha YZF R6	256,5
2	36 T. GRADINGER	Yamaha YZF R6	255,9
3	32 S. MORAIS	Kawasaki ZX-6R	251,2
4	111 K. SMITH	Honda CBR600RR	251,2
5	38 H. SOOMER	Honda CBR600RR	250,6
6	22 E. LAHTI	Suzuki GSX-R600	248,8
7	77 W. TESSELS	Kawasaki ZX-6R	248,3
8	10 N. CALERO	Kawasaki ZX-6R	248,3
9	96 A. IRWIN	Honda CBR600RR	247,7
10	15 A. COPPOLA	Yamaha YZF R6	247,7
11	86 A. BADOVINI	MV Agusta F3 675	247,7
12	35 S. HILL	Triumph Daytona 675	247,1
13	65 M. CANDUCCI	Kawasaki ZX-6R	246,6
14	74 J. VAN SIKKELERUS	Honda CBR600RR	246,6
15	83 L. EPIS	Kawasaki ZX-6R	246,6
16	56 P. SEBESTYEN	Kawasaki ZX-6R	246,6
17	62 V. VAN DER VALK	Yamaha YZF R6	244,9

#### SEG. 1

1	111 K. SMITH	32.381
2	86 A. BADOVINI	32.393
3	32 S. MORAIS	32.467
4	38 H. SOOMER	32.495
5	35 S. HILL	32.615
6	22 E. LAHTI	32.648
7	84 L. CRESSON	32.695
8	77 W. TESSELS	32.708
9	15 A. COPPOLA	32.711
10	36 T. GRADINGER	32.724
11	96 A. IRWIN	32.778
12	10 N. CALERO	32.953
13	65 M. CANDUCCI	32.972
14	74 J. VAN SIKKELERUS	32.985
15	62 V. VAN DER VALK	32.998
16	56 P. SEBESTYEN	33.124
17	83 L. EPIS	33.378

#### SEG. 2

1	32 S. MORAIS	15.096
2	36 T. GRADINGER	15.158
3	86 A. BADOVINI	15.216
4	22 E. LAHTI	15.221
5	35 S. HILL	15.225
6	111 K. SMITH	15.229
7	38 H. SOOMER	15.254
8	84 L. CRESSON	15.275
9	77 W. TESSELS	15.297
10	96 A. IRWIN	15.402
11	10 N. CALERO	15.437
12	83 L. EPIS	15.441
13	65 M. CANDUCCI	15.456
14	15 A. COPPOLA	15.485
15	74 J. VAN SIKKELERUS	15.555
16	56 P. SEBESTYEN	15.578
17	62 V. VAN DER VALK	15.622

#### SEG. 3

1	111 K. SMITH	28.354
2	32 S. MORAIS	28.391
3	86 A. BADOVINI	28.407
4	22 E. LAHTI	28.427
5	65 M. CANDUCCI	28.501
6	36 T. GRADINGER	28.515
7	35 S. HILL	28.570
8	38 H. SOOMER	28.571
9	84 L. CRESSON	28.591
10	77 W. TESSELS	28.638
11	15 A. COPPOLA	28.659
12	96 A. IRWIN	28.684
13	10 N. CALERO	28.702
14	62 V. VAN DER VALK	28.818
15	74 J. VAN SIKKELERUS	28.843
16	56 P. SEBESTYEN	28.973
17	83 L. EPIS	29.378

#### SEG. 4

1	32 S. MORAIS	22.728
2	38 H. SOOMER	22.869
3	36 T. GRADINGER	22.910
4	111 K. SMITH	22.917
5	86 A. BADOVINI	23.044
6	35 S. HILL	23.087
7	77 W. TESSELS	23.115
8	96 A. IRWIN	23.135
9	84 L. CRESSON	23.211
10	22 E. LAHTI	23.266
11	10 N. CALERO	23.299
12	74 J. VAN SIKKELERUS	23.357
13	65 M. CANDUCCI	23.364
14	15 A. COPPOLA	23.376
15	56 P. SEBESTYEN	23.469
16	83 L. EPIS	23.561
17	62 V. VAN DER VALK	23.576

21/04/2018

These data/results cannot be reproduced, stored and/or transmitted in whole or in part by any manner of electronic, mechanical, photocopying, recording, broadcasting or otherwise now known or herein after developed without the previous express consent by the copyright owner, except for reproduction in daily press and regular printed publications on sale to the public within 60 days of the event related to those data/results and always provided that copyright symbol appears together as follows below.

© DORNA WSBK ORGANIZATION Srl 2018

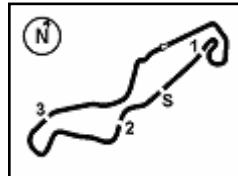
FICR PERUGIA TIMING



Official Tyre Supplier



Official Timekeeper



TT Circuit Assen 4.542 m

## Dutch Round, 20-21-22 April 2018

### World Supersport - Ideal Times Superpole 1

No.	Rider	Nat	Bike	Seg. 1	Seg. 2	Seg. 3	Seg. 4	Ideal Time			
				Diff. 1	Diff. 2	Diff. 3	Diff. 4	Best Lap	Pos.	Diff.	
1	<b>32 S. MORAIS</b>	POR	Kawasaki ZX-6R	32.467	<b>15.096</b>	28.391 0.081	<b>22.728</b>	<b>1'38.682</b>	1'38.763	2	0.081
2	<b>111 K. SMITH</b>	GBR	Honda CBR600RR	<b>32.381</b>	15.229 0.038	<b>28.354</b> 0.066	22.917	<b>1'38.881</b>	1'38.985	3	0.104
3	<b>86 A. BADOVINI</b>	ITA	MV Agusta F3 675	32.393	15.216	28.407	23.044 0.074	<b>1'39.060</b>	1'39.134	4	0.074
4	<b>38 H. SOOMER</b>	EST	Honda CBR600RR	32.495	15.254	28.571 0.243	22.869	<b>1'39.189</b>	1'39.432	6	0.243
5	<b>36 T. GRADINGER</b>	AUT	Yamaha YZF R6	32.724	15.158 0.082	28.515	22.910	<b>1'39.307</b>	1'39.389	5	0.082
6	<b>35 S. HILL</b>	GBR	Triumph Daytona 675	32.615 0.046	15.225 0.170	28.570	23.087	<b>1'39.497</b>	1'39.713	7	0.216
7	<b>22 E. LAHTI</b>	FIN	Suzuki GSX-R600	32.648	15.221 0.120	28.427 0.093	23.266 0.095	<b>1'39.562</b>	1'39.870	10	0.308
8	<b>77 W. TESSELS</b>	NED	Kawasaki ZX-6R	32.708	15.297	28.638 0.071	23.115	<b>1'39.758</b>	1'39.829	9	0.071
9	<b>84 L. CRESSON</b>	BEL	Yamaha YZF R6	32.695	15.275 0.003	28.591	23.211	<b>1'39.772</b>	1'39.775	8	0.003
10	<b>96 A. IRWIN</b>	GBR	Honda CBR600RR	32.778	15.402	28.684 0.082	23.135 0.161	<b>1'39.999</b>	1'40.242	11	0.243
11	<b>15 A. COPPOLA</b>	ITA	Yamaha YZF R6	32.711 0.272	15.485 0.004	28.659	23.376	<b>1'40.231</b>	1'40.507	13	0.276
12	<b>65 M. CANDUCCI</b>	ITA	Kawasaki ZX-6R	32.972 0.162	15.456 0.038	28.501	23.364	<b>1'40.293</b>	1'40.493	12	0.200
13	<b>10 N. CALERO</b>	ESP	Kawasaki ZX-6R	32.953 0.067	15.437 0.134	28.702	23.299 0.096	<b>1'40.391</b>	1'40.688	14	0.297
14	<b>74 J. VAN SIKKELERUS</b>	NED	Honda CBR600RR	32.985	15.555 0.045	28.843 0.080	23.357	<b>1'40.740</b>	1'40.865	15	0.125
15	<b>62 V. VAN DER VALK</b>	NED	Yamaha YZF R6	32.998	15.622 0.119	28.818 0.116	23.576	<b>1'41.014</b>	1'41.249	17	0.235
16	<b>56 P. SEBESTYEN</b>	HUN	Kawasaki ZX-6R	33.124	15.578	28.973	23.469 0.066	<b>1'41.144</b>	1'41.210	16	0.066
17	<b>83 L. EPIS</b>	AUS	Kawasaki ZX-6R	33.378	15.441 0.105	29.378	23.561 0.049	<b>1'41.758</b>	1'41.912	18	0.154
<b>Overall Ideal Time</b>				<b>32.381</b>	<b>15.096</b>	<b>28.354</b>	<b>22.728</b>	<b>1'38.559</b>			

21/04/2018  
 These data/results cannot be reproduced, stored and/or transmitted in whole or in part by any manner of electronic, mechanical, photocopying, recording, broadcasting or otherwise now known or herein after developed without the previous express consent by the copyright owner, except for reproduction in daily press and regular printed publications on sale to the public within 60 days of the event related to those data/results and always provided that copyright symbol appears together as follows below.  
 © DORNA WSBK ORGANIZATION Srl 2018

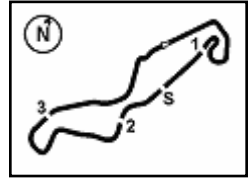
FICR PERUGIA TIMING



Official Tyre Supplier



Official Timekeeper

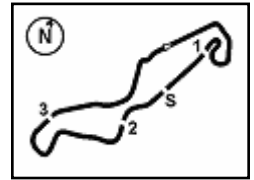


1° 32 S. MORAIS (1'38.763)								7° 84 L. CRESSON (1'39.775)							
Lap	Seg.1	Seg.2	Seg.3	Seg.4	Lap Time	km/h	Local Time	Lap	Seg.1	Seg.2	Seg.3	Seg.4	Lap Time	km/h	Local Time
1		16.028	29.367	23.617	242,7	14:02'21.126		1		16.007	32.472	23.661	250,6	14:01'50.997	
2	33.016	15.379	28.617	23.092	1'40.104	248,8	14:04'01.230	2	33.073	15.372	29.130	23.285	1'40.860	251,2	14:03'31.857
3	32.667	15.184	28.451	22.983	1'39.285	<b>251,2</b>	14:05'40.515	3	33.037	15.278	28.935	23.382	1'40.632	<b>256,5</b>	14:05'12.489
4	33.362	16.195	29.095	35.198	1'53.850P	235,3	14:07'34.365	4	32.965	15.401	29.077	33.541	1'50.984P	255,9	14:07'03.473
5	2'45.305	19.480	32.504	23.121	4'00.410P	177,3	14:11'34.775	5	3'16.424	18.186	32.289	23.492	4'30.391P	195,7	14:11'33.864
6	<b>32.467</b>	<b>15.096</b>	28.472	22.728	<b>1'38.763</b>	250,0	14:13'13.538	6	32.797	15.352	28.951	23.226	1'40.326	251,2	14:13'14.190
7	32.489	15.256	<b>28.391</b>	22.851	1'38.987	250,6	14:14'52.525	7	32.847	<b>15.275</b>	28.689	23.265	1'40.076	254,1	14:14'54.266
8	32.582	15.266	29.045	36.527	1'53.420P	249,4	14:16'45.945	8	<b>32.695</b>	15.278	<b>28.591</b>	23.211	<b>1'39.775</b>	253,5	14:16'34.041
2° 111 K. SMITH (1'38.985)								8° 77 W. TESSELS (1'39.829)							
Lap	Seg.1	Seg.2	Seg.3	Seg.4	Lap Time	km/h	Local Time	Lap	Seg.1	Seg.2	Seg.3	Seg.4	Lap Time	km/h	Local Time
1		20.605	31.573	24.120		179,7	14:01'57.532	1		15.757	29.023	23.438		245,5	14:01'42.136
2	32.803	15.393	29.138	23.640	1'40.974	248,8	14:03'38.506	2	33.181	15.491	28.960	23.359	1'40.991	245,5	14:03'23.127
3	32.687	15.305	28.597	23.109	1'39.698	241,6	14:05'18.204	3	33.165	15.519	31.516	32.671	1'52.871P	<b>248,3</b>	14:05'15.998
4	33.185	15.485	28.824	37.135	1'54.629P	<b>251,2</b>	14:07'12.833	4	2'02.226	15.682	28.894	23.542	3'10.344P	243,8	14:08'26.342
5	3'17.956	15.903	29.627	23.608	4'27.094P	246,0	14:11'39.927	5	32.737	15.360	28.641	23.274	1'40.012	246,6	14:10'06.354
6	32.654	15.363	28.483	22.976	1'39.476	241,1	14:13'19.403	6	32.716	15.317	<b>28.638</b>	23.207	1'39.878	246,0	14:11'46.232
7	<b>32.381</b>	15.267	28.420	22.917	<b>1'38.985</b>	240,0	14:14'58.388	7	<b>32.708</b>	<b>15.297</b>	28.709	23.115	<b>1'39.829</b>	246,6	14:13'26.061
8	32.478	<b>15.229</b>	<b>28.354</b>	22.942	1'39.003	240,0	14:16'37.391	8	32.843	15.351	28.719	23.157	1'40.070	247,1	14:15'06.131
3° 86 A. BADOVINI (1'39.134)								9° 22 E. LAHTI (1'39.870)							
Lap	Seg.1	Seg.2	Seg.3	Seg.4	Lap Time	km/h	Local Time	Lap	Seg.1	Seg.2	Seg.3	Seg.4	Lap Time	km/h	Local Time
1		15.729	28.863	23.437		243,2	14:01'41.402	1		16.048	30.358	25.314		241,6	14:02'01.143
2	32.572	15.365	28.893	23.216	1'40.046	245,5	14:03'21.448	2	32.898	15.464	28.697	24.871	1'41.930	244,3	14:03'43.073
3	32.674	15.339	28.577	23.044	1'39.634	<b>247,7</b>	14:05'01.082	3	32.939	15.327	28.672	23.266	1'40.204	<b>248,8</b>	14:05'23.277
4	34.279	15.815	29.658	34.398	1'54.150P	244,3	14:06'55.232	4	35.624	15.368	28.799	33.539	1'53.330P	247,1	14:07'16.607
5	2'45.767	17.059	30.782	24.759	3'58.367P	220,9	14:10'53.599	5	2'01.998	15.733	28.891	23.772	3'10.394P	239,5	14:10'27.001
6	<b>32.393</b>	<b>15.216</b>	<b>28.407</b>	23.118	<b>1'39.134</b>	247,1	14:12'32.733	6	<b>32.648</b>	15.341	28.520	23.361	<b>1'39.870</b>	244,3	14:12'06.871
7								7	35.219	15.504	29.787	24.283	1'44.793	246,6	14:13'51.664
8								8	32.708	<b>15.221</b>	<b>28.427</b>	23.102	1'39.458C	246,0	14:15'31.122
4° 36 T. GRADINGER (1'39.389)								10° 96 A. IRWIN (1'40.242)							
Lap	Seg.1	Seg.2	Seg.3	Seg.4	Lap Time	km/h	Local Time	Lap	Seg.1	Seg.2	Seg.3	Seg.4	Lap Time	km/h	Local Time
1		15.671	29.219	23.629		250,0	14:01'43.286	1		15.806	29.202	23.522		243,8	14:01'43.525
2	32.946	<b>15.158</b>	28.594	23.341	1'40.039	251,2	14:03'23.325	2	33.000	15.567	<b>28.684</b>	23.166	1'40.417	244,9	14:03'23.942
3	33.151	15.632	29.815	34.125	1'52.723P	<b>255,9</b>	14:05'16.048	3	32.933	15.497	28.929	23.503	1'40.862	<b>247,7</b>	14:05'04.804
4	2'58.728	15.676	29.167	23.641	4'07.212P	251,2	14:09'23.260	4	33.200	15.633	29.229	35.063	1'53.125P	244,3	14:06'57.929
5	32.876	15.181	28.698	23.175	1'39.930	251,7	14:11'03.190	5	2'21.062	15.650	28.850	23.810	3'29.372P	242,2	14:10'27.301
6	32.873	15.188	28.547	23.007	1'39.615	252,3	14:12'42.805	6	<b>32.778</b>	<b>15.402</b>	28.766	23.296	<b>1'40.242</b>	246,0	14:12'07.543
7	32.731	15.205	28.639	22.935	1'39.510	252,3	14:14'22.315	7	32.937	15.506	28.848	23.413	1'40.704	243,2	14:13'48.247
8	<b>32.724</b>	15.240	<b>28.515</b>	22.910	<b>1'39.389</b>	247,7	14:16'01.704	8	33.016	15.474	28.710	23.135	1'40.335	237,9	14:15'28.582
5° 38 H. SOOMER (1'39.432)								11° 65 M. CANDUCCI (1'40.493)							
Lap	Seg.1	Seg.2	Seg.3	Seg.4	Lap Time	km/h	Local Time	Lap	Seg.1	Seg.2	Seg.3	Seg.4	Lap Time	km/h	Local Time
1		17.338	29.449	23.959		220,9	14:01'58.477	1		21.488	31.421	24.448		172,5	14:01'58.248
2	33.089	15.528	28.892	23.319	1'40.828	246,0	14:03'39.305	2	33.474	15.854	29.310	23.825	1'42.463	<b>246,6</b>	14:03'40.711
3	37.683	15.470	29.216	23.200	1'45.569	<b>250,6</b>	14:05'24.874	3	33.666	15.509	28.746	23.723	1'41.644	246,0	14:05'22.355
4	32.839	15.423	28.830	23.221	1'40.313	250,0	14:07'05.187	4	33.452	15.773	29.106	35.207	1'53.538P	244,9	14:07'15.893
5	33.046	15.514	29.104	33.136	1'50.800P	246,0	14:08'55.987	5	2'25.707	16.918	30.623	25.259	3'38.507P	223,6	14:10'54.400
6	2'33.975	15.627	28.910	23.253	3'41.765P	245,5	14:12'37.752	6	<b>32.972</b>	<b>15.456</b>	28.779	23.454	1'40.661	243,8	14:12'35.061
7	32.577	15.452	<b>28.571</b>	23.003	1'39.603	247,7	14:14'17.355	7	33.134	15.494	<b>28.501</b>	23.364	<b>1'40.493</b>	244,3	14:14'15.554
8	<b>32.495</b>	<b>15.254</b>	28.814	22.869	<b>1'39.432</b>	248,8	14:15'56.787	8	33.000	15.639	28.523	23.369	1'40.531	244,9	14:15'56.085
6° 35 S. HILL (1'39.713)								12° 15 A. COPPOLA (1'40.507)							
Lap	Seg.1	Seg.2	Seg.3	Seg.4	Lap Time	km/h	Local Time	Lap	Seg.1	Seg.2	Seg.3	Seg.4	Lap Time	km/h	Local Time
1		18.159	30.886	23.663		186,9	14:01'54.104	1		17.260	34.022	24.148		218,6	14:01'52.279
2	33.082	15.367	29.466	23.598	1'41.513	242,7	14:03'35.617	2	33.065	15.615	28.845	23.615	1'41.140	242,7	14:03'33.419
3	32.740	15.364	28.629	23.170	1'39.903	<b>247,1</b>	14:05'15.520	3	33.006	16.710	29.853	23.595	1'43.164	246,6	14:05'16.583
4	32.824	<b>15.225</b>	28.684	36.204	1'52.937P	246,6	14:07'08.457	4	33.035	15.758	29.388	39.045	1'57.226P	<b>247,7</b>	14:07'13.809
5	2'02.894	15.498	28.917	23.448	3'10.757P	244,9	14:10'19.214	5	2'03.497	16.157	30.550	24.140	3'14.344P	243,2	14:10'28.153
6	32.670	15.365	28.612	23.389	1'40.036	243,2	14:11'59.250	6	32.875	<b>15.485</b>	28.802	23.465	1'40.627	246,6	14:12'08.780
7	<b>32.615</b>	15.371	28.704	23.137	1'39.827	243,2	14:13'39.077								
8	32.661	15.395	<b>28.570</b>	23.087	<b>1'39.713</b>	243,8	14:15'18.790								

21/04/2018 P = Pits In/Out - C = Lap Time Cancelled

These data/results cannot be reproduced, stored and/or transmitted in whole or in part by any manner of electronic, mechanical, photocopying, recording, broadcasting or otherwise now known or herein after developed without the previous express consent by the copyright owner, except for reproduction in daily press and regular printed publications on sale to the public within 60 days of the event related to those data/results and always provided that copyright symbol appears together as follows below.

© DORNA WSBK ORGANIZATION Srl 2018



## Dutch Round, 20-21-22 April 2018

### World Supersport - Chronological Analysis Superpole 1

7	<b>32.711</b>	15.487	28.877	23.467	1'40.542	246,0	14:13'49.322
8	32.983	15.489	<b>28.659</b>	23.376	<b>1'40.507</b>	247,1	14:15'29.829

13° 10 N. CALERO (1'40.688)							
Lap	Seg.1	Seg.2	Seg.3	Seg.4	Lap Time	km/h	Local Time
1		15.823	28.799	23.346		243,8	14:01'43.719
2	33.131	<b>15.437</b>	28.927	23.299	1'40.794	<b>248,3</b>	14:03'24.513
3	33.198	15.453	28.889	23.584	1'41.124	247,7	14:05'05.637
4	35.280	16.612	29.841	36.922	1'58.655P	240,0	14:07'04.292
5	2'34.349	16.573	30.492	24.903	3'46.317P	237,9	14:10'50.609
6	33.385	15.744	29.169	24.103	1'42.401	241,1	14:12'33.010
7	33.020	15.571	<b>28.702</b>	23.395	<b>1'40.688</b>	243,8	14:14'13.698
8	<b>32.953</b>	15.605	28.884	23.502	1'40.944	244,3	14:15'54.642

14° 74 J. VAN SIKKELERUS (1'40.865)							
Lap	Seg.1	Seg.2	Seg.3	Seg.4	Lap Time	km/h	Local Time
1		17.539	36.277	24.258		209,3	14:01'56.383
2	33.302	15.647	32.258	23.803	1'45.010C	242,2	14:03'41.393
3	33.502	15.677	29.146	23.807	1'42.132	<b>246,6</b>	14:05'23.525
4	33.145	<b>15.555</b>	28.916	23.898	1'41.514	246,0	14:07'05.039
5	33.601	15.616	28.956	32.648	1'50.821P	245,5	14:08'55.860
6	2'53.380	16.874	30.145	23.945	4'04.344P	233,3	14:13'00.204
7	33.157	15.594	<b>28.843</b>	23.575	1'41.169	242,7	14:14'41.373
8	<b>32.985</b>	15.600	28.923	23.357	<b>1'40.865</b>	242,7	14:16'22.238

15° 56 P. SEBESTYEN (1'41.210)							
Lap	Seg.1	Seg.2	Seg.3	Seg.4	Lap Time	km/h	Local Time
1		16.000	29.670	23.846		242,2	14:01'46.596
2	33.861	15.723	29.347	23.961	1'42.892	242,2	14:03'29.488
3	33.369	15.723	29.278	23.675	1'42.045	246,0	14:05'11.533
4	33.445	15.648	29.182	23.778	1'42.053	244,9	14:06'53.586
5	33.415	15.734	29.253	23.603	1'42.005	243,8	14:08'35.591
6	36.653	15.654	29.078	23.561	1'44.946	<b>246,6</b>	14:10'20.537
7	<b>33.124</b>	<b>15.578</b>	<b>28.973</b>	23.535	<b>1'41.210</b>	244,9	14:12'01.747
8	33.181	15.637	29.120	23.469	1'41.407	244,3	14:13'43.154
9	33.169	15.682	29.192	23.543	1'41.586	244,3	14:15'24.740

16° 62 V. VAN DER VALK (1'41.249)							
Lap	Seg.1	Seg.2	Seg.3	Seg.4	Lap Time	km/h	Local Time
1		16.402	29.643	24.144		237,4	14:01'48.519
2	33.435	15.834	29.065	23.963	1'42.297	240,5	14:03'30.816
3	33.275	15.783	29.083	23.862	1'42.003	243,2	14:05'12.819
4	33.057	<b>15.622</b>	<b>28.818</b>	23.904	1'41.401	<b>244,9</b>	14:06'54.220
5	33.181	15.699	28.956	23.736	1'41.572	243,2	14:08'35.792
6	34.038	19.111	29.056	23.730	1'45.935	153,8	14:10'21.727
7	33.143	15.683	28.964	23.667	1'41.457	242,7	14:12'03.184
8	<b>32.998</b>	15.741	28.934	23.576	<b>1'41.249</b>	242,2	14:13'44.433
9	33.116	15.705	28.940	23.633	1'41.394	242,2	14:15'25.827

17° 83 L. EPIS (1'41.912)							
Lap	Seg.1	Seg.2	Seg.3	Seg.4	Lap Time	km/h	Local Time
1		15.994	30.259	23.949		239,5	14:02'06.959
2	33.651	15.610	29.691	23.763	1'42.715	242,2	14:03'49.674
3	33.617	15.536	29.611	23.811	1'42.575	<b>246,6</b>	14:05'32.249
4	33.618	<b>15.441</b>	29.445	23.561	1'42.065	246,0	14:07'14.314
5	33.748	16.235	29.944	34.520	1'54.447P	243,8	14:09'08.761
6	2'40.308	16.172	32.838	23.956	3'53.274P	239,5	14:13'02.035
7	33.523	15.611	29.434	23.611	1'42.179	244,9	14:14'44.214
8	<b>33.378</b>	15.546	<b>29.378</b>	23.610	<b>1'41.912</b>	244,3	14:16'26.126

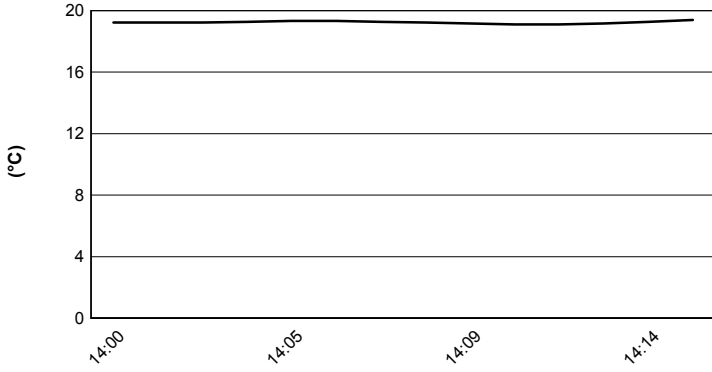
21/04/2018 P = Pits In/Out - C = Lap Time Cancelled

These data/results cannot be reproduced, stored and/or transmitted in whole or in part by any manner of electronic, mechanical, photocopying, recording, broadcasting or otherwise now known or herein after developed without the previous express consent by the copyright owner, except for reproduction in daily press and regular printed publications on sale to the public within 60 days of the event related to those data/results and always provided that copyright symbol appears together as follows below.

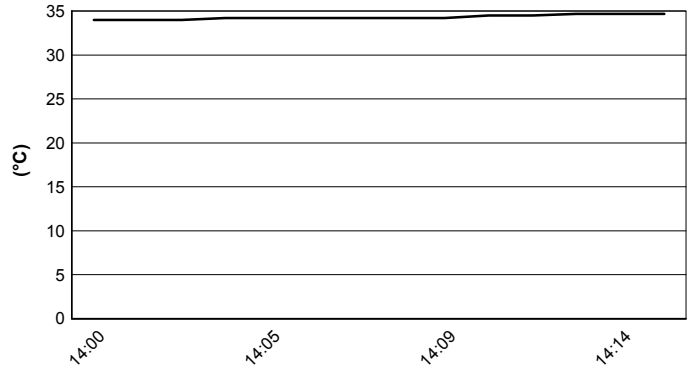
© DORNA WSBK ORGANIZATION Srl 2018

**Dutch Round, 20-21-22 April 2018**  
**World Supersport - Weather Report Superpole 1**  
 Session started 14:00 - Session ended 14:17


**Air Temperature**



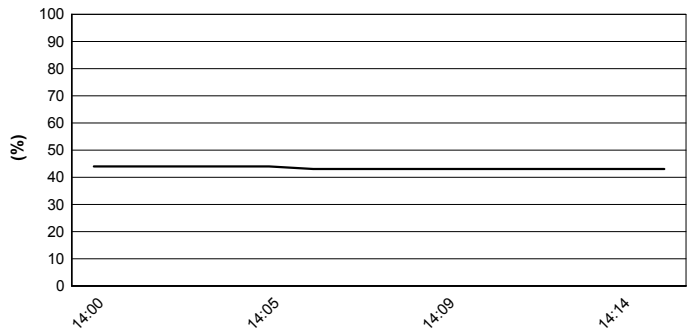
**Track Temperature**



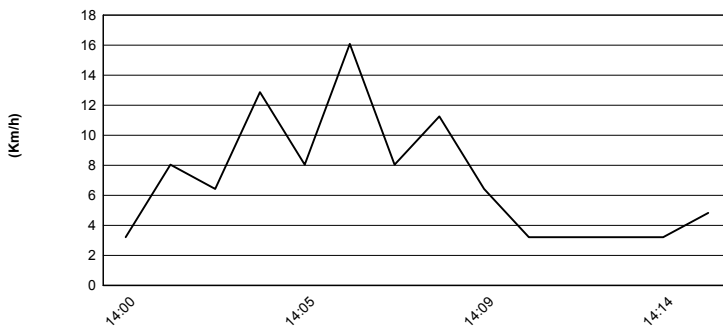
**Air Pressure**



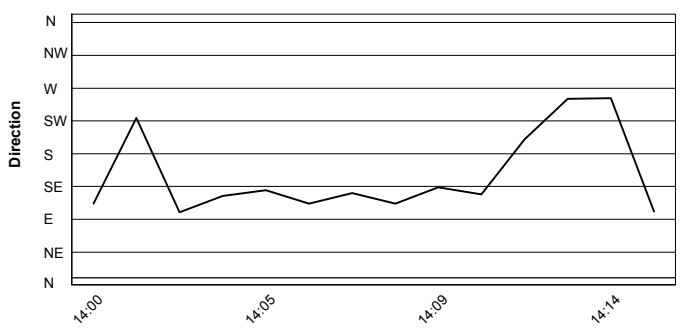
**Humidity**



**Wind Speed**



**Wind Direction**



21/04/2018

These data/results cannot be reproduced, stored and/or transmitted in whole or in part by any manner of electronic, mechanical, photocopying, recording, broadcasting or otherwise now known or herein after developed without the previous express consent by the copyright owner, except for reproduction in daily press and regular printed publications on sale to the public within 60 days of the event related to those data/results and always provided that copyright symbol appears together as follows below.

© DORNA WSBK ORGANIZATION Srl 2018