

Dutch Round, 20-21-22 April 2018

World Supersport - Free Practices & Superpole Combined Results

No.	Rider	Nat	Team	Bike	Class	FPs	LL	Superpole	Gap	Time	Avg
1	11 S. CORTESE	GER	Kallio Racing	Yamaha YZF R6		1'38.150	38	1'37.799		1'37.799	167,192
2	144 L. MAHIAS	FRA	GRT Yamaha Official WorldSSP Team	Yamaha YZF R6		1'39.255	33	1'38.085	0.286	1'38.085	166,704
3	3 R. DE ROSA	ITA	MV Agusta Reparto Corse by Vamag	MV Agusta F3 675		1'39.107	41	1'38.109	0.310	1'38.109	166,664
4	16 J. CLUZEL	FRA	NRT	Yamaha YZF R6		1'38.676	34	1'38.192	0.393	1'38.192	166,523
5	81 L. STAPLEFORD	GBR	Profile Racing	Triumph Daytona 675		1'38.994	32	1'38.249	0.450	1'38.249	166,426
6	21 R. KRUMMENACHER	SUI	BARDAHL Evan Bros. WorldSSP Team	Yamaha YZF R6		1'38.116	38	1'38.337	0.538	1'38.337	166,277
7	64 F. CARICASULO	ITA	GRT Yamaha Official WorldSSP Team	Yamaha YZF R6		1'39.114	39	1'38.569	0.770	1'38.569	165,886
8	66 N. TUULI	FIN	CIA Landlord Insurance Honda	Honda CBR600RR		1'39.520	34	1'38.594	0.795	1'38.594	165,844
9	32 S. MORAIS	POR	Kawasaki Puccetti Racing	Kawasaki ZX-6R		1'39.542	40	1'38.718	0.919	1'38.718	165,635
10	111 K. SMITH	GBR	GEMAR Team Lorini	Honda CBR600RR		1'39.762	39	1'38.851	1.052	1'38.851	165,413
11	47 R. HARTOG	NED	Team Hartog - Against Cancer	Kawasaki ZX-6R	ESS	1'39.378	42	1'38.933	1.134	1'38.933	165,275
12	78 H. OKUBO	JPN	Kawasaki Puccetti Racing	Kawasaki ZX-6R		1'39.278	37	1'39.243	1.444	1'39.243	164,759
13	86 A. BADOVINI	ITA	MV Agusta Reparto Corse by Vamag	MV Agusta F3 675		1'39.668	35	1'39.134		1'39.134	164,940
14	36 T. GRADINGER	AUT	NRT	Yamaha YZF R6		1'40.191	37	1'39.389	0.255	1'39.389	164,517
15	38 H. SOOMER	EST	Racedays	Honda CBR600RR		1'40.662	41	1'39.432	0.298	1'39.432	164,446
16	35 S. HILL	GBR	Profile Racing	Triumph Daytona 675		1'40.458	38	1'39.713	0.579	1'39.713	163,983
17	84 L. CRESSON	BEL	Kallio Racing	Yamaha YZF R6		1'40.778	42	1'39.775	0.641	1'39.775	163,881
18	77 W. TESSELS	NED	Chromeburner Wayne's Racingteam MIM	Kawasaki ZX-6R	ESS	1'40.679	44	1'39.829	0.695	1'39.829	163,792
19	22 E. LAHTI	FIN	Sterkman Motorsport by HRP	Suzuki GSX-R600	ESS	1'39.788	43	1'39.870	0.736	1'39.870	163,725
20	96 A. IRWIN	GBR	CIA Landlord Insurance Honda	Honda CBR600RR		1'40.810	42	1'40.242	1.108	1'40.242	163,117
21	65 M. CANDUCCI	ITA	Team GoEleven Kawasaki	Kawasaki ZX-6R		1'40.973	37	1'40.493	1.359	1'40.493	162,710
22	15 A. COPPOLA	ITA	GRT Yamaha Official WorldSSP Junior Team	Yamaha YZF R6	ESS	1'41.464	41	1'40.507	1.373	1'40.507	162,687
23	10 N. CALERO	ESP	Orelac Racing VerdNatura	Kawasaki ZX-6R		1'40.477	35	1'40.688	1.554	1'40.688	162,395
24	74 J. VAN SIKKELERUS	NED	GEMAR Team Lorini	Honda CBR600RR		1'41.522	40	1'40.865	1.731	1'40.865	162,110
25	56 P. SEBESTYEN	HUN	SSP Hungary Racing	Kawasaki ZX-6R	ESS	1'41.575	41	1'41.210	2.076	1'41.210	161,557
26	62 V. VAN DER VALK	NED	Benro Racing	Yamaha YZF R6		1'41.346	38	1'41.249	2.115	1'41.249	161,495
27	83 L. EPIS	AUS	Team GoEleven Kawasaki	Kawasaki ZX-6R		1'42.388	19	1'41.912	2.778	1'41.912	160,444
28	13 A. WEST	AUS	EAB antwest Racing	Kawasaki ZX-6R		1'40.096	17			1'40.096	163,355

21/04/2018

The results are provisional until the end of the time limit for protests and appeals and the completion of the technical checks.

These data/results cannot be reproduced, stored and/or transmitted in whole or in part by any manner of electronic, mechanical, photocopying, recording, broadcasting or otherwise now known or herein after developed without the previous express consent by the copyright owner, except for reproduction in daily press and regular printed publications on sale to the public within 60 days of the event related to those data/results and always provided that copyright symbol appears together as follows below.

© DORNA WSBK ORGANIZATION Srl 2018

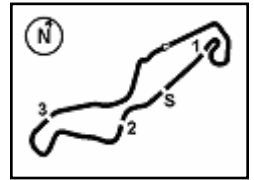
FIAT PERUGIA TIMING



Official Tyre Supplier



Official Timekeeper



TT Circuit Assen 4.542 m

Dutch Round, 20-21-22 April 2018

World Supersport - Provisional Starting Grid

18 Laps x 4,542 km = 81,756 km

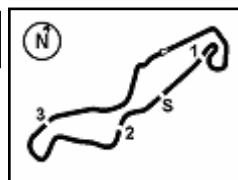
1	11 CORTESE S. Yamaha 1'37.799 SP2	2	144 MAHIAS L. Yamaha 1'38.085 SP2	3	3 DE ROSA R. MV Agusta 1'38.109 SP2
2	16 CLUZEL J. Yamaha 1'38.192 SP2	5	81 STAPLEFORD L. Triumph 1'38.249 SP2	6	21 KRUMMENACHER R. Yamaha 1'38.337 SP2
3	64 CARICASULO F. Yamaha 1'38.569 SP2	8	66 TUULI N. Honda 1'38.594 SP2	9	32 MORAIS S. Kawasaki 1'38.718 SP2
4	111 SMITH K. Honda 1'38.851 SP2	11	47 HARTOG R. Kawasaki 1'38.933 SP2	12	78 OKUBO H. Kawasaki 1'39.243 SP2
5	86 BADOVINI A. MV Agusta 1'39.134 SP1	14	36 GRADINGER T. Yamaha 1'39.389 SP1	15	38 SOOMER H. Honda 1'39.432 SP1
6	35 HILL S. Triumph 1'39.713 SP1	17	84 CRESSON L. Yamaha 1'39.775 SP1	18	77 TESSELS W. Kawasaki 1'39.829 SP1
7	22 LAHTI E. Suzuki 1'39.870 SP1	20	96 IRWIN A. Honda 1'40.242 SP1	21	65 CANDUCCI M. Kawasaki 1'40.493 SP1
8	10 CALERO N. Kawasaki 1'40.688 SP1	23	74 VAN SIKKELERUS J. Honda 1'40.865 SP1	24	56 SEBESTYEN P. Kawasaki 1'41.210 SP1
9	15 COPPOLA A. Yamaha 1'40.507 SP1	26	62 VAN DER VALK V. Yamaha 1'41.249 SP1	27	83 EPIS L. Kawasaki 1'41.912 SP1

N.13 (West A.) will not take part in the race. Declared unfit after FP1
N.15 (Coppola A.) has been demoted by 3 grid positions according to Art. 1.21.2

* = Penalized

21/04/2018 Jury President

..... Race Director



TT Circuit Assen 4.542 m

1 / 2

Dutch Round, 20-21-22 April 2018

World Supersport - Results Superpole 2

No.	Rider	Nat	Team	Bike	Class	Time	Gap	Rel.	Laps	Speed	
										Avg	Max
1	11 S. CORTESE	GER	Kallio Racing	Yamaha YZF R6		1'37.799			7	167,192	251,2
2	144 L. MAHIAS	FRA	GRT Yamaha Official WorldSSP Team	Yamaha YZF R6		1'38.085	0.286	0.286	6	166,704	247,7
3	3 R. DE ROSA	ITA	MV Agusta Reparto Corse by Vamag	MV Agusta F3 675		1'38.109	0.310	0.024	7	166,664	251,2
4	16 J. CLUZEL	FRA	NRT	Yamaha YZF R6		1'38.192	0.393	0.083	7	166,523	254,7
5	81 L. STAPLEFORD	GBR	Profile Racing	Triumph Daytona 675		1'38.249	0.450	0.057	8	166,426	248,3
6	21 R. KRUMMENACHER	SUI	BARDAHL Evan Bros. WorldSSP Team	Yamaha YZF R6		1'38.337	0.538	0.088	6	166,277	250,6
7	64 F. CARICASULO	ITA	GRT Yamaha Official WorldSSP Team	Yamaha YZF R6		1'38.569	0.770	0.232	8	165,886	248,8
8	66 N. TUULI	FIN	CIA Landlord Insurance Honda	Honda CBR600RR		1'38.594	0.795	0.025	7	165,844	250,0
9	32 S. MORAIS	POR	Kawasaki Puccetti Racing	Kawasaki ZX-6R		1'38.718	0.919	0.124	6	165,635	250,0
10	111 K. SMITH	GBR	GEMAR Team Lorini	Honda CBR600RR		1'38.851	1.052	0.133	6	165,413	251,7
11	47 R. HARTOG	NED	Team Hartog - Against Cancer	Kawasaki ZX-6R	ESS	1'38.933	1.134	0.082	7	165,275	246,6
12	78 H. OKUBO	JPN	Kawasaki Puccetti Racing	Kawasaki ZX-6R		1'39.243	1.444	0.310	5	164,759	251,2

AIR	Humidity:	41%	Temp:	19°C
TRACK	Condition:	Dry	Temp:	35°C

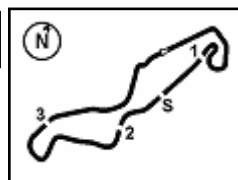
Records	Pole (SP2)	2017	K.Sofuoglu	1'37.805	167,180	Km/h
	Race (RC)	2015	J.Cluzel	1'38.184	166,540	Km/h
	Circuit (SP2)	2017	K.Sofuoglu	1'37.805	167,180	Km/h

21/04/2018 Start End
 14:25 14:41

The results are provisional until the end of the time limit for protests and appeals and the completion of the technical checks.

These data/results cannot be reproduced, stored and/or transmitted in whole or in part by any manner of electronic, mechanical, photocopying, recording, broadcasting or otherwise now known or herein after developed without the previous express consent by the copyright owner, except for reproduction in daily press and regular printed publications on sale to the public within 60 days of the event related to those data/results and always provided that copyright symbol appears together as follows below.

© DORNA WSBK ORGANIZATION Srl 2018



Dutch Round, 20-21-22 April 2018

World Supersport - Results Superpole 2

Session Highlights

Local Time	No. Rider	Description
14.25.00		Start
14.41.36		End Of Session

Fastest Laps Sequence

No.	Rider	Nat	Team	Bike	Local Time	Time	Gap	Avg
64	F. CARICASULO	ITA	GRT Yamaha Official WorldSSP Team	Yamaha YZF R6	14:28'18.500	1'39.207		164,819
47	R. HARTOG	NED	Team Hartog - Against Cancer	Kawasaki ZX-6R	14:28'19.564	1'38.933	-0.274	165,275
11	S. CORTESE	GER	Kallio Racing	Yamaha YZF R6	14:28'41.146	1'38.408	-0.525	166,157
11	S. CORTESE	GER	Kallio Racing	Yamaha YZF R6	14:30'19.514	1'38.368	-0.040	166,225
81	L. STAPLEFORD	GBR	Profile Racing	Triumph Daytona 675	14:36'32.395	1'38.249	-0.119	166,426
11	S. CORTESE	GER	Kallio Racing	Yamaha YZF R6	14:37'44.285	1'37.877	-0.372	167,059
11	S. CORTESE	GER	Kallio Racing	Yamaha YZF R6	14:39'22.084	1'37.799	-0.078	167,192

21/04/2018 Start End The results are provisional until the end of the time limit for protests and appeals and the completion of the technical checks.

These data/results cannot be reproduced, stored and/or transmitted in whole or in part by any manner of electronic, mechanical, photocopying, recording, broadcasting or otherwise now known or herein after developed without the previous express consent by the copyright owner, except for reproduction in daily press and regular printed publications on sale to the public within 60 days of the event related to those data/results and always provided that copyright symbol appears together as follows below.

© DORNA WSBK ORGANIZATION Srl 2018

Dutch Round, 20-21-22 April 2018

World Supersport - Best Sectors & Speed Superpole 2

BEST LAP

1	11 S. CORTESE	Yamaha YZF R6	1'37.799
2	144 L. MAHIAS	Yamaha YZF R6	1'38.085
3	3 R. DE ROSA	MV Agusta F3 675	1'38.109
4	16 J. CLUZEL	Yamaha YZF R6	1'38.192
5	81 L. STAPLEFORD	Triumph Daytona 675	1'38.249
6	21 R. KRUMMENACHER	Yamaha YZF R6	1'38.337
7	64 F. CARICASULO	Yamaha YZF R6	1'38.569
8	66 N. TUULI	Honda CBR600RR	1'38.594
9	32 S. MORAIS	Kawasaki ZX-6R	1'38.718
10	111 K. SMITH	Honda CBR600RR	1'38.851
11	47 R. HARTOG	Kawasaki ZX-6R	1'38.933
12	78 H. OKUBO	Kawasaki ZX-6R	1'39.243

SPEED

1	16 J. CLUZEL	Yamaha YZF R6	254,7
2	111 K. SMITH	Honda CBR600RR	251,7
3	11 S. CORTESE	Yamaha YZF R6	251,2
4	3 R. DE ROSA	MV Agusta F3 675	251,2
5	78 H. OKUBO	Kawasaki ZX-6R	251,2
6	21 R. KRUMMENACHER	Yamaha YZF R6	250,6
7	66 N. TUULI	Honda CBR600RR	250,0
8	32 S. MORAIS	Kawasaki ZX-6R	250,0
9	64 F. CARICASULO	Yamaha YZF R6	248,8
10	81 L. STAPLEFORD	Triumph Daytona 675	248,3
11	144 L. MAHIAS	Yamaha YZF R6	247,7
12	47 R. HARTOG	Kawasaki ZX-6R	246,6

SEG. 1

1	144 L. MAHIAS	31.953
2	81 L. STAPLEFORD	31.998
3	11 S. CORTESE	32.034
4	3 R. DE ROSA	32.081
5	16 J. CLUZEL	32.148
6	21 R. KRUMMENACHER	32.205
7	66 N. TUULI	32.205
8	64 F. CARICASULO	32.225
9	111 K. SMITH	32.337
10	47 R. HARTOG	32.412
11	32 S. MORAIS	32.416
12	78 H. OKUBO	32.501

SEG. 2

1	3 R. DE ROSA	15.062
2	11 S. CORTESE	15.068
3	16 J. CLUZEL	15.092
4	21 R. KRUMMENACHER	15.127
5	64 F. CARICASULO	15.131
6	47 R. HARTOG	15.148
7	144 L. MAHIAS	15.164
8	111 K. SMITH	15.171
9	32 S. MORAIS	15.173
10	81 L. STAPLEFORD	15.198
11	66 N. TUULI	15.230
12	78 H. OKUBO	15.236

SEG. 3

1	11 S. CORTESE	27.931
2	3 R. DE ROSA	28.170
3	144 L. MAHIAS	28.200
4	81 L. STAPLEFORD	28.237
5	16 J. CLUZEL	28.243
6	21 R. KRUMMENACHER	28.250
7	64 F. CARICASULO	28.283
8	111 K. SMITH	28.295
9	66 N. TUULI	28.316
10	32 S. MORAIS	28.338
11	47 R. HARTOG	28.372
12	78 H. OKUBO	28.476

SEG. 4

1	16 J. CLUZEL	22.520
2	11 S. CORTESE	22.669
3	3 R. DE ROSA	22.674
4	144 L. MAHIAS	22.750
5	21 R. KRUMMENACHER	22.755
6	47 R. HARTOG	22.767
7	64 F. CARICASULO	22.775
8	32 S. MORAIS	22.788
9	66 N. TUULI	22.790
10	81 L. STAPLEFORD	22.798
11	111 K. SMITH	22.873
12	78 H. OKUBO	22.944

21/04/2018

These data/results cannot be reproduced, stored and/or transmitted in whole or in part by any manner of electronic, mechanical, photocopying, recording, broadcasting or otherwise now known or herein after developed without the previous express consent by the copyright owner, except for reproduction in daily press and regular printed publications on sale to the public within 60 days of the event related to those data/results and always provided that copyright symbol appears together as follows below.

© DORNA WSBK ORGANIZATION Srl 2018

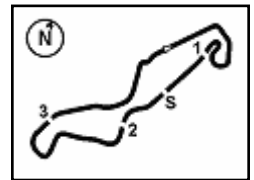
FICR PERUGIA TIMING



Official Tyre Supplier



Official Timekeeper



Dutch Round, 20-21-22 April 2018

World Supersport - Chronological Analysis Superpole 2

TT Circuit Assen 4.542 m

1 / 2

1° 11 S. CORTESE (1'37.799)							
Lap	Seg.1	Seg.2	Seg.3	Seg.4	Lap Time	km/h	Local Time
1		15.595	30.004	24.472	248,3	14:27'02.738	
2	32.305	15.117	28.249	22.737	1'38.408	246,0	14:28'41.146
3	32.384	15.111	28.153	22.720	1'38.368	241,1	14:30'19.514
4	33.540	15.553	29.513	35.982	1'54.588P	251,2	14:32'14.102
5	2'44.494	15.676	28.948	23.188	3'52.306P	249,4	14:36'06.408
6	32.158	15.113	27.931	22.675	1'37.877	251,2	14:37'44.285
7	32.034	15.077	28.019	22.669	1'37.799	245,5	14:39'22.084
8	32.253	15.068	28.278	22.765	1'38.364	251,2	14:41'00.448

2° 144 L. MAHIAS (1'38.085)							
Lap	Seg.1	Seg.2	Seg.3	Seg.4	Lap Time	km/h	Local Time
1		15.745	28.961	23.137	245,5	14:27'51.309	
2	32.285	15.164	28.269	22.883	1'38.601	244,9	14:29'29.910
3	32.560	15.268	28.364	22.824	1'39.016	243,2	14:31'08.926
4	36.222	15.656	28.821	33.738	1'54.437P	240,0	14:33'03.363
5	3'21.128	17.012	30.003	22.919	4'31.062P	217,3	14:37'34.425
6	31.953	15.182	28.200	22.750	1'38.085	247,7	14:39'12.510
7	32.121	15.177	28.235	22.860	1'38.393	245,5	14:40'50.903

3° 3 R. DE ROSA (1'38.109)							
Lap	Seg.1	Seg.2	Seg.3	Seg.4	Lap Time	km/h	Local Time
1		16.403	31.623	24.195	231,3	14:27'03.915	
2	32.278	15.149	28.504	22.674	1'38.605	250,6	14:28'42.520
3	32.268	15.155	28.404	22.864	1'38.691	251,2	14:30'21.211
4	34.749	16.054	29.375	36.595	1'56.773P	236,3	14:32'17.984
5	2'59.304	15.651	28.687	26.973	4'10.615P	246,6	14:36'28.599
6	32.198	15.062	28.170	22.679	1'38.109	250,0	14:38'06.708
7	32.081	15.072	28.449	22.689	1'38.291	250,6	14:39'44.999
8	32.492	15.069	28.265	22.970	1'38.796	250,6	14:41'23.795

4° 16 J. CLUZEL (1'38.192)							
Lap	Seg.1	Seg.2	Seg.3	Seg.4	Lap Time	km/h	Local Time
1		15.666	28.984	23.248	250,0	14:27'06.087	
2	32.522	15.211	28.639	22.773	1'39.145	254,1	14:28'45.232
3	32.317	15.148	28.341	22.686	1'38.492	252,9	14:30'23.724
4	33.269	15.408	29.109	35.729	1'53.515P	254,7	14:32'17.239
5	2'58.752	15.468	29.071	26.979	4'10.270P	251,7	14:36'27.509
6	32.148	15.092	28.243	22.787	1'38.270	253,5	14:38'05.779
7	32.201	15.108	28.363	22.520	1'38.192	252,9	14:39'43.971
8	32.311	15.134	30.751	24.040	1'42.236	253,5	14:41'26.207

5° 81 L. STAPLEFORD (1'38.249)							
Lap	Seg.1	Seg.2	Seg.3	Seg.4	Lap Time	km/h	Local Time
1		17.839	35.132	26.044	214,3	14:26'58.976	
2	32.468	15.367	28.375	22.953	1'39.163	246,6	14:28'38.139
3	32.329	15.252	28.413	22.955	1'38.949	247,1	14:30'17.088
4	34.071	15.757	28.763	33.538	1'52.129P	242,7	14:32'09.217
5	1'38.175	15.548	28.284	22.922	2'44.929P	246,6	14:34'54.146
6	31.998	15.198	28.237	22.816	1'38.249	247,1	14:36'32.395
7	32.177	15.201	28.981	23.343	1'39.702	248,3	14:38'12.097
8	32.081	15.236	28.246	22.798	1'38.361	247,1	14:39'50.458
9	32.301	15.674	28.966	23.999	1'40.940	247,7	14:41'31.398

6° 21 R. KRUMMENACHER (1'38.337)							
Lap	Seg.1	Seg.2	Seg.3	Seg.4	Lap Time	km/h	Local Time
1		15.700	28.807	23.559	247,1	14:28'00.544	
2	32.404	15.239	28.587	22.956	1'39.186	248,8	14:29'39.730
3	32.370	15.158	28.618	22.943	1'39.089	248,8	14:31'18.819
4	33.453	15.463	28.962	35.532	1'53.410P	250,6	14:33'12.229
5	2'41.315	15.633	28.845	23.004	3'48.797P	247,7	14:37'01.026
6	32.205	15.127	28.250	22.755	1'38.337	248,8	14:38'39.363

7	32.206	15.137	28.335	22.773	1'38.451	248,8	14:40'17.814
---	--------	--------	--------	--------	----------	-------	--------------

7° 64 F. CARICASULO (1'38.569)							
Lap	Seg.1	Seg.2	Seg.3	Seg.4	Lap Time	km/h	Local Time
1		15.438	28.538	23.049	243,2	14:26'39.293	
2	32.506	15.202	28.511	22.988	1'39.207	245,5	14:28'18.500
3	32.329	15.164	28.540	22.856	1'38.889	245,5	14:29'57.389
4	32.864	15.360	29.177	34.976	1'52.377P	247,1	14:31'49.766
5	1'37.564	15.379	28.573	23.291	2'44.807P	246,0	14:34'34.573
6	32.225	15.131	28.438	22.775	1'38.569	248,8	14:36'13.142
7	32.410	15.181	28.283	22.924	1'38.798	248,3	14:37'51.940
8	32.310	15.277	28.525	22.811	1'38.923	248,3	14:39'30.863
9	32.503	15.243	28.742	23.623	1'40.111	248,8	14:41'10.974

8° 66 N. TUULI (1'38.594)							
Lap	Seg.1	Seg.2	Seg.3	Seg.4	Lap Time	km/h	Local Time
1		15.622	29.262	24.553	246,6	14:27'03.058	
2	32.556	15.270	28.453	22.853	1'39.132	250,0	14:28'42.190
3	32.339	15.230	28.430	22.861	1'38.860	247,7	14:30'21.050
4	33.112	15.551	28.965	35.787	1'53.415P	246,0	14:32'14.465
5	2'59.005	15.635	29.828	26.630	4'11.098P	243,2	14:36'25.563
6	32.492	15.470	29.612	23.043	1'40.617	246,0	14:38'06.180
7	32.205	15.283	28.316	22.790	1'38.594	247,1	14:39'44.774
8	32.638	15.656	28.852	23.105	1'40.251	238,4	14:41'25.025

9° 32 S. MORAIS (1'38.718)							
Lap	Seg.1	Seg.2	Seg.3	Seg.4	Lap Time	km/h	Local Time
1		15.586	28.639	22.984	246,6	14:26'42.683	
2	32.507	15.173	28.649	22.981	1'39.310	250,0	14:28'21.993
3	32.491	15.198	28.489	22.903	1'39.081	250,0	14:30'01.074
4	33.182	15.464	28.961	33.964	1'51.571P	247,7	14:31'52.645
5	4'29.496	19.761	29.925	23.018	5'42.200P	162,2	14:37'34.845
6	32.419	15.289	28.345	23.005	1'39.058	249,4	14:39'13.903
7	32.416	15.176	28.338	22.788	1'38.718	248,8	14:40'52.621

10° 111 K. SMITH (1'38.851)							
Lap	Seg.1	Seg.2	Seg.3	Seg.4	Lap Time	km/h	Local Time
1		15.589	28.744	23.429	247,1	14:28'00.890	
2	32.539	15.264	28.295	22.958	1'39.056	248,8	14:29'39.946
3	32.337	15.171	28.496	23.038	1'39.042	251,7	14:31'18.988
4	32.808	15.509	28.752	36.558	1'53.627P	237,9	14:33'12.615
5	2'44.492	15.646	28.823	23.203	3'52.164P	230,3	14:37'04.779
6	32.381	15.370	28.319	22.957	1'39.027	238,4	14:38'43.806
7	32.367	15.270	28.341	22.873	1'38.851	246,6	14:40'22.657

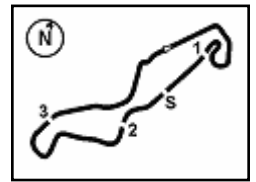
11° 47 R. HARTOG (1'38.933)							
Lap	Seg.1	Seg.2	Seg.3	Seg.4	Lap Time	km/h	Local Time
1		15.339	28.615	22.984	243,8	14:26'40.631	
2	32.554	15.148	28.420	22.811	1'38.933	245,5	14:28'19.564
3	32.570	15.212	28.544	22.847	1'39.173	246,6	14:29'58.737
4	32.644	15.198	28.639	34.827	1'51.308P	244,9	14:31'50.045
5	2'37.010	15.490	28.640	23.027	3'44.167P	241,6	14:35'34.212
6	32.609	15.403	28.372	22.905	1'39.289	240,0	14:37'13.501
7	32.412	15.236	28.479	22.809	1'38.936	238,9	14:38'52.437
8	32.518	15.240	28.471	22.767	1'38.996	241,1	14:40'31.433

12° 78 H. OKUBO (1'39.243)							
Lap	Seg.1	Seg.2	Seg.3	Seg.4	Lap Time	km/h	Local Time
1		18.150	33.077	28.498	213,0	14:26'59.817	
2	32.842	15.305	28.508	23.110	1'39.765	251,2	14:28'39.582
3	32.501	15.289	28.476	23.108	1'39.374	249,4	14:30'18.956
4	33.611	15.619	29.669	34.738	1'53.637P	248,3	14:32'12.593
5	5'26.031	15.415	28.481	22.944	6'32.871P	246,0	14:38'45.464
6	32.550	15.236	28.508	22.949	1'39.243	250,6	14:40'24.707

21/04/2018 P = Pits In/Out - C = Lap Time Cancelled

These data/results cannot be reproduced, stored and/or transmitted in whole or in part by any manner of electronic, mechanical, photocopying, recording, broadcasting or otherwise now known or herein after developed without the previous express consent by the copyright owner, except for reproduction in daily press and regular printed publications on sale to the public within 60 days of the event related to those data/results and always provided that copyright symbol appears together as follows below.

© DORNA WSBK ORGANIZATION Srl 2018



21/04/2018 P = Pits In/Out - C = Lap Time Cancelled

These data/results cannot be reproduced, stored and/or transmitted in whole or in part by any manner of electronic, mechanical, photocopying, recording, broadcasting or otherwise now known or herein after developed without the previous express consent by the copyright owner, except for reproduction in daily press and regular printed publications on sale to the public within 60 days of the event related to those data/results and always provided that copyright symbol appears together as follows below.

© DORNA WSBK ORGANIZATION Srl 2018

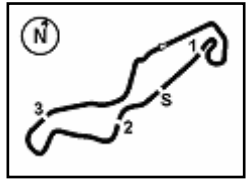
FKR PERUGIA TIMING



Official Tyre Supplier

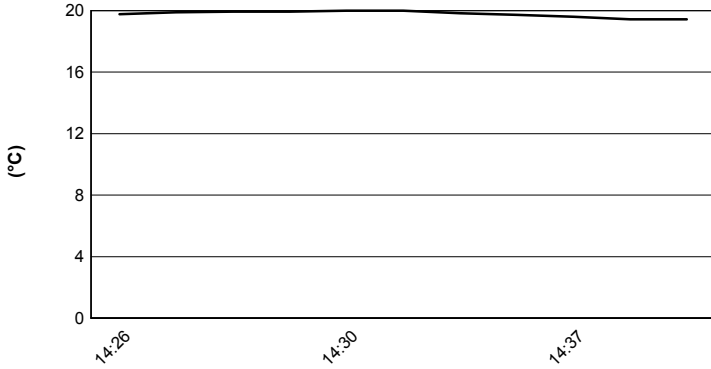


Official Timekeeper

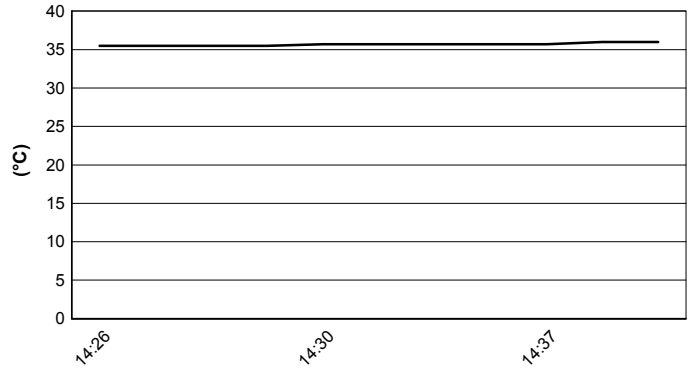


Dutch Round, 20-21-22 April 2018
World Supersport - Weather Report Superpole 2
 Session started 14:25 - Session ended 14:41

Air Temperature



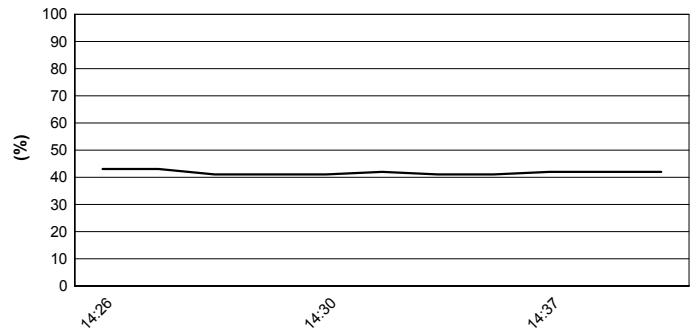
Track Temperature



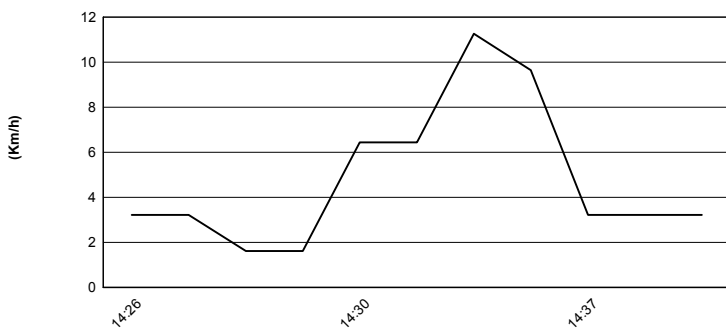
Air Pressure



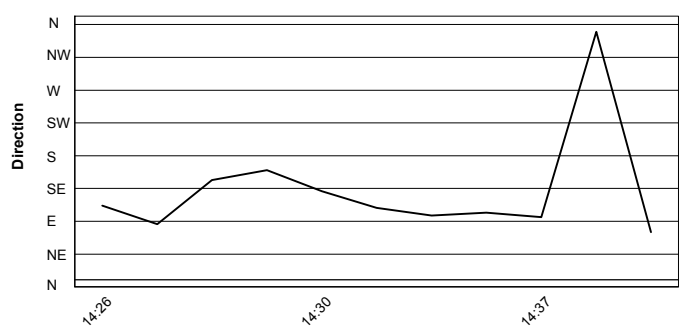
Humidity



Wind Speed



Wind Direction

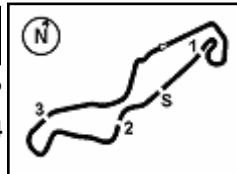


21/04/2018

These data/results cannot be reproduced, stored and/or transmitted in whole or in part by any manner of electronic, mechanical, photocopying, recording, broadcasting or otherwise now known or herein after developed without the previous express consent by the copyright owner, except for reproduction in daily press and regular printed publications on sale to the public within 60 days of the event related to those data/results and always provided that copyright symbol appears together as follows below.

© DORNA WSBK ORGANIZATION Srl 2018





Dutch Round, 20-21-22 April 2018

World Supersport - TISSOT Superpole Award

TT Circuit Assen 4.542 m

Points	Points From First	Points From Previous	February 25	March 25	April 15	April 22	May 13	May 27	June 10	July 8	September 16	September 25	October 14	October 27			
			PHILLIP ISLAND	BURIRAM	ARAGÓN	ASSEN	IMOLA	DONINGTON PARK	BRNO	MISANO	PORTIMÃO	MAGNY COURS	VILLICUM	LOSAIL			
1 MAHIAS Lucas (FRA)	90		25	25	20	20											
2 CORTESE Sandro (GER)	76	14	13	13	25	25											
3 CARICASULO Federico (ITA)	61	29	15	20	16	16	9										
4 CLUZEL Jules (FRA)	50	40	11	7	20	10	13										
5 DE ROSA Raffaele (ITA)	41	49	9	8	4	13	16										
6 KRUMMENACHER Randy (SUI)	41	49	0	9	11	11	10										
7 STAPLEFORD Luke (GBR)	35	55	6	10	6	8	11										
8 WEST Anthony (AUS)	22	68	13	11	10	1											
9 OKUBO Hikari (JPN)	21	69	1	4	7	6	4										
10 SMITH Kyle (GBR)	21	69	0	5	5	5	6										
11 SOFUOGLU Kenan (TUR)	16	74	5	16													
12 MORAIS Sheridan (POR)	16	74	0			9	7										
13 BADOVINI Ayrton (ITA)	16	74	0	6		7	3										
14 TUULI Niki (FIN)	12	78	4	1		3	8										
15 WILAIROT Ratthapong (THA)	9	81	3		9												
16 WAROKORN Thitipong (THA)	8	82	1		8												
17 GRADINGER Thomas (AUT)	7	83	1	3		2	2										
18 HARTOG Rob (NED)	5	85	2				5										
19 CANDUCCI Michael (ITA)	4	86	1			4											
20 KRAISART Decha (THA)	3	87	1		3												
21 CRESSON Loris (BEL)	3	87	0	2	1												
22 KENNEDY Jack (IRL)	2	88	1		2												
23 SOOMER Hannes (EST)	1	89	1				1										

21/04/2018

These data/results cannot be reproduced, stored and/or transmitted in whole or in part by any manner of electronic, mechanical, photocopying, recording, broadcasting or otherwise now known or herein after developed without the previous express consent by the copyright owner, except for reproduction in daily press and regular printed publications on sale to the public within 60 days of the event related to those data/results and always provided that copyright symbol appears together as follows below.

© DORNA WSBK ORGANIZATION Srl 2018

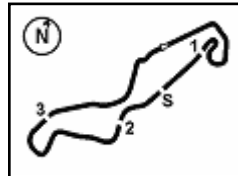
FCR PERUGIA TIMING



Official Tyre Supplier



Official Timekeeper



TT Circuit Assen 4.542 m

Dutch Round, 20-21-22 April 2018

World Supersport - Superpole Ranking

	2015	2016	2017	2018
01 Phillip Island Grand Prix Circuit	Cluzel (Fra) MvA 1'33.379 (171,4 Km/h)	Sofuoglu (Tur) Kaw 1'33.142 (171,8 Km/h)	Jacobsen (Usa) MvA 1'33.128 (171,8 Km/h)	Mahias (Fra) Yam 1'33.160 (171,8 Km/h)
02 Chang International Circuit	Sofuoglu (Tur) Kaw 1'37.345 (168,4 Km/h)	Cluzel (Fra) MvA 1'38.383 (166,6 Km/h)	Cluzel (Fra) Hon 1'37.683 (167,8 Km/h)	Mahias (Fra) Yam 1'36.738 (169,5 Km/h)
03 Motorland Aragon	Cluzel (Fra) MvA 1'53.138 (161,5 Km/h)	Sofuoglu (Tur) Kaw 1'54.000 (160,3 Km/h)	Jacobsen (Usa) MvA 1'54.948 (159,0 Km/h)	Cortese (Ger) Yam 1'53.567 (160,9 Km/h)
04 TT Circuit Assen	Cluzel (Fra) MvA 1'38.015 (166,8 Km/h)	Krummenacher (Sui) Kaw 1'39.300 (164,7 Km/h)	Sofuoglu (Tur) Kaw 1'37.805 (167,2 Km/h)	Cortese (Ger) Yam 1'37.799 (167,2 Km/h)
05 Autodromo Internazionale Enzo e Dino	Cluzel (Fra) MvA 1'50.856 (160,3 Km/h)	Cluzel (Fra) MvA 1'51.132 (159,9 Km/h)	Jacobsen (Usa) MvA 1'51.611 (159,2 Km/h)	
06 Donington Park	Sofuoglu (Tur) Kaw 1'29.925 (161,1 Km/h)	Sofuoglu (Tur) Kaw 1'30.298 (160,4 Km/h)	Sofuoglu (Tur) Kaw 1'30.904 (159,3 Km/h)	
08 Misano World Circuit "Marco Simoncelli"	Cluzel (Fra) MvA 1'37.482 (156,1 Km/h)	Caricasulo (Ita) Hon 1'38.097 (155,1 Km/h)	Sofuoglu (Tur) Kaw 1'38.672 (154,2 Km/h)	
09 Autódromo Internacional do Algarve	Cluzel (Fra) MvA 1'44.554 (158,1 Km/h)		Sofuoglu (Tur) Kaw 1'45.541 (156,6 Km/h)	
10 Magny-Cours	Jacobsen (Usa) Hon 2'00.197 (132,1 Km/h)	Sofuoglu (Tur) Kaw 1'55.461 (137,5 Km/h)	Tuuli (Fin) Yam 1'43.833 (152,9 Km/h)	
12 Losail International Circuit	Sofuoglu (Tur) Kaw 2'00.989 (160,1 Km/h)	Stapleford (Gbr) Tri 2'01.621 (159,2 Km/h)	Mahias (Fra) Yam 2'00.738 (160,4 Km/h)	

2018

- 2 L. Mahias
- 2 S. Cortese

ALL TIMES

- | | | |
|-------------------|---------------------|-------------------|
| 34 K. Sofuoglu | 3 K. Curtain | 1 B. MacLeod |
| 22 S. Charpentier | 3 D. Salom | 1 J. Vd Goorbergh |
| 19 J. Cluzel | 3 L. Mahias | 1 S. Sanna |
| 17 B. Parkes | 2 P. Bontempi | 1 M. Fabrizio |
| 15 K. Muggeridge | 2 V. Guareschi | 1 C. Jones |
| 14 F. Foret | 2 J. Teuchert | 1 S. Morais |
| 14 S. Lowes | 2 M. Lagrive | 1 K. Coghlan |
| 10 C. Crutchlow | 2 L. Scassa | 1 C. Davies |
| 6 S. Chambon | 2 J. Lascorz | 1 F. Marino |
| 6 E. Laverty | 2 M. Pirro | 1 L. Stapleford |
| 5 P. Casoli | 2 M. van der Mark | 1 N. Tuuli |
| 5 K. Fujiwara | 2 S. Cortese | 1 R. Krummenacher |
| 5 C. Vermeulen | 2 F. Caricasulo | |
| 5 P. Jacobsen | 1 J. Whitham | |
| 3 R. Xaus | 1 M. Meregalli | |
| 3 I. MacPherson | 1 P. Riba | |
| 3 A. Pitt | 1 C. Kellner | |

21/04/2018

These data/results cannot be reproduced, stored and/or transmitted in whole or in part by any manner of electronic, mechanical, photocopying, recording, broadcasting or otherwise now known or herein after developed without the previous express consent by the copyright owner, except for reproduction in daily press and regular printed publications on sale to the public within 60 days of the event related to those data/results and always provided that copyright symbol appears together as follows below.

© DORNA WSBK ORGANIZATION Srl 2018

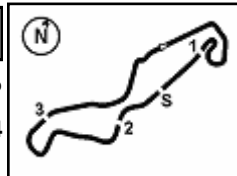
FICR PERUGIA TIMING



Official Tyre Supplier



Official Timekeeper



Dutch Round, 20-21-22 April 2018

World Supersport - Best Laps & Speeds

No.	Rider Bike	Nat	Best Lap		FP1		FP2		FP3		SP1		SP2				
			LL	SPD	LL	SPD	LL	SPD	LL	SPD	LL	SPD	LL	SPD			
1	11 S. CORTESE Yamaha YZF R6	GER	1'37.799	54 257,1	1'38.600	19 248,2	1'38.150	19 249,4	1'38.598	9 257,1			1'37.799	7 251,1			
2	144 L. MAHIAS Yamaha YZF R6	FRA	1'38.085	48 253,5	1'39.496	11 241,0	1'39.255	22 243,7	1'38.786	9 253,5			1'38.085	6 247,7			
3	3 R. DE ROSA MV Agusta F3 675	ITA	1'38.109	59 253,5	1'39.802	19 247,7	1'39.107	22 246,5	1'38.601	11 253,5			1'38.109	7 251,1			
4	21 R. KRUMMENACHER Yamaha YZF R6	SUI	1'38.116	54 254,1	1'38.527	19 250,5	1'38.116	19 248,8	1'38.317	10 254,1			1'38.337	6 250,5			
5	16 J. CLUZEL Yamaha YZF R6	FRA	1'38.192	52 255,9	1'39.035	17 251,7	1'38.676	17 250,0	1'38.641	11 255,9			1'38.192	7 254,7			
6	81 L. STAPLEFORD Triumph Daytona 675	GBR	1'38.249	51 251,7	1'39.728	16 248,8	1'38.994	16 244,9	1'38.796	11 251,7			1'38.249	8 248,2			
7	64 F. CARICASULO Yamaha YZF R6	ITA	1'38.569	57 252,9	1'39.933	19 249,4	1'39.114	20 242,7	1'38.818	10 252,9			1'38.569	8 248,8			
8	66 N. TUULI Honda CBR600RR	FIN	1'38.594	52 251,1	1'39.721	17 247,1	1'39.520	17 242,1	1'39.223	11 251,1			1'38.594	7 250,0			
9	32 S. MORAIS Kawasaki ZX-6R	POR	1'38.718	63 254,7	1'40.102	18 247,1	1'39.542	22 248,8	1'39.349	10 254,7	1'38.763	7 251,1	1'38.718	6 250,0			
10	111 K. SMITH Honda CBR600RR	GBR	1'38.851	62 254,1	1'39.864	20 250,5	1'39.762	19 246,0	1'39.198	10 254,1	1'38.985	7 251,1	1'38.851	6 251,7			
11	47 R. HARTOG Kawasaki ZX-6R	NED	1'38.917	58 250,5	1'39.393	21 248,2	1'39.378	21 248,2	1'38.917	9 250,5			1'38.933	7 246,5			
12	86 A. BADOVINI MV Agusta F3 675	ITA	1'39.134	51 253,5	1'40.313	18 243,7	1'39.668	17 241,0	1'39.605	11 253,5	1'39.134	5 247,7					
13	78 H. OKUBO Kawasaki ZX-6R	JPN	1'39.243	51 255,3	1'40.033	19 247,1	1'39.278	18 247,7	1'40.123	9 255,3			1'39.243	5 251,1			
14	36 T. GRADINGER Yamaha YZF R6	AUT	1'39.389	55 255,9	1'40.324	19 250,0	1'40.191	18 249,4	1'39.823	11 255,9	1'39.389	7 255,9					
15	38 H. SOOMER Honda CBR600RR	EST	1'39.432	58 252,3	1'40.662	21 247,7	1'40.669	20 242,7	1'40.773	10 252,3	1'39.432	7 250,5					
16	35 S. HILL Triumph Daytona 675	GBR	1'39.713	54 248,8	1'40.682	18 246,0	1'40.458	20 237,8	1'39.954	9 248,8	1'39.713	7 247,1					
17	84 L. CRESSON Yamaha YZF R6	BEL	1'39.775	60 256,5	1'41.101	22 252,9	1'40.778	20 249,4	1'40.353	11 256,5	1'39.775	7 256,5					
18	22 E. LAHTI Suzuki GSX-R600	FIN	1'39.788	58 249,4	1'40.092	22 243,7	1'39.788	21 243,2	1'40.196	8 249,4	1'39.870	7 248,8					
19	77 W. TESSELS Kawasaki ZX-6R	NED	1'39.829	62 254,1	1'40.765	23 246,0	1'40.679	21 241,6	1'39.931	11 254,1	1'39.829	7 248,2					
20	13 A. WEST Kawasaki ZX-6R	AUS	1'40.096	17 247,7	1'40.096	17 247,7											
21	96 A. IRWIN Honda CBR600RR	GBR	1'40.242	60 250,0	1'40.810	22 242,1	1'41.382	20 242,1	1'40.369	11 250,0	1'40.242	7 247,7					
22	10 N. CALERO Kawasaki ZX-6R	ESP	1'40.477	51 248,2	1'41.065	19 244,3	1'40.477	16 242,1	1'40.855	9 248,2	1'40.688	7 248,2					
23	65 M. CANDUCCI Kawasaki ZX-6R	ITA	1'40.493	53 246,5	1'41.287	20 242,1	1'40.973	17 239,4	1'41.335	9 245,4	1'40.493	7 246,5					
24	15 A. COPPOLA Yamaha YZF R6	ITA	1'40.507	58 248,8	1'42.317	20 239,4	1'41.464	21 239,4	1'40.849	10 248,8	1'40.507	7 247,7					
25	74 J. VAN SIKKELERUS Honda CBR600RR	NED	1'40.189	57 249,4	1'41.712	21 241,6	1'41.522	19 238,9	1'40.189	10 249,4	1'40.865	7 246,5					

21/04/2018

These data/results cannot be reproduced, stored and/or transmitted in whole or in part by any manner of electronic, mechanical, photocopying, recording, broadcasting or otherwise now known or herein after developed without the previous express consent by the copyright owner, except for reproduction in daily press and regular printed publications on sale to the public within 60 days of the event related to those data/results and always provided that copyright symbol appears together as follows below.

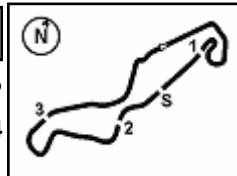
© DORNA WSBK ORGANIZATION Srl 2018

PIRELLI


Official Tyre Supplier



Official Timekeeper



TT Circuit Assen 4.542 m

Dutch Round, 20-21-22 April 2018

World Supersport - Best Laps & Speeds

2 / 2

No.	Rider Bike	Nat	Best Lap		FP1		FP2		FP3		SP1		SP2					
			LL	SPD	LL	SPD	LL	SPD	LL	SPD	LL	SPD	LL	SPD				
26	56 P. SEBESTYEN Kawasaki ZX-6R	HUN	1'41.053		1'42.356		1'41.575		1'41.053		1'41.210							
			60	251,1	21	244,3	20	242,1	11	251,1	8	246,5						
27	62 V. VAN DER VALK Yamaha YZF R6	NED	1'41.249		1'41.908		1'41.346		1'48.836		1'41.249							
			47	246,0	20	243,7	18	242,1	1	246,0	8	244,9						
28	83 L. EPIS Kawasaki ZX-6R	AUS	1'41.808		1'42.388		1'44.160		1'41.808		1'41.912							
			34	247,7	18	243,2	1	240,5	8	247,7	7	246,5						

21/04/2018

These data/results cannot be reproduced, stored and/or transmitted in whole or in part by any manner of electronic, mechanical, photocopying, recording, broadcasting or otherwise now known or herein after developed without the previous express consent by the copyright owner, except for reproduction in daily press and regular printed publications on sale to the public within 60 days of the event related to those data/results and always provided that copyright symbol appears together as follows below.

© DORNA WSBK ORGANIZATION Srl 2018

PIRELLI PERUGIA TIMING


Official Tyre Supplier



Official Timekeeper