



Dutch Round, 20-21-22 April 2018

World Supersport - Results Warm Up

No.	Rider	Nat	Team	Bike	Class	Time	Gap	Rel.	Laps	Speed	
										Avg	Max
1	21 R. KRUMMENACHER	SUI	BARDAHL Evan Bros. WorldSSP Team	Yamaha YZF R6		1'38.085			8	166,704	254,1
2	3 R. DE ROSA	ITA	MV Agusta Reparto Corse by Yamag	MV Agusta F3 675		1'38.248	0.163	0.163	8	166,428	251,7
3	11 S. CORTESE	GER	Kallio Racing	Yamaha YZF R6		1'38.415	0.330	0.167	8	166,145	250,6
4	81 L. STAPLEFORD	GBR	Profile Racing	Triumph Daytona 675		1'38.508	0.423	0.093	9	165,989	246,0
5	64 F. CARICASULO	ITA	GRT Yamaha Official WorldSSP Team	Yamaha YZF R6		1'38.653	0.568	0.145	9	165,745	249,4
6	144 L. MAHIAS	FRA	GRT Yamaha Official WorldSSP Team	Yamaha YZF R6		1'38.669	0.584	0.016	8	165,718	247,7
7	16 J. CLUZEL	FRA	NRT	Yamaha YZF R6		1'38.749	0.664	0.080	8	165,583	254,1
8	66 N. TUULI	FIN	CIA Landlord Insurance Honda	Honda CBR600RR		1'39.271	1.186	0.522	8	164,713	249,4
9	36 T. GRADINGER	AUT	NRT	Yamaha YZF R6		1'39.533	1.448	0.262	8	164,279	254,7
10	32 S. MORAIS	POR	Kawasaki Puccetti Racing	Kawasaki ZX-6R		1'39.550	1.465	0.017	8	164,251	252,9
11	78 H. OKUBO	JPN	Kawasaki Puccetti Racing	Kawasaki ZX-6R		1'39.671	1.586	0.121	8	164,052	252,9
12	111 K. SMITH	GBR	GEMAR Team Lorini	Honda CBR600RR		1'39.688	1.603	0.017	8	164,024	250,6
13	47 R. HARTOG	NED	Team Hartog - Against Cancer	Kawasaki ZX-6R	ESS	1'39.780	1.695	0.092	8	163,873	251,7
14	86 A. BADOVINI	ITA	MV Agusta Reparto Corse by Yamag	MV Agusta F3 675		1'39.805	1.720	0.025	7	163,831	247,1
15	38 H. SOOMER	EST	Racedays	Honda CBR600RR		1'39.905	1.820	0.100	8	163,667	251,2
16	74 J. VAN SIKKELERUS	NED	GEMAR Team Lorini	Honda CBR600RR		1'40.007	1.922	0.102	8	163,501	247,7
17	22 E. LAHTI	FIN	Sterkman Motorsport by HRP	Suzuki GSX-R600	ESS	1'40.266	2.181	0.259	8	163,078	248,3
18	10 N. CALERO	ESP	Orelac Racing VerdNatura	Kawasaki ZX-6R		1'40.302	2.217	0.036	8	163,020	247,1
19	62 V. VAN DER VALK	NED	Benro Racing	Yamaha YZF R6		1'40.352	2.267	0.050	8	162,938	251,2
20	77 W. TESSELS	NED	Chromeburner Wayne's Racingteam MfM	Kawasaki ZX-6R	ESS	1'40.366	2.281	0.014	8	162,916	247,1
21	84 L. CRESSON	BEL	Kallio Racing	Yamaha YZF R6		1'40.455	2.370	0.089	8	162,771	252,3
22	96 A. IRWIN	GBR	CIA Landlord Insurance Honda	Honda CBR600RR		1'40.492	2.407	0.037	8	162,711	250,0
23	65 M. CANDUCCI	ITA	Team GoEleven Kawasaki	Kawasaki ZX-6R		1'40.813	2.728	0.321	8	162,193	247,7
24	56 P. SEBESTYEN	HUN	SSP Hungary Racing	Kawasaki ZX-6R	ESS	1'40.983	2.898	0.170	8	161,920	249,4
25	15 A. COPPOLA	ITA	GRT Yamaha Official WorldSSP Junior Team	Yamaha YZF R6	ESS	1'41.126	3.041	0.143	7	161,691	245,5
26	35 S. HILL	GBR	Profile Racing	Triumph Daytona 675		1'41.221	3.136	0.095	3	161,540	246,6
27	83 L. EPIS	AUS	Team GoEleven Kawasaki	Kawasaki ZX-6R		1'41.607	3.522	0.386	8	160,926	247,1

Qualifying Lap Time (107% of 1'38.085): **1'44.952**

AIR	Humidity:	62%	Temp:	15°C
TRACK	Condition:	Dry	Temp:	17°C

Records	Pole (SP2)	2018	S.Cortese	1'37.799	167,190	Km/h
	Race (RC)	2015	J.Cluzel	1'38.184	166,540	Km/h
	Circuit (SP2)	2018	S.Cortese	1'37.799	167,190	Km/h

Start 22/04/2018 09:30 End 09:47 The results are provisional until the end of the time limit for protests and appeals and the completion of the technical checks.

These data/results cannot be reproduced, stored and/or transmitted in whole or in part by any manner of electronic, mechanical, photocopying, recording, broadcasting or otherwise now known or herein after developed without the previous express consent by the copyright owner, except for reproduction in daily press and regular printed publications on sale to the public within 60 days of the event related to those data/results and always provided that copyright symbol appears together as follows below.

© DORNA WSBK ORGANIZATION Srl 2018



Dutch Round, 20-21-22 April 2018

World Supersport - Results Warm Up

Session Highlights

Local Time	No. Rider	Description
09.30.00		Start
09.33.58	35 S. HILL	Crashed - Turn 1
09.34.30	35 S. HILL	Re-joined
09.36.40		WorldSBK WUP Pit Lane Will Open at 9.55
09.38.35	84 L. CRESSON	Current Lap Cancelled - Exceeded Track Limits - Turn 9
09.39.13	10 N. CALERO	On the Gravel - Re-Joined - Turn 2
09.39.45	83 L. EPIS	Current Lap Cancelled - Exceeded Track Limits - Turn 17
09.39.57	83 L. EPIS	Lap Cancelled (1'41.770) - Exceeded Track Limits - Turn 17
09.41.26	144 L. MAHIAS	On the Gravel - Re-Joined - Turn 2
09.41.35	15 A. COPPOLA	Crashed - Turn 7
09.42.35	15 A. COPPOLA	Re-joined
09.44.11	15 A. COPPOLA	BLACK FLAG - Doesn't enter pit lane after crash (art. 1.21.5)
09.47.08		End Of Session

Fastest Laps Sequence

No. Rider	Nat	Team	Bike	Local Time	Time	Gap	Avg
81 L. STAPLEFORD	GBR	Profile Racing	Triumph Daytona 675	09:33'22.041	1'39.460		164,400
81 L. STAPLEFORD	GBR	Profile Racing	Triumph Daytona 675	09:35'00.926	1'38.885	-0.575	165,356
81 L. STAPLEFORD	GBR	Profile Racing	Triumph Daytona 675	09:36'39.650	1'38.724	-0.161	165,625
81 L. STAPLEFORD	GBR	Profile Racing	Triumph Daytona 675	09:39'56.908	1'38.508	-0.216	165,989
21 R. KRUMMENACHER	SUI	BARDAHL Evan Bros. WorldSSP Team	Yamaha YZF R6	09:43'30.755	1'38.085	-0.423	166,704

22/04/2018 Start 09:30 End 09:47 The results are provisional until the end of the time limit for protests and appeals and the completion of the technical checks.

These data/results cannot be reproduced, stored and/or transmitted in whole or in part by any manner of electronic, mechanical, photocopying, recording, broadcasting or otherwise now known or herein after developed without the previous express consent by the copyright owner, except for reproduction in daily press and regular printed publications on sale to the public within 60 days of the event related to those data/results and always provided that copyright symbol appears together as follows below.

© DORNA WSBK ORGANIZATION Srl 2018

Dutch Round, 20-21-22 April 2018

World Supersport - Best Sectors & Speed Warm Up

TT Circuit Assen 4.542 m

BEST LAP			
1	21 R. KRUMMENACHER	Yamaha YZF R6	1'38.085
2	3 R. DE ROSA	MV Agusta F3 675	1'38.248
3	11 S. CORTESE	Yamaha YZF R6	1'38.415
4	81 L. STAPLEFORD	Triumph Daytona 675	1'38.508
5	64 F. CARICASULO	Yamaha YZF R6	1'38.653
6	144 L. MAHIAS	Yamaha YZF R6	1'38.669
7	16 J. CLUZEL	Yamaha YZF R6	1'38.749
8	66 N. TUULI	Honda CBR600RR	1'39.271
9	36 T. GRADINGER	Yamaha YZF R6	1'39.533
10	32 S. MORAIS	Kawasaki ZX-6R	1'39.550
11	78 H. OKUBO	Kawasaki ZX-6R	1'39.671
12	111 K. SMITH	Honda CBR600RR	1'39.688
13	47 R. HARTOG	Kawasaki ZX-6R	1'39.780
14	86 A. BADOVINI	MV Agusta F3 675	1'39.805
15	38 H. SOOMER	Honda CBR600RR	1'39.905
16	74 J. VAN SIKKELERUS	Honda CBR600RR	1'40.007
17	22 E. LAHTI	Suzuki GSX-R600	1'40.266
18	10 N. CALERO	Kawasaki ZX-6R	1'40.302
19	62 V. VAN DER VALK	Yamaha YZF R6	1'40.352
20	77 W. TESSELS	Kawasaki ZX-6R	1'40.366
21	84 L. CRESSON	Yamaha YZF R6	1'40.455
22	96 A. IRWIN	Honda CBR600RR	1'40.492
23	65 M. CANDUCCI	Kawasaki ZX-6R	1'40.813
24	56 P. SEBESTYEN	Kawasaki ZX-6R	1'40.983
25	15 A. COPPOLA	Yamaha YZF R6	1'41.126
26	35 S. HILL	Triumph Daytona 675	1'41.221
27	83 L. EPIS	Kawasaki ZX-6R	1'41.607

SPEED			
1	36 T. GRADINGER	Yamaha YZF R6	254,7
2	16 J. CLUZEL	Yamaha YZF R6	254,1
3	21 R. KRUMMENACHER	Yamaha YZF R6	254,1
4	32 S. MORAIS	Kawasaki ZX-6R	252,9
5	78 H. OKUBO	Kawasaki ZX-6R	252,9
6	84 L. CRESSON	Yamaha YZF R6	252,3
7	3 R. DE ROSA	MV Agusta F3 675	251,7
8	47 R. HARTOG	Kawasaki ZX-6R	251,7
9	38 H. SOOMER	Honda CBR600RR	251,2
10	62 V. VAN DER VALK	Yamaha YZF R6	251,2
11	11 S. CORTESE	Yamaha YZF R6	250,6
12	111 K. SMITH	Honda CBR600RR	250,6
13	96 A. IRWIN	Honda CBR600RR	250,0
14	64 F. CARICASULO	Yamaha YZF R6	249,4
15	66 N. TUULI	Honda CBR600RR	249,4
16	56 P. SEBESTYEN	Kawasaki ZX-6R	249,4
17	22 E. LAHTI	Suzuki GSX-R600	248,3
18	65 M. CANDUCCI	Kawasaki ZX-6R	247,7
19	74 J. VAN SIKKELERUS	Honda CBR600RR	247,7
20	144 L. MAHIAS	Yamaha YZF R6	247,7
21	10 N. CALERO	Kawasaki ZX-6R	247,1
22	77 W. TESSELS	Kawasaki ZX-6R	247,1
23	83 L. EPIS	Kawasaki ZX-6R	247,1
24	86 A. BADOVINI	MV Agusta F3 675	247,1
25	35 S. HILL	Triumph Daytona 675	246,6
26	81 L. STAPLEFORD	Triumph Daytona 675	246,0
27	15 A. COPPOLA	Yamaha YZF R6	245,5

SEG. 1		
1	21 R. KRUMMENACHER	32.191
2	81 L. STAPLEFORD	32.246
3	11 S. CORTESE	32.300
4	3 R. DE ROSA	32.303
5	144 L. MAHIAS	32.321
6	64 F. CARICASULO	32.358
7	16 J. CLUZEL	32.393
8	66 N. TUULI	32.502
9	111 K. SMITH	32.592
10	86 A. BADOVINI	32.609
11	32 S. MORAIS	32.636
12	38 H. SOOMER	32.657
13	78 H. OKUBO	32.657
14	36 T. GRADINGER	32.749
15	47 R. HARTOG	32.756
16	22 E. LAHTI	32.774
17	62 V. VAN DER VALK	32.791
18	74 J. VAN SIKKELERUS	32.794
19	84 L. CRESSON	32.834
20	10 N. CALERO	32.874
21	65 M. CANDUCCI	32.899
22	77 W. TESSELS	32.933
23	96 A. IRWIN	32.933
24	15 A. COPPOLA	32.937
25	56 P. SEBESTYEN	33.103
26	35 S. HILL	33.237
27	83 L. EPIS	33.330

SEG. 2		
1	11 S. CORTESE	15.064
2	3 R. DE ROSA	15.110
3	21 R. KRUMMENACHER	15.116
4	36 T. GRADINGER	15.173
5	32 S. MORAIS	15.191
6	144 L. MAHIAS	15.204
7	16 J. CLUZEL	15.208
8	64 F. CARICASULO	15.226
9	81 L. STAPLEFORD	15.261
10	78 H. OKUBO	15.314
11	47 R. HARTOG	15.324
12	66 N. TUULI	15.338
13	111 K. SMITH	15.346
14	22 E. LAHTI	15.378
15	38 H. SOOMER	15.378
16	84 L. CRESSON	15.397
17	86 A. BADOVINI	15.401
18	96 A. IRWIN	15.442
19	77 W. TESSELS	15.461
20	83 L. EPIS	15.476
21	56 P. SEBESTYEN	15.490
22	10 N. CALERO	15.494
23	74 J. VAN SIKKELERUS	15.503
24	62 V. VAN DER VALK	15.529
25	65 M. CANDUCCI	15.543
26	35 S. HILL	15.568
27	15 A. COPPOLA	15.569

SEG. 3		
1	21 R. KRUMMENACHER	28.152
2	81 L. STAPLEFORD	28.168
3	11 S. CORTESE	28.199
4	144 L. MAHIAS	28.270
5	3 R. DE ROSA	28.272
6	64 F. CARICASULO	28.284
7	16 J. CLUZEL	28.420
8	36 T. GRADINGER	28.494
9	66 N. TUULI	28.506
10	78 H. OKUBO	28.509
11	111 K. SMITH	28.509
12	62 V. VAN DER VALK	28.551
13	86 A. BADOVINI	28.569
14	32 S. MORAIS	28.602
15	74 J. VAN SIKKELERUS	28.609
16	77 W. TESSELS	28.618
17	10 N. CALERO	28.647
18	47 R. HARTOG	28.665
19	22 E. LAHTI	28.679
20	84 L. CRESSON	28.705
21	38 H. SOOMER	28.721
22	65 M. CANDUCCI	28.722
23	15 A. COPPOLA	28.767
24	96 A. IRWIN	28.794
25	56 P. SEBESTYEN	28.894
26	83 L. EPIS	29.080
27	35 S. HILL	29.100

SEG. 4		
1	3 R. DE ROSA	22.563
2	21 R. KRUMMENACHER	22.568
3	16 J. CLUZEL	22.636
4	11 S. CORTESE	22.739
5	64 F. CARICASULO	22.772
6	144 L. MAHIAS	22.807
7	81 L. STAPLEFORD	22.812
8	36 T. GRADINGER	22.835
9	66 N. TUULI	22.837
10	47 R. HARTOG	22.870
11	111 K. SMITH	22.923
12	32 S. MORAIS	22.950
13	38 H. SOOMER	22.986
14	78 H. OKUBO	22.988
15	74 J. VAN SIKKELERUS	23.045
16	86 A. BADOVINI	23.077
17	96 A. IRWIN	23.082
18	10 N. CALERO	23.112
19	77 W. TESSELS	23.144
20	84 L. CRESSON	23.170
21	22 E. LAHTI	23.305
22	35 S. HILL	23.316
23	56 P. SEBESTYEN	23.339
24	65 M. CANDUCCI	23.417
25	62 V. VAN DER VALK	23.461
26	15 A. COPPOLA	23.604
27	83 L. EPIS	23.666

22/04/2018

These data/results cannot be reproduced, stored and/or transmitted in whole or in part by any manner of electronic, mechanical, photocopying, recording, broadcasting or otherwise now known or herein after developed without the previous express consent by the copyright owner, except for reproduction in daily press and regular printed publications on sale to the public within 60 days of the event related to those data/results and always provided that copyright symbol appears together as follows below.

© DORNA WSBK ORGANIZATION Srl 2018

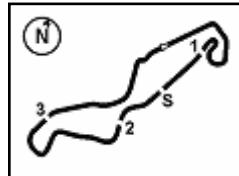
FICR PERUGIA TIMING



Official Tyre Supplier



Official Timekeeper



TT Circuit Assen 4.542 m

Dutch Round, 20-21-22 April 2018

World Supersport - Ideal Times Warm Up

No.	Rider	Nat	Bike	Seg. 1	Seg. 2	Seg. 3	Seg. 4	Ideal Time		
				Diff. 1	Diff. 2	Diff. 3	Diff. 4	Best Lap	Pos.	Diff.
1	21 R. KRUMMENACHER	SUI	Yamaha YZF R6	32.191 0.058	15.116	28.152	22.568	1'38.027 1'38.085	1	0.058
2	3 R. DE ROSA	ITA	MV Agusta F3 675	32.303	15.110	28.272	22.563	1'38.248 1'38.248	2	
3	11 S. CORTESE	GER	Yamaha YZF R6	32.300	15.064 0.079	28.199	22.739 0.034	1'38.302 1'38.415	3	0.113
4	81 L. STAPLEFORD	GBR	Triumph Daytona 675	32.246	15.261 0.013	28.168 0.008	22.812	1'38.487 1'38.508	4	0.021
5	144 L. MAHIAS	FRA	Yamaha YZF R6	32.321 0.015	15.204	28.270	22.807 0.052	1'38.602 1'38.669	6	0.067
6	64 F. CARICASULO	ITA	Yamaha YZF R6	32.358	15.226 0.013	28.284	22.772	1'38.640 1'38.653	5	0.013
7	16 J. CLUZEL	FRA	Yamaha YZF R6	32.393 0.019	15.208 0.045	28.420 0.028	22.636	1'38.657 1'38.749	7	0.092
8	66 N. TUULI	FIN	Honda CBR600RR	32.502 0.046	15.338 0.042	28.506	22.837	1'39.183 1'39.271	8	0.088
9	36 T. GRADINGER	AUT	Yamaha YZF R6	32.749 0.076	15.173	28.494 0.206	22.835	1'39.251 1'39.533	9	0.282
10	111 K. SMITH	GBR	Honda CBR600RR	32.592 0.074	15.346 0.056	28.509	22.923 0.188	1'39.370 1'39.688	12	0.318
11	32 S. MORAIS	POR	Kawasaki ZX-6R	32.636 0.036	15.191 0.135	28.602	22.950	1'39.379 1'39.550	10	0.171
12	78 H. OKUBO	JPN	Kawasaki ZX-6R	32.657	15.314 0.041	28.509 0.162	22.988	1'39.468 1'39.671	11	0.203
13	47 R. HARTOG	NED	Kawasaki ZX-6R	32.756	15.324 0.059	28.665 0.106	22.870	1'39.615 1'39.780	13	0.165
14	86 A. BADOVINI	ITA	MV Agusta F3 675	32.609 0.032	15.401 0.117	28.569	23.077	1'39.656 1'39.805	14	0.149
15	38 H. SOOMER	EST	Honda CBR600RR	32.657	15.378 0.081	28.721 0.082	22.986	1'39.742 1'39.905	15	0.163
16	74 J. VAN SIKKELERUS	NED	Honda CBR600RR	32.794	15.503 0.014	28.609 0.042	23.045	1'39.951 1'40.007	16	0.056
17	84 L. CRESSON	BEL	Yamaha YZF R6	32.834 0.048	15.397 0.051	28.705 0.056	23.170 0.194	1'40.106 1'40.455	21	0.349
18	10 N. CALERO	ESP	Kawasaki ZX-6R	32.874	15.494 0.003	28.647 0.040	23.112 0.132	1'40.127 1'40.302	18	0.175
19	22 E. LAHTI	FIN	Suzuki GSX-R600	32.774	15.378 0.020	28.679 0.106	23.305 0.004	1'40.136 1'40.266	17	0.130
20	77 W. TESSELS	NED	Kawasaki ZX-6R	32.933	15.461 0.073	28.618 0.137	23.144	1'40.156 1'40.366	20	0.210
21	96 A. IRWIN	GBR	Honda CBR600RR	32.933 0.108	15.442 0.065	28.794 0.035	23.082 0.033	1'40.251 1'40.492	22	0.241
22	62 V. VAN DER VALK	NED	Yamaha YZF R6	32.791	15.529	28.551	23.461 0.020	1'40.332 1'40.352	19	0.020
23	65 M. CANDUCCI	ITA	Kawasaki ZX-6R	32.899 0.138	15.543 0.023	28.722 0.071	23.417	1'40.581 1'40.813	23	0.232
24	56 P. SEBESTYEN	HUN	Kawasaki ZX-6R	33.103 0.070	15.490 0.016	28.894 0.071	23.339	1'40.826 1'40.983	24	0.157
25	15 A. COPPOLA	ITA	Yamaha YZF R6	32.937 0.027	15.569	28.767 0.216	23.604 0.006	1'40.877 1'41.126	25	0.249
26	35 S. HILL	GBR	Triumph Daytona 675	33.237	15.568	29.100	23.316	1'41.221 1'41.221	26	
27	83 L. EPIS	AUS	Kawasaki ZX-6R	33.330	15.476	29.080	23.666 0.055	1'41.552 1'41.607	27	0.055
Overall Ideal Time				32.191	15.064	28.152	22.563	1'37.970		

22/04/2018

These data/results cannot be reproduced, stored and/or transmitted in whole or in part by any manner of electronic, mechanical, photocopying, recording, broadcasting or otherwise now known or herein after developed without the previous express consent by the copyright owner, except for reproduction in daily press and regular printed publications on sale to the public within 60 days of the event related to those data/results and always provided that copyright symbol appears together as follows below.

© DORNA WSBK ORGANIZATION Srl 2018

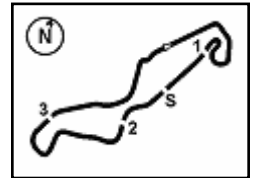
FICR PERUGIA TIMING



Official Tyre Supplier



Official Timekeeper



Dutch Round, 20-21-22 April 2018

World Supersport - Chronological Analysis Warm Up

1° 21 R. KRUMMENACHER (1'38.085)								6° 144 L. MAHIAS (1'38.669)							
Lap	Seg.1	Seg.2	Seg.3	Seg.4	Lap Time	km/h	Local Time	Lap	Seg.1	Seg.2	Seg.3	Seg.4	Lap Time	km/h	Local Time
1		16.359	30.130	23.299		246,0	9:31'53.071	1		15.853	28.990	23.661		240,0	9:32'28.783
2	32.626	15.740	29.145	23.399	1'40.910	245,5	9:33'33.981	2	33.121	15.422	28.346	22.954	1'39.843	246,6	9:34'08.626
3	32.633	15.254	28.423	22.861	1'39.171	246,0	9:35'13.152	3	32.673	15.365	28.307	22.952	1'39.297	245,5	9:35'47.923
4	32.560	15.301	28.478	25.281	1'41.620	249,4	9:36'54.772	4	32.348	15.290	28.463	22.874	1'38.975	245,5	9:37'26.898
5	32.303	15.192	28.529	22.856	1'38.880	253,5	9:38'33.652	5	32.468	15.363	28.289	22.902	1'39.022	244,3	9:39'05.920
6	33.146	15.348	28.630	22.928	1'40.052	252,9	9:40'13.704	6	32.321	15.376	28.278	22.819	1'38.794	245,5	9:40'44.714
7	32.275	15.399	28.485	22.807	1'38.966	246,6	9:41'52.670	7	38.044	15.433	28.529	22.964	1'44.970	247,7	9:42'29.684
8	32.249	15.116	28.152	22.568	1'38.085	249,4	9:43'30.755	8	32.336	15.204	28.270	22.859	1'38.669	244,9	9:44'08.353
9	32.191	15.447	28.574	23.598	1'39.810	254,1	9:45'10.565	9	32.431	15.340	28.328	22.807	1'38.906	246,6	9:45'47.259

2° 3 R. DE ROSA (1'38.248)								7° 16 J. CLUZEL (1'38.749)							
Lap	Seg.1	Seg.2	Seg.3	Seg.4	Lap Time	km/h	Local Time	Lap	Seg.1	Seg.2	Seg.3	Seg.4	Lap Time	km/h	Local Time
1		17.744	31.667	23.472		213,0	9:31'54.030	1		16.932	30.780	24.198		234,8	9:32'27.905
2	33.229	15.387	28.983	23.111	1'40.710	251,2	9:33'34.740	2	33.926	15.701	28.568	23.061	1'41.256	241,1	9:34'09.161
3	32.896	15.494	28.778	23.417	1'40.585	251,2	9:35'15.325	3	33.452	15.338	28.492	22.753	1'40.035	252,9	9:35'49.196
4	32.483	15.229	28.776	23.127	1'39.615	248,8	9:36'54.940	4	32.512	15.282	28.444	22.844	1'39.082	252,9	9:37'28.278
5	32.473	15.245	28.625	22.985	1'39.328	251,2	9:38'34.268	5	32.402	15.283	28.566	22.969	1'39.220	252,9	9:39'07.498
6	32.730	15.388	28.511	23.219	1'39.848	251,7	9:40'14.116	6	32.393	15.208	28.512	22.673	1'38.786	252,9	9:40'46.284
7	32.377	15.139	28.412	22.783	1'38.711	250,0	9:41'52.827	7	32.530	15.489	33.779	22.856	1'44.654	252,3	9:42'30.938
8	32.303	15.110	28.272	22.563	1'38.248	251,2	9:43'31.075	8	32.445	15.220	28.420	22.739	1'38.824	253,5	9:44'09.762
9	32.679	15.244	28.556	23.431	1'39.910	248,3	9:45'10.985	9	32.412	15.253	28.448	22.636	1'38.749	254,1	9:45'48.511

3° 11 S. CORTESE (1'38.415)								8° 66 N. TUULI (1'39.271)							
Lap	Seg.1	Seg.2	Seg.3	Seg.4	Lap Time	km/h	Local Time	Lap	Seg.1	Seg.2	Seg.3	Seg.4	Lap Time	km/h	Local Time
1		16.668	29.683	23.865		234,3	9:32'33.143	1		16.138	29.407	23.410		240,0	9:32'00.406
2	32.949	15.468	28.340	23.128	1'39.885	242,2	9:34'13.028	2	32.796	15.475	28.648	23.166	1'40.085	245,5	9:33'40.491
3	32.674	15.255	28.345	23.050	1'39.324	249,4	9:35'52.352	3	32.854	15.468	28.680	23.133	1'40.135	244,9	9:35'20.626
4	32.602	15.185	28.289	22.879	1'38.955	241,6	9:37'31.307	4	32.663	15.405	28.654	22.994	1'39.716	247,1	9:37'00.342
5	32.579	15.118	28.217	22.847	1'38.761	246,6	9:39'10.068	5	32.548	15.380	28.506	22.837	1'39.271	245,5	9:38'39.613
6	32.390	15.154	28.243	22.739	1'38.526	250,0	9:40'48.594	6	32.603	16.062	29.137	23.095	1'40.897	249,4	9:40'20.510
7	32.384	15.152	28.218	22.794	1'38.548	248,3	9:42'27.142	7	34.861	16.101	28.888	23.018	1'42.868	231,8	9:42'03.378
8	32.359	15.064	28.248	23.041	1'38.712	250,0	9:44'05.854	8	32.751	15.375	28.716	23.167	1'40.009	246,6	9:43'43.387
9	32.300	15.143	28.199	22.773	1'38.415	250,6	9:45'44.269	9	32.502	15.338	28.742	23.004	1'39.586	247,7	9:45'22.973

4° 81 L. STAPLEFORD (1'38.508)								9° 36 T. GRADINGER (1'39.533)							
Lap	Seg.1	Seg.2	Seg.3	Seg.4	Lap Time	km/h	Local Time	Lap	Seg.1	Seg.2	Seg.3	Seg.4	Lap Time	km/h	Local Time
1		15.843	28.783	23.334		246,6	9:31'42.581	1		15.779	29.081	23.272		246,6	9:31'55.508
2	32.655	15.411	28.357	23.037	1'39.460	244,3	9:33'22.041	2	33.010	15.269	28.975	23.118	1'40.372	252,3	9:33'35.880
3	32.367	15.312	28.223	22.983	1'38.885	244,9	9:35'00.926	3	32.785	15.218	28.522	23.477	1'40.002	254,7	9:35'15.882
4	32.312	15.313	28.168	22.931	1'38.724	246,0	9:36'39.650	4	41.680	17.318	29.082	23.090	1'51.170	220,9	9:37'07.052
5	32.342	15.261	28.201	22.946	1'38.750	245,5	9:38'18.400	5	32.749	15.283	28.494	23.075	1'39.601	250,0	9:38'46.653
6	32.246	15.274	28.176	22.812	1'38.508	244,9	9:39'56.908	6	33.060	15.360	28.558	23.084	1'40.062	250,6	9:40'26.715
7	32.303	15.326	28.319	23.056	1'39.004	244,3	9:41'35.912	7	33.002	15.268	28.537	22.897	1'39.704	252,3	9:42'06.419
8	32.483	15.372	28.634	23.029	1'39.518	244,9	9:43'15.430	8	32.902	15.394	28.683	22.882	1'39.861	251,2	9:43'46.280
9	32.510	15.403	28.257	22.969	1'39.139	245,5	9:44'54.569	9	32.825	15.173	28.700	22.835	1'39.533	246,0	9:45'25.813
10	32.334	15.284	28.261	22.973	1'38.852	245,5	9:46'33.421								

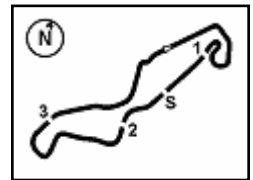
5° 64 F. CARICASULO (1'38.653)								10° 32 S. MORAIS (1'39.550)							
Lap	Seg.1	Seg.2	Seg.3	Seg.4	Lap Time	km/h	Local Time	Lap	Seg.1	Seg.2	Seg.3	Seg.4	Lap Time	km/h	Local Time
1		16.058	29.375	23.422		243,8	9:31'43.731	1		16.132	29.648	23.890		247,1	9:31'46.506
2	33.077	15.352	28.479	22.954	1'39.862	249,4	9:33'23.593	2	33.436	15.483	28.750	23.473	1'41.142	250,6	9:33'27.648
3	32.744	15.251	28.362	22.845	1'39.202	247,7	9:35'02.795	3	32.895	15.309	29.945	24.882	1'43.031	252,9	9:35'10.679
4	32.540	15.245	28.347	22.881	1'39.013	245,5	9:36'41.808	4	32.924	15.608	29.385	25.660	1'43.577	247,1	9:36'54.256
5	32.394	15.255	28.351	22.804	1'38.804	246,6	9:38'20.612	5	32.716	15.512	30.064	24.952	1'43.244	251,7	9:38'37.500
6	32.421	15.316	28.385	22.808	1'38.930	245,5	9:39'59.542	6	32.672	15.326	28.602	22.950	1'39.550	252,9	9:40'17.050
7	32.444	15.334	28.329	22.976	1'39.083	244,9	9:41'38.625	7	32.636	15.191	29.149	23.814	1'40.790	252,9	9:41'57.840
8	32.533	15.310	28.373	22.880	1'39.096	247,1	9:43'17.721	8	32.858	15.526	28.722	23.047	1'40.153	252,9	9:43'37.993
9	32.358	15.239	28.284	22.772	1'38.653	248,3	9:44'56.374	9	32.671	15.273	29.094	23.336	1'40.374	251,7	9:45'18.367
10	32.488	15.226	28.372	22.915	1'39.001	247,7	9:46'35.375								

11° 78 H. OKUBO (1'39.671)							
Lap	Seg.1	Seg.2	Seg.3	Seg.4	Lap Time	km/h	Local Time
1			16.096	29.282	23.518	244,3	9:31'47.205

22/04/2018 P = Pits In/Out - C = Lap Time Cancelled

These data/results cannot be reproduced, stored and/or transmitted in whole or in part by any manner of electronic, mechanical, photocopying, recording, broadcasting or otherwise now known or herein after developed without the previous express consent by the copyright owner, except for reproduction in daily press and regular printed publications on sale to the public within 60 days of the event related to those data/results and always provided that copyright symbol appears together as follows below.

© DORNA WSBK ORGANIZATION Srl 2018



Dutch Round, 20-21-22 April 2018

World Supersport - Chronological Analysis Warm Up

TT Circuit Assen 4.542 m

2 / 3

2	33.591	15.444	28.767	23.511	1'41.313	251,2	9:33'28.518	7	32.853	15.536	28.719	23.158	1'40.266	243,8	9:42'04.668
3	32.758	15.314	28.890	24.284	1'41.246	252,9	9:35'09.764	8	32.821	15.503	28.609	23.233	1'40.166	246,0	9:43'44.834
4	33.530	15.533	28.789	23.416	1'41.268	247,1	9:36'51.032	9	32.794	15.517	28.651	23.045	1'40.007	246,6	9:45'24.841
5	32.742	15.363	28.509	23.220	1'39.834	249,4	9:38'30.866								
6	32.780	15.328	28.681	23.188	1'39.977	249,4	9:40'10.843								
7	32.657	15.355	28.671	22.988	1'39.671	249,4	9:41'50.514								
8	32.810	15.315	28.952	23.027	1'40.104	250,6	9:43'30.618								
9	37.927	15.806	29.371	24.019	1'47.123	247,7	9:45'17.741								

17° 22 E. LAHTI (1'40.266)							
Lap	Seg.1	Seg.2	Seg.3	Seg.4	Lap Time	km/h	Local Time
1		16.236	30.228	23.598		242,7	9:31'53.792
2	33.319	15.378	29.246	23.505	1'41.448	244,9	9:33'35.240
3	32.910	15.499	28.690	23.471	1'40.570	248,3	9:35'15.810
4	33.487	16.277	29.297	23.504	1'42.565	232,3	9:36'58.375
5	32.929	15.485	28.887	23.320	1'40.621	243,2	9:38'38.996
6	32.774	15.398	28.785	23.309	1'40.266	246,6	9:40'19.262
7	36.362	16.016	28.949	23.349	1'44.676	233,8	9:42'03.938
8	32.924	15.401	28.679	23.305	1'40.309	245,5	9:43'44.247
9	32.919	15.385	28.760	23.319	1'40.383	244,9	9:45'24.630

12° 111 K. SMITH (1'39.688)							
Lap	Seg.1	Seg.2	Seg.3	Seg.4	Lap Time	km/h	Local Time
1		16.458	29.799	23.813		238,9	9:31'51.562
2	33.634	15.577	28.703	23.334	1'41.248	246,0	9:33'32.810
3	32.666	15.402	28.509	23.111	1'39.688	235,8	9:35'12.498
4	32.592	15.550	28.554	23.200	1'39.896	243,2	9:36'52.394
5	33.266	15.924	28.901	22.923	1'41.014	247,7	9:38'33.408
6	32.771	15.379	28.519	23.044	1'39.713	248,8	9:40'13.121
7	32.718	15.367	29.050	22.936	1'40.071	241,1	9:41'53.192
8	33.035	15.464	28.602	23.116	1'40.217	250,6	9:43'33.409
9	32.759	15.346	28.542	23.189	1'39.836	242,2	9:45'13.245

18° 10 N. CALERO (1'40.302)							
Lap	Seg.1	Seg.2	Seg.3	Seg.4	Lap Time	km/h	Local Time
1		16.658	31.609	23.449		237,9	9:31'54.199
2	33.413	15.535	29.073	23.543	1'41.564	247,1	9:33'35.763
3	33.443	15.494	29.073	23.675	1'41.685	246,6	9:35'17.448
4	34.554	16.975	28.723	23.112	1'43.364	233,8	9:37'00.812
5	33.220	15.719	28.732	23.535	1'41.206	243,8	9:38'42.018
6	38.480	15.619	28.653	23.390	1'46.142	242,2	9:40'28.160
7	32.874	15.497	28.687	23.244	1'40.302	243,8	9:42'08.462
8	36.694	15.744	28.903	23.699	1'45.040	241,6	9:43'53.502
9	32.968	15.708	28.647	23.602	1'40.925	243,2	9:45'34.427

13° 47 R. HARTOG (1'39.780)							
Lap	Seg.1	Seg.2	Seg.3	Seg.4	Lap Time	km/h	Local Time
1		16.026	29.384	23.933		244,9	9:31'46.739
2	33.291	15.613	29.273	23.079	1'41.256	242,7	9:33'27.995
3	32.817	15.324	29.248	23.853	1'41.242	247,1	9:35'09.237
4	32.789	15.445	28.665	23.031	1'39.930	251,7	9:36'49.167
5	32.796	15.423	28.752	23.016	1'39.987	242,7	9:38'29.154
6	32.756	15.383	28.771	22.870	1'39.780	242,2	9:40'08.934
7	32.831	15.530	28.990	23.243	1'40.594	239,5	9:41'49.528
8	32.951	15.463	28.795	23.043	1'40.252	236,8	9:43'29.780
9	32.956	15.477	28.998	24.018	1'41.449	242,7	9:45'11.229

19° 62 V. VAN DER VALK (1'40.352)							
Lap	Seg.1	Seg.2	Seg.3	Seg.4	Lap Time	km/h	Local Time
1		16.299	29.705	24.263		242,2	9:31'46.624
2	34.091	15.812	28.757	23.830	1'42.490	246,0	9:33'29.114
3	33.249	15.684	29.203	23.719	1'41.855	247,1	9:35'10.969
4	32.988	15.538	28.606	24.092	1'41.224	250,0	9:36'52.193
5	33.423	15.726	29.261	24.468	1'42.878	249,4	9:38'35.071
6	32.892	15.672	28.719	23.612	1'40.895	249,4	9:40'15.966
7	32.993	15.594	29.351	23.666	1'41.604	251,2	9:41'57.570
8	32.990	15.705	28.794	23.461	1'40.950	246,6	9:43'38.520
9	32.791	15.529	28.551	23.481	1'40.352	248,8	9:45'18.872

14° 86 A. BADOVINI (1'39.805)							
Lap	Seg.1	Seg.2	Seg.3	Seg.4	Lap Time	km/h	Local Time
1		16.640	30.897	25.594		231,3	9:31'51.147
2	33.957	17.136	31.080	23.620	1'45.793	197,4	9:33'36.940
3	33.079	15.401	28.884	33.281	1'50.645P	247,1	9:35'27.585
4	2'21.657	15.791	29.110	23.854	3'30.412P	241,1	9:38'57.997
5	32.860	15.589	28.676	23.191	1'40.316	242,2	9:40'38.313
6	32.728	15.826	28.765	23.126	1'40.445	243,2	9:42'18.758
7	32.641	15.518	28.569	23.077	1'39.805	242,7	9:43'58.563
8	32.609	15.441	28.657	23.285	1'39.992	243,2	9:45'38.555

20° 77 W. TESSELS (1'40.366)							
Lap	Seg.1	Seg.2	Seg.3	Seg.4	Lap Time	km/h	Local Time
1		16.055	29.203	23.820		244,3	9:31'42.512
2	33.261	15.528	28.744	23.437	1'40.970	246,6	9:33'23.482
3	33.379	15.510	28.618	23.336	1'40.843	246,0	9:35'04.325
4	33.142	15.507	28.752	23.297	1'40.698	246,0	9:36'45.023
5	33.051	15.486	28.755	23.296	1'40.588	245,5	9:38'25.611
6	33.123	15.513	28.722	23.317	1'40.675	244,9	9:40'06.286
7	32.933	15.534	28.755	23.144	1'40.366	244,9	9:41'46.652
8	32.992	15.519	28.813	23.347	1'40.671	244,9	9:43'27.323
9	39.484	15.461	28.966	23.400	1'47.311	247,1	9:45'14.634

15° 38 H. SOOMER (1'39.905)							
Lap	Seg.1	Seg.2	Seg.3	Seg.4	Lap Time	km/h	Local Time
1		16.430	29.793	24.105		245,5	9:31'48.908
2	32.922	15.570	28.888	23.180	1'40.560	246,0	9:33'29.468
3	33.096	15.507	29.289	23.895	1'41.787	249,4	9:35'11.255
4	32.872	15.525	28.745	23.665	1'40.807	250,6	9:36'52.062
5	33.297	16.155	29.418	23.316	1'42.186	248,8	9:38'34.248
6	33.025	15.378	29.089	23.188	1'40.680	251,2	9:40'14.928
7	32.826	15.493	28.721	23.108	1'40.148	247,7	9:41'55.076
8	32.915	15.508	29.006	23.129	1'40.558	248,3	9:43'35.634
9	32.657	15.459	28.803	22.986	1'39.905	247,1	9:45'15.539

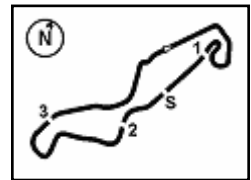
21° 84 L. CRESSON (1'40.455)							
Lap	Seg.1	Seg.2	Seg.3	Seg.4	Lap Time	km/h	Local Time
1		15.987	29.624	24.124		246,6	9:32'03.598
2	33.703	15.497	29.205	23.553	1'41.958	250,0	9:33'45.556
3	33.395	15.448	29.402	23.301	1'41.546	251,2	9:35'27.102
4	33.179	15.423	28.955	23.249	1'40.806	251,7	9:37'07.908
5	33.027	15.423	30.118	23.422	1'41.990C	251,7	9:38'49.898
6	33.082	15.397	28.811	23.199	1'40.489	252,3	9:40'30.387
7	32.882	15.448	28.761	23.364	1'40.455	252,3	9:42'10.842
8	33.028	15.445	28.705	23.381	1'40.559	251,7	9:43'51.401
9	32.834	15.492	29.138	23.170	1'40.634	251,7	9:45'32.035

16° 74 J. VAN SIKKELERUS (1'40.007)							
Lap	Seg.1	Seg.2	Seg.3	Seg.4	Lap Time	km/h	Local Time
1		16.556	29.608	24.158		241,1	9:31'52.097
2	33.375	15.724	29.480	23.632	1'42.211	245,5	9:33'34.308
3	33.112	15.618	29.008	23.624	1'41.362	247,7	9:35'15.670
4	32.872	15.684	33.680	24.961	1'47.197	245,5	9:37'02.867
5	32.976	15.614	28.641	23.441	1'40.672	242,2	9:38'43.539
6	33.000	15.552	28.831	23.480	1'40.863	241,1	9:40'24.402

22/04/2018 P = Pits In/Out - C = Lap Time Cancelled

These data/results cannot be reproduced, stored and/or transmitted in whole or in part by any manner of electronic, mechanical, photocopying, recording, broadcasting or otherwise now known or herein after developed without the previous express consent by the copyright owner, except for reproduction in daily press and regular printed publications on sale to the public within 60 days of the event related to those data/results and always provided that copyright symbol appears together as follows below.

© DORNA WSBK ORGANIZATION Srl 2018



Dutch Round, 20-21-22 April 2018

World Supersport - Chronological Analysis Warm Up

22° 96 A. IRWIN (1'40.492)							
Lap	Seg.1	Seg.2	Seg.3	Seg.4	Lap Time	km/h	Local Time
1		16.581	29.615	23.553		240,0	9:31'51.825
2	33.759	15.633	29.199	23.707	1'42.298	250,0	9:33'34.123
3	33.069	15.567	29.006	23.709	1'41.351	243,8	9:35'15.474
4	33.041	15.507	28.829	23.115	1'40.492	246,6	9:36'55.966
5	32.937	15.618	29.092	23.402	1'41.049	244,9	9:38'37.015
6	32.933	15.786	28.856	23.082	1'40.657	242,2	9:40'17.672
7	32.994	15.537	28.868	23.237	1'40.636	246,0	9:41'58.308
8	33.188	15.442	28.794	23.680	1'41.104	246,0	9:43'39.412
9	32.987	15.695	29.004	23.416	1'41.102	245,5	9:45'20.514

9 46.301 17.874 30.234 24.785 1'59.194 216,0 9:45'38.594

23° 65 M. CANDUCCI (1'40.813)							
Lap	Seg.1	Seg.2	Seg.3	Seg.4	Lap Time	km/h	Local Time
1		16.124	29.171	23.993		241,6	9:31'44.738
2	33.555	15.571	29.065	23.846	1'42.037	243,8	9:33'26.775
3	33.326	15.543	29.296	25.067	1'43.232	246,0	9:35'10.007
4	33.483	15.566	28.722	23.928	1'41.699	247,7	9:36'51.706
5	33.430	15.608	28.755	23.533	1'41.326	244,9	9:38'33.032
6	33.067	15.587	28.731	23.641	1'41.026	242,2	9:40'14.058
7	33.037	15.566	28.793	23.417	1'40.813	246,0	9:41'54.871
8	32.899	15.586	29.249	23.822	1'41.556	243,8	9:43'36.427
9	33.788	15.770	28.857	23.833	1'42.248	244,3	9:45'18.675

24° 56 P. SEBESTYEN (1'40.983)							
Lap	Seg.1	Seg.2	Seg.3	Seg.4	Lap Time	km/h	Local Time
1		16.271	29.485	24.026		242,7	9:31'44.245
2	33.506	15.815	29.208	23.626	1'42.155	246,0	9:33'26.400
3	33.316	15.712	29.202	23.487	1'41.717	245,5	9:35'08.117
4	38.726	15.819	29.392	23.548	1'47.485	244,3	9:36'55.602
5	33.475	15.645	29.117	23.596	1'41.833	249,4	9:38'37.435
6	33.310	15.490	28.900	23.350	1'41.050	247,7	9:40'18.485
7	33.245	15.623	28.894	23.538	1'41.300	247,1	9:41'59.785
8	33.103	15.586	28.936	23.399	1'41.024	246,0	9:43'40.809
9	33.173	15.506	28.965	23.339	1'40.983	247,1	9:45'21.792

25° 15 A. COPPOLA (1'41.126)							
Lap	Seg.1	Seg.2	Seg.3	Seg.4	Lap Time	km/h	Local Time
1		17.640	31.615	24.584		213,4	9:31'57.809
2	33.710	15.813	29.282	23.857	1'42.662	242,2	9:33'40.471
3	33.657	15.806	28.952	23.654	1'42.069	245,5	9:35'22.540
4	33.221	15.723	28.907	23.604	1'41.455	244,3	9:37'03.995
5	32.964	15.569	28.983	23.610	1'41.126	245,5	9:38'45.121
6	34.748	17.479	30.725	23.605	1'46.557	208,1	9:40'31.678
7	32.937	1'24.453	35.178	24.974	2'57.542	243,8	9:43'29.220
8	33.158	15.712	28.767	24.077	1'41.714C	243,2	9:45'10.934

26° 35 S. HILL (1'41.221)							
Lap	Seg.1	Seg.2	Seg.3	Seg.4	Lap Time	km/h	Local Time
1		16.727	30.061	24.043		223,1	9:31'49.131
2	33.237	15.568	29.100	23.316	1'41.221	246,6	9:33'30.352
3	1'24.770	16.486	33.211	41.030	2'55.497P	239,5	9:36'25.849
4	7'57.738	15.948	29.886	23.714	9'07.286P	241,6	9:45'33.135

27° 83 L. EPIS (1'41.607)							
Lap	Seg.1	Seg.2	Seg.3	Seg.4	Lap Time	km/h	Local Time
1		16.332	29.913	23.942		240,0	9:31'43.086
2	33.655	15.713	29.169	23.666	1'42.203	243,2	9:33'25.289
3	33.608	15.652	29.581	23.752	1'42.593	243,2	9:35'07.882
4	33.971	16.184	29.491	23.979	1'43.625	242,2	9:36'51.507
5	33.460	15.548	29.222	23.540	1'41.770C	242,7	9:38'33.277
6	33.400	15.696	29.142	23.647	1'41.885C	246,6	9:40'15.162
7	33.431	15.789	29.445	23.966	1'42.631	245,5	9:41'57.793
8	33.330	15.476	29.080	23.721	1'41.607	247,1	9:43'39.400

22/04/2018 P = Pits In/Out - C = Lap Time Cancelled

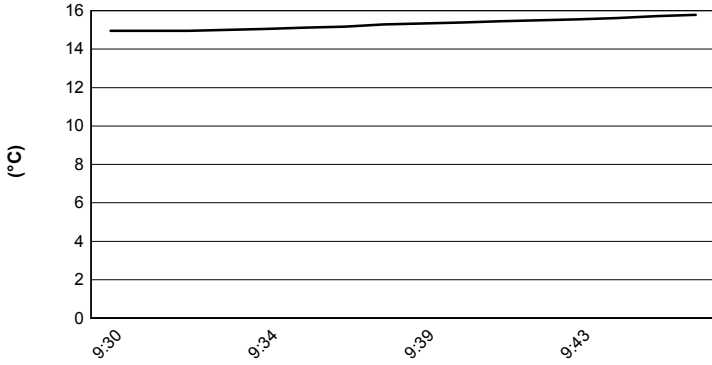
These data/results cannot be reproduced, stored and/or transmitted in whole or in part by any manner of electronic, mechanical, photocopying, recording, broadcasting or otherwise now known or herein after developed without the previous express consent by the copyright owner, except for reproduction in daily press and regular printed publications on sale to the public within 60 days of the event related to those data/results and always provided that copyright symbol appears together as follows below.

© DORNA WSBK ORGANIZATION Srl 2018

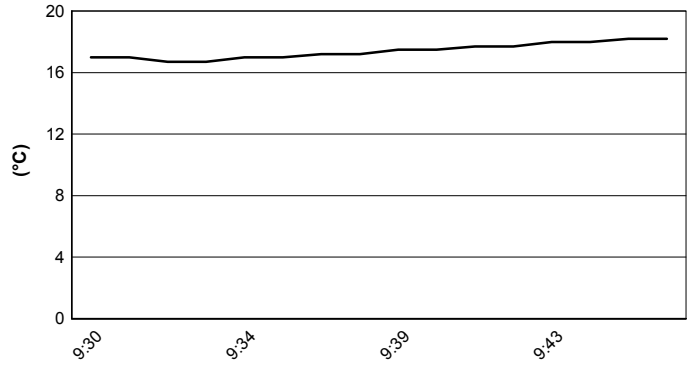


Dutch Round, 20-21-22 April 2018
World Supersport - Weather Report Warm Up
 Session started 09:30 - Session ended 9:47

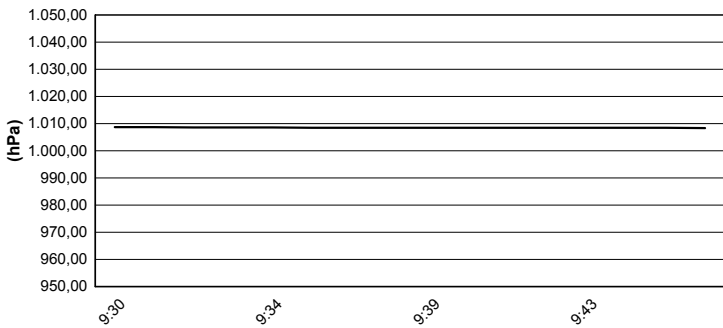
Air Temperature



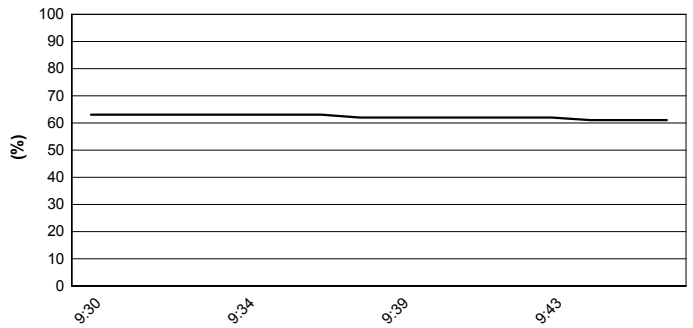
Track Temperature



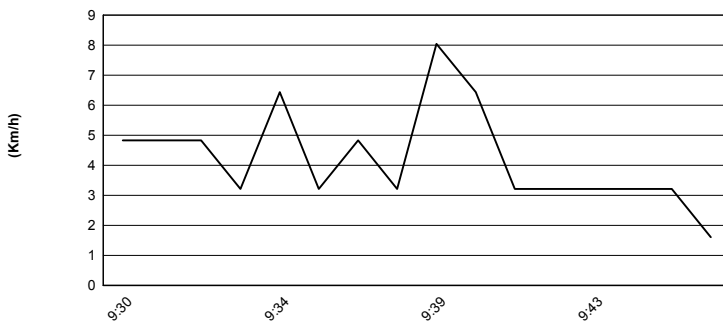
Air Pressure



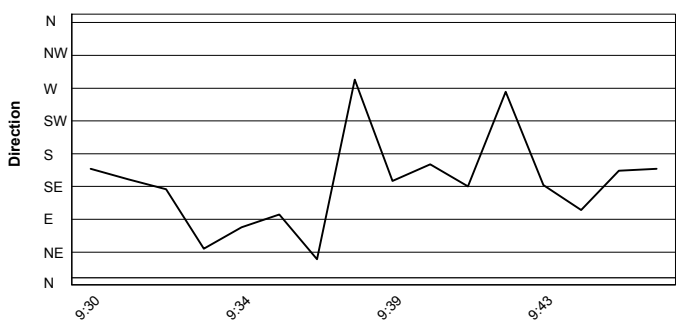
Humidity



Wind Speed



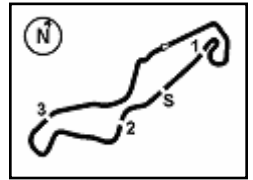
Wind Direction



22/04/2018

These data/results cannot be reproduced, stored and/or transmitted in whole or in part by any manner of electronic, mechanical, photocopying, recording, broadcasting or otherwise now known or herein after developed without the previous express consent by the copyright owner, except for reproduction in daily press and regular printed publications on sale to the public within 60 days of the event related to those data/results and always provided that copyright symbol appears together as follows below.

© DORNA WSBK ORGANIZATION Srl 2018



TT Circuit Assen 4.542 m

Dutch Round, 20-21-22 April 2018

World Supersport - Starting Grid

18 Laps x 4,542 km = 81,756 km

1	11 CORTESE S. Yamaha 1'37.799 SP2	2	144 MAHIAS L. Yamaha 1'38.085 SP2	3	3 DE ROSA R. MV Agusta 1'38.109 SP2
2	16 CLUZEL J. Yamaha 1'38.192 SP2	5	81 STAPLEFORD L. Triumph 1'38.249 SP2	6	21 KRUMMENACHER R. Yamaha 1'38.337 SP2
3	64 CARICASULO F. Yamaha 1'38.569 SP2	8	66 TUULI N. Honda 1'38.594 SP2	9	32 MORAIS S. Kawasaki 1'38.718 SP2
4	111 SMITH K. Honda 1'38.851 SP2	11	47 HARTOG R. Kawasaki 1'38.933 SP2	12	78 OKUBO H. Kawasaki 1'39.243 SP2
5	86 BADOVINI A. MV Agusta 1'39.134 SP1	14	36 GRADINGER T. Yamaha 1'39.389 SP1	15	38 SOOMER H. Honda 1'39.432 SP1
6	35 HILL S. Triumph 1'39.713 SP1	17	84 CRESSON L. Yamaha 1'39.775 SP1	18	77 TESSELS W. Kawasaki 1'39.829 SP1
7	22 LAHTI E. Suzuki 1'39.870 SP1	20	96 IRWIN A. Honda 1'40.242 SP1	21	65 CANDUCCI M. Kawasaki 1'40.493 SP1
8	10 CALERO N. Kawasaki 1'40.688 SP1	23	74 VAN SIKKELERUS J. Honda 1'40.865 SP1	24	56 SEBESTYEN P. Kawasaki 1'41.210 SP1
9	15 COPPOLA A. Yamaha 1'40.507 SP1	26	62 VAN DER VALK V. Yamaha 1'41.249 SP1	27	83 EPIS L. Kawasaki 1'41.912 SP1
	25* COPPOLA A. Yamaha 1'40.507 SP1				

N.13 (West A.) will not take part in the race. Declared unfit after FP1
N.15 (Coppola A.) has been demoted by 3 grid positions according to Art. 1.21.2

* = Penalized

22/04/2018 Jury President

..... Race Director

