

TT Circuit Assen 4.542 m

Dutch Round, 20-21-22 April 2018

World Supersport 300 - Chronological Analysis Race

Start at 14:21'03.857

1 / 5

1° 43 L. GRUNWALD (1'51.308)							
Lap	Seg.1	Seg.2	Seg.3	Seg.4	Lap Time	km/h	Local Time
1		18.536	31.139	26.195	1'58.264	184,6	14:23'02.121
2	36.571	18.864	30.876	26.757	1'53.068	178,8	14:24'55.189
3	36.711	18.496	30.817	25.876	1'51.900	186,5	14:26'47.089
4	36.693	18.297	30.705	26.449	1'52.144	183,1	14:28'39.233
5	36.740	18.535	30.433	25.803	1'51.511	186,2	14:30'30.744
6	36.556	18.924	30.834	26.662	1'52.976	179,4	14:32'23.720
7	36.271	18.297	30.982	26.098	1'51.648	183,1	14:34'15.368
8	36.413	18.764	30.638	26.419	1'52.234	187,8	14:36'07.602
9	36.611	18.608	30.482	26.074	1'51.775	185,2	14:37'59.377
10	36.931	18.432	30.484	26.126	1'51.973	181,8	14:39'51.350
11	36.096	18.477	30.619	26.116	1'51.308	183,1	14:41'42.658
12	36.690	19.350	31.344	26.652	1'54.036	173,9	14:43'36.694

2° 15 G. VAN STRAALEN (1'51.166)							
Lap	Seg.1	Seg.2	Seg.3	Seg.4	Lap Time	km/h	Local Time
1		18.618	30.969	26.472	1'58.069	184,0	14:23'01.926
2	37.827	18.512	31.170	26.138	1'53.647	188,5	14:24'55.573
3	36.597	18.420	31.172	25.927	1'52.116	183,7	14:26'47.689
4	36.493	18.436	31.046	26.184	1'52.159	187,2	14:28'39.848
5	36.533	18.350	31.173	25.919	1'51.975	184,3	14:30'31.823
6	36.600	18.195	30.936	26.222	1'51.953	188,5	14:32'23.776
7	36.123	18.359	31.315	26.175	1'51.972	181,8	14:34'15.748
8	36.285	18.948	31.041	26.128	1'52.402	182,1	14:36'08.150
9	36.992	18.572	30.412	25.610	1'51.586	182,1	14:37'59.736
10	37.073	18.588	30.425	26.111	1'52.197	181,8	14:39'51.933
11	36.113	18.570	30.547	25.936	1'51.166	178,8	14:41'43.099
12	36.694	18.919	31.546	26.501	1'53.660	184,0	14:43'36.759

3° 95 S. DEROUE (1'51.429)							
Lap	Seg.1	Seg.2	Seg.3	Seg.4	Lap Time	km/h	Local Time
1		18.548	30.866	27.031	1'58.346	185,6	14:23'02.203
2	36.834	18.596	31.126	25.894	1'52.450	180,9	14:24'54.653
3	36.642	18.840	30.673	25.702	1'51.857	177,0	14:26'46.510
4	36.474	18.496	30.788	26.421	1'52.179	180,0	14:28'38.689
5	36.383	18.812	30.698	26.978	1'52.871	179,1	14:30'31.560
6	36.486	18.500	30.783	25.823	1'51.592	186,2	14:32'23.152
7	36.529	18.132	30.800	26.388	1'51.849	191,2	14:34'15.001
8	36.237	18.809	30.682	26.790	1'52.518	180,0	14:36'07.519
9	36.473	18.520	30.644	25.792	1'51.429	185,2	14:37'58.948
10	36.289	18.843	30.592	26.171	1'51.895	177,6	14:39'50.843
11	36.056	19.006	30.979	25.907	1'51.948	176,2	14:41'42.791
12	36.718	18.833	31.633	27.140	1'54.324	180,0	14:43'37.115

4° 2 A. CARRASCO (1'50.483)							
Lap	Seg.1	Seg.2	Seg.3	Seg.4	Lap Time	km/h	Local Time
1		18.648	30.900	27.424	1'58.649	182,7	14:23'02.506
2	38.061	18.321	31.063	26.112	1'53.557	189,8	14:24'56.063
3	37.376	18.600	30.632	26.340	1'52.948	187,5	14:26'49.011
4	36.778	18.311	30.675	26.158	1'51.922	184,6	14:28'40.933
5	36.786	18.169	30.771	25.926	1'51.652	189,8	14:30'32.585
6	36.989	18.029	31.241	26.664	1'52.923	191,5	14:32'25.508
7	36.821	18.097	30.697	25.939	1'51.554	190,8	14:34'17.062
8	36.664	18.266	30.763	25.872	1'51.565	189,5	14:36'08.627
9	36.914	18.741	31.093	25.924	1'52.672	191,2	14:38'01.299
10	36.214	18.413	30.843	26.427	1'51.897	182,7	14:39'53.196
11	35.860	18.382	30.301	25.940	1'50.483	182,4	14:41'43.679
12	36.666	18.594	31.256	27.003	1'53.519	192,9	14:43'37.198

5° 93 W. KHAN (1'51.376)							
Lap	Seg.1	Seg.2	Seg.3	Seg.4	Lap Time	km/h	Local Time
1		18.661	31.494	26.337	1'59.888	192,2	14:23'03.745
2	37.247	18.348	31.299	26.068	1'52.962	188,8	14:24'56.707

3	36.633	18.248	30.605	25.937	1'51.423	187,2	14:26'48.130
4	36.261	18.129	30.995	26.143	1'51.528	188,8	14:28'39.658
5	36.645	18.342	30.573	26.188	1'51.748	188,8	14:30'31.406
6	36.224	18.650	30.747	26.402	1'52.023	184,9	14:32'23.429
7	36.132	18.565	30.648	26.091	1'51.436	186,9	14:34'14.865
8	36.288	19.268	30.686	26.065	1'52.307	177,9	14:36'07.172
9	36.360	18.820	30.751	26.186	1'52.117	184,0	14:37'59.289
10	37.258	18.421	30.484	26.224	1'52.387	184,9	14:39'51.676
11	35.979	18.330	30.840	26.227	1'51.376	183,4	14:41'43.052
12	36.963	18.742	31.462	27.289	1'54.456	187,8	14:43'37.508

6° 22 M. KALININ (1'51.512)							
Lap	Seg.1	Seg.2	Seg.3	Seg.4	Lap Time	km/h	Local Time
1		18.681	31.145	26.490	1'58.630	180,9	14:23'02.487
2	37.084	18.514	30.957	26.422	1'52.977	181,8	14:24'55.464
3	36.407	18.600	31.031	25.975	1'52.013	184,3	14:26'47.477
4	36.618	18.306	30.764	26.363	1'52.051	183,1	14:28'39.528
5	37.018	18.303	30.824	26.435	1'52.580	184,0	14:30'32.108
6	36.504	18.189	32.293	26.273	1'53.259	188,5	14:32'25.367
7	36.524	18.353	30.580	26.095	1'51.552	188,2	14:34'16.919
8	36.603	18.398	30.767	25.744	1'51.512	184,9	14:36'08.431
9	36.919	18.436	30.468	25.857	1'51.680	183,1	14:38'00.111
10	36.737	18.732	30.852	26.669	1'52.990	178,5	14:39'53.101
11	36.432	18.502	31.037	26.612	1'52.583	179,7	14:41'45.684
12	36.836	18.433	30.997	26.407	1'52.673	181,5	14:43'38.357

7° 20 D. LOUREIRO (1'51.429)							
Lap	Seg.1	Seg.2	Seg.3	Seg.4	Lap Time	km/h	Local Time
1		18.532	31.114	26.513	1'58.874	182,1	14:23'02.731
2	37.150	18.525	31.396	26.187	1'53.258	184,6	14:24'55.989
3	36.758	18.157	30.988	26.288	1'52.191	187,2	14:26'48.180
4	36.667	18.147	31.344	26.200	1'52.358	186,2	14:28'40.538
5	36.874	18.365	30.760	25.899	1'51.898	188,8	14:30'32.436
6	36.958	18.010	31.362	26.185	1'52.515	188,2	14:32'24.951
7	36.786	18.213	30.633	25.797	1'51.429	184,3	14:34'16.380
8	36.054	18.336	30.651	26.646	1'51.687	187,5	14:36'08.067
9	36.904	18.157	30.932	26.224	1'52.217	187,8	14:38'00.284
10	36.895	18.321	31.142	26.506	1'52.864	188,2	14:39'53.148
11	36.654	18.295	31.004	26.700	1'52.653	185,6	14:41'45.801
12	36.332	18.615	30.976	26.708	1'52.631	180,9	14:43'38.432

8° 41 J. JÄHNIG (1'51.669)							
Lap	Seg.1	Seg.2	Seg.3	Seg.4	Lap Time	km/h	Local Time
1		18.389	31.310	26.123	2'00.167	190,5	14:23'04.024
2	37.275	18.379	31.283	26.396	1'53.333	188,5	14:24'57.357
3	36.834	18.437	31.096	26.024	1'52.391	183,1	14:26'49.748
4	36.854	18.382	30.954	26.108	1'52.298	183,1	14:28'42.046
5	36.495	18.169	30.804	26.201	1'51.669	187,8	14:30'33.715
6	36.449	18.107	31.103	26.277	1'51.936	189,8	14:32'25.651
7	36.895	18.092	30.824	25.956	1'51.767	189,1	14:34'17.418
8	36.687	18.296	30.821	25.969	1'51.773	184,9	14:36'09.191
9	36.764	18.302	30.974	26.459	1'52.499	187,5	14:38'01.690
10	36.751	18.689	31.053	27.107	1'53.600	180,3	14:39'55.290
11	37.367	19.252	31.390	26.717	1'54.726	174,5	14:41'50.016
12	37.528	19.457	31.540	26.847	1'55.372	173,6	14:43'45.388

9° 81 M. GONZALEZ (1'52.366)							
Lap	Seg.1	Seg.2	Seg.3	Seg.4	Lap Time	km/h	Local Time
1		18.568	31.337	26.135	1'59.485	189,5	14:23'03.342
2	37.636	18.512	30.990	26.293	1'53.431	187,2	14:24'56.773
3	37.222	18.678	31.097	26.511	1'53.508	184,0	14:26'50.281
4	36.716	18.553	30.837	26.382	1'52.488	185,9	14:28'42.769
5	36.444	18.474	30.708	26.740	1'52.366	182,7	14:30'35.135
6	36.416	18.833	31.223	26.860	1'53.332	178,8	14:32'28.467

22/04/2018 P = Pits In/Out - C = Lap Time Cancelled

These data/results cannot be reproduced, stored and/or transmitted in whole or in part by any manner of electronic, mechanical, photocopying, recording, broadcasting or otherwise now known or herein after developed without the previous express consent by the copyright owner, except for reproduction in daily press and regular printed publications on sale to the public within 60 days of the event related to those data/results and always provided that copyright symbol appears together as follows below.

© DORNA WSBK ORGANIZATION Srl 2018



Official Fuel Supplier

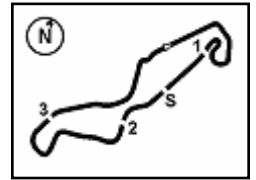


FKR PERUGIA TIMING

Official Tyre Supplier



Official Timekeeper



Dutch Round, 20-21-22 April 2018

World Supersport 300 - Chronological Analysis Race

TT Circuit Assen 4.542 m

Start at 14:21'03.857

2 / 5

7	36.655	18.988	30.894	26.531	1'53.068	176,2	14:34'21.535	11	37.190	19.044	30.879	26.787	1'53.900	178,5	14:42'01.243
8	36.399	18.889	30.709	26.766	1'52.763	179,1	14:36'14.298	12	37.108	18.943	31.070	26.832	1'53.953	179,4	14:43'55.196
9	36.847	18.925	30.823	26.494	1'53.089	179,4	14:38'07.387								
10	36.619	18.938	31.473	27.029	1'54.059	180,3	14:40'01.446								
11	36.835	19.065	30.795	26.549	1'53.244	177,6	14:41'54.690								
12	36.542	18.931	30.778	26.474	1'52.725	177,6	14:43'47.415								

10° 69 M. HERRERA (1'51.815)

Lap	Seg.1	Seg.2	Seg.3	Seg.4	Lap Time	km/h	Local Time
1		18.774	31.257	26.755	1'59.726	186,5	14:23'03.583
2	37.502	18.514	31.218	26.537	1'53.771	186,2	14:24'57.354
3	36.621	19.015	30.997	26.600	1'53.233	182,7	14:26'50.587
4	36.766	18.548	31.019	26.691	1'53.024	184,3	14:28'43.611
5	36.159	18.496	30.485	26.675	1'51.815	181,8	14:30'35.426
6	36.397	18.579	30.970	27.195	1'53.141	182,4	14:32'28.567
7	36.633	18.821	30.582	26.756	1'52.792	176,5	14:34'21.359
8	36.317	19.060	30.763	26.935	1'53.075	174,8	14:36'14.434
9	36.419	19.116	30.780	26.785	1'53.100	174,2	14:38'07.534
10	36.268	19.229	31.188	27.244	1'53.929	174,2	14:40'01.463
11	36.574	19.133	30.706	26.747	1'53.160	172,2	14:41'54.623
12	36.245	19.050	30.772	26.856	1'52.923	173,6	14:43'47.546

11° 33 D. VALLE (1'51.334)

Lap	Seg.1	Seg.2	Seg.3	Seg.4	Lap Time	km/h	Local Time
1		18.227	31.268	26.469	1'59.151	189,1	14:23'03.008
2	37.199	18.289	30.770	26.544	1'52.802	185,2	14:24'55.810
3	36.610	18.368	30.583	25.933	1'51.494	183,7	14:26'47.304
4	36.465	18.426	30.729	26.062	1'51.682	179,4	14:28'38.986
5	36.815	18.739	30.605	26.507	1'52.666	182,1	14:30'31.652
6	36.611	18.297	31.341	26.201	1'52.450	185,2	14:32'24.102
7	36.366	18.196	30.798	25.974	1'51.334	185,6	14:34'15.436
8	36.195	18.754	30.596	26.180	1'51.725	185,2	14:36'07.161
9	36.658	18.757	30.625	26.287	1'52.327	180,6	14:37'59.488
10	36.388	18.734	30.781	26.686	1'52.589	176,2	14:39'52.077
11	36.562	18.487	30.483	25.975	1'51.507	181,2	14:41'43.584
12	36.545	18.349	43.389	27.336	2'05.619	189,5	14:43'49.203

12° 97 M. KAPPLER (1'51.435)

Lap	Seg.1	Seg.2	Seg.3	Seg.4	Lap Time	km/h	Local Time
1		18.403	31.476	26.649	2'00.301	192,5	14:23'04.158
2	37.250	18.329	31.303	26.010	1'52.892	189,8	14:24'57.050
3	36.793	18.400	30.566	25.944	1'51.703	183,7	14:26'48.753
4	36.945	18.510	30.706	25.947	1'52.108	182,7	14:28'40.861
5	36.648	18.170	30.669	25.948	1'51.435	188,2	14:30'32.296
6	36.768	18.204	38.252	27.516	2'00.740	187,5	14:32'33.036
7	36.937	18.791	31.242	26.762	1'53.732	178,2	14:34'26.768
8	36.625	18.835	31.004	26.421	1'52.885	177,6	14:36'19.653
9	36.625	18.797	31.089	27.119	1'53.630	177,3	14:38'13.283
10	37.310	19.075	31.012	26.859	1'54.256	175,9	14:40'07.539
11	36.717	19.050	31.078	26.794	1'53.639	175,0	14:42'01.178
12	36.931	18.820	31.311	26.935	1'53.997	176,2	14:43'55.175

13° 12 A. RUSMIPUTRO (1'52.645)

Lap	Seg.1	Seg.2	Seg.3	Seg.4	Lap Time	km/h	Local Time
1		18.491	31.456	26.475	2'00.506	185,6	14:23'04.363
2	37.074	18.440	31.456	26.493	1'53.463	188,8	14:24'57.826
3	36.900	18.509	30.925	26.311	1'52.645	184,3	14:26'50.471
4	36.629	18.633	31.050	26.725	1'53.037	184,9	14:28'43.508
5	36.744	18.571	30.825	27.008	1'53.148	181,5	14:30'36.656
6	36.632	18.756	30.934	27.032	1'53.354	178,5	14:32'30.010
7	37.249	19.101	31.364	27.137	1'54.851	176,5	14:34'24.861
8	36.752	19.303	31.398	27.164	1'54.617	173,6	14:36'19.478
9	37.032	18.779	31.177	26.566	1'53.554	180,6	14:38'13.032
10	36.914	19.346	31.087	26.964	1'54.311	173,1	14:40'07.343

14° 16 M. LUNA BAYEN (1'52.476)

Lap	Seg.1	Seg.2	Seg.3	Seg.4	Lap Time	km/h	Local Time
1		18.522	31.964	26.147	2'01.094	187,2	14:23'04.951
2	37.003	18.314	31.237	26.139	1'52.693	187,2	14:24'57.644
3	36.865	18.398	31.204	26.009	1'52.476	188,2	14:26'50.120
4	36.790			26.566	1'59.037	182,4	14:28'49.157
5	37.087	19.073	31.446	26.741	1'54.347	178,8	14:30'43.504
6	37.161	18.932	31.622	27.407	1'55.122	177,9	14:32'38.626
7	37.436	18.765	31.304	26.576	1'54.081	181,8	14:34'32.707
8	37.062	19.065	31.680	26.666	1'54.473	177,3	14:36'27.180
9	37.845	18.871	31.060	26.687	1'54.463	177,6	14:38'21.643
10	38.691	18.872	31.329	26.784	1'55.676	180,0	14:40'17.319
11	37.483	19.517	31.608	26.616	1'55.224	172,5	14:42'12.543
12	37.194	19.523	31.461	26.336	1'54.514	170,3	14:44'07.057

15° 28 D. KOOPMAN (1'53.996)

Lap	Seg.1	Seg.2	Seg.3	Seg.4	Lap Time	km/h	Local Time
1		18.796	31.720	26.515	2'02.843	181,5	14:23'06.700
2	37.141	18.969	31.756	26.639	1'54.505	184,9	14:25'01.205
3	36.930	18.965	31.163	26.938	1'53.996	177,9	14:26'55.201
4	36.732	19.149	31.352	26.938	1'54.171	174,5	14:28'49.372
5	36.870	19.169	31.465	26.793	1'54.297	174,2	14:30'43.669
6	37.894	18.884	31.193	27.125	1'55.096	180,0	14:32'38.765
7	37.577	18.892	31.232	26.660	1'54.361	179,1	14:34'33.126
8	36.907	19.246	31.346	26.698	1'54.197	172,0	14:36'27.323
9	37.841	18.899	31.003	26.806	1'54.549	175,3	14:38'21.872
10	37.153	19.236	31.138	27.505	1'55.032	172,8	14:40'16.904
11	37.798	19.232	31.011	27.066	1'55.107	176,2	14:42'12.011
12	37.543	19.588	31.335	26.818	1'55.284	170,6	14:44'07.295

16° 64 H. DE CANCELLIS (1'53.769)

Lap	Seg.1	Seg.2	Seg.3	Seg.4	Lap Time	km/h	Local Time
1		18.878	31.445	26.995	2'02.397	184,6	14:23'06.254
2	36.920	19.308	31.210	26.745	1'54.183	174,5	14:25'00.437
3	37.082	19.680	31.479	27.353	1'55.594	169,8	14:26'56.031
4	36.890	19.554	30.987	27.263	1'54.694	170,1	14:28'50.725
5	36.547	19.209	31.117	26.974	1'53.847	178,5	14:30'44.572
6	36.582	19.019	31.143	27.025	1'53.769	178,2	14:32'38.341
7	36.834	19.519	31.098	27.084	1'54.535	169,0	14:34'32.876
8	37.013	19.164	31.672	26.681	1'54.530	173,9	14:36'27.406
9	36.680	19.651	31.092	27.138	1'54.561	168,2	14:38'21.967
10	36.875	19.564	31.171	27.340	1'54.950	170,1	14:40'16.917
11	37.106	20.127	31.116	26.759	1'55.108	165,9	14:42'12.025
12	37.226	19.801	31.360	27.235	1'55.622	167,7	14:44'07.647

17° 18 A. MURLEY (1'53.476)

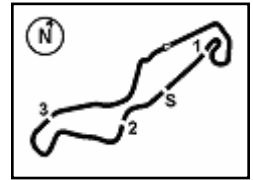
Lap	Seg.1	Seg.2	Seg.3	Seg.4	Lap Time	km/h	Local Time
1		18.874	31.283	27.009	2'02.141	182,4	14:23'05.998
2	37.697	19.171	31.839	26.778	1'55.485	181,2	14:25'01.483
3	36.875	19.016	31.395	26.727	1'54.013	181,2	14:26'55.496
4	37.500	19.379	30.970	27.032	1'54.881	175,0	14:28'50.377
5	36.658	19.052	30.976	26.790	1'53.476	173,6	14:30'43.853
6	37.143	19.290	31.272	27.178	1'54.883	173,6	14:32'38.736
7	37.022	19.290	31.304	27.016	1'54.632	173,9	14:34'33.368
8	37.017	19.190	31.257	26.879	1'54.343	176,8	14:36'27.711
9	37.285	19.330	31.134	26.865	1'54.614	173,4	14:38'22.325
10	37.015	19.189	31.196	27.541	1'54.941	174,8	14:40'17.266
11	37.199	19.623	31.108	26.704	1'54.634	173,4	14:42'11.900
12	37.585	19.448	31.410	27.442	1'55.885	174,8	14:44'07.785

22/04/2018 P = Pits In/Out - C = Lap Time Cancelled

These data/results cannot be reproduced, stored and/or transmitted in whole or in part by any manner of electronic, mechanical, photocopying, recording, broadcasting or otherwise now known or herein after developed without the previous express consent by the copyright owner, except for reproduction in daily press and regular printed publications on sale to the public within 60 days of the event related to those data/results and always provided that copyright symbol appears together as follows below.

© DORNA WSBK ORGANIZATION Srl 2018





TT Circuit Assen 4.542 m

Dutch Round, 20-21-22 April 2018

World Supersport 300 - Chronological Analysis Race

Start at 14:21'03.857

3 / 5

18° 14 E. DE LA VEGA (1'51.274)							
Lap	Seg.1	Seg.2	Seg.3	Seg.4	Lap Time	km/h	Local Time
1		18.485	31.192	26.136	1'59.360	188,5	14:23'03.217
2	37.189	18.240	30.882	26.211	1'52.522	187,5	14:24'55.739
3	36.923	18.348	31.059	26.209	1'52.539	185,9	14:26'48.278
4	36.509	18.334	30.717	26.547	1'52.107	184,3	14:28'40.385
5	36.766	18.395	30.592	26.094	1'51.847	183,1	14:30'32.232
6	36.575	18.223	31.584	26.207	1'52.589	188,2	14:32'24.821
7	36.825	18.454	30.615	25.766	1'51.660	183,4	14:34'16.481
8	36.259	18.262	30.646	26.107	1'51.274	184,0	14:36'07.755
9	36.808	18.430	30.895	26.740	1'52.873	185,9	14:38'00.628
10	36.845	18.358	30.889	55.441	2'21.533	183,7	14:40'22.161
11	38.107	19.074	31.239	26.690	1'55.110	173,9	14:42'17.271
12	36.922	18.920	30.998	26.549	1'53.389	176,5	14:44'10.660

19° 96 I. PRATNA (1'54.016)							
Lap	Seg.1	Seg.2	Seg.3	Seg.4	Lap Time	km/h	Local Time
1		18.604	31.374	27.320	2'02.826	183,1	14:23'06.683
2	37.555	18.627	31.168	26.666	1'54.016	182,7	14:25'00.699
3	37.288	19.465	32.441	26.959	1'56.153	175,9	14:26'56.852
4	37.025	18.762	31.494	27.145	1'54.426	177,6	14:28'51.278
5	37.302	18.817	31.426	27.318	1'54.863	177,0	14:30'46.141
6	37.386	19.286	31.484	27.448	1'55.604	171,7	14:32'41.745
7	37.310	19.283	31.611	27.623	1'55.827	170,3	14:34'37.572
8	37.675	19.564	31.911	27.496	1'56.646	168,5	14:36'34.218
9	37.512	19.624	31.636	27.392	1'56.164	168,5	14:38'30.382
10	37.755	19.663	31.684	27.416	1'56.518	167,4	14:40'26.900
11	37.759	19.563	31.640	27.368	1'56.330	168,2	14:42'23.230
12	37.687	19.566	32.177	27.549	1'56.979	168,8	14:44'20.209

20° 84 J. OVERBEEKE (1'54.928)							
Lap	Seg.1	Seg.2	Seg.3	Seg.4	Lap Time	km/h	Local Time
1		19.158	31.586	26.898	2'03.352	178,2	14:23'07.209
2	37.476	19.022	31.522	27.026	1'55.046	177,6	14:25'02.255
3	37.087	19.217	31.434	27.286	1'55.024	172,2	14:26'57.279
4	37.159	19.249	31.183	27.337	1'54.928	171,2	14:28'52.207
5	37.581	19.690	31.721	27.769	1'56.761	168,2	14:30'48.968
6	37.692	19.701	31.611	27.589	1'56.593	166,7	14:32'45.561
7	38.154	19.682	31.347	27.355	1'56.538	168,2	14:34'42.099
8	37.891	19.704	31.881	27.920	1'57.396	172,2	14:36'39.495
9	37.995	19.651	31.836	27.774	1'57.256	166,2	14:38'36.751
10	38.081	19.616	31.636	27.866	1'57.199	172,5	14:40'33.950
11	38.234	19.737	32.025	27.450	1'57.446	165,9	14:42'31.396
12	38.010	19.623	32.164	27.732	1'57.529	169,3	14:44'28.925

21° 13 D. IOZZO (1'54.469)							
Lap	Seg.1	Seg.2	Seg.3	Seg.4	Lap Time	km/h	Local Time
1		18.836	31.792	26.987	2'03.225	181,2	14:23'07.082
2	37.408	18.547	31.887	26.770	1'54.612	183,4	14:25'01.694
3	37.168	18.961	31.315	27.025	1'54.469	176,8	14:26'56.163
4	37.308	19.295	31.675	26.949	1'55.227	176,5	14:28'51.390
5	37.710	18.935	32.057	28.118	1'56.820	176,2	14:30'48.210
6	37.924	19.431	31.982	27.669	1'57.006	172,2	14:32'45.216
7	38.131	19.430	31.678	27.580	1'56.819	170,9	14:34'42.035
8	37.790	19.646	32.556	27.494	1'57.486	169,3	14:36'39.521
9	38.082	19.555	31.981	27.554	1'57.172	171,2	14:38'36.693
10	37.972	19.899	32.087	27.449	1'57.407	168,8	14:40'34.100
11	38.103	19.564	31.999	27.550	1'57.216	169,5	14:42'31.316
12	38.186	19.427	32.189	27.868	1'57.670	171,2	14:44'28.986

22° 4 M. MERCKELBAGH (1'55.871)							
Lap	Seg.1	Seg.2	Seg.3	Seg.4	Lap Time	km/h	Local Time
1		19.189	32.001	27.290	2'04.925	177,3	14:23'08.782
2	38.179	19.280	32.161	27.846	1'57.466	173,1	14:25'06.248

3	37.275	19.531	32.082	27.232	1'56.120	168,8	14:27'02.368
4	37.523	19.372	31.943	27.286	1'56.124	170,9	14:28'58.492
5	37.430	19.319	32.342	27.506	1'56.597	171,2	14:30'55.089
6	37.729	19.435	31.929	27.701	1'56.794	169,3	14:32'51.883
7	37.832	19.376	32.365	27.151	1'56.724	178,8	14:34'48.607
8	37.873	19.342	31.660	27.583	1'56.458	171,7	14:36'45.065
9	37.879	19.665	31.783	27.025	1'56.352	170,9	14:38'41.417
10	37.621	19.475	31.838	26.937	1'55.871	172,2	14:40'37.288
11	37.889	19.951	31.790	27.312	1'56.942	166,4	14:42'34.230
12	38.038	19.255	31.995	27.135	1'56.423	172,5	14:44'30.653

23° 79 T. ALONSO (1'55.938)							
Lap	Seg.1	Seg.2	Seg.3	Seg.4	Lap Time	km/h	Local Time
1		19.339	32.495	27.554	2'06.058	179,1	14:23'09.915
2	38.269	18.881	31.677	27.668	1'56.495	180,0	14:25'06.410
3	37.786	19.348	31.744	28.069	1'56.947	176,5	14:27'03.357
4	38.024	19.156	31.845	27.381	1'56.406	177,6	14:28'59.763
5	37.653	19.071	31.555	27.912	1'56.191	177,3	14:30'55.954
6	37.592	18.916	32.204	27.423	1'56.135	177,3	14:32'52.089
7	37.858	19.332	32.541	26.986	1'56.717	180,0	14:34'48.806
8	37.900	19.482	31.601	27.646	1'56.629	175,3	14:36'45.435
9	37.690	19.339	31.533	27.376	1'55.938	171,4	14:38'41.373
10	37.493	19.610	31.722	27.523	1'56.348	170,1	14:40'37.721
11	38.019	19.453	31.650	27.463	1'56.585	170,1	14:42'34.306
12	37.754	19.404	31.897	27.675	1'56.730	171,2	14:44'31.036

24° 44 S. LOCHOFF (1'55.371)							
Lap	Seg.1	Seg.2	Seg.3	Seg.4	Lap Time	km/h	Local Time
1		19.274	32.392	27.456	2'06.085	180,0	14:23'09.942
2	38.121	19.180	31.776	27.792	1'56.869	175,9	14:25'06.811
3	38.076	19.297	31.378	27.852	1'56.603	173,6	14:27'03.414
4	37.557	19.513	31.420	27.539	1'56.029	171,2	14:28'59.443
5	37.461	19.143	31.849	28.501	1'56.954	175,6	14:30'56.397
6	37.525	19.104	31.452	27.290	1'55.371	176,8	14:32'51.768
7	37.820	19.591	32.056	27.274	1'56.741	178,2	14:34'48.509
8	37.652	19.370	31.838	27.839	1'56.699	174,5	14:36'45.208
9	37.625	19.876	31.747	27.460	1'56.708	167,2	14:38'41.916
10	37.593	19.324	31.618	27.483	1'56.018	173,4	14:40'37.934
11	37.649	19.709	31.737	27.488	1'56.583	170,9	14:42'34.517
12	38.111	19.120	31.886	27.776	1'56.893	177,6	14:44'31.410

25° 58 T. FINOCCHIARO (1'56.108)							
Lap	Seg.1	Seg.2	Seg.3	Seg.4	Lap Time	km/h	Local Time
1		19.345	32.214	27.692	2'05.734	179,1	14:23'09.591
2	37.882	18.964	32.186	27.470	1'56.502	180,9	14:25'06.093
3	37.897	19.267	31.906	27.498	1'56.568	172,2	14:27'02.661
4	37.648	19.123	32.103	27.404	1'56.278	174,2	14:28'58.939
5	37.516	19.073	32.278	28.373	1'57.240	176,8	14:30'56.179
6	38.166	18.940	31.620	27.382	1'56.108	177,9	14:32'52.287
7	38.035	19.121	32.282	27.453	1'56.891	176,5	14:34'49.178
8	38.022	19.242	32.129	27.419	1'56.812	180,0	14:36'45.990
9	38.095	19.244	32.123	27.373	1'56.835	180,3	14:38'42.825
10	37.909	19.704	32.385	27.631	1'57.629	171,4	14:40'40.454
11	38.019	19.560	32.090	27.613	1'57.282	171,7	14:42'37.736
12	37.954	19.622	32.172	27.845	1'57.593	174,5	14:44'35.329

26° 78 J. FORAY (1'56.221)							
Lap	Seg.1	Seg.2	Seg.3	Seg.4	Lap Time	km/h	Local Time
1		18.926	32.262	27.432	2'04.574	185,2	14:23'08.431
2	38.025	19.041	31.888	27.936	1'56.890	181,8	14:25'05.321
3	37.864	19.473	32.100	27.283	1'56.720	175,9	14:27'02.041
4	37.672	19.312	32.053	27.276	1'56.313	175,9	14:28'58.354
5	37.787	19.212	32.381	27.250	1'56.630	178,5	14:30'54.984
6	38.147	19.170	32.086	27.175	1'56.578	177,6	14:32'51.562

22/04/2018 P = Pits In/Out - C = Lap Time Cancelled

These data/results cannot be reproduced, stored and/or transmitted in whole or in part by any manner of electronic, mechanical, photocopying, recording, broadcasting or otherwise now known or herein after developed without the previous express consent by the copyright owner, except for reproduction in daily press and regular printed publications on sale to the public within 60 days of the event related to those data/results and always provided that copyright symbol appears together as follows below.

© DORNA WSBK ORGANIZATION Srl 2018



Official Fuel Supplier

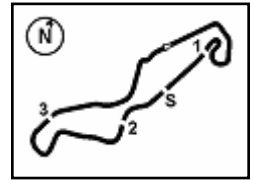


FKR PERGOIA TIMING

Official Tyre Supplier



Official Timekeeper



TT Circuit Assen 4.542 m

Dutch Round, 20-21-22 April 2018

World Supersport 300 - Chronological Analysis Race

Start at 14:21'03.857

4 / 5

7	37.967	19.388	32.228	27.153	1'56.736	175,3	14:34'48.298
8	37.903	19.342	32.695	27.430	1'57.370	175,6	14:36'45.668
9	37.829	19.583	31.992	27.278	1'56.682	177,9	14:38'42.350
10	37.865	19.031	35.703	27.523	2'00.122	178,2	14:40'42.472
11	37.648	19.143	32.158	27.272	1'56.221	178,2	14:42'38.693
12	37.892	19.165	32.139	27.675	1'56.871	180,6	14:44'35.564

RET								8 M. PEREZ (1'51.127)								
Lap	Seg.1	Seg.2	Seg.3	Seg.4	Lap Time	km/h	Local Time	Lap	Seg.1	Seg.2	Seg.3	Seg.4	Lap Time	km/h	Local Time	
1								1		19.186	30.619	26.826	1'58.183	179,1	14:23'02.040	
2		36.889	18.611	31.064	26.202	1'52.766	183,7	2		18.980	30.736	26.053	1'52.242	177,0	14:26'47.048	
3		36.473	18.980	30.702	26.285	1'51.616	180,6	3		18.806	30.690	26.334	1'52.300	179,4	14:30'30.964	
4		36.049	18.580	30.702	26.285	1'51.616	180,6	4		18.806	30.690	26.334	1'52.300	179,4	14:30'30.964	
5		36.470	18.806	30.690	26.334	1'52.300	179,4	5		19.086	30.808	25.842	1'52.128	181,5	14:32'23.092	
6		36.392	19.086	30.808	25.842	1'52.128	181,5	6		18.579	31.115	26.120	1'52.073	179,4	14:34'15.165	
7		36.259	18.579	31.115	26.120	1'52.073	179,4	7		36.156	18.738	30.747	26.757	1'52.398	181,8	14:36'07.563
8		36.156	18.738	30.747	26.757	1'52.398	181,8	8		36.702	18.452	30.719	26.242	1'52.115	186,2	14:37'59.678
9		36.702	18.452	30.719	26.242	1'52.115	186,2	9		36.887	18.380	30.663	26.432	1'52.362	185,9	14:39'52.040
10		36.887	18.380	30.663	26.432	1'52.362	185,9	10		36.321	18.402	30.550	25.854	1'51.127	185,6	14:41'43.167
11		36.321	18.402	30.550	25.854	1'51.127	185,6	11								

27°								7 N. SETTIMO (1'55.851)								
Lap	Seg.1	Seg.2	Seg.3	Seg.4	Lap Time	km/h	Local Time	Lap	Seg.1	Seg.2	Seg.3	Seg.4	Lap Time	km/h	Local Time	
1		19.020	32.256	28.182	2'05.628	181,2	14:23'09.485	1								
2		37.721	19.094	32.422	27.829	1'57.066	179,4	2								
3		37.857	19.334	32.193	27.760	1'57.144	179,7	3								
4		37.888	19.140	31.856	27.344	1'56.228	179,7	4								
5		37.689	19.063	31.724	28.209	1'56.685	179,7	5								
6		37.975	19.052	31.620	27.204	1'55.851	178,8	6								
7		38.070	19.127	32.362	27.216	1'56.775	180,0	7								
8		37.691	19.466	31.993	27.442	1'56.592	178,8	8								
9		38.029	19.330	32.189	27.200	1'56.748	179,1	9								
10		38.122	19.589	32.436	28.148	1'58.295	172,8	10								
11		37.804	19.613	31.934	27.573	1'56.924	174,5	11								
12		38.093	19.295	32.178	28.325	1'57.891	179,1	12								

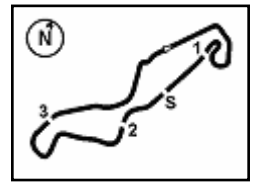
RET								71 T. EDWARDS (1'51.558)							
Lap	Seg.1	Seg.2	Seg.3	Seg.4	Lap Time	km/h	Local Time	Lap	Seg.1	Seg.2	Seg.3	Seg.4	Lap Time	km/h	Local Time
1								1		18.183	31.429	26.184	1'58.697	186,5	14:23'02.554
2		37.025	18.287	31.042	26.212	1'52.566	184,6	2		18.287	31.042	26.212	1'52.566	184,6	14:24'55.120
3		36.453	18.484	30.625	26.275	1'51.837	179,4	3		18.484	30.625	26.275	1'51.837	179,4	14:26'46.957
4		36.519	18.396	30.851	26.719	1'52.485	186,2	4		18.396	30.851	26.719	1'52.485	186,2	14:28'39.442
5		36.542	18.718	30.657	26.407	1'52.324	183,7	5		18.718	30.657	26.407	1'52.324	183,7	14:30'31.766
6		36.600	18.277	31.127	26.184	1'52.188	187,2	6		18.277	31.127	26.184	1'52.188	187,2	14:32'23.954
7		36.318	18.159	30.990	26.190	1'51.657	184,0	7		18.159	30.990	26.190	1'51.657	184,0	14:34'15.611
8		36.489	18.553	30.639	26.631	1'52.312	184,0	8		18.553	30.639	26.631	1'52.312	184,0	14:36'07.923
9		36.698	18.298	31.078	26.205	1'52.279	187,8	9		18.298	31.078	26.205	1'52.279	187,8	14:38'00.202
10		36.666	18.425	30.396	26.189	1'51.676	183,4	10		18.425	30.396	26.189	1'51.676	183,4	14:39'51.878
11		36.259	18.375	30.689	26.235	1'51.558	181,5	11		18.375	30.689	26.235	1'51.558	181,5	14:41'43.436

28°								54 F. FULIGNI (1'52.523)								
Lap	Seg.1	Seg.2	Seg.3	Seg.4	Lap Time	km/h	Local Time	Lap	Seg.1	Seg.2	Seg.3	Seg.4	Lap Time	km/h	Local Time	
1			18.631	31.428	26.414	2'00.700	186,2	14:23'04.557	1							
2		37.263	18.539	31.345	26.277	1'53.424	181,8	14:24'57.981	2							
3		36.980	18.476	30.862	26.404	1'52.722	181,5	14:26'50.703	3							
4		36.758	18.601	31.131	26.526	1'53.016	185,6	14:28'43.719	4							
5		36.674	18.540	30.931	26.378	1'52.523	183,4	14:30'36.242	5							
6		36.905	18.987	30.886	27.094	1'53.872	174,2	14:32'30.114	6							
7		1'22.641	20.393	33.273	27.810	2'44.117	168,2	14:35'14.231	7							
8		38.523	19.910	32.524	27.510	1'58.467	169,5	14:37'12.698	8							
9		38.029	19.530	32.119	27.542	1'57.220	170,1	14:39'09.918	9							
10		38.159	19.531	32.137	27.366	1'57.193	168,8	14:41'07.111	10							
11		37.875	19.525	32.037	27.514	1'56.951	169,0	14:43'04.062	11							
12		38.630	19.653	32.739	27.932	1'58.954	169,3	14:45'03.016	12							

RET								6 R. SCHOTMAN (1'50.504)								
Lap	Seg.1	Seg.2	Seg.3	Seg.4	Lap Time	km/h	Local Time	Lap	Seg.1	Seg.2	Seg.3	Seg.4	Lap Time	km/h	Local Time	
1								1		18.718	31.251	26.345	1'59.176	181,8	14:23'03.033	
2		37.825	18.361	31.130	26.525	1'53.841	187,8	14:24'56.874	2		18.361	31.130	26.525	1'53.841	187,8	14:24'56.874
3		36.987	18.584	31.050	26.040	1'52.661	184,6	14:26'49.535	3		18.584	31.050	26.040	1'52.661	184,6	14:26'49.535
4		37.074	19.320	30.939	26.116	1'53.449	180,6	14:28'42.984	4		19.320	30.939	26.116	1'53.449	180,6	14:28'42.984
5		35.952	18.317	30.364	25.871	1'50.504	184,6	14:30'33.488	5		18.317	30.364	25.871	1'50.504	184,6	14:30'33.488
6		36.462	18.215	31.179	26.240	1'52.096	188,8	14:32'25.584	6		18.215	31.179	26.240	1'52.096	188,8	14:32'25.584
7		36.509	18.263	30.623	26.031	1'51.426	188,8	14:34'17.010	7		18.263	30.623	26.031	1'51.426	188,8	14:34'17.010
8		36.313	18.483	30.519	25.956	1'51.271	184,9	14:36'08.281	8		18.483	30.519	25.956	1'51.271	184,9	14:36'08.281

29°								88 B. DAMEN (1'59.312)								
Lap	Seg.1	Seg.2	Seg.3	Seg.4	Lap Time	km/h	Local Time	Lap	Seg.1	Seg.2	Seg.3	Seg.4	Lap Time	km/h	Local Time	
1		19.006	32.970	27.950	2'07.327	183,4	14:23'11.184	1								
2		39.139	19.479	33.384	28.799	2'00.801	177,3	14:25'11.985	2							
3		39.504	19.699	33.409	28.688	2'01.300	171,2	14:27'13.285	3							
4		40.207	19.994	33.104	28.453	2'01.758	169,3	14:29'15.043	4							
5		39.695	19.796	33.800	28.202	2'01.493	171,2	14:31'16.536	5							
6		39.358	19.760	33.271	28.354	2'00.743	172,8	14:33'17.279	6							
7		39.098	19.654	32.883	27.717	1'59.352	172,0	14:35'16.631	7							
8		39.006	19.675	32.839	28.088	1'59.608	172,8	14:37'16.239	8							
9		39.193	19.771	33.191	28.242	2'00.397	172,8	14:39'16.636	9							
10		38.808	19.807	32.809	27.888	1'59.312	169,3	14:41'15.948	10							
11		39.282	19.824	32.603	27.699	1'59.408	169,3	14:43'15.356	11							
12		39.608	19.962	33.279	28.040	2'00.889	167,2	14:45'16.245	12							

RET								21 B. SANCHEZ (1'51.649)							
Lap	Seg.1	Seg.2	Seg.3	Seg.4	Lap Time	km/h	Local Time	Lap	Seg.1	Seg.2	Seg.3	Seg.4	Lap Time	km/h	Local Time



TT Circuit Assen 4.542 m

5 / 5

Dutch Round, 20-21-22 April 2018

World Supersport 300 - Chronological Analysis Race

Start at 14:21'03.857

3	36.843	19.023	31.996	27.159	1'55.021	173,4	14:26'56.991
4	37.029	18.840	31.336	26.735	1'53.940	177,6	14:28'50.931
5	36.559	18.825	31.362	27.201	1'53.947	178,5	14:30'44.878

RET 5 R. VOS (1'54.645)							
Lap	Seg.1	Seg.2	Seg.3	Seg.4	Lap Time	km/h	Local Time
1		18.755	31.496	26.900	2'01.950	184,6	14:23'05.807
2	37.553	18.845	31.412	26.835	1'54.645	178,8	14:25'00.452
3	37.146	19.632	31.829	27.140	1'55.747	170,3	14:26'56.199
4	37.501	19.076	30.987	27.155	1'54.719	175,9	14:28'50.918

RET 55 G. HENDRA PRATAMA (1'52.494)							
Lap	Seg.1	Seg.2	Seg.3	Seg.4	Lap Time	km/h	Local Time
1		18.947	31.276	26.362	1'59.283	181,5	14:23'03.140
2	37.328	18.258	30.864	26.331	1'52.781	187,8	14:24'55.921
3	37.126	18.653	30.596	26.119	1'52.494	180,0	14:26'48.415

RET 19 L. BERNARDI (1'53.461)							
Lap	Seg.1	Seg.2	Seg.3	Seg.4	Lap Time	km/h	Local Time
1		18.873	31.691	26.979	2'04.614	182,7	14:23'08.471
2	36.911	18.978	30.891	26.681	1'53.461	179,1	14:25'01.932
3	36.473	19.080	31.275	26.851	1'53.679	183,7	14:26'55.611

22/04/2018 P = Pits In/Out - C = Lap Time Cancelled

These data/results cannot be reproduced, stored and/or transmitted in whole or in part by any manner of electronic, mechanical, photocopying, recording, broadcasting or otherwise now known or herein after developed without the previous express consent by the copyright owner, except for reproduction in daily press and regular printed publications on sale to the public within 60 days of the event related to those data/results and always provided that copyright symbol appears together as follows below.

© DORNA WSBK ORGANIZATION Srl 2018

