

Dutch Round, 20-21-22 April 2018

World Supersport 300 - Biographical Entry List

TT Circuit Assen 4.542 m

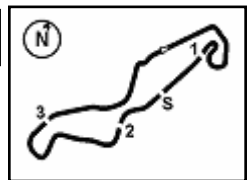
No.	Rider (Abbreviation)	Nat	Bike Team	Wins 2018	Podiums 2018	Pole 2018	Races 2018	Tyres
Age	Date of Birth	Place of Birth						
1	2 CARRASCO Ana (Car) 21 10/03/1997 Murcia	ESP	Kawasaki Ninja 400 DS Junior Team	1	1		9	Pirelli
2*	4 MERCKELBAGH Milan (Mer) 17 18/12/2000 Heerlen	NED	Yamaha YZF-R3 Benro Racing					Pirelli
3	5 VOS Ryan (Vos) 18 02/03/2000 Oss	NED	KTM RC 390 R KTM Fortron Racing Team					Pirelli
4	6 SCHOTMAN Robert (Sch) 19 03/12/1998 Dordrecht	NED	Kawasaki Ninja 400 Motoport Kawasaki		2		9	Pirelli
5	7 SETTIMO Nicola (Set) 17 01/11/2000 Camposampietro	ITA	Honda CBR500R Scuderia Maranga Racing				8	Pirelli
6	8 PEREZ Mika (Per) 18 05/10/1999 Altea	ESP	Kawasaki Ninja 400 Kawasaki ParkinGO Team	2	3	3 1	9	Pirelli
7	12 RUSMIPUTRO Ali Adriansyah (Rus) 24 29/09/1993 Jakarta	INA	Yamaha YZF-R3 Pertamina Almeria BCD by MS Racing				9	Pirelli
8	13 IOZZO Dino (Ioz) 17 16/04/2001 Johannesburg	RSA	Honda CBR500R Racedays					Pirelli
9	14 DE LA VEGA Enzo (DeL) 18 27/08/1999 Cagnes Sur-Mer	FRA	Kawasaki Ninja 400 GP Project Team				9	Pirelli
10	15 VAN STRAALEN Glenn (vSt) 17 30/09/2000 Hoogkarspel	NED	KTM RC 390 R KTM Fortron Racing Team		1		1	Pirelli
11*	16 LUNA BAYEN Marc (Lun) 18 12/12/1999 Barcelona	ESP	Kawasaki Ninja 400 C.M. Racing					Pirelli
12	17 MEUFFELS Koen (Meu) 23 17/09/1994 Someren	NED	KTM RC 390 R KTM Fortron Junior Team					Pirelli
13	18 MURLEY Alex (Mur) 18 20/06/1999 Solihull	GBR	Yamaha YZF-R3 Team Toth - Yart				9	Pirelli
14	19 BERNARDI Luca (Ber) 16 29/08/2001 San Marino	ITA	Yamaha YZF-R3 Team Trasimeno				2	Pirelli
15	20 LOUREIRO Dorren (Lou) 18 21/06/1999 Johannesburg	RSA	Kawasaki Ninja 400 DS Junior Team				9	Pirelli
16	21 SANCHEZ Borja (San) 18 21/01/2000 La Coruña	ESP	Kawasaki Ninja 400 ETG Racing			1	9	Pirelli
17	22 KALININ Mykyta (KaM) 19 22/02/1999 Odessa	UKR	Kawasaki Ninja 400 GP Project Team		1		9	Pirelli
18	27 ROVELLI Filippo (Rov) 17 02/02/2001 Gallarate (VA)	ITA	Kawasaki Ninja 400 Kawasaki ParkinGO Team				9	Pirelli
19	28 KOOPMAN Dennis (Koo) 21 16/04/1997 Zwolle	NED	Yamaha YZF-R3 GRT Yamaha WorldSSP300 Team					Pirelli
20**	30 BLIN Daniel (Bli) 16 11/10/2001 Torun	POL	Yamaha YZF-R3 Polish Talent Team				1	Pirelli
21	33 VALLE Daniel (Val) 18 29/09/1999 Madrid	ESP	Yamaha YZF-R3 BCD Yamaha MS Racing		1		9	Pirelli
22	41 JÄHNIG Jan Ole (Jäh) 17 09/03/2001 Altenburg	GER	KTM RC 390 R Freudenberg KTM Junior Team					Pirelli
23	43 GRUNWALD Luca (Gru) 23 10/11/1994 Muhldorf Am Inn	GER	KTM RC 390 R Freudenberg KTM WorldSSP Team					Pirelli
24	44 LOCHOFF Samuel Aaron (Loc) 15 07/05/2002 Cape Town	RSA	Yamaha YZF-R3 Samurai-YART Racing				1	Pirelli
25	54 FULIGNI Filippo (Ful) 19 11/01/1999 Bologna	ITA	Yamaha YZF-R3 GRT Yamaha WorldSSP300 Team					Pirelli
26	55 HENDRA PRATAMA Galang (Hen) 19 10/03/1999 Yogyakarta	INA	Yamaha YZF-R3 BIBLION YAMAHA MOTOXRACING	1	1		2	Pirelli
27	58 FINOCCHIARO Trystan (Fin) 19 27/10/1998 Leicester	GBR	Honda CBR500R Scuderia Maranga Racing				4	Pirelli
28	64 DE CANCELLIS Hugo (DeC) 16 05/09/2001 Avignon	FRA	Yamaha YZF-R3 Team Toth - Yart					Pirelli
29	69 HERRERA Maria (Her) 21 26/08/1996 Toledo	ESP	Yamaha YZF-R3 BCD Yamaha MS Racing					Pirelli
30	71 EDWARDS Tom (Edw) 16 09/07/2001 Wellington	AUS	Kawasaki Ninja 400 Nutec - Benjan - Kawasaki				1	Pirelli
31	78 FORAY Joseph (For) 19 26/06/1998 Le Chesnay	FRA	Kawasaki Ninja 400 ETG Racing					Pirelli
32	79 ALONSO Tomas (Alo) 15 07/09/2002 Loures	POR	Yamaha YZF-R3 Samurai-YART Racing					Pirelli
33	81 GONZALEZ Manuel (Gon) 15 04/08/2002 Madrid	ESP	Yamaha YZF-R3 Pertamina Almeria BCD Junior Team by MS				1	Pirelli
34	84 OVERBEEKE Joep (Ove) 19 01/03/1999 Ooltgensplaat	NED	Yamaha YZF-R3 Team Trasimeno					Pirelli
35*	88 DAMEN Bibi (Dam) 16 03/06/2001 Tilburg	NED	KTM RC 390 R Bibi's Racing Team					Pirelli
36	93 KHAN Walid (Kha) 18 13/12/1999 Assen	NED	Kawasaki Ninja 400 Nutec - Benjan - Kawasaki					Pirelli
37	95 DEROUE Scott (Der) 22 23/12/1995 Nijkerkerveen	NED	Kawasaki Ninja 400 Motoport Kawasaki	2	4	1	9	Pirelli
38	96 PRATNA Imanuel Putra (Pra) 21 05/09/1996 Jakarta	INA	Yamaha YZF-R3 TERRA E MOTO					Pirelli
39	97 KAPPLER Maximilian (Kap) 20 01/10/1997 Lichtenstein	GER	KTM RC 390 R Freudenberg KTM WorldSSP Team				1	Pirelli
40	99 GRASSIA Paolo (Gra) 18 10/11/1999 S. Maria Capua Vetere	ITA	Yamaha YZF-R3 BIBLION YAMAHA MOTOXRACING				6	Pirelli

20/04/2018 * = Wild Card ** = One Event

These data/results cannot be reproduced, stored and/or transmitted in whole or in part by any manner of electronic, mechanical, photocopying, recording, broadcasting or otherwise now known or herein after developed without the previous express consent by the copyright owner, except for reproduction in daily press and regular printed publications on sale to the public within 60 days of the event related to those data/results and always provided that copyright symbol appears together as follows below.

© DORNA WSBK ORGANIZATION Srl 2018





Dutch Round, 20-21-22 April 2018

World Supersport 300 - Results Free Practice 1st Session

No.	Rider	Nat	Team	Bike	Time	Gap	Rel.	Laps	Speed	
									Avg	Max
1	17 K. MEUFFELS	NED	KTM Fortron Junior Team	KTM RC 390 R	1'51.072			15	147,213	185,9
2	6 R. SCHOTMAN	NED	Motoport Kawasaki	Kawasaki Ninja 400	1'51.427	0.355	0.355	13	146,744	183,1
3	15 G. VAN STRAALEN	NED	KTM Fortron Racing Team	KTM RC 390 R	1'51.647	0.575	0.220	14	146,454	182,1
4	8 M. PEREZ	ESP	Kawasaki ParkinGO Team	Kawasaki Ninja 400	1'51.768	0.696	0.121	13	146,296	185,2
5	22 M. KALININ	UKR	GP Project Team	Kawasaki Ninja 400	1'51.988	0.916	0.220	15	146,009	186,5
6	2 A. CARRASCO	ESP	DS Junior Team	Kawasaki Ninja 400	1'52.187	1.115	0.199	12	145,750	188,2
7	14 E. DE LA VEGA	FRA	GP Project Team	Kawasaki Ninja 400	1'52.285	1.213	0.098	14	145,622	181,8
8	95 S. DEROUÉ	NED	Motoport Kawasaki	Kawasaki Ninja 400	1'52.355	1.283	0.070	13	145,532	181,5
9	69 M. HERRERA	ESP	BCD Yamaha MS Racing	Yamaha YZF-R3	1'52.521	1.449	0.166	15	145,317	180,3
10	93 W. KHAN	NED	Nutec - Benjan - Kawasaki	Kawasaki Ninja 400	1'52.735	1.663	0.214	14	145,041	179,1
11	33 D. VALLE	ESP	BCD Yamaha MS Racing	Yamaha YZF-R3	1'52.837	1.765	0.102	12	144,910	185,2
12	20 D. LOUREIRO	RSA	DS Junior Team	Kawasaki Ninja 400	1'52.992	1.920	0.155	14	144,711	186,9
13	55 G. HENDRA PRATAMA	INA	BIBLION YAMAHA MOTOXRACING	Yamaha YZF-R3	1'53.299	2.227	0.307	14	144,319	180,0
14	97 M. KAPPLER	GER	Freudenberg KTM WorldSSP Team	KTM RC 390 R	1'53.372	2.300	0.073	15	144,226	182,4
15	41 J. JÄHNIG	GER	Freudenberg KTM Junior Team	KTM RC 390 R	1'53.552	2.480	0.180	14	143,997	184,3
16	81 M. GONZALEZ	ESP	Pertamina Almeria BCD Junior Team by MS	Yamaha YZF-R3	1'53.605	2.533	0.053	11	143,930	182,7
17	99 P. GRASSIA	ITA	BIBLION YAMAHA MOTOXRACING	Yamaha YZF-R3	1'53.626	2.554	0.021	12	143,904	176,8
18	27 F. ROVELLI	ITA	Kawasaki ParkinGO Team	Kawasaki Ninja 400	1'53.763	2.691	0.137	13	143,730	179,1
19	43 L. GRUNWALD	GER	Freudenberg KTM WorldSSP Team	KTM RC 390 R	1'53.767	2.695	0.004	10	143,725	179,4
20	5 R. VOS	NED	KTM Fortron Racing Team	KTM RC 390 R	1'54.003	2.931	0.236	14	143,428	184,9
21	16 M. LUNA BAYEN	ESP	C.M. Racing	Kawasaki Ninja 400	1'54.410	3.338	0.407	15	142,918	182,1
22	28 D. KOOPMAN	NED	GRT Yamaha WorldSSP300 Team	Yamaha YZF-R3	1'54.532	3.460	0.122	15	142,765	175,6
23	54 F. FULIGNI	ITA	GRT Yamaha WorldSSP300 Team	Yamaha YZF-R3	1'54.657	3.585	0.125	14	142,610	175,6
24	18 A. MURLEY	GBR	Team Toth - Yart	Yamaha YZF-R3	1'54.770	3.698	0.113	13	142,469	175,3
25	12 A. RUSMIPUTRO	INA	Pertamina Almeria BCD by MS Racing	Yamaha YZF-R3	1'54.860	3.788	0.090	11	142,358	180,9
26	64 H. DE CANCELLIS	FRA	Team Toth - Yart	Yamaha YZF-R3	1'55.202	4.130	0.342	13	141,935	176,5
27	30 D. BLIN	POL	Polish Talent Team	Yamaha YZF-R3	1'55.821	4.749	0.619	14	141,176	175,9
28	71 T. EDWARDS	AUS	Nutec - Benjan - Kawasaki	Kawasaki Ninja 400	1'55.999	4.927	0.178	4	140,960	175,9
29	19 L. BERNARDI	ITA	Team Trasimeno	Yamaha YZF-R3	1'56.153	5.081	0.154	14	140,773	172,0
30	84 J. OVERBEEKE	NED	Team Trasimeno	Yamaha YZF-R3	1'56.712	5.640	0.559	9	140,099	172,0
31	96 I. PRATNA	INA	TERRA E MOTO	Yamaha YZF-R3	1'56.754	5.682	0.042	14	140,048	178,5
32	21 B. SANCHEZ	ESP	ETG Racing	Kawasaki Ninja 400	1'56.756	5.684	0.002	3	140,046	180,6
33	7 N. SETTIMO	ITA	Scuderia Maranga Racing	Honda CBR500R	1'57.097	6.025	0.341	14	139,638	178,8
34	78 J. FORAY	FRA	ETG Racing	Kawasaki Ninja 400	1'57.178	6.106	0.081	14	139,542	182,1
35	4 M. MERCKELBAGH	NED	Benro Racing	Yamaha YZF-R3	1'57.463	6.391	0.285	13	139,203	172,5
36	79 T. ALONSO	POR	Samurai-YART Racing	Yamaha YZF-R3	1'57.474	6.402	0.011	14	139,190	174,8
37	13 D. IOZZO	RSA	Racedays	Honda CBR500R	1'57.756	6.684	0.282	14	138,857	177,6
38	44 S. LOCHOFF	RSA	Samurai-YART Racing	Yamaha YZF-R3	1'57.989	6.917	0.233	14	138,582	178,8
39	58 T. FINOCCHIARO	GBR	Scuderia Maranga Racing	Honda CBR500R	1'58.291	7.219	0.302	14	138,229	177,3
----- Out 107% in this Session -----										
40	88 B. DAMEN	NED	Bibi's Racing Team	KTM RC 390 R	2'00.013	8.941	1.722	12	136,245	181,5

Qualifying Lap Time (107% of 1'51.072): 1'58.848

AIR	Humidity:	48%	Temp:	24°C
TRACK	Condition:	Dry	Temp:	24°C

Records	Pole (SP2)	2017 B.Sanchez	1'53.814	143,670	Km/h
	Race (RC)	2017 A.Coppola	1'55.070	142,100	Km/h
	Circuit (SP2)	2017 B.Sanchez	1'53.814	143,670	Km/h

Start 11:55 End 12:27 The results are provisional until the end of the time limit for protests and appeals and the completion of the technical checks.

These data/results cannot be reproduced, stored and/or transmitted in whole or in part by any manner of electronic, mechanical, photocopying, recording, broadcasting or otherwise now known or herein after developed without the previous express consent by the copyright owner, except for reproduction in daily press and regular printed publications on sale to the public within 60 days of the event related to those data/results and always provided that copyright symbol appears together as follows below.

© DORNA WSBK ORGANIZATION Srl 2018



Official Fuel Supplier

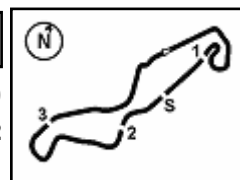


PIRELLI PERUGIA TIMING

Official Tyre Supplier



Official Timekeeper



Dutch Round, 20-21-22 April 2018

World Supersport 300 - Results Free Practice 1st Session

Session Highlights

Local Time	No. Rider	Description
11.55.00		Start
11.57.26	27 F. ROVELLI	Current Lap Cancelled - Exceeded Track Limits - Turn 17
11.57.39	30 D. BLIN	Current Lap Cancelled - Exceeded Track Limits - Turn 17
12.00.22	4 M. MERCKELBAGH	Current Lap Cancelled - Exceeded Track Limits - Turn 17
12.00.45	16 M. LUNA BAYEN	Current Lap Cancelled - Exceeded Track Limits - Turn 17
12.01.04	4 M. MERCKELBAGH	Lap Cancelled (1'59.361) - Exceeded Track Limits - Turn 17
12.01.47	81 M. GONZALEZ	Lap Cancelled (1'55.527) - Exceeded Track Limits - Turn 15
12.02.04	13 D. IOZZO	On the Gravel - Re-Joined - Turn 2
12.02.04	21 B. SANCHEZ	On the Gravel - Re-Joined - Turn 2
12.02.16	21 B. SANCHEZ	Technical Problem - Turn 7
12.02.55	13 D. IOZZO	Current Lap Cancelled - Exceeded Track Limits - Turn 5
12.03.00	78 J. FORAY	Current Lap Cancelled - Exceeded Track Limits - Turn 5
12.03.34	14 E. DE LA VEGA	Current Lap Cancelled - Exceeded Track Limits - Turn 17
12.03.47	14 E. DE LA VEGA	Lap Cancelled (1'59.400) - Exceeded Track Limits - Turn 17
12.04.29	64 H. DE CANCELLIS	Current Lap Cancelled - Exceeded Track Limits - Turn 17
12.04.44	16 M. LUNA BAYEN	Lap Cancelled (1'58.813) - Exceeded Track Limits - Turn 17
12.04.58	64 H. DE CANCELLIS	Lap Cancelled (2'10.013) - Exceeded Track Limits - Turn 17
12.05.26	55 G. HENDRA PRATAMA	On the Gravel - Re-Joined - Turn 1
12.07.23	55 G. HENDRA PRATAMA	On the Gravel - Re-Joined - Turn 12
12.07.49	54 F. FULIGNI	Lap Cancelled (1'55.459) - Exceeded Track Limits - Turn 17
12.07.55	54 F. FULIGNI	Current Lap Cancelled - Exceeded Track Limits - Turn 17
12.08.35	64 H. DE CANCELLIS	Current Lap Cancelled - Exceeded Track Limits - Turn 5
12.10.44	54 F. FULIGNI	Current Lap Cancelled - Exceeded Track Limits - Turn 5
12.10.48	55 G. HENDRA PRATAMA	Current Lap Cancelled - Exceeded Track Limits - Turn 5
12.11.32	84 J. OVERBEEKE	Current Lap Cancelled - Exceeded Track Limits - Turn 17
12.12.35	19 L. BERNARDI	Current Lap Cancelled - Exceeded Track Limits - Turn 5
12.12.51	15 G. VAN STRAALEN	Current Lap Cancelled - Exceeded Track Limits - Turn 17
12.13.09	15 G. VAN STRAALEN	Lap Cancelled (1'53.323) - Exceeded Track Limits - Turn 17
12.13.52	14 E. DE LA VEGA	Current Lap Cancelled - Exceeded Track Limits - Turn 5
12.14.50	43 L. GRUNWALD	Technical Problem - Pit Out
12.17.50	4 M. MERCKELBAGH	Lap Cancelled (2'00.075) - Exceeded Track Limits - Turn 17
12.17.58	17 K. MEUFFELS	Current Lap Cancelled - Exceeded Track Limits - Turn 7
12.18.06	4 M. MERCKELBAGH	Current Lap Cancelled - Exceeded Track Limits - Turn 17
12.18.38	4 M. MERCKELBAGH	Lap Cancelled (2'00.075) - Exceeded Track Limits - Turn 17
12.18.59	2 A. CARRASCO	On the Gravel - Re-Joined - Turn 1
12.20.07	55 G. HENDRA PRATAMA	Current Lap Cancelled - Exceeded Track Limits - Turn 2
12.20.38	95 S. DEROUE	Current Lap Cancelled - Exceeded Track Limits - Turn 2
12.21.25	44 S. LOCHOFF	Current Lap Cancelled - Exceeded Track Limits - Turn 5
12.21.31	27 F. ROVELLI	Current Lap Cancelled - Exceeded Track Limits - Turn 7
12.22.35	96 I. PRATNA	Lap Cancelled (1'57.389) - Exceeded Track Limits - Turn 6
12.23.19	17 K. MEUFFELS	Current Lap Cancelled - Exceeded Track Limits - Turn 17
12.23.43	17 K. MEUFFELS	Lap Cancelled (1'51.327) - Exceeded Track Limits - Turn 17
12.23.57	58 T. FINOCCHIARO	Current Lap Cancelled - Exceeded Track Limits - Turn 2
12.24.27	14 E. DE LA VEGA	Current Lap Cancelled - Exceeded Track Limits - Turn 17
12.24.47	14 E. DE LA VEGA	Lap Cancelled (1'54.037) - Exceeded Track Limits - Turn 17
12.26.03		WorldSBK FP2 Pit Lane Will Open at 12.35
12.27.14		End Of Session

20/04/2018 Start End The results are provisional until the end of the time limit for protests and appeals and the completion of the technical checks.

These data/results cannot be reproduced, stored and/or transmitted in whole or in part by any manner of electronic, mechanical, photocopying, recording, broadcasting or otherwise now known or herein after developed without the previous express consent by the copyright owner, except for reproduction in daily press and regular printed publications on sale to the public within 60 days of the event related to those data/results and always provided that copyright symbol appears together as follows below.

© DORNA WSBK ORGANIZATION Srl 2018



Official Fuel Supplier

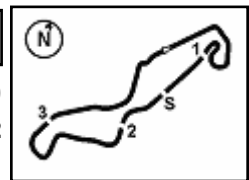


PIRELLI

Official Tyre Supplier



Official Timekeeper



Dutch Round, 20-21-22 April 2018

World Supersport 300 - Results Free Practice 1st Session

Fastest Laps Sequence

No.	Rider	Nat	Team	Bike	Local Time	Time	Gap	Avg
95	S. DEROUE	NED	Motoport Kawasaki	Kawasaki Ninja 400	11:58'53.372	1'54.868		142,348
6	R. SCHOTMAN	NED	Motoport Kawasaki	Kawasaki Ninja 400	11:59'00.717	1'53.987	-0.881	143,448
8	M. PEREZ	ESP	Kawasaki ParkinGO Team	Kawasaki Ninja 400	12:02'57.866	1'53.373	-0.614	144,225
97	M. KAPPLER	GER	Freudenberg KTM WorldSSP Team	KTM RC 390 R	12:02'57.996	1'53.372	-0.001	144,226
17	K. MEUFFELS	NED	KTM Fortron Junior Team	KTM RC 390 R	12:03'07.218	1'52.434	-0.938	145,429
17	K. MEUFFELS	NED	KTM Fortron Junior Team	KTM RC 390 R	12:04'59.367	1'52.149	-0.285	145,799
17	K. MEUFFELS	NED	KTM Fortron Junior Team	KTM RC 390 R	12:06'50.993	1'51.626	-0.523	146,482
17	K. MEUFFELS	NED	KTM Fortron Junior Team	KTM RC 390 R	12:10'36.569	1'51.072	-0.554	147,213

20/04/2018 Start End The results are provisional until the end of the time limit for protests and appeals
 11:55 12:27 and the completion of the technical checks.

These data/results cannot be reproduced, stored and/or transmitted in whole or in part by any manner of electronic, mechanical, photocopying, recording, broadcasting or otherwise now known or herein after developed without the previous express consent by the copyright owner, except for reproduction in daily press and regular printed publications on sale to the public within 60 days of the event related to those data/results and always provided that copyright symbol appears together as follows below.

© DORNA WSBK ORGANIZATION Srl 2018



Dutch Round, 20-21-22 April 2018

World Supersport 300 - Best Sectors & Speed Free Practice 1st Session

TT Circuit Assen 4.542 m

1 / 2

BEST LAP			
1	17 K. MEUFFELS	KTM RC 390 R	1'51.072
2	6 R. SCHOTMAN	Kawasaki Ninja 400	1'51.427
3	15 G. VAN STRAALEN	KTM RC 390 R	1'51.647
4	8 M. PEREZ	Kawasaki Ninja 400	1'51.768
5	22 M. KALININ	Kawasaki Ninja 400	1'51.988
6	2 A. CARRASCO	Kawasaki Ninja 400	1'52.187
7	14 E. DE LA VEGA	Kawasaki Ninja 400	1'52.285
8	95 S. DEROUE	Kawasaki Ninja 400	1'52.355
9	69 M. HERRERA	Yamaha YZF-R3	1'52.521
10	93 W. KHAN	Kawasaki Ninja 400	1'52.735
11	33 D. VALLE	Yamaha YZF-R3	1'52.837
12	20 D. LOUREIRO	Kawasaki Ninja 400	1'52.992
13	55 G. HENDRA PRATAMA	Yamaha YZF-R3	1'53.299
14	97 M. KAPPLER	KTM RC 390 R	1'53.372
15	41 J. JÄHNIG	KTM RC 390 R	1'53.552
16	81 M. GONZALEZ	Yamaha YZF-R3	1'53.605
17	99 P. GRASSIA	Yamaha YZF-R3	1'53.626
18	27 F. ROVELLI	Kawasaki Ninja 400	1'53.763
19	43 L. GRUNWALD	KTM RC 390 R	1'53.767
20	5 R. VOS	KTM RC 390 R	1'54.003
21	16 M. LUNA BAYEN	Kawasaki Ninja 400	1'54.410
22	28 D. KOOPMAN	Yamaha YZF-R3	1'54.532
23	54 F. FULIGNI	Yamaha YZF-R3	1'54.657
24	18 A. MURLEY	Yamaha YZF-R3	1'54.770
25	12 A. RUSMIPUTRO	Yamaha YZF-R3	1'54.860
26	64 H. DE CANCELLIS	Yamaha YZF-R3	1'55.202
27	30 D. BLIN	Yamaha YZF-R3	1'55.821
28	71 T. EDWARDS	Kawasaki Ninja 400	1'55.999
29	19 L. BERNARDI	Yamaha YZF-R3	1'56.153
30	84 J. OVERBEEKE	Yamaha YZF-R3	1'56.712
31	96 I. PRATNA	Yamaha YZF-R3	1'56.754
32	21 B. SANCHEZ	Kawasaki Ninja 400	1'56.756
33	7 N. SETTIMO	Honda CBR500R	1'57.097
34	78 J. FORAY	Kawasaki Ninja 400	1'57.178
35	4 M. MERCKELBAGH	Yamaha YZF-R3	1'57.463
36	79 T. ALONSO	Yamaha YZF-R3	1'57.474
37	13 D. IOZZO	Honda CBR500R	1'57.756
38	44 S. LOCHOFF	Yamaha YZF-R3	1'57.989
39	58 T. FINOCCHIARO	Honda CBR500R	1'58.291
40	88 B. DAMEN	KTM RC 390 R	2'00.013

SPEED			
1	2 A. CARRASCO	Kawasaki Ninja 400	188,2
2	20 D. LOUREIRO	Kawasaki Ninja 400	186,9
3	22 M. KALININ	Kawasaki Ninja 400	186,5
4	17 K. MEUFFELS	KTM RC 390 R	185,9
5	8 M. PEREZ	Kawasaki Ninja 400	185,2
6	33 D. VALLE	Yamaha YZF-R3	185,2
7	5 R. VOS	KTM RC 390 R	184,9
8	41 J. JÄHNIG	KTM RC 390 R	184,3
9	6 R. SCHOTMAN	Kawasaki Ninja 400	183,1
10	81 M. GONZALEZ	Yamaha YZF-R3	182,7
11	97 M. KAPPLER	KTM RC 390 R	182,4
12	78 J. FORAY	Kawasaki Ninja 400	182,1
13	16 M. LUNA BAYEN	Kawasaki Ninja 400	182,1
14	15 G. VAN STRAALEN	KTM RC 390 R	182,1
15	14 E. DE LA VEGA	Kawasaki Ninja 400	181,8
16	88 B. DAMEN	KTM RC 390 R	181,5
17	95 S. DEROUE	Kawasaki Ninja 400	181,5
18	12 A. RUSMIPUTRO	Yamaha YZF-R3	180,9
19	21 B. SANCHEZ	Kawasaki Ninja 400	180,6
20	69 M. HERRERA	Yamaha YZF-R3	180,3
21	55 G. HENDRA PRATAMA	Yamaha YZF-R3	180,0
22	43 L. GRUNWALD	KTM RC 390 R	179,4
23	27 F. ROVELLI	Kawasaki Ninja 400	179,1
24	93 W. KHAN	Kawasaki Ninja 400	179,1
25	7 N. SETTIMO	Honda CBR500R	178,8
26	44 S. LOCHOFF	Yamaha YZF-R3	178,8
27	96 I. PRATNA	Yamaha YZF-R3	178,5
28	13 D. IOZZO	Honda CBR500R	177,6
29	58 T. FINOCCHIARO	Honda CBR500R	177,3
30	99 P. GRASSIA	Yamaha YZF-R3	176,8
31	64 H. DE CANCELLIS	Yamaha YZF-R3	176,5
32	30 D. BLIN	Yamaha YZF-R3	175,9
33	71 T. EDWARDS	Kawasaki Ninja 400	175,9
34	54 F. FULIGNI	Yamaha YZF-R3	175,6
35	28 D. KOOPMAN	Yamaha YZF-R3	175,6
36	18 A. MURLEY	Yamaha YZF-R3	175,3
37	79 T. ALONSO	Yamaha YZF-R3	174,8
38	4 M. MERCKELBAGH	Yamaha YZF-R3	172,5
39	19 L. BERNARDI	Yamaha YZF-R3	172,0
40	84 J. OVERBEEKE	Yamaha YZF-R3	172,0

20/04/2018

These data/results cannot be reproduced, stored and/or transmitted in whole or in part by any manner of electronic, mechanical, photocopying, recording, broadcasting or otherwise now known or herein after developed without the previous express consent by the copyright owner, except for reproduction in daily press and regular printed publications on sale to the public within 60 days of the event related to those data/results and always provided that copyright symbol appears together as follows below.

© DORNA WSBK ORGANIZATION Srl 2018



Official Fuel Supplier



Official Tyre Supplier



Official Timekeeper

Dutch Round, 20-21-22 April 2018

World Supersport 300 - Best Sectors & Speed Free Practice 1st Session

TT Circuit Assen 4.542 m

2 / 2

SEG. 1			SEG. 2			SEG. 3			SEG. 4		
1	6	R. SCHOTMAN 35.996	1	17	K. MEUFFELS 18.265	1	17	K. MEUFFELS 30.649	1	17	K. MEUFFELS 25.639
2	8	M. PEREZ 36.064	2	8	M. PEREZ 18.324	2	6	R. SCHOTMAN 30.667	2	15	G. VAN STRAALEN 25.880
3	22	M. KALININ 36.071	3	22	M. KALININ 18.342	3	15	G. VAN STRAALEN 30.705	3	6	R. SCHOTMAN 25.955
4	17	K. MEUFFELS 36.107	4	15	G. VAN STRAALEN 18.404	4	8	M. PEREZ 30.787	4	14	E. DE LA VEGA 26.059
5	15	G. VAN STRAALEN 36.209	5	6	R. SCHOTMAN 18.445	5	22	M. KALININ 30.934	5	93	W. KHAN 26.104
6	33	D. VALLE 36.241	6	95	S. DEROUE 18.550	6	69	M. HERRERA 30.958	6	22	M. KALININ 26.107
7	2	A. CARRASCO 36.304	7	2	A. CARRASCO 18.582	7	2	A. CARRASCO 30.962	7	8	M. PEREZ 26.159
8	69	M. HERRERA 36.311	8	69	M. HERRERA 18.614	8	95	S. DEROUE 31.027	8	95	S. DEROUE 26.195
9	20	LOUREIRO 36.420	9	33	D. VALLE 18.626	9	14	E. DE LA VEGA 31.035	9	2	A. CARRASCO 26.220
10	95	S. DEROUE 36.481	10	14	E. DE LA VEGA 18.654	10	93	W. KHAN 31.051	10	41	J. JÄHNIG 26.301
11	14	E. DE LA VEGA 36.497	11	20	D. LOUREIRO 18.676	11	99	P. GRASSIA 31.149	11	20	D. LOUREIRO 26.306
12	99	P. GRASSIA 36.555	12	81	M. GONZALEZ 18.678	12	5	R. VOS 31.183	12	97	M. KAPPLER 26.308
13	81	M. GONZALEZ 36.570	13	41	J. JÄHNIG 18.707	13	55	G. HENDRA PRATAMA 31.198	13	69	M. HERRERA 26.370
14	93	W. KHAN 36.587	14	43	L. GRUNWALD 18.728	14	33	D. VALLE 31.209	14	33	D. VALLE 26.408
15	55	G. HENDRA PRATAMA 36.735	15	93	W. KHAN 18.759	15	18	A. MURLEY 31.274	15	43	L. GRUNWALD 26.481
16	30	D. BLIN 36.804	16	97	M. KAPPLER 18.763	16	81	M. GONZALEZ 31.311	16	55	G. HENDRA PRATAMA 26.546
17	27	F. ROVELLI 36.835	17	27	F. ROVELLI 18.770	17	27	F. ROVELLI 31.319	17	16	M. LUNA BAYEN 26.551
18	97	M. KAPPLER 36.890	18	16	M. LUNA BAYEN 18.793	18	20	D. LOUREIRO 31.321	18	81	M. GONZALEZ 26.590
19	16	M. LUNA BAYEN 36.914	19	55	G. HENDRA PRATAMA 18.820	19	97	M. KAPPLER 31.327	19	5	R. VOS 26.597
20	43	L. GRUNWALD 36.960	20	5	R. VOS 18.905	20	43	L. GRUNWALD 31.376	20	28	D. KOOPMAN 26.603
21	28	D. KOOPMAN 36.998	21	12	A. RUSMIPUTRO 18.911	21	41	J. JÄHNIG 31.446	21	54	F. FULIGNI 26.617
22	12	A. RUSMIPUTRO 37.006	22	28	D. KOOPMAN 18.960	22	54	F. FULIGNI 31.452	22	27	F. ROVELLI 26.624
23	64	H. DE CANCELLIS 37.078	23	54	F. FULIGNI 18.979	23	12	A. RUSMIPUTRO 31.474	23	99	P. GRASSIA 26.638
24	41	J. JÄHNIG 37.098	24	21	B. SANCHEZ 19.140	24	64	H. DE CANCELLIS 31.494	24	30	D. BLIN 26.837
25	5	R. VOS 37.143	25	99	P. GRASSIA 19.167	25	28	D. KOOPMAN 31.517	25	12	A. RUSMIPUTRO 26.845
26	18	A. MURLEY 37.178	26	30	D. BLIN 19.186	26	30	D. BLIN 31.653	26	18	A. MURLEY 26.851
27	54	F. FULIGNI 37.246	27	18	A. MURLEY 19.252	27	16	M. LUNA BAYEN 31.789	27	71	T. EDWARDS 26.954
28	19	L. BERNARDI 37.455	28	13	D. IOZZO 19.283	28	84	J. OVERBEEKE 31.928	28	96	I. PRATNA 27.033
29	71	T. EDWARDS 37.481	29	64	H. DE CANCELLIS 19.290	29	71	T. EDWARDS 32.007	29	19	L. BERNARDI 27.108
30	84	J. OVERBEEKE 37.550	30	78	J. FORAY 19.338	30	19	L. BERNARDI 32.008	30	13	D. IOZZO 27.119
31	96	I. PRATNA 37.665	31	71	T. EDWARDS 19.343	31	96	I. PRATNA 32.032	31	64	H. DE CANCELLIS 27.157
32	21	B. SANCHEZ 37.819	32	19	L. BERNARDI 19.418	32	13	D. IOZZO 32.040	32	78	J. FORAY 27.220
33	78	J. FORAY 37.895	33	96	I. PRATNA 19.436	33	21	B. SANCHEZ 32.172	33	58	T. FINOCCHIARO 27.317
34	4	M. MERCKELBAGH 37.914	34	7	N. SETTIMO 19.439	34	79	T. ALONSO 32.178	34	4	M. MERCKELBAGH 27.364
35	7	N. SETTIMO 37.917	35	58	T. FINOCCHIARO 19.445	35	7	N. SETTIMO 32.215	35	21	B. SANCHEZ 27.384
36	79	T. ALONSO 38.026	36	88	B. DAMEN 19.477	36	4	M. MERCKELBAGH 32.367	36	84	J. OVERBEEKE 27.399
37	58	T. FINOCCHIARO 38.292	37	4	M. MERCKELBAGH 19.514	37	78	J. FORAY 32.562	37	79	T. ALONSO 27.400
38	44	S. LOCHOFF 38.335	38	44	S. LOCHOFF 19.552	38	44	S. LOCHOFF 32.569	38	44	S. LOCHOFF 27.427
39	13	D. IOZZO 38.346	39	79	T. ALONSO 19.606	39	58	T. FINOCCHIARO 32.806	39	7	N. SETTIMO 27.526
40	88	B. DAMEN 39.029	40	84	J. OVERBEEKE 19.607	40	88	B. DAMEN 33.084	40	88	B. DAMEN 27.584

20/04/2018

These data/results cannot be reproduced, stored and/or transmitted in whole or in part by any manner of electronic, mechanical, photocopying, recording, broadcasting or otherwise now known or herein after developed without the previous express consent by the copyright owner, except for reproduction in daily press and regular printed publications on sale to the public within 60 days of the event related to those data/results and always provided that copyright symbol appears together as follows below.

© DORNA WSBK ORGANIZATION Srl 2018



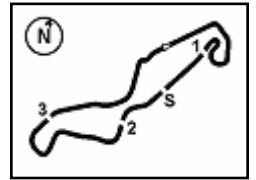
Official Fuel Supplier



Official Tyre Supplier



Official Timekeeper



Dutch Round, 20-21-22 April 2018

World Supersport 300 - Ideal Times Free Practice 1st Session

TT Circuit Assen 4.542 m
1 / 2

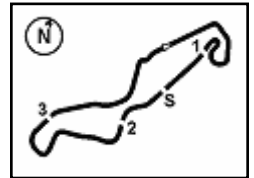
No.	Rider	Nat	Bike	Seg. 1 Diff. 1	Seg. 2 Diff. 2	Seg. 3 Diff. 3	Seg. 4 Diff. 4	Ideal Time Best Lap	Pos.	Diff.
1	17 K. MEUFFELS	NED	KTM RC 390 R	36.107 0.128	18.265 0.131	30.649 0.153	25.639	1'50.660 1'51.072	1	0.412
2	6 R. SCHOTMAN	NED	Kawasaki Ninja 400	35.996 0.057	18.445 0.208	30.667	25.955 0.099	1'51.063 1'51.427	2	0.364
3	15 G. VAN STRAALEN	NED	KTM RC 390 R	36.209 0.170	18.404 0.001	30.705 0.278	25.880	1'51.198 1'51.647	3	0.449
4	8 M. PEREZ	ESP	Kawasaki Ninja 400	36.064 0.051	18.324 0.332	30.787 0.051	26.159	1'51.334 1'51.768	4	0.434
5	22 M. KALININ	UKR	Kawasaki Ninja 400	36.071	18.342 0.196	30.934 0.218	26.107 0.120	1'51.454 1'51.988	5	0.534
6	2 A. CARRASCO	ESP	Kawasaki Ninja 400	36.304 0.056	18.582 0.006	30.962 0.049	26.220 0.008	1'52.068 1'52.187	6	0.119
7	14 E. DE LA VEGA	FRA	Kawasaki Ninja 400	36.497	18.654 0.034	31.035 0.006	26.059	1'52.245 1'52.285	7	0.040
8	69 M. HERRERA	ESP	Yamaha YZF-R3	36.311 0.030	18.614 0.238	30.958	26.370	1'52.253 1'52.521	9	0.268
9	95 S. DEROUÉ	NED	Kawasaki Ninja 400	36.481 0.102	18.550	31.027	26.195	1'52.253 1'52.355	8	0.102
10	33 D. VALLE	ESP	Yamaha YZF-R3	36.241	18.626 0.196	31.209 0.029	26.408 0.128	1'52.484 1'52.837	11	0.353
11	93 W. KHAN	NED	Kawasaki Ninja 400	36.587	18.759	31.051 0.234	26.104	1'52.501 1'52.735	10	0.234
12	20 D. LOUREIRO	RSA	Kawasaki Ninja 400	36.420 0.259	18.676 0.010	31.321	26.306	1'52.723 1'52.992	12	0.269
13	81 M. GONZALEZ	ESP	Yamaha YZF-R3	36.570 0.021	18.678 0.338	31.311 0.097	26.590	1'53.149 1'53.605	16	0.456
14	97 M. KAPPLER	GER	KTM RC 390 R	36.890	18.763 0.016	31.327	26.308 0.068	1'53.288 1'53.372	14	0.084
15	55 G. HENDRA PRATAMA	INA	Yamaha YZF-R3	36.735	18.820	31.198	26.546	1'53.299 1'53.299	13	
16	99 P. GRASSIA	ITA	Yamaha YZF-R3	36.555	19.167	31.149	26.638 0.117	1'53.509 1'53.626	17	0.117
17	43 L. GRUNWALD	GER	KTM RC 390 R	36.960 0.095	18.728	31.376 0.123	26.481 0.004	1'53.545 1'53.767	19	0.222
18	27 F. ROVELLI	ITA	Kawasaki Ninja 400	36.835	18.770 0.055	31.319 0.005	26.624 0.155	1'53.548 1'53.763	18	0.215
19	41 J. JÄHNIG	GER	KTM RC 390 R	37.098	18.707	31.446	26.301	1'53.552 1'53.552	15	
20	5 R. VOS	NED	KTM RC 390 R	37.143	18.905 0.175	31.183	26.597	1'53.828 1'54.003	20	0.175
21	16 M. LUNA BAYEN	ESP	Kawasaki Ninja 400	36.914	18.793	31.789 0.127	26.551 0.236	1'54.047 1'54.410	21	0.363
22	28 D. KOOPMAN	NED	Yamaha YZF-R3	36.998 0.102	18.960 0.071	31.517 0.171	26.603 0.110	1'54.078 1'54.532	22	0.454
23	12 A. RUSMIPUTRO	INA	Yamaha YZF-R3	37.006 0.403	18.911 0.221	31.474	26.845	1'54.236 1'54.860	25	0.624
24	54 F. FULIGNI	ITA	Yamaha YZF-R3	37.246	18.979 0.363	31.452	26.617	1'54.294 1'54.657	23	0.363
25	30 D. BLIN	POL	Yamaha YZF-R3	36.804	19.186 0.277	31.653	26.837 1.064	1'54.480 1'55.821	27	1.341
26	18 A. MURLEY	GBR	Yamaha YZF-R3	37.178 0.215	19.252	31.274	26.851	1'54.555 1'54.770	24	0.215
27	64 H. DE CANCELLIS	FRA	Yamaha YZF-R3	37.078 0.107	19.290	31.494 0.076	27.157	1'55.019 1'55.202	26	0.183
28	71 T. EDWARDS	AUS	Kawasaki Ninja 400	37.481 0.214	19.343	32.007	26.954	1'55.785 1'55.999	28	0.214
29	19 L. BERNARDI	ITA	Yamaha YZF-R3	37.455	19.418	32.008	27.108 0.164	1'55.989 1'56.153	29	0.164
30	96 I. PRATNA	INA	Yamaha YZF-R3	37.665 0.120	19.436 0.053	32.032	27.033 0.415	1'56.166 1'56.754	31	0.588
31	84 J. OVERBEEKE	NED	Yamaha YZF-R3	37.550	19.607	31.928 0.228	27.399	1'56.484 1'56.712	30	0.228

20/04/2018

These data/results cannot be reproduced, stored and/or transmitted in whole or in part by any manner of electronic, mechanical, photocopying, recording, broadcasting or otherwise now known or herein after developed without the previous express consent by the copyright owner, except for reproduction in daily press and regular printed publications on sale to the public within 60 days of the event related to those data/results and always provided that copyright symbol appears together as follows below.

© DORNA WSBK ORGANIZATION Srl 2018




 TT Circuit Assen 4.542 m
2 / 2

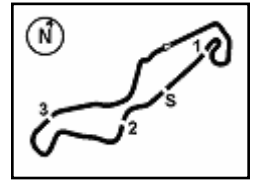
Dutch Round, 20-21-22 April 2018

World Supersport 300 - Ideal Times Free Practice 1st Session

No.	Rider	Nat	Bike	Seg. 1	Seg. 2	Seg. 3	Seg. 4	Ideal Time		
				Diff. 1	Diff. 2	Diff. 3	Diff. 4	Best Lap	Pos.	Diff.
32	21 B. SANCHEZ	ESP	Kawasaki Ninja 400	37.819 0.241	19.140	32.172	27.384	1'56.515		
33	13 D. IOZZO	RSA	Honda CBR500R	38.346	19.283 0.319	32.040 0.453	27.119 0.196	1'56.788	32	0.241
34	78 J. FORAY	FRA	Kawasaki Ninja 400	37.895	19.338 0.163	32.562	27.220	1'57.015	37	0.968
35	7 N. SETTIMO	ITA	Honda CBR500R	37.917	19.439	32.215	27.526	1'57.097	34	0.163
36	4 M. MERCKELBAGH	NED	Yamaha YZF-R3	37.914	19.514 0.304	32.367	27.364	1'57.159	33	
37	79 T. ALONSO	POR	Yamaha YZF-R3	38.026 0.112	19.606 0.152	32.178	27.400	1'57.210	35	0.304
38	58 T. FINOCCHIARO	GBR	Honda CBR500R	38.292 0.018	19.445	32.806 0.045	27.317 0.368	1'57.860	36	0.264
39	44 S. LOCHOFF	RSA	Yamaha YZF-R3	38.335	19.552	32.569	27.427 0.106	1'57.883	39	0.431
40	88 B. DAMEN	NED	KTM RC 390 R	39.029 0.725	19.477 0.114	33.084	27.584	1'59.174	38	0.106
Overall Ideal Time				35.996	18.265	30.649	25.639	1'50.549	40	0.839

20/04/2018
 These data/results cannot be reproduced, stored and/or transmitted in whole or in part by any manner of electronic, mechanical, photocopying, recording, broadcasting or otherwise now known or herein after developed without the previous express consent by the copyright owner, except for reproduction in daily press and regular printed publications on sale to the public within 60 days of the event related to those data/results and always provided that copyright symbol appears together as follows below.
 © DORNA WSBK ORGANIZATION Srl 2018





Dutch Round, 20-21-22 April 2018

World Supersport 300 - Chronological Analysis Free Practice 1st Session

1° 17 K. MEUFFELS (1'51.072)							
Lap	Seg.1	Seg.2	Seg.3	Seg.4	Lap Time	km/h	Local Time
1		19.295	32.487	27.122		186,5	11:57'26.239
2	37.559	18.379	31.329	26.876	1'54.143	185,9	11:59'20.382
3	38.293	18.790	31.391	25.928	1'54.402	180,6	12:01'14.784
4	37.048	18.629	30.903	25.854	1'52.434	180,0	12:03'07.218
5	36.626	18.406	31.311	25.806	1'52.149	182,4	12:04'59.367
6	36.360	18.475	31.019	25.772	1'51.626	182,1	12:06'50.993
7	39.162	18.493	30.771	26.078	1'54.504	181,8	12:08'45.497
8	36.235	18.396	30.802	25.639	1'51.072	181,2	12:10'36.569
9	36.496	19.228	31.977	26.352	1'54.053	182,1	12:12'30.622
10	41.192	18.265	31.052	26.299	1'56.808	184,0	12:14'27.430
11	36.128	18.456	31.011	25.675	1'51.270	182,4	12:16'18.700
12	36.327	18.573	34.093	28.466	1'57.459C	179,7	12:18'16.159
13	36.247	18.678	30.796	25.938	1'51.659	178,2	12:20'07.818
14	36.107	18.483	30.649	26.088	1'51.327C	179,7	12:21'59.145
15	36.188	19.767	31.558	27.889	1'55.402C	166,2	12:23'54.547
16	36.250	18.692	31.070	26.899	1'52.911	182,1	12:25'47.458

9	36.697	19.005	31.344	26.262	1'53.308	177,9	12:15'49.234
10	36.445	18.942	31.072	26.262	1'52.721	178,2	12:17'41.955
11	36.383	18.828	31.039	26.340	1'52.590	178,5	12:19'34.545
12	36.122	18.807	30.883	26.213	1'52.025	178,2	12:21'26.570
13	36.064	18.324	31.754	26.431	1'52.573	185,2	12:23'19.143
14	36.115	18.656	30.838	26.159	1'51.768	180,3	12:25'10.911

2° 6 R. SCHOTMAN (1'51.427)							
Lap	Seg.1	Seg.2	Seg.3	Seg.4	Lap Time	km/h	Local Time
1		19.747	32.344	27.073		180,6	11:57'06.730
2	36.885	18.898	31.795	26.409	1'53.987	183,1	11:59'00.717
3	36.894	18.977	31.863	40.656	2'08.390P	176,2	12:01'09.107
4	2'33.097	18.530	31.310	26.281	3'49.218P	182,4	12:04'58.325
5	36.374	23.224	31.601	26.419	1'57.618	123,0	12:06'55.943
6	36.404	18.445	31.115	26.148	1'52.112	181,8	12:08'48.055
7	36.296	18.674	31.007	26.143	1'52.120	180,0	12:10'40.175
8	37.421	19.365	31.926	26.300	1'55.012	170,9	12:12'35.187
9	36.181	18.528	30.773	26.026	1'51.508	180,9	12:14'26.695
10	36.246	18.916	31.305	39.818	2'06.285P	176,5	12:16'32.980
11	2'27.201	18.786	31.174	26.418	3'43.579P	180,9	12:20'16.559
12	36.053	18.653	30.667	26.054	1'51.427	179,4	12:22'07.986
13	35.996	18.838	31.088	26.176	1'52.098	179,1	12:24'00.084
14	36.139	18.572	31.019	25.955	1'51.685	179,7	12:25'51.769

5° 22 M. KALININ (1'51.988)							
Lap	Seg.1	Seg.2	Seg.3	Seg.4	Lap Time	km/h	Local Time
1		20.564	34.458	28.682		180,0	11:57'12.554
2	37.641	19.194	32.176	27.226	1'56.237	180,0	11:59'08.791
3	37.597	19.395	32.257	26.942	1'56.191	175,0	12:01'04.982
4	36.929	18.693	31.269	26.736	1'53.627	186,5	12:02'58.609
5	41.539	19.664	33.886	26.558	2'01.647	170,6	12:05'00.256
6	36.410	18.533	31.230	26.323	1'52.496	181,8	12:06'52.752
7	38.654	18.746	31.792	26.402	1'55.594	179,1	12:08'48.346
8	36.483	18.553	30.934	26.107	1'52.077	180,0	12:10'40.423
9	36.488	18.885	31.452	26.341	1'53.166	177,3	12:12'33.589
10	38.379	18.342	31.013	26.456	1'54.190	183,4	12:14'27.779
11	36.071	18.538	31.152	26.227	1'51.988	181,8	12:16'19.767
12	36.491	18.747	31.244	29.463	1'55.945	179,1	12:18'15.712
13	37.019	18.717	31.096	26.602	1'53.434	179,1	12:20'09.146
14	36.511	18.612	31.240	26.433	1'52.796	177,3	12:22'01.942
15	36.407	18.658	31.255	26.498	1'52.818	181,2	12:23'54.760
16	36.645	18.652	31.202	26.473	1'52.972	180,0	12:25'47.732

3° 15 G. VAN STRAALLEN (1'51.647)							
Lap	Seg.1	Seg.2	Seg.3	Seg.4	Lap Time	km/h	Local Time
1		19.322	32.704	27.338		181,8	11:57'25.979
2	36.989	18.700	31.591	27.047	1'54.327	179,7	11:59'20.306
3	38.418	18.821	31.446	26.108	1'54.793	180,0	12:01'15.099
4	36.345	18.786	31.003	26.400	1'52.534	176,8	12:03'07.633
5	37.836	18.508	31.128	26.171	1'53.643	180,6	12:05'01.276
6	36.379	18.405	30.983	25.880	1'51.647	180,9	12:06'52.923
7	36.510	18.939	30.917	26.226	1'52.592	175,0	12:08'45.515
8	36.463	18.404	31.212	26.009	1'52.088	182,1	12:10'37.603
9	36.237	18.596	31.586	26.904	1'53.323C	180,9	12:12'30.926
10	39.157	18.667	30.950	38.377	2'07.151CP	177,0	12:14'38.077
11	2'21.522	19.153	31.325	26.515	3'38.515P	176,2	12:18'16.592
12	36.378	18.443	30.973	26.374	1'52.168	181,2	12:20'08.760
13	36.822	18.887	31.180	25.932	1'52.821	179,7	12:22'01.581
14	36.209	18.733	30.705	26.084	1'51.731	175,9	12:23'53.312
15	36.840	19.416	31.129	26.255	1'53.640	166,7	12:25'46.952

6° 2 A. CARRASCO (1'52.187)							
Lap	Seg.1	Seg.2	Seg.3	Seg.4	Lap Time	km/h	Local Time
1		20.646	33.973	27.799		178,8	11:57'28.068
2	38.168	19.007	32.402	27.168	1'56.745	185,9	11:59'24.813
3	37.308	18.846	33.309	28.640	1'58.103	188,2	12:01'22.916
4	38.240	18.912	32.822	42.162	2'12.136P	180,3	12:03'35.052
5	5'59.783	19.135	32.174	26.871	7'17.963P	179,4	12:10'53.015
6	37.131	18.865	31.554	26.576	1'54.126	180,9	12:12'47.141
7	36.777	18.774	31.354	26.444	1'53.349	179,4	12:14'40.490
8	36.735	18.718	31.326	26.404	1'53.183	179,4	12:16'33.673
9	36.475	18.604	31.063	26.319	1'52.461	181,5	12:18'26.134
10	39.657	18.652	30.990	27.081	1'56.380	179,7	12:20'22.514
11	36.360	18.588	31.011	26.228	1'52.187	180,0	12:22'14.701
12	36.452	18.582	30.962	26.407	1'52.403	182,1	12:24'07.104
13	36.304	18.679	31.051	26.220	1'52.254	180,0	12:25'59.358

4° 8 M. PEREZ (1'51.768)							
Lap	Seg.1	Seg.2	Seg.3	Seg.4	Lap Time	km/h	Local Time
1		20.852	35.163	30.091		179,4	11:57'14.491
2	37.585	19.298	31.681	26.707	1'55.271	182,1	11:59'09.762
3	37.219	19.105	31.737	26.670	1'54.731	178,8	12:01'04.493
4	36.658	18.863	31.433	26.419	1'53.373	179,7	12:02'57.866
5	41.964	19.698	34.997	26.511	2'03.170	173,9	12:05'01.036
6	36.342	18.571	30.787	26.477	1'52.177	183,4	12:06'53.213
7	38.376	21.313	32.145	40.336	2'12.170P	153,4	12:09'05.383
8	3'32.452	19.311	32.029	26.751	4'50.543P	177,0	12:13'55.926

7° 14 E. DE LA VEGA (1'52.285)							
Lap	Seg.1	Seg.2	Seg.3	Seg.4	Lap Time	km/h	Local Time
1		33.761	43.861	28.161		117,1	11:58'56.390
2	38.291	19.589	31.899	27.664	1'57.443	173,4	12:00'53.833
3	38.617	19.370	34.866	26.547	1'59.400C	173,9	12:02'53.233
4	37.151	19.165	34.662	26.670	1'57.648C	177,6	12:04'50.881
5	37.437	18.950	31.377	26.293	1'54.057	176,8	12:06'44.938
6	40.103	19.817	31.290	26.541	1'57.751	170,6	12:08'42.689
7	36.862	18.920	31.079	26.202	1'53.063	176,8	12:10'35.752
8	37.412	19.424	31.840	26.460	1'55.136	181,8	12:12'30.888
9	41.245	18.692	31.030	26.200	1'57.167C	179,4	12:14'28.055
10	36.497	18.688	31.041	26.059	1'52.285	178,8	12:16'20.340
11	36.594	18.654	31.103	36.621	2'02.972P	179,1	12:18'23.312
12	52.220	18.910	31.536	26.339	2'09.005P	175,0	12:20'32.317
13	36.602	18.859	31.035	26.172	1'52.668	175,3	12:22'24.985
14	36.667	18.972	31.259	27.139	1'54.037C	175,9	12:24'19.022
15	36.918	18.940	31.643	26.498	1'53.999C	175,0	12:26'13.021

8° 95 S. DEROUE (1'52.355)							
Lap	Seg.1	Seg.2	Seg.3	Seg.4	Lap Time	km/h	Local Time
1		19.883	32.519	27.035		172,8	11:56'58.504
2	37.099	19.292	31.714	26.763	1'54.868	175,6	11:58'53.372

20/04/2018

P = Pits In/Out - C = Lap Time Cancelled

These data/results cannot be reproduced, stored and/or transmitted in whole or in part by any manner of electronic, mechanical, photocopying, recording, broadcasting or otherwise now known or herein after developed without the previous express consent by the copyright owner, except for reproduction in daily press and regular printed publications on sale to the public within 60 days of the event related to those data/results and always provided that copyright symbol appears together as follows below.

© DORNA WSBK ORGANIZATION Srl 2018



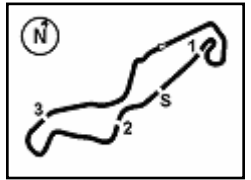
Official Fuel Supplier



FKR PERUGIA TIMING

Official Tyre Supplier





Dutch Round, 20-21-22 April 2018

World Supersport 300 - Chronological Analysis Free Practice 1st Session

TT Circuit Assen 4.542 m

3	36.966	19.220	31.679	26.506	1'54.371	174,5	12:00'47.743	13	36.661	18.641	31.915	26.408	1'53.625	185,2	12:25'56.335
4	36.819	19.198	31.590	27.006	1'54.613	175,3	12:02'42.356	12° 20 D. LOUREIRO (1'52.992)							
5	37.649	19.907	31.900	38.322	2'07.778P	167,7	12:04'50.134	Lap	Seg.1	Seg.2	Seg.3	Seg.4	Lap Time	km/h	Local Time
6	2'12.015	19.247	31.727	26.444	3'29.433P	175,9	12:08'19.567	1		19.704	32.804	27.626	180,0	11:57'26.191	
7	36.729	18.952	31.156	27.048	1'53.885	176,5	12:10'13.452	2	39.143	19.378	32.611	27.123	1'58.255	175,6	11:59'24.446
8	38.646	19.117	31.174	26.308	1'55.245	175,9	12:12'08.697	3	36.885	19.088	33.531	27.101	1'56.605	186,9	12:01'21.051
9	36.583	18.550	31.027	26.195	1'52.355	181,5	12:14'01.052	4	37.418	20.061	34.619	42.869	2'14.967P	168,5	12:03'36.018
10	36.667	19.061	31.117	35.724	2'02.569P	175,6	12:16'03.621	5	2'44.168	19.154	32.475	26.708	4'02.505P	177,3	12:07'38.523
11	2'31.152	19.006	31.324	26.295	3'47.777P	176,5	12:19'51.398	6	37.022	18.967	31.751	26.358	1'54.098	179,1	12:09'32.621
12	37.978	18.944	31.151	26.248	1'54.321C	177,9	12:21'45.719	7	36.862	18.731	31.838	26.443	1'53.874	180,0	12:11'26.495
13	36.481	18.976	31.027	26.251	1'52.735	176,8	12:23'38.454	8	36.879	18.676	31.938	26.429	1'53.922	181,8	12:13'20.417
14	36.630	18.946	31.236	26.405	1'53.217	177,0	12:25'31.671	9	37.132	18.964	31.837	26.545	1'54.478	177,3	12:15'14.895
9° 69 M. HERRERA (1'52.521)								10	36.863	18.807	31.599	26.468	1'53.737	177,6	12:17'08.632
Lap	Seg.1	Seg.2	Seg.3	Seg.4	Lap Time	km/h	Local Time	11	36.582	18.729	31.382	26.465	1'53.158	178,5	12:19'01.790
1		20.539	34.689	28.712		177,6	11:57'15.202	12	36.609	18.741	31.432	26.335	1'53.117	177,9	12:20'54.907
2	38.228	19.446	32.132	27.276	1'57.082	180,3	11:59'12.284	13	36.420	18.693	31.702	26.336	1'53.151	178,8	12:22'48.058
3	37.492	19.128	32.372	27.060	1'56.052	176,2	12:01'08.336	14	36.634	18.682	31.471	26.372	1'53.159	179,1	12:24'41.217
4	37.188	19.309	32.552	26.995	1'56.044	173,9	12:03'04.380	15	36.679	18.686	31.321	26.306	1'52.992	177,9	12:26'34.209
5	37.120	19.001	32.202	26.695	1'55.018	175,9	12:04'59.398	13° 55 G. HENDRA PRATAMA (1'53.299)							
6	36.743	18.850	31.750	26.558	1'53.901	178,5	12:06'53.299	Lap	Seg.1	Seg.2	Seg.3	Seg.4	Lap Time	km/h	Local Time
7	38.109	19.040	31.609	26.664	1'55.422	177,6	12:08'48.721	1		21.679	36.677	37.610	165,4	11:57'22.656	
8	36.644	18.862	31.388	27.063	1'53.957	177,6	12:10'42.678	2	37.491	19.144	32.134	27.614	1'56.383	177,3	11:59'19.039
9	37.186	19.306	31.448	26.535	1'54.475	174,2	12:12'37.153	3	38.136	19.607	31.871	26.842	1'56.456	170,9	12:01'15.495
10	36.730	19.144	31.324	26.679	1'53.877	178,8	12:14'31.030	4	36.735	18.820	31.198	26.546	1'53.299	180,0	12:03'08.794
11	36.657	19.039	31.515	26.834	1'54.045	175,3	12:16'25.075	5	36.887	19.070	32.080	27.419	1'55.456	175,6	12:05'04.250
12	36.731	18.900	30.998	26.846	1'53.475	176,8	12:18'18.550	6	46.555	19.602	31.669	34.330	2'12.156	170,6	12:07'16.406
13	37.543	18.898	31.061	26.565	1'54.067	176,5	12:20'12.617	7	37.159	19.319	31.701	26.739	1'54.918	173,9	12:09'11.324
14	36.690	23.669	31.451	26.521	1'58.331	173,9	12:22'10.948	8	37.385	19.157	31.916	26.901	1'55.359C	174,5	12:11'06.683
15	36.341	18.852	30.958	26.370	1'52.521	177,3	12:24'03.469	9	44.858	20.523	38.657	39.355	2'23.393	165,9	12:13'30.076
16	36.311	18.614	31.616	26.545	1'53.086	179,1	12:25'56.555	10	37.169	19.095	31.750	26.576	1'54.590	174,8	12:15'24.666
10° 93 W. KHAN (1'52.735)								11	36.772	19.138	31.622	27.148	1'54.680	173,9	12:17'19.346
Lap	Seg.1	Seg.2	Seg.3	Seg.4	Lap Time	km/h	Local Time	12	46.336	21.349	38.953	33.246	2'19.884	162,4	12:19'39.230
1		19.797	32.817	27.542		173,4	11:57'39.017	13	39.544	21.715	39.971	27.054	2'08.284C	154,5	12:21'47.514
2	37.134	19.218	31.744	27.094	1'55.190	175,3	11:59'34.207	14	36.777	19.029	31.409	26.832	1'54.047	175,0	12:23'41.561
3	37.116	19.153	31.650	43.106	2'11.025P	175,6	12:01'45.232	15	37.030	19.163	31.242	27.047	1'54.482	173,1	12:25'36.043
4	1'47.487	18.972	31.333	26.796	3'04.588P	176,2	12:04'49.820	14° 97 M. KAPPLER (1'53.372)							
5	37.581	18.959	31.492	26.776	1'54.808	179,1	12:06'44.628	Lap	Seg.1	Seg.2	Seg.3	Seg.4	Lap Time	km/h	Local Time
6	39.940	19.241	31.286	26.335	1'56.802	173,9	12:08'41.430	1		20.613	33.999	29.490	180,0	11:57'14.317	
7	36.587	18.759	31.285	26.104	1'52.735	177,6	12:10'34.165	2	37.909	19.250	31.807	26.826	1'55.792	182,1	11:59'10.109
8	38.597	19.373	31.925	27.128	1'57.023	174,5	12:12'31.188	3	37.157	18.940	31.572	26.846	1'54.515	182,4	12:01'04.624
9	36.705	19.292	31.710	40.689	2'08.396P	174,8	12:14'39.584	4	36.890	18.779	31.327	26.376	1'53.372	180,3	12:02'57.996
10	1'28.053	19.126	31.365	26.442	2'44.986P	174,5	12:17'24.570	5	37.332	19.035	31.380	26.452	1'54.199	175,9	12:04'52.195
11	36.906	19.259	31.272	26.576	1'54.013	175,6	12:19'18.583	6	37.142	18.763	31.604	26.308	1'53.817	179,4	12:06'46.012
12	36.692	18.925	31.051	26.485	1'53.153	178,2	12:21'11.736	7	37.106	18.932	31.349	26.441	1'53.828	176,2	12:08'39.840
13	36.663	19.121	31.278	26.713	1'53.775	174,2	12:23'05.511	8	37.004	18.790	31.683	26.488	1'53.965	176,5	12:10'33.805
14	36.729	19.083	31.254	26.384	1'53.450	174,5	12:24'58.961	9	37.617	20.444	32.111	26.639	1'56.811	157,9	12:12'30.616
15	36.820	19.174	31.411	26.561	1'53.966	177,6	12:26'52.927	10	37.427	19.243	31.807	27.108	1'55.585	178,2	12:14'26.201
11° 33 D. VALLE (1'52.837)								11	40.186	18.864	31.579	26.550	1'57.179	176,5	12:16'23.380
Lap	Seg.1	Seg.2	Seg.3	Seg.4	Lap Time	km/h	Local Time	12	37.246	18.881	31.570	26.692	1'54.389	177,0	12:18'17.769
1		20.811	34.466	28.175		177,6	11:57'12.115	13	37.830	18.912	31.483	26.451	1'54.676	174,8	12:20'12.445
2	37.608	19.434	32.153	27.234	1'56.429	179,4	11:59'08.544	14	37.114	19.263	31.727	27.310	1'55.414	175,9	12:22'07.859
3	38.337	19.420	31.798	26.942	1'56.497	176,2	12:01'05.041	15	37.220	18.806	31.431	26.950	1'54.407	177,0	12:24'02.266
4	37.087	18.626	31.423	26.522	1'53.658	182,4	12:02'58.699	16	36.894	18.852	32.100	26.720	1'54.566	180,6	12:25'56.832
5	37.566	19.204	31.606	38.136	2'06.512P	176,2	12:05'05.211	15° 41 J. JÄHNIG (1'53.552)							
6	1'49.846	19.103	31.414	28.136	3'08.499P	175,3	12:08'13.710	Lap	Seg.1	Seg.2	Seg.3	Seg.4	Lap Time	km/h	Local Time
7	37.173	18.993	31.889	27.079	1'55.134	179,1	12:10'08.844	1		22.211	38.337	28.025	182,7	11:57'20.721	
8	37.406	19.574	31.515	27.130	1'55.625	171,4	12:12'04.469	2	38.689	19.258	32.886	28.464	1'59.297	181,8	11:59'20.018
9	38.178	19.428	31.427	36.520	2'05.553P	166,7	12:14'10.022	3	39.396	18.940	32.142	26.600	1'57.078	184,3	12:01'17.096
10	4'49.462	19.573	31.280	26.458	6'06.773P	168,8	12:20'16.795	4	37.552	19.119	31.894	26.570	1'55.135	179,1	12:03'12.231
11	36.241	18.822	31.238	26.536	1'52.837	175,6	12:22'09.632	5	38.114	19.352	31.861	26.733	1'56.060	177,0	12:05'08.291
12	36.691	18.761	31.209	26.417	1'53.078	179,1	12:24'02.710								

20/04/2018 P = Pits In/Out - C = Lap Time Cancelled

These data/results cannot be reproduced, stored and/or transmitted in whole or in part by any manner of electronic, mechanical, photocopying, recording, broadcasting or otherwise now known or herein after developed without the previous express consent by the copyright owner, except for reproduction in daily press and regular printed publications on sale to the public within 60 days of the event related to those data/results and always provided that copyright symbol appears together as follows below.

© DORNA WSBK ORGANIZATION Srl 2018



Official Fuel Supplier

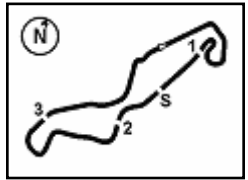


FKR PERGOIA TIMING

Official Tyre Supplier



Official Timekeeper


Dutch Round, 20-21-22 April 2018
World Supersport 300 - Chronological Analysis Free Practice 1st Session

TT Circuit Assen 4.542 m

3 / 6

6	37.641	18.978	31.773	26.609	1'55.001	179,1	12:07'03.292	4	37.530	19.237	31.671	26.481	1'54.919	175,0	12:02'56.098
7	37.394	18.893	31.798	26.933	1'55.018	179,7	12:08'58.310	5	37.055	18.728	31.499	26.485	1'53.767	179,4	12:04'49.865
8	37.655	18.905	31.983	26.488	1'55.031	178,5	12:10'53.341	6	37.227	19.386	31.682	26.542	1'54.837	173,9	12:06'44.702
9	37.438	18.854	31.927	26.352	1'54.571	179,1	12:12'47.912	7	37.100	19.214	31.388	26.493	1'54.195	173,6	12:08'38.897
10	37.344	18.720	31.724	26.879	1'54.667	183,1	12:14'42.579	8	36.960	19.078	31.512	26.484	1'54.034	173,9	12:10'32.931
11	39.517	19.605	32.515	43.911	2'15.548P	170,1	12:16'58.127	9	39.360	19.346	33.044	26.646	1'58.396	172,5	12:12'31.327
12	1'57.435	19.375	31.793	26.327	3'14.930P	175,0	12:20'13.057	10	37.649	18.883	31.376	29.450	1'57.358	175,6	12:14'28.685
13	37.240	18.820	32.351	26.799	1'55.210	179,1	12:22'08.267	11	9'21.756	19.460	32.039	26.850	10'40.105	173,4	12:25'08.790
14	37.098	18.707	31.446	26.301	1'53.552	183,4	12:24'01.819								
15	37.130	18.936	31.772	26.515	1'54.353	176,5	12:25'56.172								

16° 81 M. GONZALEZ (1'53.605)							
Lap	Seg.1	Seg.2	Seg.3	Seg.4	Lap Time	km/h	Local Time
1		20.633	34.055	27.902		177,6	11:57'11.751
2	37.617	19.489	32.794	27.644	1'57.544	172,8	11:59'09.295
3	37.292	19.283	31.837	27.115	1'55.527C	174,5	12:01'04.822
4	36.857	18.678	31.311	26.883	1'53.729	182,7	12:02'58.551
5	37.630	19.152	31.685	38.002	2'06.469P	174,5	12:05'05.020
6	1'49.505	19.372	31.632	27.996	3'08.505P	171,4	12:08'13.525
7	37.134	19.294	31.964	27.721	1'56.113	169,8	12:10'09.638
8	36.863	19.184	31.648	27.442	1'55.137	175,0	12:12'04.775
9	37.195	19.301	32.046	35.773	2'04.315P	171,7	12:14'09.090
10	5'27.085	20.440	32.247	26.777	6'46.549P	162,9	12:20'55.639
11	36.591	19.016	31.408	26.590	1'53.605	174,2	12:22'49.244
12	36.627	19.001	32.176	26.701	1'54.505	174,5	12:24'43.749

17° 99 P. GRASSIA (1'53.626)							
Lap	Seg.1	Seg.2	Seg.3	Seg.4	Lap Time	km/h	Local Time
1							11:57'03.366
2	37.274	19.656	32.112	27.047	1'56.089	170,1	11:58'59.455
3	39.407	19.266	32.447	26.938	1'58.058	174,2	12:00'57.513
4	36.840	19.455	31.740	27.021	1'55.056	170,1	12:02'52.569
5	37.695	19.852	31.975	38.361	2'07.883P	169,0	12:05'00.452
6	3'51.769	19.582	31.707	27.251	5'10.309P	170,1	12:10'10.761
7	37.378	19.180	31.501	26.638	1'54.697	176,8	12:12'05.458
8	37.240	19.226	31.503	26.659	1'54.628	171,7	12:14'00.086
9	37.102	20.088	31.642	35.766	2'04.598P	163,6	12:16'04.684
10	2'15.214	19.423	31.380	27.080	3'33.097P	170,1	12:19'37.781
11	36.747	19.369	31.382	26.875	1'54.373	169,8	12:21'32.154
12	36.623	19.311	31.401	26.680	1'54.015	170,6	12:23'26.169
13	36.555	19.167	31.149	26.755	1'53.626	172,8	12:25'19.795

18° 27 F. ROVELLI (1'53.763)							
Lap	Seg.1	Seg.2	Seg.3	Seg.4	Lap Time	km/h	Local Time
1		20.349	33.907	28.944		173,6	11:57'04.502
2	38.466	19.583	32.043	26.750	1'56.842C	178,5	11:59'01.344
3	37.315	19.383	32.585	27.112	1'56.395	176,5	12:00'57.739
4	37.430	19.105	31.986	26.624	1'55.145	178,2	12:02'52.884
5	37.200	19.228	32.423	28.833	1'57.684	175,3	12:04'50.568
6	38.076	20.614	33.955	36.326	2'08.971P	156,5	12:06'59.539
7	3'54.101	19.713	32.940	27.833	5'14.587P	174,5	12:12'14.126
8	41.897	19.415	31.611	26.893	1'59.816	175,6	12:14'13.942
9	37.261	19.163	31.562	27.396	1'55.382	175,6	12:16'09.324
10	37.237	19.321	31.460	26.952	1'54.970	176,2	12:18'04.294
11	36.962	19.093	31.398	27.054	1'54.507	176,8	12:19'58.801
12	36.835	18.841	31.633	26.573	1'53.882C	177,6	12:21'52.683
13	36.835	18.825	31.324	26.779	1'53.763	179,1	12:23'46.446
14	36.947	18.770	31.319	27.214	1'54.250	179,1	12:25'40.696

19° 43 L. GRUNWALD (1'53.767)							
Lap	Seg.1	Seg.2	Seg.3	Seg.4	Lap Time	km/h	Local Time
1		20.174	33.832	27.498		173,9	11:57'07.387
2	38.655	19.514	32.631	27.109	1'57.909	175,9	11:59'05.296
3	37.613	19.186	32.242	26.842	1'55.883	175,9	12:01'01.179

20° 5 R. VOS (1'54.003)							
Lap	Seg.1	Seg.2	Seg.3	Seg.4	Lap Time	km/h	Local Time
1			19.576	32.897	27.599	181,5	11:57'26.612
2	37.918	18.905	32.251	26.721	1'55.795	182,4	11:59'22.407
3	38.250	19.229	34.248	28.572	2'00.299	184,9	12:01'22.706
4	38.574	18.983	32.654	28.788	1'58.999	179,4	12:03'21.705
5	38.496	19.092	31.617	36.871	2'06.076P	175,9	12:05'27.781
6	2'09.323	19.202	31.809	27.238	3'27.572P	173,6	12:08'55.353
7	37.741	19.409	31.968	26.994	1'56.112	171,7	12:10'51.465
8	37.715	19.440	31.966	26.864	1'55.985	170,9	12:12'47.450
9	37.399	19.275	31.715	26.691	1'55.080	172,8	12:14'42.530
10	37.766	19.527	32.132	26.992	1'56.417	171,4	12:16'38.947
11	37.751	19.153	31.995	27.284	1'56.183	172,8	12:18'35.130
12	38.172	19.390	31.546	27.455	1'56.563	168,5	12:20'31.693
13	37.143	19.080	31.183	26.597	1'54.003	173,6	12:22'25.696
14	37.238	18.928	31.587	27.949	1'55.702	175,6	12:24'21.398
15	37.662	19.285	32.086	27.191	1'56.224	175,6	12:26'17.622

21° 16 M. LUNA BAYEN (1'54.410)							
Lap	Seg.1	Seg.2	Seg.3	Seg.4	Lap Time	km/h	Local Time
1		21.375	34.259	29.982		173,9	11:57'14.585
2	38.802	19.741	32.530	27.740	1'58.813C	182,1	11:59'13.398
3	38.037	19.495	32.508	27.749	1'57.789C	173,6	12:01'11.187
4	37.794	19.241	32.153	27.412	1'56.600	180,3	12:03'07.787
5	37.540	19.228	32.175	27.374	1'56.317	176,2	12:05'04.104
6	38.854	19.360	32.485	27.127	1'57.826	177,9	12:07'01.930
7	37.982	19.093	32.294	27.223	1'56.592	172,2	12:08'58.522
8	37.949	18.879	31.863	26.595	1'55.286	180,9	12:10'53.808
9	37.340	18.810	31.789	26.551	1'54.490	181,8	12:12'48.298
10	37.437	18.926	31.853	26.635	1'54.851	181,2	12:14'43.149
11	37.515	18.980	32.209	26.827	1'55.531	181,8	12:16'38.680
12	37.535	19.222	32.261	27.439	1'56.457	176,8	12:18'35.137
13	38.301	20.109	32.755	26.954	1'58.119	170,3	12:20'33.256
14	37.294	18.956	31.804	26.740	1'54.794	174,8	12:22'28.050
15	37.151	18.886	32.001	26.902	1'54.940	179,4	12:24'22.990
16	36.914	18.793	31.916	26.787	1'54.410	180,3	12:26'17.400

22° 28 D. KOOPMAN (1'54.532)							
Lap	Seg.1	Seg.2	Seg.3	Seg.4	Lap Time	km/h	Local Time
1		20.084	33.165	27.643		168,2	11:57'23.995
2	37.645	19.122	32.206	27.624	1'56.597	175,6	11:59'20.592
3	39.475	19.812	35.037	37.324	2'11.648P	171,7	12:01'32.240
4	58.901	19.705	31.994	27.294	2'17.894P	169,8	12:03'50.134
5	37.636	19.350	31.644	27.213	1'55.843	170,9	12:05'45.977
6	37.703	19.304	31.657	26.861	1'55.525	171,4	12:07'41.502
7	37.354	19.176	31.626	26.747	1'54.903	172,0	12:09'36.405
8	37.113	19.179	31.544	26.712	1'54.548	171,4	12:11'30.953
9	37.372	18.960	31.902	27.054	1'55.288	175,3	12:13'26.241
10	37.100	19.031	31.688	26.713	1'54.532	175,6	12:15'20.773
11	37.149	19.535	31.619	26.603	1'54.906	169,5	12:17'15.679
12	37.455	19.344	31.517	26.996	1'55.312	170,9	12:19'10.991
13	36.998	19.251	31.600	27.471	1'55.320	170,6	12:21'06.311
14	37.734	19.723	31.635	26.854	1'55.946	167,2	12:23'02.257
15	37.259	19.130	32.024	26.843	1'55.256	173,4	12:24'57.513
16	37.061	19.339	31.637	26.682	1'54.719	170,3	12:26'52.232

20/04/2018 P = Pits In/Out - C = Lap Time Cancelled

These data/results cannot be reproduced, stored and/or transmitted in whole or in part by any manner of electronic, mechanical, photocopying, recording, broadcasting or otherwise now known or herein after developed without the previous express consent by the copyright owner, except for reproduction in daily press and regular printed publications on sale to the public within 60 days of the event related to those data/results and always provided that copyright symbol appears together as follows below.

© DORNA WSBK ORGANIZATION Srl 2018



Official Fuel Supplier



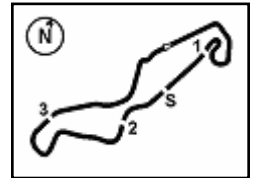
FKR PERGOIA TIMING

Official Tyre Supplier



SWISS WATCHES SINCE 1853

Official Timekeeper


Dutch Round, 20-21-22 April 2018
World Supersport 300 - Chronological Analysis Free Practice 1st Session

23° 54 F. FULIGNI (1'54.657)							
Lap	Seg.1	Seg.2	Seg.3	Seg.4	Lap Time	km/h	Local Time
1		20.526	33.101	28.464		162,4	11:57'25.309
2	38.707	19.344	33.079	27.407	1'58.537	175,6	11:59'23.846
3	38.567	19.189	32.786	28.634	1'59.176	174,8	12:01'23.022
4	38.850	19.229	32.139	27.189	1'57.407	174,2	12:03'20.429
5	37.623	19.282	32.531	27.083	1'56.519	173,1	12:05'16.948
6	37.601	19.270	31.897	26.691	1'55.459C	173,1	12:07'12.407
7	37.549	19.344	31.827	27.108	1'55.828C	171,7	12:09'08.235
8	37.691	19.658	36.596	27.230	2'01.175C	166,4	12:11'09.410
9	38.043	19.481	32.346	27.888	1'57.758	169,3	12:13'07.168
10	37.469	19.417	32.176	45.053	2'14.115P	170,1	12:15'21.283
11	1'33.876	19.464	32.084	29.505	2'54.929P	171,4	12:18'16.212
12	37.414	19.249	31.905	26.987	1'55.555	172,2	12:20'11.767
13	37.542	19.637	31.710	26.919	1'55.808	175,3	12:22'07.575
14	37.246	19.342	31.452	26.617	1'54.657	172,2	12:24'02.232
15	37.515	18.979	31.483	26.752	1'54.729	175,6	12:25'56.961

24° 18 A. MURLEY (1'54.770)							
Lap	Seg.1	Seg.2	Seg.3	Seg.4	Lap Time	km/h	Local Time
1		24.814	34.914	28.651		127,5	11:57'21.556
2	39.078	19.568	33.186	27.815	1'59.647	174,8	11:59'21.203
3	38.811	19.649	33.794	27.533	1'59.787	173,9	12:01'20.990
4	38.543	19.468	32.683	27.379	1'58.073	175,0	12:03'19.063
5	37.688	19.901	32.413	27.449	1'57.451	168,5	12:05'16.514
6	37.377	19.645	31.990	27.381	1'56.393	169,8	12:07'12.907
7	37.252	19.437	31.797	27.141	1'55.627	175,3	12:09'08.534
8	44.327	23.816	33.964	39.799	2'21.906P	143,6	12:11'30.440
9	3'20.495	20.654	32.613	27.668	4'41.430P	164,1	12:16'11.870
10	37.394	19.931	31.946	27.269	1'56.540	167,7	12:18'08.410
11	37.269	19.870	31.742	27.471	1'56.352	167,2	12:20'04.762
12	37.178	19.876	32.032	27.133	1'56.219	166,7	12:22'00.981
13	37.393	19.252	31.274	26.851	1'54.770	173,9	12:23'55.751
14	37.377	19.715	31.610	27.083	1'55.785	168,2	12:25'51.536

25° 12 A. RUSMIPUTRO (1'54.860)							
Lap	Seg.1	Seg.2	Seg.3	Seg.4	Lap Time	km/h	Local Time
1		21.220	34.593	29.272		177,0	11:57'16.190
2	38.568	19.436	32.320	27.558	1'57.882	177,6	11:59'14.072
3	37.515	19.115	32.532	27.494	1'56.656	179,7	12:01'10.728
4	37.646	19.390	32.228	28.304	1'57.568	172,8	12:03'08.296
5	37.773	18.911	32.018	27.021	1'55.723	180,9	12:05'04.019
6	39.052	20.093	32.289	36.114	2'07.548P	165,6	12:07'11.567
7	1'18.276	26.236	43.247	31.103	2'58.862P	133,7	12:10'10.429
8	37.516	19.665	32.106	27.344	1'56.631	172,5	12:12'07.060
9	37.409	19.132	31.474	26.845	1'54.860	175,0	12:14'01.920
10	37.006	19.167	31.639	36.788	2'04.600P	173,4	12:16'06.520
11	5'55.329	19.684	34.046	27.428	7'16.487P	165,9	12:23'23.007
12	37.301	18.957	31.671	27.359	1'55.288	179,4	12:25'18.295

26° 64 H. DE CANCELLIS (1'55.202)							
Lap	Seg.1	Seg.2	Seg.3	Seg.4	Lap Time	km/h	Local Time
1		21.713	34.757	29.698		171,4	11:57'17.182
2	39.713	20.420	33.734	28.717	2'02.584	176,5	11:59'19.766
3	43.484	19.868	32.669	27.818	2'03.839	170,1	12:01'23.605
4	42.175	24.507	35.344	28.087	2'10.113C	119,9	12:03'33.718
5	38.434	20.138	32.737	27.589	1'58.898C	166,7	12:05'32.616
6	37.924	19.995	32.645	27.459	1'58.023	165,9	12:07'30.639
7	37.824	19.609	32.668	27.304	1'57.405C	170,6	12:09'28.044
8	38.317	20.407	32.975	27.438	1'59.137	164,6	12:11'27.181
9	37.521	19.877	32.245	27.277	1'56.920	167,4	12:13'24.101
10	37.642	19.656	32.349	39.117	2'08.764P	168,8	12:15'32.865
11	2'57.319	20.162	32.258	28.074	4'17.813P	164,1	12:19'50.678

12	37.794	20.012	31.494	27.406	1'56.706	163,9	12:21'47.384
13	37.185	19.290	31.570	27.157	1'55.202	173,4	12:23'42.586
14	37.078	19.745	31.826	27.389	1'56.038	166,9	12:25'38.624

27° 30 D. BLIN (1'55.821)							
Lap	Seg.1	Seg.2	Seg.3	Seg.4	Lap Time	km/h	Local Time
1		20.609	33.604	29.361		165,1	11:57'03.560
2	38.624	20.217	32.668	28.196	1'59.705C	167,2	11:59'03.265
3	38.602	20.153	32.568	27.210	1'58.533	165,6	12:01'01.798
4	37.650	19.796	32.333	27.502	1'57.281	167,4	12:02'59.079
5	37.511	19.186	31.670	27.842	1'56.209	175,9	12:04'55.288
6	37.876	19.817	32.187	27.334	1'57.214	167,2	12:06'52.502
7	38.021	19.426	32.241	26.837	1'56.525	171,2	12:08'49.027
8	38.205	19.828	32.030	37.959	2'08.022P	166,7	12:10'57.049
9	2'16.248	19.584	32.105	27.402	3'35.339P	169,3	12:14'32.388
10	37.975	20.995	33.379	28.730	2'01.079	165,1	12:16'33.467
11	37.493	19.593	32.006	30.175	1'59.267	168,8	12:18'32.734
12	37.628	19.798	31.815	27.487	1'56.728	165,4	12:20'29.462
13	37.304	19.760	31.810	27.037	1'55.911	165,6	12:22'25.373
14	36.804	19.463	31.653	27.901	1'55.821	169,3	12:24'21.194
15	37.047	19.808	31.941	27.271	1'56.067	166,7	12:26'17.261

28° 71 T. EDWARDS (1'55.999)							
Lap	Seg.1	Seg.2	Seg.3	Seg.4	Lap Time	km/h	Local Time
1		20.071	33.585	27.766		173,1	11:57'48.234
2	38.241	19.365	32.235	27.143	1'56.984	175,9	11:59'45.218
3	37.695	19.343	32.007	26.954	1'55.999	173,6	12:01'41.217
4	37.481	19.452	32.897	44.878	2'14.708P	171,4	12:03'55.925
5	1'59.070	23.567	36.435	43.378	3'42.450P	141,2	12:07'38.375

29° 19 L. BERNARDI (1'56.153)							
Lap	Seg.1	Seg.2	Seg.3	Seg.4	Lap Time	km/h	Local Time
1		22.030	34.269	29.508		162,7	11:57'12.530
2	38.629	20.660	32.910	28.673	2'00.872	171,4	11:59'13.402
3	38.712	19.933	32.999	27.891	1'59.535	170,1	12:01'12.937
4	38.797	20.215	32.378	27.541	1'58.931	165,6	12:03'11.868
5	38.373	19.744	32.239	27.690	1'58.046	169,3	12:05'09.914
6	38.248	19.689	32.824	27.655	1'58.416	172,0	12:07'08.330
7	38.314	20.129	34.907	28.301	2'01.651	166,2	12:09'09.981
8	38.027	19.762	32.265	27.108	1'57.162	167,7	12:11'07.143
9	37.739	19.914	32.414	27.331	1'57.398C	166,7	12:13'04.541
10	39.571	20.395	32.242	28.602	2'00.810	162,4	12:15'05.351
11	37.900	20.229	32.733	27.348	1'58.210	166,9	12:17'03.561
12	38.076	20.054	32.295	45.400	2'15.825P	168,2	12:19'19.386
13	1'10.720	19.948	32.197	27.137	2'30.002P	169,5	12:21'49.388
14	37.641	19.795	32.313	27.632	1'57.381	169,8	12:23'46.769
15	37.455	19.418	32.008	27.272	1'56.153	170,6	12:25'42.922

30° 84 J. OVERBEEKE (1'56.712)							
Lap	Seg.1	Seg.2	Seg.3	Seg.4	Lap Time	km/h	Local Time
1		21.694	33.769	30.157		169,5	11:57'12.846
2	38.403	19.706	32.116	37.243	2'07.468P	172,0	11:59'20.314
3	10'28.585	19.729	32.124	28.395	11'48.833P	169,8	12:11'09.147
4	38.179	19.956	32.215	27.238	1'57.588C	165,9	12:13'06.735
5	37.799	19.689	36.154	37.476	2'11.118P	167,4	12:15'17.853
6	1'47.576	19.901	32.115	27.546	3'07.138P	167,7	12:18'24.991
7	37.776	19.843	32.217	27.844	1'57.680	167,2	12:20'22.671
8	38.374	19.944	33.143	29.393	2'00.854	166,2	12:22'23.525
9	38.206	19.713	31.928	27.666	1'57.513	169,8	12:24'21.038
10	37.550	19.607	32.156	27.399	1'56.712	170,6	12:26'17.750

31° 96 I. PRATNA (1'56.754)							
Lap	Seg.1	Seg.2	Seg.3	Seg.4	Lap Time	km/h	Local Time
1		22.062	35.294	34.165		172,2	11:57'20.233

20/04/2018 P = Pits In/Out - C = Lap Time Cancelled

These data/results cannot be reproduced, stored and/or transmitted in whole or in part by any manner of electronic, mechanical, photocopying, recording, broadcasting or otherwise now known or herein after developed without the previous express consent by the copyright owner, except for reproduction in daily press and regular printed publications on sale to the public within 60 days of the event related to those data/results and always provided that copyright symbol appears together as follows below.

© DORNA WSBK ORGANIZATION Srl 2018



Official Fuel Supplier

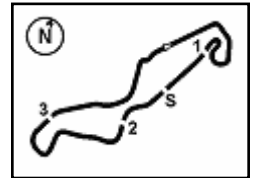


FKR PERGOIA TIMING

Official Tyre Supplier



Official Timekeeper



Dutch Round, 20-21-22 April 2018

World Supersport 300 - Chronological Analysis Free Practice 1st Session

Lap	Seg.1	Seg.2	Seg.3	Seg.4	Lap Time	km/h	Local Time	Lap	Seg.1	Seg.2	Seg.3	Seg.4	Lap Time	km/h	Local Time
2	39.821	19.642	32.994	28.410	2'00.867	173,6	11:59'21.100	5	38.549	19.514	32.782	27.834	1'58.679	172,5	12:05'10.734
3	40.335	19.822	33.318	28.625	2'02.100	171,4	12:01'23.200	6	38.567	19.818	32.541	27.551	1'58.477	167,2	12:07'09.211
4	39.943	19.773	33.337	27.907	2'00.960	178,5	12:03'24.160	7	38.433	19.823	33.020	38.894	2'10.170P	165,6	12:09'19.381
5	38.168	20.313	33.591	27.847	1'59.919	168,5	12:05'24.079	8	3'03.389	20.565	33.647	28.343	4'25.944P	159,8	12:13'45.325
6	38.428	20.123	34.690	27.820	2'01.061	168,8	12:07'25.140	9	39.096	20.324	33.495	28.557	2'01.472	162,7	12:15'46.797
7	38.585	19.606	32.753	27.748	1'58.692	173,9	12:09'23.832	10	39.515	19.874	32.883	27.803	2'00.075C	166,7	12:17'46.872
8	38.292	20.038	32.195	28.115	1'58.640	165,6	12:11'22.472	11	38.343	20.082	32.628	27.919	1'58.972C	162,9	12:19'45.844
9	38.262	20.343	35.798	27.751	2'02.154	165,6	12:13'24.626	12	38.566	20.141	32.814	28.018	1'59.539	162,4	12:21'45.383
10	37.785	19.489	32.032	27.448	1'56.754	171,2	12:15'21.380	13	37.914	19.818	32.367	27.364	1'57.463	166,2	12:23'42.846
11	38.094	19.655	35.715	28.158	2'01.622	168,8	12:17'23.002	14	38.017	19.796	32.770	27.616	1'58.199	166,4	12:25'41.045
12	37.665	20.033	36.419	27.817	2'01.934	167,2	12:19'24.936	36° 79 T. ALONSO (1'57.474)							
13	37.843	19.574	32.701	27.271	1'57.389C	169,3	12:21'22.325	Lap	Seg.1	Seg.2	Seg.3	Seg.4	Lap Time	km/h	Local Time
14	38.094	19.582	32.773	29.455	1'59.904	170,6	12:23'22.229	1		23.719	37.820	30.277	160,5	11:57'23.746	
15	38.132	19.436	32.179	27.033	1'56.780	177,0	12:25'19.009	2	40.205	20.696	34.237	28.487	2'03.625	169,8	11:59'27.371

32° 21 B. SANCHEZ (1'56.756)							
Lap	Seg.1	Seg.2	Seg.3	Seg.4	Lap Time	km/h	Local Time
1		20.613	34.833	30.063		184,3	11:57'14.567
2	38.060	19.140	32.172	27.384	1'56.756	180,6	11:59'11.323
3	37.819	19.493	33.668	27.649	1'58.629	172,5	12:01'09.952
4	1'03.205	38.024	53.115	1'05.644	3'39.988P	80,3	12:04'49.940

33° 7 N. SETTIMO (1'57.097)							
Lap	Seg.1	Seg.2	Seg.3	Seg.4	Lap Time	km/h	Local Time
1		22.035	35.995	30.033		171,4	11:57'16.366
2	41.184	20.253	33.353	28.456	2'03.246	175,9	11:59'19.612
3	39.973	20.025	34.137	29.234	2'03.369	178,8	12:01'22.981
4	40.101	19.536	33.775	28.223	2'01.635	178,5	12:03'24.616
5	38.194	19.698	33.394	28.089	1'59.375	175,3	12:05'23.991
6	38.475	19.970	33.080	28.559	2'00.084	170,3	12:07'24.075
7	39.379	20.106	33.057	27.663	2'00.205	169,3	12:09'24.280
8	38.410	19.791	32.602	27.662	1'58.465	172,0	12:11'22.745
9	38.383	19.742	33.147	27.674	1'58.946	172,2	12:13'21.691
10	38.419	19.817	33.053	27.731	1'59.020	170,3	12:15'20.711
11	37.917	19.439	32.215	27.526	1'57.097	172,0	12:17'17.808
12	38.193	19.786	32.588	27.607	1'58.174	169,5	12:19'15.982
13	38.879	19.788	32.401	27.572	1'58.640	168,5	12:21'14.622
14	38.238	19.670	32.609	27.648	1'58.165	170,9	12:23'12.787
15	39.410	19.714	33.057	27.750	1'59.931	170,3	12:25'12.718

34° 78 J. FORAY (1'57.178)							
Lap	Seg.1	Seg.2	Seg.3	Seg.4	Lap Time	km/h	Local Time
1		21.432	35.193	29.847		174,8	11:57'17.564
2	39.412	19.990	33.937	28.400	2'01.739	180,0	11:59'19.303
3	39.867	20.000	32.939	27.688	2'00.494	182,1	12:01'19.797
4	38.751	19.871	32.990	27.886	1'59.498C	175,3	12:03'19.295
5	38.059	19.720	32.584	27.757	1'58.120	175,9	12:05'17.415
6	38.148	19.482	32.876	27.730	1'58.236	176,8	12:07'15.651
7	38.658	19.401	33.259	27.736	1'59.054	179,4	12:09'14.705
8	38.434	19.524	33.319	40.622	2'11.899P	174,8	12:11'26.604
9	2'07.918	20.018	35.126	28.771	3'31.833P	170,1	12:14'58.437
10	38.589	19.471	33.046	27.502	1'58.608	174,5	12:16'57.045
11	38.748	19.632	34.241	33.595	2'06.216	174,8	12:19'03.261
12	38.083	19.568	33.062	27.513	1'58.226	173,9	12:21'01.487
13	38.303	19.415	32.994	27.602	1'58.314	176,5	12:22'59.801
14	38.459	19.338	32.891	27.463	1'58.151	175,9	12:24'57.952
15	37.895	19.501	32.562	27.220	1'57.178	176,8	12:26'55.130

35° 4 M. MERCKELBAGH (1'57.463)							
Lap	Seg.1	Seg.2	Seg.3	Seg.4	Lap Time	km/h	Local Time
1		20.853	35.644	28.600		172,5	11:57'15.245
2	38.840	19.967	33.064	27.490	1'59.361C	169,3	11:59'14.606
3	38.390	19.877	32.754	27.476	1'58.497C	167,4	12:01'13.103
4	38.832	19.733	32.910	27.477	1'58.952	167,2	12:03'12.055

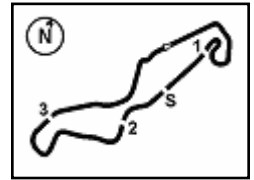
36° 79 T. ALONSO (1'57.474)							
Lap	Seg.1	Seg.2	Seg.3	Seg.4	Lap Time	km/h	Local Time
1		23.719	37.820	30.277		160,5	11:57'23.746
2	40.205	20.696	34.237	28.487	2'03.625	169,8	11:59'27.371
3	39.229	20.630	33.425	28.289	2'01.573	167,7	12:01'28.944
4	38.632	20.424	32.988	28.696	2'00.740	166,4	12:03'29.684
5	38.719	20.020	32.739	28.396	1'59.874	169,5	12:05'29.558
6	38.506	19.913	32.538	28.067	1'59.024	169,0	12:07'28.582
7	39.039	19.606	32.667	27.959	1'59.271	172,5	12:09'27.853
8	38.961	19.698	35.266	27.906	2'01.831	174,8	12:11'29.684
9	38.369	19.693	33.088	27.824	1'58.974	168,0	12:13'28.658
10	38.448	19.630	32.582	27.590	1'58.250	169,8	12:15'26.908
11	38.138	19.758	32.178	27.400	1'57.474	169,5	12:17'24.382
12	38.378	19.669	32.612	27.932	1'58.591	171,7	12:19'22.973
13	38.181	19.705	33.443	27.650	1'58.979	168,2	12:21'21.952
14	38.026	19.976	32.818	27.804	1'58.624	165,6	12:23'20.576
15	38.103	19.944	32.322	27.557	1'57.926	167,2	12:25'18.502

37° 13 D. IOZZO (1'57.756)							
Lap	Seg.1	Seg.2	Seg.3	Seg.4	Lap Time	km/h	Local Time
1		20.951	35.435	29.746		174,8	11:57'16.578
2	39.612	20.029	33.989	28.632	2'02.262	174,8	11:59'18.840
3	39.546	19.577	33.413	27.665	2'00.201	173,4	12:01'19.041
4	40.409	19.547	33.530	27.612	2'01.098C	175,9	12:03'20.139
5	38.585	19.421	32.681	27.191	1'57.878	175,6	12:05'18.017
6	39.750	19.623	33.267	27.716	2'00.356	172,8	12:07'18.373
7	38.490	19.762	33.567	27.721	1'59.540	172,0	12:09'17.913
8	39.557	21.127	35.161	29.858	2'05.703	160,0	12:11'23.616
9	38.827	19.598	32.857	27.119	1'58.401	172,8	12:13'22.017
10	39.081	19.718	33.001	27.678	1'59.478	171,7	12:15'21.495
11	38.346	19.602	32.493	27.315	1'57.756	170,1	12:17'19.251
12	38.828	21.323	33.473	27.560	2'01.184	156,3	12:19'20.435
13	39.793	21.230	33.810	27.524	2'02.357	154,3	12:21'22.792
14	38.450	19.283	32.890	27.429	1'58.052	177,6	12:23'20.844
15	38.886	19.912	32.040	27.150	1'57.988	173,4	12:25'18.832

38° 44 S. LOCHOFF (1'57.989)							
Lap	Seg.1	Seg.2	Seg.3	Seg.4	Lap Time	km/h	Local Time
1		21.545	35.342	30.025		173,9	11:57'17.394
2	40.438	20.361	33.204	28.803	2'02.806	177,9	11:59'20.200
3	40.084	20.410	35.015	28.009	2'03.518	172,0	12:01'23.718
4	39.632	20.313	33.715	29.040	2'02.700	171,7	12:03'26.418
5	39.293	20.128	33.120	28.175	2'00.716	175,6	12:05'27.134
6	39.528	19.941	33.361	28.239	2'01.069	173,6	12:07'28.203
7	38.840	19.797	32.884	28.076	1'59.597	173,1	12:09'27.800
8	38.764	20.559	32.787	28.173	2'00.283	163,6	12:11'28.083
9	38.335	19.641	32.713	27.826	1'58.515	173,4	12:13'26.598
10	38.335	19.552	32.569	27.533	1'57.989	173,6	12:15'24.587
11	38.414	19.880	32.758	28.091	1'59.143	171,2	12:17'23.730
12	38.642	19.911	32.945	27.876	1'59.374	168,2	12:19'23.104
13	38.943	19.810	32.938	27.878	1'59.569	169,0	12:21'22.673
14	38.101	19.616	32.673	27.780	1'58.170C	178,8	12:23'20.843
15	38.885	20.009	32.591	27.427	1'58.912	170,3	12:25'19.755

20/04/2018 P = Pits In/Out - C = Lap Time Cancelled

These data/results cannot be reproduced, stored and/or transmitted in whole or in part by any manner of electronic, mechanical, photocopying, recording, broadcasting or otherwise now known or herein after developed without the previous express consent by the copyright owner, except for reproduction in daily press and regular printed publications



Dutch Round, 20-21-22 April 2018

World Supersport 300 - Chronological Analysis Free Practice 1st Session

39° 58 T. FINOCCHIARO (1'58.291)							
Lap	Seg.1	Seg.2	Seg.3	Seg.4	Lap Time	km/h	Local Time
1		21.527	35.397	30.513		169,8	11:57'14.305
2	40.637	20.438	34.151	29.027	2'04.253	172,2	11:59'18.558
3	40.036	20.374	34.385	29.301	2'04.096	170,1	12:01'22.654
4	40.230	20.150	33.456	28.927	2'02.763	176,5	12:03'25.417
5	39.264	19.928	33.399	28.115	2'00.706	174,8	12:05'26.123
6	39.351	19.782	33.855	28.340	2'01.328	174,2	12:07'27.451
7	38.852	19.692	33.245	28.197	1'59.986	175,6	12:09'27.437
8	39.258	19.650	33.295	27.964	2'00.167	173,1	12:11'27.604
9	38.292	19.608	33.010	27.655	1'58.565	175,3	12:13'26.169
10	38.310	19.445	32.851	27.685	1'58.291	175,3	12:15'24.460
11	38.814	19.752	32.806	28.106	1'59.478	168,8	12:17'23.938
12	38.579	19.476	32.924	27.638	1'58.617	173,1	12:19'22.555
13	38.333	19.816	33.078	27.721	1'58.948	171,4	12:21'21.503
14	38.564	19.497	33.005	27.661	1'58.727	174,2	12:23'20.230
15	40.087	19.792	32.809	27.317	2'00.005	177,3	12:25'20.235

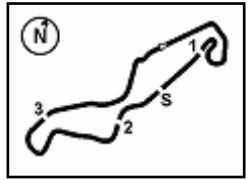
40° 88 B. DAMEN (2'00.013)							
Lap	Seg.1	Seg.2	Seg.3	Seg.4	Lap Time	km/h	Local Time
1		20.900	35.647	29.702		180,6	11:57'15.928
2	40.781	19.758	34.253	28.256	2'03.048	177,9	11:59'18.976
3	40.338	20.104	34.284	28.719	2'03.445	181,5	12:01'22.421
4	40.252	19.645	33.957	28.669	2'02.523	173,1	12:03'24.944
5	40.601	19.477	33.833	27.940	2'01.851	175,3	12:05'26.795
6	39.800	19.650	33.650	28.085	2'01.185	171,7	12:07'27.980
7	39.294	19.743	33.654	27.899	2'00.590	174,8	12:09'28.570
8	39.754	19.591	33.084	27.584	2'00.013	172,2	12:11'28.583
9	39.029	19.510	33.616	45.795	2'17.950P	172,5	12:13'46.533
10	4'44.772	19.730	33.549	28.124	6'06.175P	171,7	12:19'52.708
11	39.771	19.651	34.154	27.796	2'01.372	170,6	12:21'54.080
12	39.264	19.737	33.183	28.008	2'00.192	171,2	12:23'54.272
13	39.324	19.508	33.293	28.263	2'00.388	172,5	12:25'54.660

20/04/2018 P = Pits In/Out - C = Lap Time Cancelled

These data/results cannot be reproduced, stored and/or transmitted in whole or in part by any manner of electronic, mechanical, photocopying, recording, broadcasting or otherwise now known or herein after developed without the previous express consent by the copyright owner, except for reproduction in daily press and regular printed publications on sale to the public within 60 days of the event related to those data/results and always provided that copyright symbol appears together as follows below.

© DORNA WSBK ORGANIZATION Srl 2018



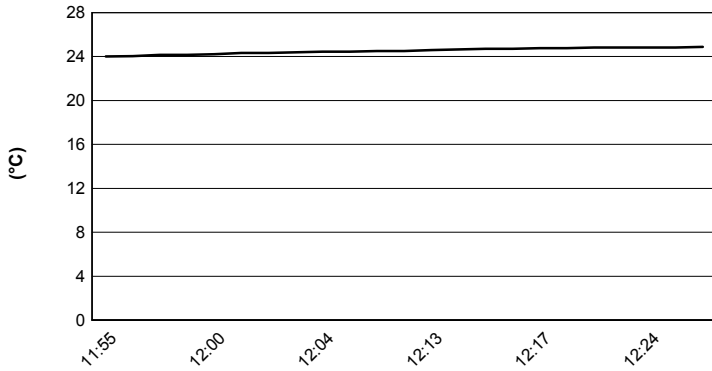


Dutch Round, 20-21-22 April 2018

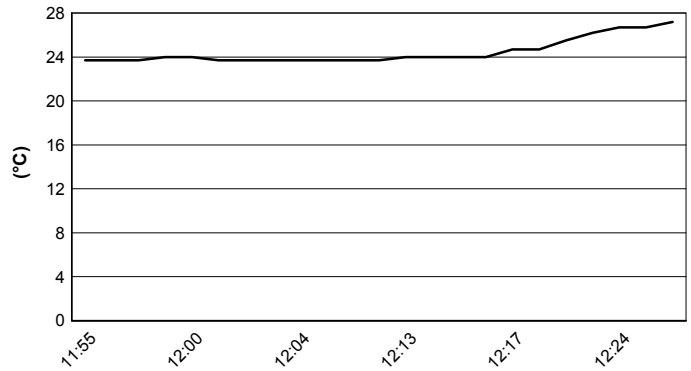
World Supersport 300 - Weather Report Free Practice 1st Session

Session started 11:55 - Session ended 12:27

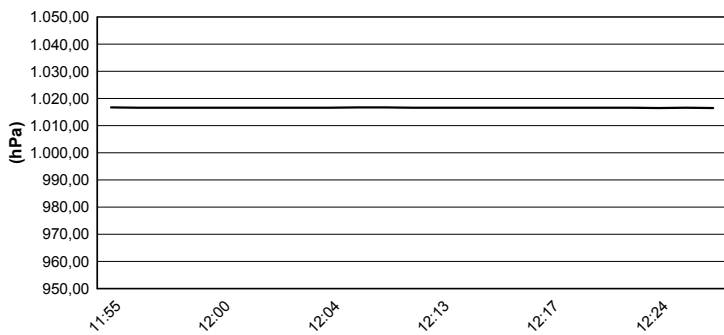
Air Temperature



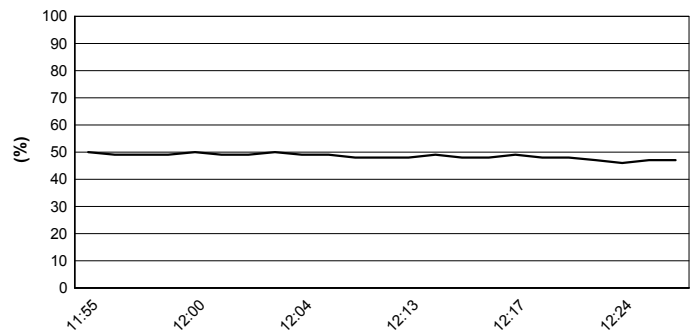
Track Temperature



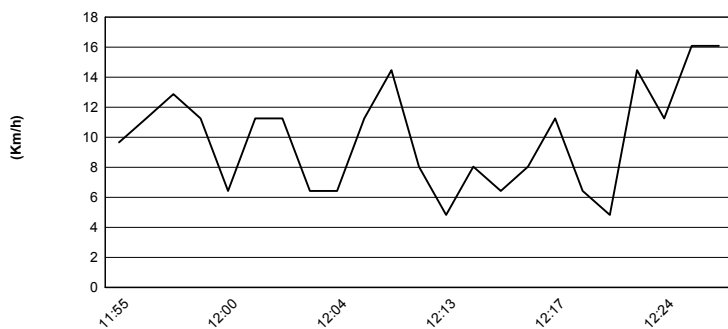
Air Pressure



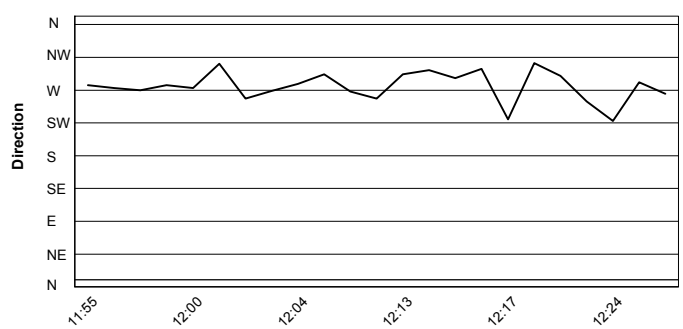
Humidity



Wind Speed



Wind Direction



20/04/2018

These data/results cannot be reproduced, stored and/or transmitted in whole or in part by any manner of electronic, mechanical, photocopying, recording, broadcasting or otherwise now known or herein after developed without the previous express consent by the copyright owner, except for reproduction in daily press and regular printed publications on sale to the public within 60 days of the event related to those data/results and always provided that copyright symbol appears together as follows below.

© DORNA WSBK ORGANIZATION Srl 2018



Official Fuel Supplier



Official Tyre Supplier



Official Timekeeper