

Dutch Round, 20-21-22 April 2018

World Supersport 300 - Results Superpole 1

No.	Rider	Nat	Team	Bike	Time	Gap	Rel.	Laps	Speed	
									Avg	Max
1*	21 B. SANCHEZ	ESP	ETG Racing	Kawasaki Ninja 400	1'51.609			7	146,504	190,8
2*	43 L. GRUNWALD	GER	Freudenberg KTM WorldSSP Team	KTM RC 390 R	1'51.681	0.072	0.072	8	146,410	191,8
3	33 D. VALLE	ESP	BCD Yamaha MS Racing	Yamaha YZF-R3	1'51.740	0.131	0.059	8	146,333	192,2
4	93 W. KHAN	NED	Nutec - Benjan - Kawasaki	Kawasaki Ninja 400	1'51.906	0.297	0.166	8	146,115	189,5
5	71 T. EDWARDS	AUS	Nutec - Benjan - Kawasaki	Kawasaki Ninja 400	1'52.123	0.514	0.217	8	145,833	191,2
6	81 M. GONZALEZ	ESP	Pertamina Almeria BCD Junior Team by MS	Yamaha YZF-R3	1'52.212	0.603	0.089	8	145,717	190,1
7	14 E. DE LA VEGA	FRA	GP Project Team	Kawasaki Ninja 400	1'52.291	0.682	0.079	7	145,615	185,2
8	97 M. KAPPLER	GER	Freudenberg KTM WorldSSP Team	KTM RC 390 R	1'52.335	0.726	0.044	8	145,557	192,9
9	54 F. FULIGNI	ITA	GRT Yamaha WorldSSP300 Team	Yamaha YZF-R3	1'52.419	0.810	0.084	8	145,449	186,9
10	41 J. JÄHNIG	GER	Freudenberg KTM Junior Team	KTM RC 390 R	1'52.543	0.934	0.124	8	145,288	190,8
11	16 M. LUNA BAYEN	ESP	C.M. Racing	Kawasaki Ninja 400	1'52.955	1.346	0.412	8	144,759	190,1
12	99 P. GRASSIA	ITA	BIBLION YAMAHA MOTOXRACING	Yamaha YZF-R3	1'53.068	1.459	0.113	8	144,614	184,6
13	5 R. VOS	NED	KTM Fortron Racing Team	KTM RC 390 R	1'53.252	1.643	0.184	8	144,379	188,5
14	19 L. BERNARDI	ITA	Team Trasimeno	Yamaha YZF-R3	1'53.393	1.784	0.141	8	144,199	187,5
15	28 D. KOOPMAN	NED	GRT Yamaha WorldSSP300 Team	Yamaha YZF-R3	1'53.454	1.845	0.061	8	144,122	187,2
16	12 A. RUSMIPUTRO	INA	Pertamina Almeria BCD by MS Racing	Yamaha YZF-R3	1'53.480	1.871	0.026	8	144,089	190,1
17	27 F. ROVELLI	ITA	Kawasaki ParkinGO Team	Kawasaki Ninja 400	1'53.902	2.293	0.422	1	143,555	183,7
18	18 A. MURLEY	GBR	Team Toth - Yart	Yamaha YZF-R3	1'54.093	2.484	0.191	8	143,315	184,9
19	84 J. OVERBEEKE	NED	Team Trasimeno	Yamaha YZF-R3	1'54.116	2.507	0.023	8	143,286	180,9
20	96 I. PRATNA	INA	TERRA E MOTO	Yamaha YZF-R3	1'54.158	2.549	0.042	7	143,233	182,7
21	13 D. IOZZO	RSA	Racedays	Honda CBR500R	1'54.235	2.626	0.077	8	143,137	189,5
22	64 H. DE CANCELLIS	FRA	Team Toth - Yart	Yamaha YZF-R3	1'54.323	2.714	0.088	8	143,026	186,9
23	7 N. SETTIMO	ITA	Scuderia Maranga Racing	Honda CBR500R	1'54.471	2.862	0.148	8	142,841	184,9
24	30 D. BLIN	POL	Polish Talent Team	Yamaha YZF-R3	1'54.537	2.928	0.066	8	142,759	186,2
25	58 T. FINOCCHIARO	GBR	Scuderia Maranga Racing	Honda CBR500R	1'54.597	2.988	0.060	8	142,684	188,5
26	44 S. LOCHOFF	RSA	Samurai-YART Racing	Yamaha YZF-R3	1'54.870	3.261	0.273	7	142,345	188,2
27	79 T. ALONSO	POR	Samurai-YART Racing	Yamaha YZF-R3	1'54.878	3.269	0.008	7	142,335	186,5
28	78 J. FORAY	FRA	ETG Racing	Kawasaki Ninja 400	1'55.285	3.676	0.407	8	141,833	187,2
29	4 M. MERCKELBAGH	NED	Benro Racing	Yamaha YZF-R3	1'56.100	4.491	0.815	8	140,837	181,5

* Qualified to Superpole 2

AIR	Humidity:	48%	Temp:	17°C
TRACK	Condition:	Dry	Temp:	21°C

Records	Pole (SP2)	2017 B.Sanchez	1'53.814	143,670	Km/h
	Race (RC)	2017 A.Coppola	1'55.070	142,100	Km/h
	Circuit (FP2)	2018 S.Deroue	1'50.887	147,460	Km/h

21/04/2018 Start 11:30 End 11:54 The results are provisional until the end of the time limit for protests and appeals and the completion of the technical checks.

These data/results cannot be reproduced, stored and/or transmitted in whole or in part by any manner of electronic, mechanical, photocopying, recording, broadcasting or otherwise now known or herein after developed without the previous express consent by the copyright owner, except for reproduction in daily press and regular printed publications on sale to the public within 60 days of the event related to those data/results and always provided that copyright symbol appears together as follows below.

© DORNA WSBK ORGANIZATION Srl 2018



Official Fuel Supplier

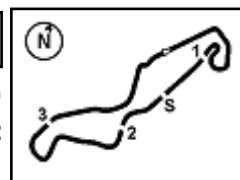


PIRELLI PERUGIA TIMING

Official Tyre Supplier



Official Timekeeper



Dutch Round, 20-21-22 April 2018

World Supersport 300 - Results Superpole 1

Session Highlights

Local Time	No. Rider	Description
11.30.00		Start
11.31.56	79 T. ALONSO	On the Gravel - Re-Joined - Turn 7
11.32.08	71 T. EDWARDS	Current Lap Cancelled - Exceeded Track Limits - Turn 17
11.33.01	71 T. EDWARDS	On the Gravel - Re-Joined - Turn 7
11.33.34	33 D. VALLE	On the Gravel - Turn 7
11.35.21	27 F. ROVELLI	Crashed - Turn 7
11.36.09	33 D. VALLE	Current Lap Cancelled - Exceeded Track Limits - Turn 9
11.36.38	81 M. GONZALEZ	Lap Cancelled (1'53.207) - Exceeded Track Limits - Turn 9
11.37.04	12 A. RUSMIPUTRO	Lap Cancelled (1'54.348) - Exceeded Track Limits - Turn 9
11.37.13	96 I. PRATNA	On the Gravel - Re-Joined - Turn 7
11.37.35		RED FLAG
11.45.00		Session Restart
11.46.54		WorldSSP300 SP2 Pit Lane Will Open at 12.03
11.48.23	14 E. DE LA VEGA	Current Lap Cancelled - Exceeded Track Limits - Turn 17
11.49.27	21 B. SANCHEZ	On the Gravel - Re-Joined - Turn 1
11.50.45	21 B. SANCHEZ	Current Lap Cancelled - Exceeded Track Limits - Turn 8
11.51.35	14 E. DE LA VEGA	Technical Problem - Turn 1
11.51.45	21 B. SANCHEZ	Current Lap Cancelled - Exceeded Track Limits - Turn 17
11.53.01	16 M. LUNA BAYEN	Current Lap Cancelled - Exceeded Track Limits - Turn 9
11.54.23	97 M. KAPPLER	Lap Cancelled (1'52.309) - Exceeded Track Limits - Turn 17
11.54.37		End Of Session

Fastest Laps Sequence

No. Rider	Nat	Team	Bike	Local Time	Time	Gap	Avg
93 W. KHAN	NED	Nutec - Benjan - Kawasaki	Kawasaki Ninja 400	11:33'49.853	1'53.252		144,379
14 E. DE LA VEGA	FRA	GP Project Team	Kawasaki Ninja 400	11:34'04.440	1'52.882	-0.370	144,852
93 W. KHAN	NED	Nutec - Benjan - Kawasaki	Kawasaki Ninja 400	11:35'42.468	1'52.615	-0.267	145,196
43 L. GRUNWALD	GER	Freudenberg KTM WorldSSP Team	KTM RC 390 R	11:35'55.432	1'52.336	-0.279	145,556
71 T. EDWARDS	AUS	Nutec - Benjan - Kawasaki	Kawasaki Ninja 400	11:35'56.366	1'52.123	-0.213	145,833
21 B. SANCHEZ	ESP	ETG Racing	Kawasaki Ninja 400	11:35'59.386	1'51.609	-0.514	146,504

21/04/2018 Start 11:30 End 11:54 The results are provisional until the end of the time limit for protests and appeals and the completion of the technical checks.

These data/results cannot be reproduced, stored and/or transmitted in whole or in part by any manner of electronic, mechanical, photocopying, recording, broadcasting or otherwise now known or herein after developed without the previous express consent by the copyright owner, except for reproduction in daily press and regular printed publications on sale to the public within 60 days of the event related to those data/results and always provided that copyright symbol appears together as follows below.

© DORNA WSBK ORGANIZATION Srl 2018



Official Fuel Supplier



FIKR PERUGIA TIMING

Official Tyre Supplier



Official Timekeeper

Dutch Round, 20-21-22 April 2018

World Supersport 300 - Best Sectors & Speed Superpole 1

BEST LAP			
1	21 B. SANCHEZ	Kawasaki Ninja 400	1'51.609
2	43 L. GRUNWALD	KTM RC 390 R	1'51.681
3	33 D. VALLE	Yamaha YZF-R3	1'51.740
4	93 W. KHAN	Kawasaki Ninja 400	1'51.906
5	71 T. EDWARDS	Kawasaki Ninja 400	1'52.123
6	81 M. GONZALEZ	Yamaha YZF-R3	1'52.212
7	14 E. DE LA VEGA	Kawasaki Ninja 400	1'52.291
8	97 M. KAPPLER	KTM RC 390 R	1'52.335
9	54 F. FULIGNI	Yamaha YZF-R3	1'52.419
10	41 J. JÄHNIG	KTM RC 390 R	1'52.543
11	16 M. LUNA BAYEN	Kawasaki Ninja 400	1'52.955
12	99 P. GRASSIA	Yamaha YZF-R3	1'53.068
13	5 R. VOS	KTM RC 390 R	1'53.252
14	19 L. BERNARDI	Yamaha YZF-R3	1'53.393
15	28 D. KOOPMAN	Yamaha YZF-R3	1'53.454
16	12 A. RUSMIPUTRO	Yamaha YZF-R3	1'53.480
17	27 F. ROVELLI	Kawasaki Ninja 400	1'53.902
18	18 A. MURLEY	Yamaha YZF-R3	1'54.093
19	84 J. OVERBEEKE	Yamaha YZF-R3	1'54.116
20	96 I. PRATNA	Yamaha YZF-R3	1'54.158
21	13 D. IOZZO	Honda CBR500R	1'54.235
22	64 H. DE CANCELLIS	Yamaha YZF-R3	1'54.323
23	7 N. SETTIMO	Honda CBR500R	1'54.471
24	30 D. BLIN	Yamaha YZF-R3	1'54.537
25	58 T. FINOCCHIARO	Honda CBR500R	1'54.597
26	44 S. LOCHOFF	Yamaha YZF-R3	1'54.870
27	79 T. ALONSO	Yamaha YZF-R3	1'54.878
28	78 J. FORAY	Kawasaki Ninja 400	1'55.285
29	4 M. MERCKELBAGH	Yamaha YZF-R3	1'56.100

SPEED			
1	97 M. KAPPLER	KTM RC 390 R	192,9
2	33 D. VALLE	Yamaha YZF-R3	192,2
3	43 L. GRUNWALD	KTM RC 390 R	191,8
4	71 T. EDWARDS	Kawasaki Ninja 400	191,2
5	41 J. JÄHNIG	KTM RC 390 R	190,8
6	21 B. SANCHEZ	Kawasaki Ninja 400	190,8
7	16 M. LUNA BAYEN	Kawasaki Ninja 400	190,1
8	81 M. GONZALEZ	Yamaha YZF-R3	190,1
9	12 A. RUSMIPUTRO	Yamaha YZF-R3	190,1
10	93 W. KHAN	Kawasaki Ninja 400	189,5
11	13 D. IOZZO	Honda CBR500R	189,5
12	5 R. VOS	KTM RC 390 R	188,5
13	58 T. FINOCCHIARO	Honda CBR500R	188,5
14	44 S. LOCHOFF	Yamaha YZF-R3	188,2
15	19 L. BERNARDI	Yamaha YZF-R3	187,5
16	78 J. FORAY	Kawasaki Ninja 400	187,2
17	28 D. KOOPMAN	Yamaha YZF-R3	187,2
18	54 F. FULIGNI	Yamaha YZF-R3	186,9
19	64 H. DE CANCELLIS	Yamaha YZF-R3	186,9
20	79 T. ALONSO	Yamaha YZF-R3	186,5
21	30 D. BLIN	Yamaha YZF-R3	186,2
22	14 E. DE LA VEGA	Kawasaki Ninja 400	185,2
23	7 N. SETTIMO	Honda CBR500R	184,9
24	18 A. MURLEY	Yamaha YZF-R3	184,9
25	99 P. GRASSIA	Yamaha YZF-R3	184,6
26	27 F. ROVELLI	Kawasaki Ninja 400	183,7
27	96 I. PRATNA	Yamaha YZF-R3	182,7
28	4 M. MERCKELBAGH	Yamaha YZF-R3	181,5
29	84 J. OVERBEEKE	Yamaha YZF-R3	180,9

SEG. 1			SEG. 2			SEG. 3			SEG. 4		
1	93 W. KHAN	35.998	1	43 L. GRUNWALD	17.749	1	33 D. VALLE	30.649	1	21 B. SANCHEZ	26.090
2	43 L. GRUNWALD	36.177	2	14 E. DE LA VEGA	17.868	2	93 W. KHAN	30.803	2	43 L. GRUNWALD	26.185
3	21 B. SANCHEZ	36.264	3	21 B. SANCHEZ	17.882	3	81 M. GONZALEZ	30.806	3	41 J. JÄHNIG	26.252
4	71 T. EDWARDS	36.316	4	71 T. EDWARDS	17.950	4	43 L. GRUNWALD	30.865	4	14 E. DE LA VEGA	26.416
5	97 M. KAPPLER	36.386	5	41 J. JÄHNIG	17.970	5	71 T. EDWARDS	30.910	5	5 R. VOS	26.437
6	33 D. VALLE	36.400	6	97 M. KAPPLER	18.006	6	21 B. SANCHEZ	30.960	6	33 D. VALLE	26.454
7	54 F. FULIGNI	36.427	7	81 M. GONZALEZ	18.103	7	97 M. KAPPLER	31.000	7	71 T. EDWARDS	26.458
8	99 P. GRASSIA	36.556	8	5 R. VOS	18.104	8	14 E. DE LA VEGA	31.012	8	16 M. LUNA BAYEN	26.459
9	14 E. DE LA VEGA	36.592	9	16 M. LUNA BAYEN	18.146	9	27 F. ROVELLI	31.023	9	54 F. FULIGNI	26.526
10	27 F. ROVELLI	36.614	10	54 F. FULIGNI	18.164	10	54 F. FULIGNI	31.101	10	99 P. GRASSIA	26.529
11	19 L. BERNARDI	36.628	11	12 A. RUSMIPUTRO	18.190	11	5 R. VOS	31.132	11	81 M. GONZALEZ	26.545
12	12 A. RUSMIPUTRO	36.642	12	93 W. KHAN	18.213	12	99 P. GRASSIA	31.187	12	18 A. MURLEY	26.564
13	16 M. LUNA BAYEN	36.658	13	19 L. BERNARDI	18.229	13	13 D. IOZZO	31.276	13	97 M. KAPPLER	26.576
14	81 M. GONZALEZ	36.685	14	33 D. VALLE	18.237	14	28 D. KOOPMAN	31.297	14	28 D. KOOPMAN	26.648
15	64 H. DE CANCELLIS	36.753	15	99 P. GRASSIA	18.312	15	19 L. BERNARDI	31.351	15	93 W. KHAN	26.666
16	18 A. MURLEY	36.816	16	18 A. MURLEY	18.320	16	64 H. DE CANCELLIS	31.385	16	19 L. BERNARDI	26.728
17	28 D. KOOPMAN	36.880	17	13 D. IOZZO	18.367	17	41 J. JÄHNIG	31.401	17	13 D. IOZZO	26.736
18	41 J. JÄHNIG	36.920	18	28 D. KOOPMAN	18.388	18	16 M. LUNA BAYEN	31.401	18	12 A. RUSMIPUTRO	26.788
19	96 I. PRATNA	37.096	19	58 T. FINOCCHIARO	18.399	19	12 A. RUSMIPUTRO	31.401	19	58 T. FINOCCHIARO	26.815
20	4 M. MERCKELBAGH	37.148	20	44 S. LOCHOFF	18.413	20	84 J. OVERBEEKE	31.454	20	84 J. OVERBEEKE	26.830
21	5 R. VOS	37.155	21	30 D. BLIN	18.434	21	30 D. BLIN	31.485	21	96 I. PRATNA	26.880
22	13 D. IOZZO	37.268	22	7 N. SETTIMO	18.436	22	96 I. PRATNA	31.522	22	30 D. BLIN	26.991
23	7 N. SETTIMO	37.269	23	78 J. FORAY	18.460	23	18 A. MURLEY	31.650	23	27 F. ROVELLI	26.997
24	44 S. LOCHOFF	37.313	24	96 I. PRATNA	18.464	24	7 N. SETTIMO	31.655	24	4 M. MERCKELBAGH	27.039
25	30 D. BLIN	37.343	25	64 H. DE CANCELLIS	18.477	25	44 S. LOCHOFF	31.698	25	7 N. SETTIMO	27.087
26	84 J. OVERBEEKE	37.355	26	84 J. OVERBEEKE	18.477	26	58 T. FINOCCHIARO	31.709	26	44 S. LOCHOFF	27.131
27	79 T. ALONSO	37.365	27	79 T. ALONSO	18.504	27	79 T. ALONSO	31.719	27	78 J. FORAY	27.154
28	58 T. FINOCCHIARO	37.367	28	27 F. ROVELLI	18.513	28	78 J. FORAY	31.829	28	64 H. DE CANCELLIS	27.158
29	78 J. FORAY	37.381	29	4 M. MERCKELBAGH	18.570	29	4 M. MERCKELBAGH	31.940	29	79 T. ALONSO	27.158

21/04/2018

These data/results cannot be reproduced, stored and/or transmitted in whole or in part by any manner of electronic, mechanical, photocopying, recording, broadcasting or otherwise now known or herein after developed without the previous express consent by the copyright owner, except for reproduction in daily press and regular printed publications on sale to the public within 60 days of the event related to those data/results and always provided that copyright symbol appears together as follows below.

© DORNA WSBK ORGANIZATION Srl 2018



Official Fuel Supplier

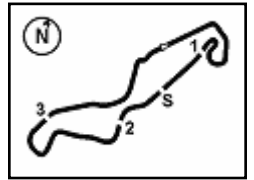


FICR PERUGIA TIMING

Official Tyre Supplier



Official Timekeeper



TT Circuit Assen 4.542 m

Dutch Round, 20-21-22 April 2018

World Supersport 300 - Ideal Times Superpole 1

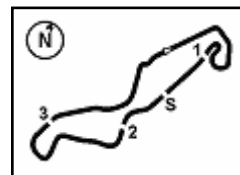
No.	Rider	Nat	Bike	Seg. 1	Seg. 2	Seg. 3	Seg. 4	Ideal Time		
				Diff. 1	Diff. 2	Diff. 3	Diff. 4	Best Lap	Pos.	Diff.
1	43 L. GRUNWALD	GER	KTM RC 390 R	36.177 0.267	17.749 0.300	30.865 0.138	26.185	1'50.976 1'51.681	2	0.705
2	21 B. SANCHEZ	ESP	Kawasaki Ninja 400	36.264 0.189	17.882 0.224	30.960	26.090	1'51.196 1'51.609	1	0.413
3	71 T. EDWARDS	AUS	Kawasaki Ninja 400	36.316 0.273	17.950 0.005	30.910 0.211	26.458	1'51.634 1'52.123	5	0.489
4	93 W. KHAN	NED	Kawasaki Ninja 400	35.998	18.213	30.803 0.104	26.666 0.122	1'51.680 1'51.906	4	0.226
5	33 D. VALLE	ESP	Yamaha YZF-R3	36.400	18.237	30.649	26.454	1'51.740 1'51.740	3	
6	14 E. DE LA VEGA	FRA	Kawasaki Ninja 400	36.592 0.123	17.868	31.012 0.280	26.416	1'51.888 1'52.291	7	0.403
7	97 M. KAPPLER	GER	KTM RC 390 R	36.386	18.006 0.142	31.000 0.065	26.576 0.160	1'51.968 1'52.335	8	0.367
8	81 M. GONZALEZ	ESP	Yamaha YZF-R3	36.685	18.103 0.073	30.806	26.545	1'52.139 1'52.212	6	0.073
9	54 F. FULIGNI	ITA	Yamaha YZF-R3	36.427	18.164	31.101	26.526 0.201	1'52.218 1'52.419	9	0.201
10	41 J. JÄHNIG	GER	KTM RC 390 R	36.920	17.970	31.401	26.252	1'52.543 1'52.543	10	
11	99 P. GRASSIA	ITA	Yamaha YZF-R3	36.556 0.435	18.312	31.187 0.049	26.529	1'52.584 1'53.068	12	0.484
12	16 M. LUNA BAYEN	ESP	Kawasaki Ninja 400	36.658 0.161	18.146 0.010	31.401 0.036	26.459 0.084	1'52.664 1'52.955	11	0.291
13	5 R. VOS	NED	KTM RC 390 R	37.155	18.104	31.132 0.424	26.437	1'52.828 1'53.252	13	0.424
14	19 L. BERNARDI	ITA	Yamaha YZF-R3	36.628	18.229 0.389	31.351 0.007	26.728 0.061	1'52.936 1'53.393	14	0.457
15	12 A. RUSMIPUTRO	INA	Yamaha YZF-R3	36.642 0.380	18.190 0.079	31.401	26.788	1'53.021 1'53.480	16	0.459
16	27 F. ROVELLI	ITA	Kawasaki Ninja 400	36.614 0.755	18.513	31.023	26.997	1'53.147 1'53.902	17	0.755
17	28 D. KOOPMAN	NED	Yamaha YZF-R3	36.880 0.040	18.388 0.037	31.297 0.164	26.648	1'53.213 1'53.454	15	0.241
18	18 A. MURLEY	GBR	Yamaha YZF-R3	36.816 0.151	18.320 0.075	31.650 0.517	26.564	1'53.350 1'54.093	18	0.743
19	13 D. IOZZO	RSA	Honda CBR500R	37.268	18.367	31.276 0.588	26.736	1'53.647 1'54.235	21	0.588
20	64 H. DE CANCELLIS	FRA	Yamaha YZF-R3	36.753	18.477 0.149	31.385	27.158 0.401	1'53.773 1'54.323	22	0.550
21	96 I. PRATNA	INA	Yamaha YZF-R3	37.096	18.464 0.196	31.522	26.880	1'53.962 1'54.158	20	0.196
22	84 J. OVERBEEKE	NED	Yamaha YZF-R3	37.355	18.477	31.454	26.830	1'54.116 1'54.116	19	
23	30 D. BLIN	POL	Yamaha YZF-R3	37.343 0.116	18.434 0.080	31.485	26.991 0.088	1'54.253 1'54.537	24	0.284
24	58 T. FINOCCHIARO	GBR	Honda CBR500R	37.367 0.049	18.399 0.231	31.709 0.027	26.815	1'54.290 1'54.597	25	0.307
25	7 N. SETTIMO	ITA	Honda CBR500R	37.269	18.436	31.655 0.024	27.087	1'54.447 1'54.471	23	0.024
26	44 S. LOCHOFF	RSA	Yamaha YZF-R3	37.313	18.413	31.698 0.315	27.131	1'54.555 1'54.870	26	0.315
27	4 M. MERCKELBAGH	NED	Yamaha YZF-R3	37.148 1.240	18.570 0.105	31.940	27.039 0.058	1'54.697 1'56.100	29	1.403
28	79 T. ALONSO	POR	Yamaha YZF-R3	37.365	18.504 0.019	31.719	27.158 0.113	1'54.746 1'54.878	27	0.132
29	78 J. FORAY	FRA	Kawasaki Ninja 400	37.381	18.460 0.024	31.829	27.154 0.437	1'54.824 1'55.285	28	0.461
Overall Ideal Time				35.998	17.749	30.649	26.090	1'50.486		

21/04/2018

These data/results cannot be reproduced, stored and/or transmitted in whole or in part by any manner of electronic, mechanical, photocopying, recording, broadcasting or otherwise now known or herein after developed without the previous express consent by the copyright owner, except for reproduction in daily press and regular printed publications on sale to the public within 60 days of the event related to those data/results and always provided that copyright symbol appears together as follows below.

© DORNA WSBK ORGANIZATION Srl 2018





TT Circuit Assen 4.542 m

8	37.445	19.459	32.352	28.990	1'58.246	170,3	11:51'08.515	17° 27 F. ROVELLI (1'53.902)							
9	36.658	18.146	31.578	26.359	1'52.741C	186,5	11:53'01.256	Lap	Seg.1	Seg.2	Seg.3	Seg.4	Lap Time	km/h	Local Time
12° 99 P. GRASSIA (1'53.068)								1		19.103	33.100	27.372	184,6	11:32'24.670	
								2	37.369	18.513	31.023	26.997	1'53.902	183,7	11:34'18.572
18° 18 A. MURLEY (1'54.093)								Lap	Seg.1	Seg.2	Seg.3	Seg.4	Lap Time	km/h	Local Time
								1		19.379	32.525	27.801	181,2	11:32'00.361	
13° 5 R. VOS (1'53.252)								2	37.211	18.621	32.163	27.286	1'55.281	180,6	11:33'55.642
								3	39.392	19.451	32.273	29.637	2'00.753	175,3	11:35'56.395
19° 84 J. OVERBEEKE (1'54.116)								4	37.879	19.073	32.644	27.228	1'56.824C	179,1	11:37'53.219
								5	44.734	21.701	35.223	49.400	2'31.058CP	160,5	11:40'24.277
14° 19 L. BERNARDI (1'53.393)								6	5'17.140	20.695	31.916	27.606	6'37.357P	157,4	11:47'01.634
								7	36.967	18.395	32.167	26.564	1'54.093	184,9	11:48'55.727
20° 96 I. PRATNA (1'54.158)								8	36.816	18.945	31.650	27.187	1'54.598	182,1	11:50'50.325
								9	37.157	18.320	32.152	26.919	1'54.548	183,1	11:52'44.873
15° 28 D. KOOPMAN (1'53.454)								Lap	Seg.1	Seg.2	Seg.3	Seg.4	Lap Time	km/h	Local Time
								1		19.504	32.614	27.901	175,6	11:32'01.813	
21° 13 D. IOZZO (1'54.235)								2	38.006	19.109	32.303	27.816	1'57.234	180,3	11:33'59.047
								3	39.264	19.155	32.414	27.414	1'58.247	179,1	11:35'57.294
16° 12 A. RUSMIPUTRO (1'53.480)								4	37.476	18.750	31.997	27.075	1'55.298C	178,8	11:37'52.592
								5	42.992	21.747	36.042	47.885	2'28.666CP	167,7	11:40'21.258
22° 64 H. DE CANCELLIS (1'54.323)								6	5'15.727	19.145	32.926	29.646	6'37.444P	177,9	11:46'58.702
								7	37.530	19.188	31.837	27.367	1'55.922	176,5	11:48'54.624
17° 99 P. GRASSIA (1'53.068)								8	37.612	19.136	31.598	27.285	1'55.631	175,3	11:50'50.255
								9	37.355	18.477	31.454	26.830	1'54.116	180,9	11:52'44.371
18° 18 A. MURLEY (1'54.093)								Lap	Seg.1	Seg.2	Seg.3	Seg.4	Lap Time	km/h	Local Time
								1		26.345	36.648	28.550	120,8	11:33'51.483	
19° 84 J. OVERBEEKE (1'54.116)								2	40.457	19.447	34.262	27.143	2'01.309	171,4	11:35'52.792
								3	37.504		29.964	2'03.792C	179,1	11:37'56.584	
20° 96 I. PRATNA (1'54.158)								4	42.853	21.829	34.257	48.103	2'27.042CP	168,0	11:40'23.626
								5	5'12.658	19.024	32.740	27.986	6'32.408P	176,5	11:46'56.034
21° 13 D. IOZZO (1'54.235)								6	38.156	18.464	32.802	27.185	1'56.607	182,7	11:48'52.641
								7	37.096	18.660	31.522	26.880	1'54.158	179,1	11:50'46.799
22° 64 H. DE CANCELLIS (1'54.323)								8	37.711	18.688	32.397	27.252	1'56.048	182,1	11:52'42.847
								Lap	Seg.1	Seg.2	Seg.3	Seg.4	Lap Time	km/h	Local Time
13° 5 R. VOS (1'53.252)								1		19.346	32.720	27.592	179,7	11:32'00.127	
								2	37.979	18.972	32.203	27.483	1'56.637	183,7	11:33'56.764
14° 19 L. BERNARDI (1'53.393)								3	37.859	18.598	31.874	27.281	1'55.612	182,4	11:35'52.376
								4	37.629	18.719	31.867	27.082	1'55.297C	181,2	11:37'47.673
15° 28 D. KOOPMAN (1'53.454)								5	42.546	20.526	35.253	45.552	2'23.877CP	168,8	11:40'11.550
								6	5'27.918	18.444	32.665	28.490	6'47.517P	185,6	11:46'59.067
16° 12 A. RUSMIPUTRO (1'53.480)								7	37.918	18.472	32.350	27.128	1'55.868	189,5	11:48'54.935
								8	37.648	18.717	31.276	27.334	1'54.975	182,7	11:50'49.910
17° 99 P. GRASSIA (1'53.068)								9	37.268	18.367	31.864	26.736	1'54.235	184,0	11:52'44.145
								Lap	Seg.1	Seg.2	Seg.3	Seg.4	Lap Time	km/h	Local Time
18° 18 A. MURLEY (1'54.093)								1		19.641	33.827	27.900	174,5	11:32'01.098	
								2	38.038	18.827	31.422	27.158	1'55.445	180,6	11:33'56.543
19° 84 J. OVERBEEKE (1'54.116)								3	37.331	18.826	31.434	27.363	1'54.954	177,6	11:35'51.497
								4	36.980	19.107	31.867	27.419	1'55.373C	173,4	11:37'46.870
20° 96 I. PRATNA (1'54.158)								5	42.488	20.955	34.202	43.191	2'20.836CP	167,4	11:40'07.706
								6	5'29.971	18.793	32.513	28.496	6'49.773P	182,4	11:46'57.479
21° 13 D. IOZZO (1'54.235)								7	36.959	18.477	31.819	27.281	1'54.536	186,9	11:48'52.015
								8	36.851	18.485	31.528	28.030	1'54.894	181,2	11:50'46.909
22° 64 H. DE CANCELLIS (1'54.323)								9	36.753	18.626	31.385	27.559	1'54.323	180,0	11:52'41.232

21/04/2018 P = Pits In/Out - C = Lap Time Cancelled

These data/results cannot be reproduced, stored and/or transmitted in whole or in part by any manner of electronic, mechanical, photocopying, recording, broadcasting or otherwise now known or herein after developed without the previous express consent by the copyright owner, except for reproduction in daily press and regular printed publications on sale to the public within 60 days of the event related to those data/results and always provided that copyright symbol appears together as follows below.

© DORNA WSBK ORGANIZATION Srl 2018



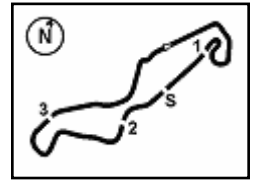
Official Fuel Supplier



Official Tyre Supplier



Official Timekeeper



TT Circuit Assen 4.542 m

Dutch Round, 20-21-22 April 2018

World Supersport 300 - Chronological Analysis Superpole 1

23° 7 N. SETTIMO (1'54.471)							
Lap	Seg.1	Seg.2	Seg.3	Seg.4	Lap Time	km/h	Local Time
1		19.256	32.725	27.964		182,1	11:32'01.340
2	38.272	18.865	32.159	28.157	1'57.453	184,9	11:33'58.793
3	38.118	18.893	31.969	28.423	1'57.403	179,7	11:35'56.196
4	37.762	18.829	32.017	27.014	1'55.622C	180,9	11:37'51.818
5	43.288	19.998	33.571	51.379	2'28.236CP	175,9	11:40'20.054
6	5'21.486	20.919	32.327	27.370	6'42.102P	167,4	11:47'02.156
7	37.680	18.601	31.754	27.189	1'55.224	184,9	11:48'57.380
8	37.269	18.436	31.679	27.087	1'54.471	184,6	11:50'51.851
9	37.288	18.778	31.655	27.091	1'54.812	183,7	11:52'46.663

24° 30 D. BLIN (1'54.537)							
Lap	Seg.1	Seg.2	Seg.3	Seg.4	Lap Time	km/h	Local Time
1		20.161	33.104	28.417		168,5	11:32'00.728
2	38.658	18.875	32.681	28.229	1'58.443	180,9	11:33'59.171
3	38.783	19.325	32.265	27.637	1'58.010	173,4	11:35'57.181
4	38.371	18.938	31.652	27.251	1'56.212C	179,4	11:37'53.393
5	44.691	20.934	35.160	49.014	2'29.799CP	170,6	11:40'23.192
6	5'17.555	20.508	32.448	27.814	6'38.325P	157,4	11:47'01.517
7	37.343	18.708	31.863	26.991	1'54.905	183,1	11:48'56.422
8	37.665	18.434	32.147	27.019	1'55.265	186,2	11:50'51.687
9	37.459	18.514	31.485	27.079	1'54.537	184,0	11:52'46.224

25° 58 T. FINOCCHIARO (1'54.597)							
Lap	Seg.1	Seg.2	Seg.3	Seg.4	Lap Time	km/h	Local Time
1		19.280	32.358	27.590		184,0	11:32'01.448
2	38.520	18.827	32.455	28.015	1'57.817	184,6	11:33'59.265
3	38.791	18.653	31.895	27.985	1'57.324	183,4	11:35'56.589
4	39.557	19.091	31.709	29.356	1'59.713C	177,6	11:37'56.302
5	42.502	21.794	34.627	50.107	2'29.030CP	157,2	11:40'25.332
6	5'15.961	20.839	32.288	27.568	6'36.656P	150,4	11:47'01.988
7	37.416	18.630	31.736	26.815	1'54.597	185,2	11:48'56.585
8	37.367	18.399	32.084	27.257	1'55.107	188,5	11:50'51.692
9	37.995	18.514	32.097	28.420	1'57.026	184,9	11:52'48.718

26° 44 S. LOCHOFF (1'54.870)							
Lap	Seg.1	Seg.2	Seg.3	Seg.4	Lap Time	km/h	Local Time
1		19.594	33.322	27.768		178,5	11:32'25.168
2	38.304	19.267	32.247	28.433	1'58.251	178,2	11:34'23.419
3	38.277	19.399	32.060	28.227	1'57.963	175,6	11:36'21.382
4	38.171	19.320	34.527	53.095	2'25.113CP	175,0	11:38'46.495
5	6'51.991	18.845	32.652	28.751	8'12.239P	182,4	11:46'58.734
6	38.080	19.120	32.315	27.438	1'56.953	186,9	11:48'55.687
7	37.728	18.625	31.698	27.415	1'55.466	188,2	11:50'51.153
8	37.313	18.413	32.013	27.131	1'54.870	185,2	11:52'46.023

27° 79 T. ALONSO (1'54.878)							
Lap	Seg.1	Seg.2	Seg.3	Seg.4	Lap Time	km/h	Local Time
1				29.195		C 175,0	11:32'42.809
2	39.042	19.327	32.551	28.879	1'59.799	175,3	11:34'42.608
3	38.365	19.974	32.080	27.982	1'58.401	175,6	11:36'41.009
4	37.759	19.305	35.995	48.016	2'21.075CP	174,8	11:39'02.084
5	6'36.647	19.056	32.721	28.725	7'57.149P	184,0	11:46'59.233
6	38.405	18.626	32.657	27.158	1'56.846	182,7	11:48'56.079
7	37.654	18.504	31.938	27.258	1'55.354	186,5	11:50'51.433
8	37.365	18.523	31.719	27.271	1'54.878	183,4	11:52'46.311

28° 78 J. FORAY (1'55.285)							
Lap	Seg.1	Seg.2	Seg.3	Seg.4	Lap Time	km/h	Local Time
1		19.228	32.391	27.917		180,3	11:31'59.336
2	37.968	18.676	32.265	27.592	1'56.501	183,1	11:33'55.837
3	37.588	18.570	31.847	27.479	1'55.484	183,7	11:35'51.321
4	37.488	18.634	32.039	27.302	1'55.463C	183,7	11:37'46.784

21/04/2018 P = Pits In/Out - C = Lap Time Cancelled

These data/results cannot be reproduced, stored and/or transmitted in whole or in part by any manner of electronic, mechanical, photocopying, recording, broadcasting or otherwise now known or herein after developed without the previous express consent by the copyright owner, except for reproduction in daily press and regular printed publications on sale to the public within 60 days of the event related to those data/results and always provided that copyright symbol appears together as follows below.

© DORNA WSBK ORGANIZATION Srl 2018



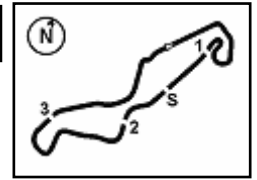
Official Fuel Supplier



Official Tyre Supplier

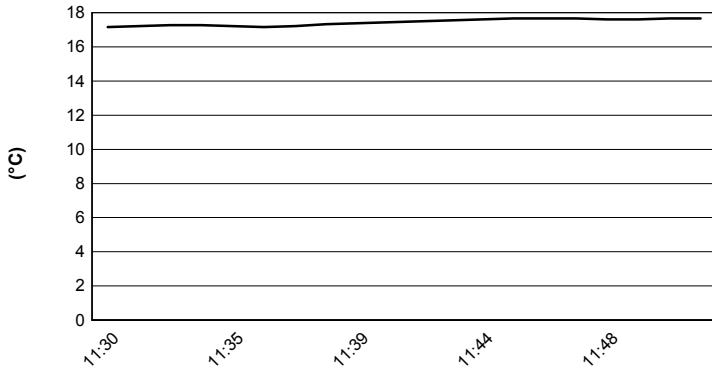


Official Timekeeper

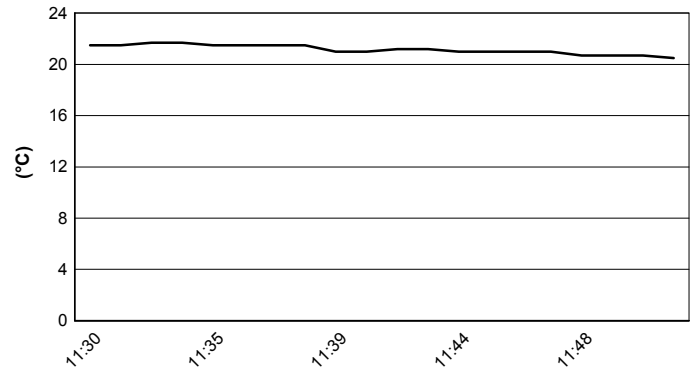


Dutch Round, 20-21-22 April 2018
World Supersport 300 - Weather Report Superpole 1
 Session started 11:30 - Session ended 11:54


Air Temperature



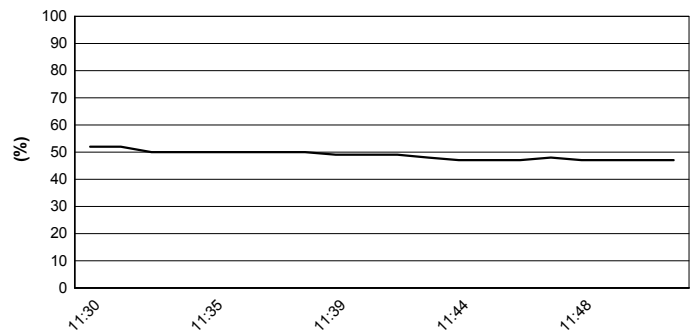
Track Temperature



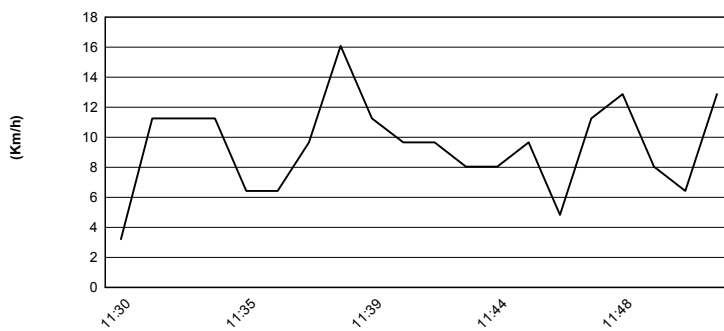
Air Pressure



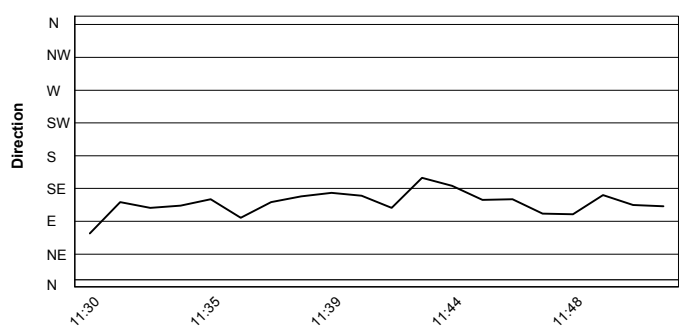
Humidity



Wind Speed



Wind Direction



21/04/2018

These data/results cannot be reproduced, stored and/or transmitted in whole or in part by any manner of electronic, mechanical, photocopying, recording, broadcasting or otherwise now known or herein after developed without the previous express consent by the copyright owner, except for reproduction in daily press and regular printed publications on sale to the public within 60 days of the event related to those data/results and always provided that copyright symbol appears together as follows below.

© DORNA WSBK ORGANIZATION Srl 2018



Official Fuel Supplier



FICR PERUGIA TIMING

Official Tyre Supplier



Official Timekeeper