

Dutch Round, 20-21-22 April 2018

World Supersport 300 - Free Practices & Superpole Combined Results

TT Circuit Assen 4.542 m

No.	Rider	Nat	Team	Bike	FPs	LL	Superpole	Gap	Time	Avg
1	8 M. PEREZ	ESP	Kawasaki ParkinGO Team	Kawasaki Ninja 400	1'51.258	26	1'50.165		1'50.165	148,425
2	17 K. MEUFFELS	NED	KTM Fortron Junior Team	KTM RC 390 R	1'50.932	29	1'50.201	0.036	1'50.201	148,376
3	2 A. CARRASCO	ESP	DS Junior Team	Kawasaki Ninja 400	1'50.967	25	1'50.351	0.186	1'50.351	148,174
4	15 G. VAN STRAALEN	NED	KTM Fortron Racing Team	KTM RC 390 R	1'51.647	25	1'50.464	0.299	1'50.464	148,023
5	6 R. SCHOTMAN	NED	Motoport Kawasaki	Kawasaki Ninja 400	1'51.427	26	1'50.539	0.374	1'50.539	147,922
6	20 D. LOUREIRO	RSA	DS Junior Team	Kawasaki Ninja 400	1'51.704	27	1'50.680	0.515	1'50.680	147,734
7	95 S. DEROUE	NED	Motoport Kawasaki	Kawasaki Ninja 400	1'50.887	26	1'50.840	0.675	1'50.840	147,521
8	21 B. SANCHEZ	ESP	ETG Racing	Kawasaki Ninja 400	1'52.229	16	1'50.900	0.735	1'50.900	147,441
9	43 L. GRUNWALD	GER	Freudenberg KTM WorldSSP Team	KTM RC 390 R	1'52.253	25	1'51.974	1.809	1'51.974	146,027
10	55 G. HENDRA PRATAMA	INA	BIBLION YAMAHA MOTOXRACING	Yamaha YZF-R3	1'51.860	29	1'52.184	2.019	1'52.184	145,753
11	22 M. KALININ	UKR	GP Project Team	Kawasaki Ninja 400	1'51.988	30	1'52.609	2.444	1'52.609	145,203
12	69 M. HERRERA	ESP	BCD Yamaha MS Racing	Yamaha YZF-R3	1'51.923	30	1'52.789	2.624	1'52.789	144,972
13	33 D. VALLE	ESP	BCD Yamaha MS Racing	Yamaha YZF-R3	1'52.509	27	1'51.740		1'51.740	146,333
14	93 W. KHAN	NED	Nutec - Benjan - Kawasaki	Kawasaki Ninja 400	1'52.735	18	1'51.906	0.166	1'51.906	146,115
15	71 T. EDWARDS	AUS	Nutec - Benjan - Kawasaki	Kawasaki Ninja 400	1'52.476	19	1'52.123	0.383	1'52.123	145,833
16	81 M. GONZALEZ	ESP	Pertamina Almeria BCD Junior Team by MS	Yamaha YZF-R3	1'53.502	20	1'52.212	0.472	1'52.212	145,717
17	14 E. DE LA VEGA	FRA	GP Project Team	Kawasaki Ninja 400	1'52.285	22	1'52.291	0.551	1'52.291	145,615
18	97 M. KAPPLER	GER	Freudenberg KTM WorldSSP Team	KTM RC 390 R	1'53.372	30	1'52.335	0.595	1'52.335	145,557
19	54 F. FULIGNI	ITA	GRT Yamaha WorldSSP300 Team	Yamaha YZF-R3	1'53.879	26	1'52.419	0.679	1'52.419	145,449
20	41 J. JÄHNIG	GER	Freudenberg KTM Junior Team	KTM RC 390 R	1'52.416	28	1'52.543	0.803	1'52.543	145,288
21	16 M. LUNA BAYEN	ESP	C.M. Racing	Kawasaki Ninja 400	1'52.785	30	1'52.955	1.215	1'52.955	144,759
22	99 P. GRASSIA	ITA	BIBLION YAMAHA MOTOXRACING	Yamaha YZF-R3	1'52.557	27	1'53.068	1.328	1'53.068	144,614
23	5 R. VOS	NED	KTM Fortron Racing Team	KTM RC 390 R	1'53.701	27	1'53.252	1.512	1'53.252	144,379
24	19 L. BERNARDI	ITA	Team Trasimeno	Yamaha YZF-R3	1'53.965	29	1'53.393	1.653	1'53.393	144,199
25	28 D. KOOPMAN	NED	GRT Yamaha WorldSSP300 Team	Yamaha YZF-R3	1'53.105	30	1'53.454	1.714	1'53.454	144,122
26	12 A. RUSMIPUTRO	INA	Pertamina Almeria BCD by MS Racing	Yamaha YZF-R3	1'52.748	25	1'53.480	1.740	1'53.480	144,089
27	27 F. ROVELLI	ITA	Kawasaki ParkinGO Team	Kawasaki Ninja 400	1'52.000	27	1'53.902	2.162	1'53.902	143,555
28	18 A. MURLEY	GBR	Team Toth - Yart	Yamaha YZF-R3	1'54.667	25	1'54.093	2.353	1'54.093	143,315
29	84 J. OVERBEEKE	NED	Team Trasimeno	Yamaha YZF-R3	1'55.988	22	1'54.116	2.376	1'54.116	143,286
30	96 I. PRATNA	INA	TERRA E MOTO	Yamaha YZF-R3	1'55.780	28	1'54.158	2.418	1'54.158	143,233
31	13 D. IOZZO	RSA	Racedays	Honda CBR500R	1'57.402	28	1'54.235	2.495	1'54.235	143,137
32	64 H. DE CANCELLIS	FRA	Team Toth - Yart	Yamaha YZF-R3	1'54.713	26	1'54.323	2.583	1'54.323	143,026
33	7 N. SETTIMO	ITA	Scuderia Maranga Racing	Honda CBR500R	1'56.831	29	1'54.471	2.731	1'54.471	142,841
34	30 D. BLIN	POL	Polish Talent Team	Yamaha YZF-R3	1'53.788	29	1'54.537	2.797	1'54.537	142,759
35	58 T. FINOCCHIARO	GBR	Scuderia Maranga Racing	Honda CBR500R	1'56.694	28	1'54.597	2.857	1'54.597	142,684
36	44 S. LOCHOFF	RSA	Samurai-YART Racing	Yamaha YZF-R3	1'56.961	27	1'54.870	3.130	1'54.870	142,345
37	79 T. ALONSO	POR	Samurai-YART Racing	Yamaha YZF-R3	1'57.086	28	1'54.878	3.138	1'54.878	142,335
38	78 J. FORAY	FRA	ETG Racing	Kawasaki Ninja 400	1'55.402	28	1'55.285	3.545	1'55.285	141,833
39	4 M. MERCKELBAGH	NED	Benro Racing	Yamaha YZF-R3	1'56.379	26	1'56.100	4.360	1'56.100	140,837
----- Not Qualified -----										
NQ	88 B. DAMEN	NED	Bibi's Racing Team	KTM RC 390 R	1'58.893	26			1'58.893	137,529

21/04/2018

The results are provisional until the end of the time limit for protests and appeals and the completion of the technical checks.

These data/results cannot be reproduced, stored and/or transmitted in whole or in part by any manner of electronic, mechanical, photocopying, recording, broadcasting or otherwise now known or herein after developed without the previous express consent by the copyright owner, except for reproduction in daily press and regular printed publications on sale to the public within 60 days of the event related to those data/results and always provided that copyright symbol appears together as follows below.

© DORNA WSBK ORGANIZATION Srl 2018



Official Fuel Supplier

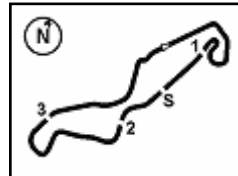


FKR PERUGIA TIMING

Official Tyre Supplier



Official Timekeeper



TT Circuit Assen 4.542 m

Dutch Round, 20-21-22 April 2018

World Supersport 300 - Provisional Starting Grid

12 Laps x 4,542 km = 54,504 km

1	8 PEREZ M. Kawasaki 1'50.165 SP2	2	17 MEUFFELS K. KTM 1'50.201 SP2	3	2 CARRASCO A. Kawasaki 1'50.351 SP2
2	15 VAN STRAALLEN G. KTM 1'50.464 SP2	5	20 LOUREIRO D. Kawasaki 1'50.680 SP2	6	43 GRUNWALD L. KTM 1'51.974 SP2
3	22 KALININ M. Kawasaki 1'52.609 SP2	8*	6 SCHOTMAN R. Kawasaki 1'50.539 SP2	9	69 HERRERA M. Yamaha 1'52.789 SP2
4	95 DEROUÉ S. Kawasaki 1'50.840 SP2	11*	21 SANCHEZ B. Kawasaki 1'50.900 SP2	12	33 VALLE D. Yamaha 1'51.740 SP1
5	55 HENDRA PRATAMA G. Yamaha 1'52.184 SP2	14	93 KHAN W. Kawasaki 1'51.906 SP1	15	71 EDWARDS T. Kawasaki 1'52.123 SP1
6	81 GONZALEZ M. Yamaha 1'52.212 SP1	17	14 DE LA VEGA E. Kawasaki 1'52.291 SP1	18	97 KAPPLER M. KTM 1'52.335 SP1
7	54 FULIGNI F. Yamaha 1'52.419 SP1	20	41 JÄHNIG J. KTM 1'52.543 SP1	21	16 LUNA BAYEN M. Kawasaki 1'52.955 SP1
8	99 GRASSIA P. Yamaha 1'53.068 SP1	23	5 VOS R. KTM 1'53.252 SP1	24	19 BERNARDI L. Yamaha 1'53.393 SP1
9	28 KOOPMAN D. Yamaha 1'53.454 SP1	26	12 RUSMIPUTRO A. Yamaha 1'53.480 SP1	27	27 ROVELLI F. Kawasaki 1'53.902 SP1
10	18 MURLEY A. Yamaha 1'54.093 SP1	29	84 OVERBEEKE J. Yamaha 1'54.116 SP1	30	96 PRATNA I. Yamaha 1'54.158 SP1
11	13 IOZZO D. Honda 1'54.235 SP1	32	64 DE CANCELLIS H. Yamaha 1'54.323 SP1	33	7 SETTIMO N. Honda 1'54.471 SP1
12	30 BLIN D. Yamaha 1'54.537 SP1	35	58 FINOCCHIARO T. Honda 1'54.597 SP1	36	44 LOCHOFF S. Yamaha 1'54.870 SP1
13	79 ALONSO T. Yamaha 1'54.878 SP1	38	78 FORAY J. Kawasaki 1'55.285 SP1	39	4 MERCKELBAGH M. Yamaha 1'56.100 SP1

N.6 (Schotman R.), N.21 (Sanchez B.), N.55 (Hendra Pratama G.), N.95 (Deroue S.) have been demoted by 3 grid positions according to Art. 1.21.2

* = Penalized

21/04/2018 Jury President

..... Race Director



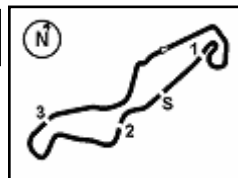
Official Fuel Supplier



Official Tyre Supplier



Official Timekeeper



TT Circuit Assen 4.542 m

1 / 2

Dutch Round, 20-21-22 April 2018

World Supersport 300 - Results Superpole 2

No.	Rider	Nat	Team	Bike	Time	Gap	Rel.	Laps	Speed	
									Avg	Max
1	8 M. PEREZ	ESP	Kawasaki ParkinGO Team	Kawasaki Ninja 400	1'50.165			6	148,425	188,5
2	17 K. MEUFFELS	NED	KTM Fortron Junior Team	KTM RC 390 R	1'50.201	0.036	0.036	7	148,376	192,2
3	2 A. CARRASCO	ESP	DS Junior Team	Kawasaki Ninja 400	1'50.351	0.186	0.150	7	148,174	188,5
4	15 G. VAN STRAALEN	NED	KTM Fortron Racing Team	KTM RC 390 R	1'50.464	0.299	0.113	7	148,023	188,5
5	6 R. SCHOTMAN	NED	Motoport Kawasaki	Kawasaki Ninja 400	1'50.539	0.374	0.075	7	147,922	189,5
6	20 D. LOUREIRO	RSA	DS Junior Team	Kawasaki Ninja 400	1'50.680	0.515	0.141	7	147,734	189,1
7	95 S. DEROUE	NED	Motoport Kawasaki	Kawasaki Ninja 400	1'50.840	0.675	0.160	7	147,521	189,5
8	21 B. SANCHEZ	ESP	ETG Racing	Kawasaki Ninja 400	1'50.900	0.735	0.060	7	147,441	191,8
9	43 L. GRUNWALD	GER	Freudenberg KTM WorldSSP Team	KTM RC 390 R	1'51.974	1.809	1.074	7	146,027	188,5
10	55 G. HENDRA PRATAMA	INA	BIBLION YAMAHA MOTOXRACING	Yamaha YZF-R3	1'52.184	2.019	0.210	7	145,753	188,8
11	22 M. KALININ	UKR	GP Project Team	Kawasaki Ninja 400	1'52.609	2.444	0.425	6	145,203	184,6
12	69 M. HERRERA	ESP	BCD Yamaha MS Racing	Yamaha YZF-R3	1'52.789	2.624	0.180	7	144,972	189,8

AIR	Humidity:	45%	Temp:	17°C
TRACK	Condition:	Dry	Temp:	20°C

Records	Pole (SP2)	2017 B.Sanchez	1'53.814	143,670	Km/h
	Race (RC)	2017 A.Coppola	1'55.070	142,100	Km/h
	Circuit (FP2)	2018 S.Deroue	1'50.887	147,460	Km/h

21/04/2018 Start End The results are provisional until the end of the time limit for protests and appeals
 12:03 12:19 and the completion of the technical checks.

These data/results cannot be reproduced, stored and/or transmitted in whole or in part by any manner of electronic, mechanical, photocopying, recording, broadcasting or otherwise now known or herein after developed without the previous express consent by the copyright owner, except for reproduction in daily press and regular printed publications on sale to the public within 60 days of the event related to those data/results and always provided that copyright symbol appears together as follows below.

© DORNA WSBK ORGANIZATION Srl 2018



Official Fuel Supplier

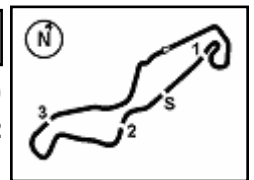


FIKR PERUGIA TIMING

Official Tyre Supplier



Official Timekeeper



Dutch Round, 20-21-22 April 2018

World Supersport 300 - Results Superpole 2

Session Highlights

Local Time	No. Rider	Description
12.03.00		Start
12.07.10	6 R. SCHOTMAN	On the Gravel - Re-Joined - Turn 1
12.09.23	95 S. DEROUE	On the Gravel - Re-Joined - Turn 1
12.11.34	21 B. SANCHEZ	Lap Cancelled (1'56.838) - Exceeded Track Limits - Turn 17
12.12.35	55 G. HENDRA PRATAMA	On the Gravel - Re-Joined - Turn 2
12.17.58	8 M. PEREZ	Crashed - Turn 7
12.18.31	22 M. KALININ	Crashed - Turn 8
12.19.41		End Of Session

Fastest Laps Sequence

No.	Rider	Nat	Team	Bike	Local Time	Time	Gap	Avg
6	R. SCHOTMAN	NED	Motoport Kawasaki	Kawasaki Ninja 400	12:06'53.323	1'53.087		144,590
20	D. LOUREIRO	RSA	DS Junior Team	Kawasaki Ninja 400	12:07'18.359	1'52.748	-0.339	145,024
2	A. CARRASCO	ESP	DS Junior Team	Kawasaki Ninja 400	12:07'20.319	1'51.683	-1.065	146,407
17	K. MEUFFELS	NED	KTM Fortron Junior Team	KTM RC 390 R	12:07'45.577	1'51.163	-0.520	147,092
8	M. PEREZ	ESP	Kawasaki ParkinGO Team	Kawasaki Ninja 400	12:09'11.210	1'50.165	-0.998	148,425

Start 12:03 End 12:19 The results are provisional until the end of the time limit for protests and appeals and the completion of the technical checks.

These data/results cannot be reproduced, stored and/or transmitted in whole or in part by any manner of electronic, mechanical, photocopying, recording, broadcasting or otherwise now known or herein after developed without the previous express consent by the copyright owner, except for reproduction in daily press and regular printed publications on sale to the public within 60 days of the event related to those data/results and always provided that copyright symbol appears together as follows below.

© DORNA WSBK ORGANIZATION Srl 2018



Official Fuel Supplier

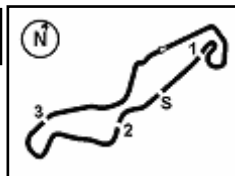


FIKR PERUGIA TIMING

Official Tyre Supplier



Official Timekeeper



TT Circuit Assen 4.542 m

Dutch Round, 20-21-22 April 2018

World Supersport 300 - Best Sectors & Speed Superpole 2

BEST LAP			
1	8 M. PEREZ	Kawasaki Ninja 400	1'50.165
2	17 K. MEUFFELS	KTM RC 390 R	1'50.201
3	2 A. CARRASCO	Kawasaki Ninja 400	1'50.351
4	15 G. VAN STRAALLEN	KTM RC 390 R	1'50.464
5	6 R. SCHOTMAN	Kawasaki Ninja 400	1'50.539
6	20 D. LOUREIRO	Kawasaki Ninja 400	1'50.680
7	95 S. DEROUE	Kawasaki Ninja 400	1'50.840
8	21 B. SANCHEZ	Kawasaki Ninja 400	1'50.900
9	43 L. GRUNWALD	KTM RC 390 R	1'51.974
10	55 G. HENDRA PRATAMA	Yamaha YZF-R3	1'52.184
11	22 M. KALININ	Kawasaki Ninja 400	1'52.609
12	69 M. HERRERA	Yamaha YZF-R3	1'52.789

SPEED			
1	17 K. MEUFFELS	KTM RC 390 R	192,2
2	21 B. SANCHEZ	Kawasaki Ninja 400	191,8
3	69 M. HERRERA	Yamaha YZF-R3	189,8
4	6 R. SCHOTMAN	Kawasaki Ninja 400	189,5
5	95 S. DEROUE	Kawasaki Ninja 400	189,5
6	20 D. LOUREIRO	Kawasaki Ninja 400	189,1
7	55 G. HENDRA PRATAMA	Yamaha YZF-R3	188,8
8	15 G. VAN STRAALLEN	KTM RC 390 R	188,5
9	8 M. PEREZ	Kawasaki Ninja 400	188,5
10	2 A. CARRASCO	Kawasaki Ninja 400	188,5
11	43 L. GRUNWALD	KTM RC 390 R	188,5
12	22 M. KALININ	Kawasaki Ninja 400	184,6

SEG. 1		
1	6 R. SCHOTMAN	35.804
2	15 G. VAN STRAALLEN	35.806
3	2 A. CARRASCO	35.813
4	8 M. PEREZ	35.826
5	95 S. DEROUE	35.846
6	17 K. MEUFFELS	35.886
7	20 D. LOUREIRO	35.960
8	21 B. SANCHEZ	36.229
9	55 G. HENDRA PRATAMA	36.333
10	43 L. GRUNWALD	36.352
11	22 M. KALININ	36.386
12	69 M. HERRERA	36.445

SEG. 2		
1	17 K. MEUFFELS	17.808
2	20 D. LOUREIRO	17.849
3	21 B. SANCHEZ	17.887
4	8 M. PEREZ	17.892
5	43 L. GRUNWALD	17.917
6	2 A. CARRASCO	17.939
7	15 G. VAN STRAALLEN	17.952
8	95 S. DEROUE	17.981
9	6 R. SCHOTMAN	18.043
10	55 G. HENDRA PRATAMA	18.077
11	69 M. HERRERA	18.085
12	22 M. KALININ	18.188

SEG. 3		
1	15 G. VAN STRAALLEN	30.301
2	8 M. PEREZ	30.328
3	6 R. SCHOTMAN	30.360
4	17 K. MEUFFELS	30.455
5	2 A. CARRASCO	30.490
6	95 S. DEROUE	30.645
7	21 B. SANCHEZ	30.774
8	20 D. LOUREIRO	30.800
9	55 G. HENDRA PRATAMA	30.877
10	43 L. GRUNWALD	30.896
11	69 M. HERRERA	30.949
12	22 M. KALININ	31.143

SEG. 4		
1	17 K. MEUFFELS	25.933
2	8 M. PEREZ	26.006
3	21 B. SANCHEZ	26.010
4	20 D. LOUREIRO	26.071
5	15 G. VAN STRAALLEN	26.095
6	2 A. CARRASCO	26.109
7	6 R. SCHOTMAN	26.299
8	95 S. DEROUE	26.368
9	43 L. GRUNWALD	26.452
10	55 G. HENDRA PRATAMA	26.463
11	69 M. HERRERA	26.696
12	22 M. KALININ	26.869

21/04/2018

These data/results cannot be reproduced, stored and/or transmitted in whole or in part by any manner of electronic, mechanical, photocopying, recording, broadcasting or otherwise now known or herein after developed without the previous express consent by the copyright owner, except for reproduction in daily press and regular printed publications on sale to the public within 60 days of the event related to those data/results and always provided that copyright symbol appears together as follows below.

© DORNA WSBK ORGANIZATION Srl 2018



Official Fuel Supplier



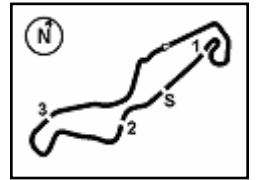
FICR PERUGIA TIMING

Official Tyre Supplier



SWISS WATCHES SINCE 1853

Official Timekeeper



TT Circuit Assen 4.542 m

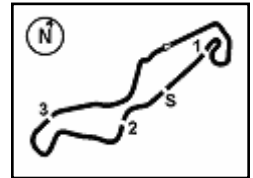
Dutch Round, 20-21-22 April 2018

World Supersport 300 - Ideal Times Superpole 2

No.	Rider	Nat	Bike	Seg. 1	Seg. 2	Seg. 3	Seg. 4	Ideal Time			
				Diff. 1	Diff. 2	Diff. 3	Diff. 4	Best Lap	Pos.	Diff.	
1	8 M. PEREZ	ESP	Kawasaki Ninja 400	35.826 0.113	17.892	30.328	26.006	1'50.052	1'50.165	1	0.113
2	17 K. MEUFFELS	NED	KTM RC 390 R	35.886	17.808 0.119	30.455	25.933	1'50.082	1'50.201	2	0.119
3	15 G. VAN STRAALLEN	NED	KTM RC 390 R	35.806 0.310	17.952	30.301	26.095	1'50.154	1'50.464	4	0.310
4	2 A. CARRASCO	ESP	Kawasaki Ninja 400	35.813	17.939	30.490	26.109	1'50.351	1'50.351	3	
5	6 R. SCHOTMAN	NED	Kawasaki Ninja 400	35.804	18.043	30.360	26.299 0.033	1'50.506	1'50.539	5	0.033
6	20 D. LOUREIRO	RSA	Kawasaki Ninja 400	35.960	17.849	30.800	26.071	1'50.680	1'50.680	6	
7	95 S. DEROUE	NED	Kawasaki Ninja 400	35.846	17.981	30.645	26.368	1'50.840	1'50.840	7	
8	21 B. SANCHEZ	ESP	Kawasaki Ninja 400	36.229	17.887	30.774	26.010	1'50.900	1'50.900	8	
9	43 L. GRUNWALD	GER	KTM RC 390 R	36.352	17.917 0.173	30.896	26.452 0.184	1'51.617	1'51.974	9	0.357
10	55 G. HENDRA PRATAMA	INA	Yamaha YZF-R3	36.333 0.346	18.077	30.877 0.088	26.463	1'51.750	1'52.184	10	0.434
11	69 M. HERRERA	ESP	Yamaha YZF-R3	36.445 0.363	18.085	30.949 0.251	26.696	1'52.175	1'52.789	12	0.614
12	22 M. KALININ	UKR	Kawasaki Ninja 400	36.386	18.188	31.143	26.869 0.023	1'52.586	1'52.609	11	0.023
Overall Ideal Time				35.804	17.808	30.301	25.933	1'49.846			

21/04/2018
These data/results cannot be reproduced, stored and/or transmitted in whole or in part by any manner of electronic, mechanical, photocopying, recording, broadcasting or otherwise now known or herein after developed without the previous express consent by the copyright owner, except for reproduction in daily press and regular printed publications on sale to the public within 60 days of the event related to those data/results and always provided that copyright symbol appears together as follows below.
© DORNA WSBK ORGANIZATION Srl 2018





Dutch Round, 20-21-22 April 2018

World Supersport 300 - Chronological Analysis Superpole 2

1° 8 M. PEREZ (1'50.165)

Lap	Seg.1	Seg.2	Seg.3	Seg.4	Lap Time	km/h	Local Time
1		19.120	32.997	37.696	180,6	12:05'28.195	
2	37.023	18.253	30.994	26.580	1'52.850	185,6	12:07'21.045
3	35.939	17.892	30.328	26.006	1'50.165	188,5	12:09'11.210
4	36.300	18.921	32.958	27.149	1'55.328	183,1	12:11'06.538
5	35.854	18.192	30.858	26.528	1'51.432	186,2	12:12'57.970
6	38.587	18.094	32.563	27.612	1'56.856	186,9	12:14'54.826
7	37.545	19.444	31.548	28.865	1'57.402	173,9	12:16'52.228

8	35.994	18.034	30.936	26.247	1'51.211	189,1	12:18'47.896
---	--------	--------	--------	--------	----------	--------------	--------------

2° 17 K. MEUFFELS (1'50.201)

Lap	Seg.1	Seg.2	Seg.3	Seg.4	Lap Time	km/h	Local Time
1		18.335	31.972	27.523	188,5	12:05'54.414	
2	36.257	17.903	30.692	26.311	1'51.163	187,5	12:07'45.577
3	36.479	18.040	30.497	26.329	1'51.345	186,2	12:09'36.922
4	36.088	17.951	30.528	26.176	1'50.743	186,9	12:11'27.665
5	36.505	18.113	30.716	27.330	1'52.664	185,9	12:13'20.329
6	36.122	17.808	30.498	26.249	1'50.677	192,2	12:15'11.006
7	35.886	17.927	30.455	25.933	1'50.201	187,5	12:17'01.207
8	36.009	18.874	30.994	26.527	1'52.404	187,5	12:18'53.611

7° 95 S. DEROUÉ (1'50.840)

Lap	Seg.1	Seg.2	Seg.3	Seg.4	Lap Time	km/h	Local Time
1		18.833	37.151	27.522	182,4	12:05'00.182	
2	36.963	18.258	33.320	29.425	1'57.966	187,2	12:06'58.148
3	36.385	18.271	31.066	26.438	1'52.160	187,2	12:08'50.308
4	39.231	18.006	34.932	34.700	2'06.869	189,5	12:10'57.177
5	35.846	17.981	30.645	26.368	1'50.840	187,2	12:12'48.017
6	36.807	18.334	31.174	31.215	1'57.530	184,9	12:14'45.547
7	35.985	18.762	35.640	37.979	2'08.366	185,6	12:16'53.913
8	35.878	18.379	32.071	27.180	1'53.508	185,6	12:18'47.421

3° 2 A. CARRASCO (1'50.351)

Lap	Seg.1	Seg.2	Seg.3	Seg.4	Lap Time	km/h	Local Time
1		18.543	31.857	31.321	184,6	12:05'28.636	
2	36.195	18.075	30.820	26.593	1'51.683	185,9	12:07'20.319
3	36.205	17.992	30.560	26.265	1'51.022	188,5	12:09'11.341
4	36.983	19.005	33.220	28.146	1'57.354	177,9	12:11'08.695
5	35.813	17.939	30.490	26.109	1'50.351	187,8	12:12'59.046
6	37.783	18.380	32.509	28.676	1'57.348	182,1	12:14'56.394
7	36.480	19.244	31.842	31.640	1'59.206	170,1	12:16'55.600
8	35.884	18.026	30.705	26.273	1'50.888	188,2	12:18'46.488

8° 21 B. SANCHEZ (1'50.900)

Lap	Seg.1	Seg.2	Seg.3	Seg.4	Lap Time	km/h	Local Time
1		18.281	34.389	27.417	181,8	12:05'01.794	
2	36.792	17.945	32.985	30.208	1'57.930	191,8	12:06'59.724
3	36.358	18.034	31.203	26.265	1'51.860	188,8	12:08'51.584
4	36.307	17.900	31.659	30.972	1'56.838c	188,5	12:10'48.422
5	43.269	22.151	31.122	26.370	2'02.912	138,8	12:12'51.334
6	36.229	17.887	30.774	26.010	1'50.900	191,8	12:14'42.234
7	41.951	18.828	33.043	32.885	2'06.707	174,8	12:16'48.941
8	36.963	18.144	31.548	27.230	1'53.885	186,5	12:18'42.826

4° 15 G. VAN STRAALLEN (1'50.464)

Lap	Seg.1	Seg.2	Seg.3	Seg.4	Lap Time	km/h	Local Time
1		18.800	32.083	27.038	182,4	12:05'53.842	
2	36.603	18.305	30.770	26.559	1'52.237	178,8	12:07'46.079
3	36.146	18.111	30.602	26.428	1'51.287	188,5	12:09'37.366
4	35.945	18.234	30.651	26.549	1'51.379	184,3	12:11'28.745
5	35.806	18.210	30.613	26.571	1'51.200	181,5	12:13'19.945
6	36.063	18.457	30.404	26.182	1'51.106	179,4	12:15'11.051
7	36.116	17.952	30.301	26.095	1'50.464	186,5	12:17'01.515
8	35.931	18.812	30.927	26.329	1'51.999	188,2	12:18'53.514

9° 43 L. GRUNWALD (1'51.974)

Lap	Seg.1	Seg.2	Seg.3	Seg.4	Lap Time	km/h	Local Time
1		18.312	36.064	27.108	188,8	12:05'00.531	
2	36.786	18.180	31.748	26.626	1'53.340	188,5	12:06'53.871
3	38.998	19.472	31.624	26.657	1'56.751	168,8	12:08'50.622
4	36.430	18.401	35.050	35.608	2'05.489	184,3	12:10'56.111
5	36.484	18.112	30.944	26.452	1'51.992	184,0	12:12'48.103
6	36.877	17.917	31.086	26.815	1'52.695	187,8	12:14'40.798
7	41.342	18.477	31.742	26.695	1'58.256	186,5	12:16'39.054
8	36.352	18.090	30.896	26.636	1'51.974	184,3	12:18'31.028

5° 6 R. SCHOTMAN (1'50.539)

Lap	Seg.1	Seg.2	Seg.3	Seg.4	Lap Time	km/h	Local Time
1		18.654	35.848	27.513	184,6	12:05'00.236	
2	36.682	18.379	31.298	26.728	1'53.087	183,7	12:06'53.323
3	39.818	18.894	31.288	27.665	1'57.665	175,9	12:08'50.988
4	36.519	21.007	34.401	32.289	2'04.216	134,3	12:10'55.204
5	37.151	21.118	30.993	26.459	1'55.721	149,0	12:12'50.925
6	35.908	18.130	30.840	26.299	1'51.177	186,9	12:14'42.102
7	36.979	25.559	32.545	39.000	2'14.083		12:16'56.185
8	35.804	18.043	30.360	26.332	1'50.539	189,5	12:18'46.724

10° 55 G. HENDRA PRATAMA (1'52.184)

Lap	Seg.1	Seg.2	Seg.3	Seg.4	Lap Time	km/h	Local Time
1		18.654	36.933	27.345	185,2	12:05'01.410	
2	36.979	18.471	32.489	30.374	1'58.313	183,4	12:06'59.723
3	36.679	18.077	30.965	26.463	1'52.184	188,8	12:08'51.907
4	36.541	18.812	35.472	34.874	2'05.699	179,7	12:10'57.606
5	36.333	18.467	30.877	26.700	1'52.377	181,2	12:12'49.983
6	37.165	18.437	30.905	30.174	1'56.681	182,4	12:14'46.664
7	36.762	18.677	34.576	39.717	2'09.732	182,4	12:16'56.396
8	36.572	18.279	31.075	26.676	1'52.602	185,2	12:18'48.998

6° 20 D. LOUREIRO (1'50.680)

Lap	Seg.1	Seg.2	Seg.3	Seg.4	Lap Time	km/h	Local Time
1		18.370	31.596	28.191	185,2	12:05'25.611	
2	36.428	18.257	31.107	26.956	1'52.748	184,0	12:07'18.359
3	36.566	18.221	30.933	26.759	1'52.479	184,9	12:09'10.838
4	37.692	19.141	33.142	28.107	1'58.082	179,1	12:11'08.920
5	35.960	17.849	30.800	26.071	1'50.680	188,8	12:12'59.600
6	35.995	18.125	33.544	29.544	1'57.208	185,2	12:14'56.808
7	36.028	18.296	33.176	32.377	1'59.877	184,9	12:16'56.685

11° 22 M. KALININ (1'52.609)

Lap	Seg.1	Seg.2	Seg.3	Seg.4	Lap Time	km/h	Local Time
1		18.954	32.966	38.744	180,9	12:05'29.393	
2	36.881	18.225	31.711	27.078	1'53.895	182,7	12:07'23.288
3	37.191	19.352	41.217	36.753	2'14.513	182,1	12:09'37.801
4	36.386	18.188	31.143	26.892	1'52.609	184,6	12:11'30.410
5	36.550	18.453	31.169	26.869	1'53.041	181,2	12:13'23.451
6	38.862	18.787	32.387	27.182	1'57.218	180,6	12:15'20.669
7	36.507	18.453	31.291	26.964	1'53.215	181,5	12:17'13.884

12° 69 M. HERRERA (1'52.789)

Lap	Seg.1	Seg.2	Seg.3	Seg.4	Lap Time	km/h	Local Time
1		18.701	36.121	27.340	185,9	12:05'00.447	
2	37.358	18.315	31.356	32.024	1'59.053	185,2	12:06'59.500
3	36.808	18.085	31.200	26.696	1'52.789	189,8	12:08'52.289
4	36.445	18.373	30.949	27.030	1'52.797	185,9	12:10'45.086
5	47.014	19.678	31.165	26.891	2'04.748	164,4	12:12'49.834
6	37.682	18.201	31.001	28.052	1'54.936	187,2	12:14'44.770

21/04/2018 P = Pits In/Out - C = Lap Time Cancelled

These data/results cannot be reproduced, stored and/or transmitted in whole or in part by any manner of electronic, mechanical, photocopying, recording, broadcasting or otherwise now known or herein after developed without the previous express consent by the copyright owner, except for reproduction in daily press and regular printed publications on sale to the public within 60 days of the event related to those data/results and always provided that copyright symbol appears together as follows below.

© DORNA WSBK ORGANIZATION Srl 2018



Official Fuel Supplier

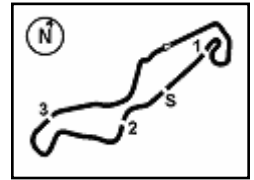


FKR PERGOIA TIMING

Official Tyre Supplier



Official Timekeeper



TT Circuit Assen 4.542 m

Dutch Round, 20-21-22 April 2018

World Supersport 300 - Chronological Analysis Superpole 2

7	36.978	18.787	33.541	29.865	1'59.171	182,1	12:16'43.941
8	36.916	18.870	31.329	27.327	1'54.442	179,1	12:18'38.383

21/04/2018 P = Pits In/Out - C = Lap Time Cancelled

These data/results cannot be reproduced, stored and/or transmitted in whole or in part by any manner of electronic, mechanical, photocopying, recording, broadcasting or otherwise now known or herein after developed without the previous express consent by the copyright owner, except for reproduction in daily press and regular printed publications on sale to the public within 60 days of the event related to those data/results and always provided that copyright symbol appears together as follows below.

© DORNA WSBK ORGANIZATION Srl 2018



Official Fuel Supplier

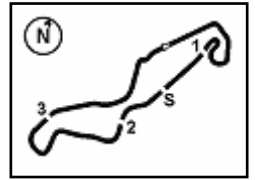


PIRELLI

Official Tyre Supplier



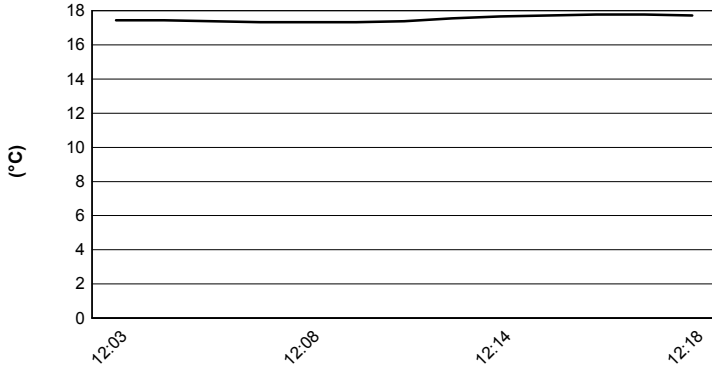
Official Timekeeper



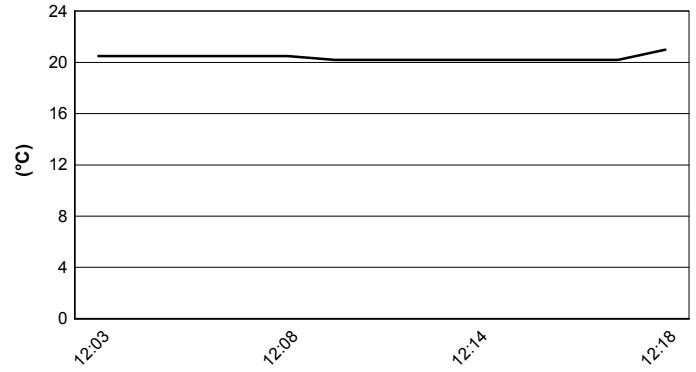
TT Circuit Assen 4.542 m

Dutch Round, 20-21-22 April 2018
World Supersport 300 - Weather Report Superpole 2
 Session started 12:03 - Session ended 12:19

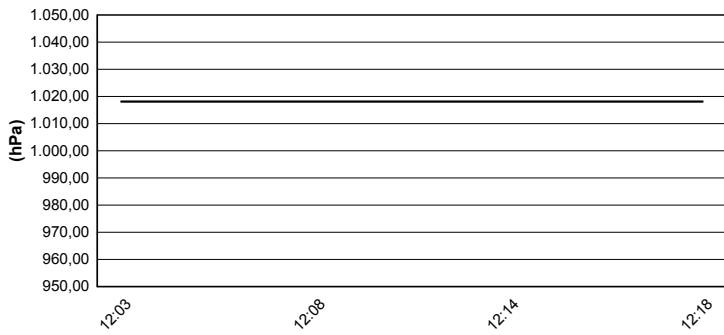
Air Temperature



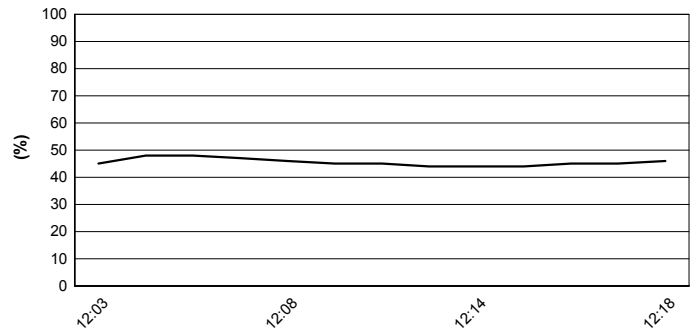
Track Temperature



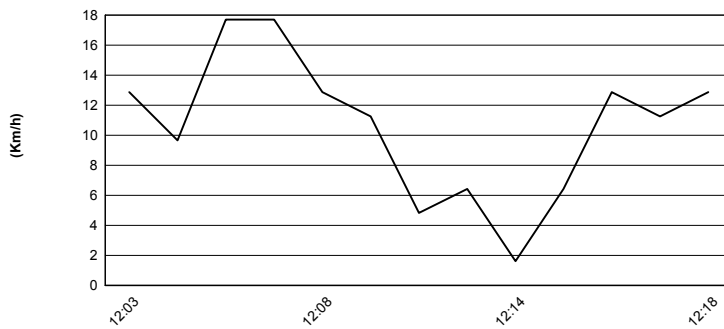
Air Pressure



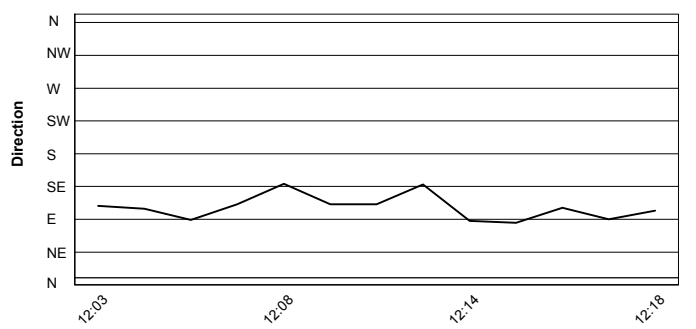
Humidity



Wind Speed



Wind Direction



21/04/2018

These data/results cannot be reproduced, stored and/or transmitted in whole or in part by any manner of electronic, mechanical, photocopying, recording, broadcasting or otherwise now known or herein after developed without the previous express consent by the copyright owner, except for reproduction in daily press and regular printed publications on sale to the public within 60 days of the event related to those data/results and always provided that copyright symbol appears together as follows below.

© DORNA WSBK ORGANIZATION Srl 2018



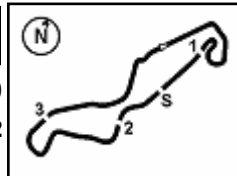
Official Fuel Supplier



Official Tyre Supplier



Official Timekeeper



TT Circuit Assen 4.542 m

Dutch Round, 20-21-22 April 2018

World Supersport 300 - TISSOT Superpole Award

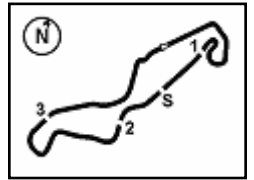
	Points	Points From First	Points From Previous	April 15 ARAGÓN	April 22 ASSEN	May 13 IMOLA	May 27 DONINGTON PARK	June 10 BRNO	July 8 MISANO	September 16 PORTIMÃO	September 30 MAGNY COURS									
1 PEREZ Mika (ESP)	50			25	25															
2 MEUFFELS Koen (NED)	31	19		11	20															
3 DEROUE Scott (NED)	29	21	2	20	9															
4 CARRASCO Ana (ESP)	29	21	0	13	16															
5 LOUREIRO Dorren (RSA)	26	24	3	16	10															
6 SCHOTMAN Robert (NED)	21	29	5	10	11															
7 VAN STRAALEN Glenn (NED)	17	33	4	4	13															
8 SANCHEZ Borja (ESP)	17	33	0	9	8															
9 GRUNWALD Luca (GER)	15	35	2	8	7															
10 HENDRA PRATAMA Galang (INA)	11	39	4	5	6															
11 ROVELLI Filippo (ITA)	7	43	4	7																
12 EDWARDS Tom (AUS)	7	43	0	6	1															
13 KALININ Mykyta (UKR)	6	44	1	1	5															
14 HERRERA Maria (ESP)	4	46	2		4															
15 KHAN Walid (NED)	4	46	0	2	2															
16 VALLE Daniel (ESP)	3	47	1		3															
17 GONZALEZ Manuel (ESP)	3	47	0	3																

21/04/2018

These data/results cannot be reproduced, stored and/or transmitted in whole or in part by any manner of electronic, mechanical, photocopying, recording, broadcasting or otherwise now known or herein after developed without the previous express consent by the copyright owner, except for reproduction in daily press and regular printed publications on sale to the public within 60 days of the event related to those data/results and always provided that copyright symbol appears together as follows below.

© DORNA WSBK ORGANIZATION Srl 2018





TT Circuit Assen 4.542 m

Dutch Round, 20-21-22 April 2018

World Supersport 300 - Superpole Ranking

	2017	2018
01 Motorland Aragon	Deroue (Ned) Kaw 2'12.712 (137,7 Km/h)	Perez (Esp) Kaw 2'07.938 (142,9 Km/h)
02 TT Circuit Assen	Sanchez (Esp) Yam 1'53.814 (143,7 Km/h)	Perez (Esp) Kaw 1'50.165 (148,4 Km/h)
03 Autodromo Internazionale Enzo e Dino	Perez (Esp) Hon 2'10.115 (136,6 Km/h)	
04 Donington Park	Coppola (Ita) Yam 1'46.150 (136,4 Km/h)	
06 Misano World Circuit "Marco Simoncelli"	Perez (Esp) Hon 1'52.490 (135,2 Km/h)	
07 Autódromo Internacional do Algarve	Coppola (Ita) Yam 2'00.128 (137,6 Km/h)	
08 Magny-Cours	Muel (Fra) Yam 2'16.866 (116,0 Km/h)	

2018

2 M. Perez

ALL TIMES

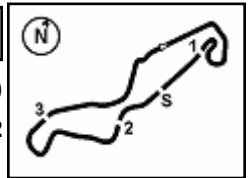
- 4 M. Perez
- 3 A. Coppola
- 1 S. Deroue
- 1 B. Sanchez
- 1 M. Garcia
- 1 A. Muel

21/04/2018

These data/results cannot be reproduced, stored and/or transmitted in whole or in part by any manner of electronic, mechanical, photocopying, recording, broadcasting or otherwise now known or herein after developed without the previous express consent by the copyright owner, except for reproduction in daily press and regular printed publications on sale to the public within 60 days of the event related to those data/results and always provided that copyright symbol appears together as follows below.

© DORNA WSBK ORGANIZATION Srl 2018





Dutch Round, 20-21-22 April 2018

World Supersport 300 - Best Laps & Speeds

1 / 2

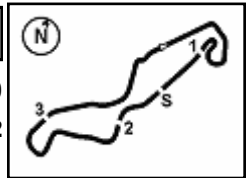
No.	Rider Bike	Nat	Best Lap		FP1		FP2		QP1		QP2	
			LL	SPD	LL	SPD	LL	SPD	LL	SPD	LL	SPD
1	8 M. PEREZ Kawasaki Ninja 400	ESP	1'50.165	32 188,4	1'51.768	13 185,2	1'51.258	13 183,0			1'50.165	6 188,4
2	17 K. MEUFFELS KTM RC 390 R	NED	1'50.201	36 192,1	1'51.072	15 185,8	1'50.932	14 187,1			1'50.201	7 192,1
3	2 A. CARRASCO Kawasaki Ninja 400	ESP	1'50.351	32 188,4	1'52.187	12 188,1	1'50.967	13 188,1			1'50.351	7 188,4
4	15 G. VAN STRAALEN KTM RC 390 R	NED	1'50.464	32 188,4	1'51.647	14 182,1	1'52.413	11 181,5			1'50.464	7 188,4
5	6 R. SCHOTMAN Kawasaki Ninja 400	NED	1'50.539	33 189,4	1'51.427	13 183,0	1'53.068	13 185,2			1'50.539	7 189,4
6	20 D. LOUREIRO Kawasaki Ninja 400	RSA	1'50.680	34 189,1	1'52.992	14 186,8	1'51.704	13 183,3			1'50.680	7 189,1
7	95 S. DEROUE Kawasaki Ninja 400	NED	1'50.840	33 189,4	1'52.355	13 181,5	1'50.887	13 187,1			1'50.840	7 189,4
8	21 B. SANCHEZ Kawasaki Ninja 400	ESP	1'50.900	30 191,8	1'56.756	3 180,6	1'52.229	13 187,1	1'51.609	7 190,8	1'50.900	7 191,8
9	43 L. GRUNWALD KTM RC 390 R	GER	1'51.681	40 191,8	1'53.767	10 179,4	1'52.253	15 180,6	1'51.681	8 191,8	1'51.974	7 188,4
10	33 D. VALLE Yamaha YZF-R3	ESP	1'51.740	35 192,1	1'52.837	12 185,2	1'52.509	15 184,3	1'51.740	8 192,1		
11	55 G. HENDRA PRATAMA Yamaha YZF-R3	INA	1'51.860	36 188,8	1'53.299	14 180,0	1'51.860	15 182,7			1'52.184	7 188,8
12	93 W. KHAN Kawasaki Ninja 400	NED	1'51.906	26 189,4	1'52.735	14 179,1	1'54.933	4 173,6	1'51.906	8 189,4		
13	69 M. HERRERA Yamaha YZF-R3	ESP	1'51.923	37 189,8	1'52.521	15 180,3	1'51.923	15 185,5			1'52.789	7 189,8
14	22 M. KALININ Kawasaki Ninja 400	UKR	1'51.988	36 186,5	1'51.988	15 186,5	1'52.050	15 186,2			1'52.609	6 184,6
15	27 F. ROVELLI Kawasaki Ninja 400	ITA	1'52.000	28 184,9	1'53.763	13 179,1	1'52.000	14 184,9	1'53.902	1 183,6		
16	71 T. EDWARDS Kawasaki Ninja 400	AUS	1'52.123	27 191,1	1'55.999	4 175,9	1'52.476	15 185,2	1'52.123	8 191,1		
17	81 M. GONZALEZ Yamaha YZF-R3	ESP	1'52.212	28 190,1	1'53.605	11 182,7	1'53.502	9 183,0	1'52.212	8 190,1		
18	14 E. DE LA VEGA Kawasaki Ninja 400	FRA	1'52.285	29 185,2	1'52.285	14 181,8	1'52.990	8 185,2	1'52.291	7 185,2		
19	97 M. KAPPLER KTM RC 390 R	GER	1'52.335	38 192,8	1'53.372	15 182,4	1'53.629	15 181,8	1'52.335	8 192,8		
20	41 J. JÄHNIG KTM RC 390 R	GER	1'52.416	36 190,8	1'53.552	14 184,3	1'52.416	14 186,5	1'52.543	8 190,8		
21	54 F. FULIGNI Yamaha YZF-R3	ITA	1'52.419	34 186,8	1'54.657	14 175,6	1'53.879	12 180,3	1'52.419	8 186,8		
22	99 P. GRASSIA Yamaha YZF-R3	ITA	1'52.557	35 184,6	1'53.626	12 176,7	1'52.557	15 180,6	1'53.068	8 184,6		
23	12 A. RUSMIPUTRO Yamaha YZF-R3	INA	1'52.748	33 190,1	1'54.860	11 180,9	1'52.748	14 183,9	1'53.480	8 190,1		
24	16 M. LUNA BAYEN Kawasaki Ninja 400	ESP	1'52.785	38 190,1	1'54.410	15 182,1	1'52.785	15 185,8	1'52.955	8 190,1		
25	28 D. KOOPMAN Yamaha YZF-R3	NED	1'53.105	38 187,1	1'54.532	15 175,6	1'53.105	15 182,1	1'53.454	8 187,1		

21/04/2018

These data/results cannot be reproduced, stored and/or transmitted in whole or in part by any manner of electronic, mechanical, photocopying, recording, broadcasting or otherwise now known or herein after developed without the previous express consent by the copyright owner, except for reproduction in daily press and regular printed publications on sale to the public within 60 days of the event related to those data/results and always provided that copyright symbol appears together as follows below.

© DORNA WSBK ORGANIZATION Srl 2018





Dutch Round, 20-21-22 April 2018

World Supersport 300 - Best Laps & Speeds

No.	Rider Bike	Nat	Best Lap		FP1		FP2		QP1		QP2							
			LL	SPD	LL	SPD	LL	SPD	LL	SPD	LL	SPD						
26	5 R. VOS KTM RC 390 R	NED	1'53.252		1'54.003		1'53.701		1'53.252									
			35	188,4	14	184,9	13	178,8	8	188,4								
27	19 L. BERNARDI Yamaha YZF-R3	ITA	1'53.393		1'56.153		1'53.965		1'53.393									
			37	187,5	14	171,9	15	181,2	8	187,5								
28	30 D. BLIN Yamaha YZF-R3	POL	1'53.788		1'55.821		1'53.788		1'54.537									
			37	186,2	14	175,9	15	178,5	8	186,2								
29	18 A. MURLEY Yamaha YZF-R3	GBR	1'54.093		1'54.770		1'54.667		1'54.093									
			33	184,9	13	175,3	12	179,1	8	184,9								
30	84 J. OVERBEEKE Yamaha YZF-R3	NED	1'54.116		1'56.712		1'55.988		1'54.116									
			30	180,9	9	171,9	13	175,6	8	180,9								
31	96 I. PRATNA Yamaha YZF-R3	INA	1'54.158		1'56.754		1'55.780		1'54.158									
			35	182,7	14	178,5	14	177,6	7	182,7								
32	13 D. IOZZO Honda CBR500R	RSA	1'54.235		1'57.756		1'57.402		1'54.235									
			36	189,4	14	177,6	14	176,1	8	189,4								
33	64 H. DE CANCELLIS Yamaha YZF-R3	FRA	1'54.323		1'55.202		1'54.713		1'54.323									
			34	186,8	13	176,4	13	174,4	8	186,8								
34	7 N. SETTIMO Honda CBR500R	ITA	1'54.471		1'57.097		1'56.831		1'54.471									
			37	184,9	14	178,8	15	179,1	8	184,9								
35	58 T. FINOCCHIARO Honda CBR500R	GBR	1'54.597		1'58.291		1'56.694		1'54.597									
			36	188,4	14	177,3	14	180,3	8	188,4								
36	44 S. LOCHOFF Yamaha YZF-R3	RSA	1'54.870		1'57.989		1'56.961		1'54.870									
			34	188,1	14	178,8	13	175,3	7	188,1								
37	79 T. ALONSO Yamaha YZF-R3	POR	1'54.878		1'57.474		1'57.086		1'54.878									
			35	186,5	14	174,7	14	170,6	7	186,5								
38	78 J. FORAY Kawasaki Ninja 400	FRA	1'55.285		1'57.178		1'55.402		1'55.285									
			36	187,1	14	182,1	14	182,4	8	187,1								
39	4 M. MERCKELBAGH Yamaha YZF-R3	NED	1'56.100		1'57.463		1'56.379		1'56.100									
			34	181,5	13	172,5	13	175,9	8	181,5								
40	88 B. DAMEN KTM RC 390 R	NED	1'58.893		2'00.013		1'58.893											
			26	181,5	12	181,5	14	177,3										

21/04/2018

These data/results cannot be reproduced, stored and/or transmitted in whole or in part by any manner of electronic, mechanical, photocopying, recording, broadcasting or otherwise now known or herein after developed without the previous express consent by the copyright owner, except for reproduction in daily press and regular printed publications on sale to the public within 60 days of the event related to those data/results and always provided that copyright symbol appears together as follows below.

© DORNA WSBK ORGANIZATION Srl 2018

