

Dutch Round, 20-21-22 April 2018

Superstock 1000 - Combined Results

TT Circuit Assen 4.542 m

No.	Rider	Nat	Team	Bike	FP1	FP2	FP3	Time	Gap	Rel.	Avg Laps
1	28 M. REITERBERGER	GER	alpha Racing-Van Zon-BMW	BMW S 1000 RR	1'37.326	1'37.502		1'37.326			168,004 25
2	7 M. SCHEIB	CHI	Aprilia Racing Team	Aprilia RSV4 RF	1'39.632	1'38.230		1'38.230	0.904	0.904	166,458 27
3	2 R. TAMBURINI	ITA	Berclaz Racing Team SA	BMW S 1000 RR	1'38.687	1'38.256		1'38.256	0.930	0.026	166,414 19
4	21 F. MARINO	FRA	URBIS Yamaha Motoxrcing STK Team	Yamaha YZF R1	1'38.647	1'38.476		1'38.476	1.150	0.220	166,042 25
5	15 F. SANDI	ITA	MOTOCORSA Racing	Ducati 1199 Panigale R	1'38.726			1'38.726	1.400	0.250	165,622 11
6	45 J. BUEHN	GER	alpha Racing-Van Zon-BMW	BMW S 1000 RR	1'39.010	1'39.163		1'39.010	1.684	0.284	165,147 30
7	70 L. VITALI	ITA	Aprilia Racing Team	Aprilia RSV4 RF	1'40.000	1'39.088		1'39.088	1.762	0.078	165,017 24
8	52 A. DELBIANCO	ITA	GULF ALTHEA BMW Racing Team	BMW S 1000 RR	1'39.975	1'39.105		1'39.105	1.779	0.017	164,989 30
9	44 D. DE BOER	NED	Yamaha Team MGM	Yamaha YZF R1	1'39.235	1'39.127		1'39.127	1.801	0.022	164,952 21
10	84 R. RUSSO	ITA	C.M. Racing	Kawasaki ZX-10RR	1'39.308	1'39.816		1'39.308	1.982	0.181	164,651 24
11	59 A. SCHACHT	DEN	EAB SCHACHT Racing Team	Ducati 1199 Panigale R	1'40.771	1'39.314		1'39.314	1.988	0.006	164,641 19
12	23 L. SALVADORI	ITA	Berclaz Racing Team SA	BMW S 1000 RR	1'40.326	1'39.656		1'39.656	2.330	0.342	164,076 19
13	34 X. PINSACH	ESP	ETG Racing	Kawasaki ZX-10RR	1'40.069	1'40.385		1'40.069	2.743	0.413	163,399 30
14	6 E. PUSCEDDU	ITA	D.K. Racing	BMW S 1000 RR	1'40.739	1'40.124		1'40.124	2.798	0.055	163,309 26
15	4 R. BRINK	NED	Team SWPN	Yamaha YZF R1	1'41.788	1'40.584		1'40.584	3.258	0.460	162,563 28
16	16 G. RUIU	ITA	Team Pedercini Racing	Kawasaki ZX-10RR		1'40.649		1'40.649	3.323	0.065	162,458 20
17	51 E. VIONNET	SUI	MOTOS VIONNET	BMW S 1000 RR	1'42.479	1'40.917		1'40.917	3.591	0.268	162,026 30
18	31 V. SUCHET	SUI	Flembo Leader Team	Kawasaki ZX-10RR	1'42.564	1'41.053		1'41.053	3.727	0.136	161,808 30
19	55 F. MARCHIONNI	ITA	SPEED ACTION	Yamaha YZF R1	1'42.122	1'41.837		1'41.837	4.511	0.784	160,562 24
20	46 M. CUDEVILLE	FRA	Flembo Leader Team	Kawasaki ZX-10RR	1'42.952	1'42.478		1'42.478	5.152	0.641	159,558 27
21	82 K. PESEK	CZE	MOTO 82	Kawasaki ZX-10RR	1'43.767	1'42.568		1'42.568	5.242	0.090	159,418 27
22	77 T. ALBERTO	PHI	MOTOCORSA Racing	Ducati 1199 Panigale R	1'44.236	1'42.675		1'42.675	5.349	0.107	159,252 28
23	10 A. YEGIN	TUR	Nutec - Benjan - Kawasaki	Kawasaki ZX-10RR	1'47.048	1'46.252		1'46.252	8.926	3.577	153,891 16

20/04/2018

These data/results cannot be reproduced, stored and/or transmitted in whole or in part by any manner of electronic, mechanical, photocopying, recording, broadcasting or otherwise now known or herein after developed without the previous express consent by the copyright owner, except for reproduction in daily press and regular printed publications on sale to the public within 60 days of the event related to those data/results and always provided that copyright symbol appears together as follows below.

© DORNA WSBK ORGANIZATION Srl 2018

FIKZ PERUGIA TIMING



Official Tyre Supplier



Official Timekeeper

Dutch Round, 20-21-22 April 2018

Superstock 1000 - Results Free Practice 2nd Session

No.	Rider	Nat	Team	Bike	Time	Gap	Rel.	Laps	Speed	
									Avg	Max
1	28 M. REITERBERGER	GER	alpha Racing-Van Zon-BMW	BMW S 1000 RR	1'37.502			14	167,701	271,4
2	7 M. SCHEIB	CHI	Aprilia Racing Team	Aprilia RSV4 RF	1'38.230	0.728	0.728	14	166,458	272,0
3	2 R. TAMBURINI	ITA	Berclaz Racing Team SA	BMW S 1000 RR	1'38.256	0.754	0.026	12	166,414	274,1
4	21 F. MARINO	FRA	URBIS Yamaha Motoxrcing STK Team	Yamaha YZF R1	1'38.476	0.974	0.220	12	166,042	271,4
5	70 L. VITALI	ITA	Aprilia Racing Team	Aprilia RSV4 RF	1'39.088	1.586	0.612	12	165,017	268,0
6	52 A. DELBIANCO	ITA	GULF ALTHEA BMW Racing Team	BMW S 1000 RR	1'39.105	1.603	0.017	15	164,989	272,0
7	44 D. DE BOER	NED	Yamaha Team MGM	Yamaha YZF R1	1'39.127	1.625	0.022	13	164,952	267,3
8	45 J. BUEHN	GER	alpha Racing-Van Zon-BMW	BMW S 1000 RR	1'39.163	1.661	0.036	17	164,892	272,7
9	59 A. SCHACHT	DEN	EAB SCHACHT Racing Team	Ducati 1199 Panigale R	1'39.314	1.812	0.151	8	164,641	268,7
10	23 L. SALVADORI	ITA	Berclaz Racing Team SA	BMW S 1000 RR	1'39.656	2.154	0.342	11	164,076	269,3
11	84 R. RUSSO	ITA	C.M. Racing	Kawasaki ZX-10RR	1'39.816	2.314	0.160	11	163,813	269,3
12	6 E. PUSCEDDU	ITA	D.K. Racing	BMW S 1000 RR	1'40.124	2.622	0.308	13	163,309	266,7
13	34 X. PINSACH	ESP	ETG Racing	Kawasaki ZX-10RR	1'40.385	2.883	0.261	15	162,885	270,0
14	4 R. BRINK	NED	Team SWPN	Yamaha YZF R1	1'40.584	3.082	0.199	15	162,563	269,3
15	16 G. RUIU	ITA	Team Pedercini Racing	Kawasaki ZX-10RR	1'40.649	3.147	0.065	17	162,458	270,0
16	51 E. VIONNET	SUI	MOTOS VIONNET	BMW S 1000 RR	1'40.917	3.415	0.268	17	162,026	273,4
17	31 V. SUCHET	SUI	Flembo Leader Team	Kawasaki ZX-10RR	1'41.053	3.551	0.136	16	161,808	264,1
18	55 F. MARCHIONNI	ITA	SPEED ACTION	Yamaha YZF R1	1'41.837	4.335	0.784	13	160,562	265,4
19	46 M. CUDEVILLE	FRA	Flembo Leader Team	Kawasaki ZX-10RR	1'42.478	4.976	0.641	12	159,558	260,9
20	82 K. PESEK	CZE	MOTO 82	Kawasaki ZX-10RR	1'42.568	5.066	0.090	15	159,418	268,0
21	77 T. ALBERTO	PHI	MOTOCORSA Racing	Ducati 1199 Panigale R	1'42.675	5.173	0.107	16	159,252	270,0
----- Out 107% in this Session -----										
22	10 A. YEGIN	TUR	Nutec - Benjan - Kawasaki	Kawasaki ZX-10RR	1'46.252	8.750	3.577	3	153,891	255,9
23	15 F. SANDI	ITA	MOTOCORSA Racing	Ducati 1199 Panigale R				0		270,7

Qualifying Lap Time (107% of 1'37.502): **1'44.328**

AIR	Humidity:	42%	Temp:	25°C
TRACK	Condition:	Dry	Temp:	36°C

Records	Pole (QP)	2017 F.Marino	1'36.775	168,960	Km/h
	Race (RC)	2017 M.Rinaldi	1'37.522	167,670	Km/h
	Circuit (QP)	2017 F.Marino	1'36.775	168,960	Km/h

Start End The results are provisional until the end of the time limit for protests and appeals
 20/04/2018 14:20 15:00 and the completion of the technical checks.

These data/results cannot be reproduced, stored and/or transmitted in whole or in part by any manner of electronic, mechanical, photocopying, recording, broadcasting or otherwise now known or herein after developed without the previous express consent by the copyright owner, except for reproduction in daily press and regular printed publications on sale to the public within 60 days of the event related to those data/results and always provided that copyright symbol appears together as follows below.

© DORNA WSBK ORGANIZATION Srl 2018

Dutch Round, 20-21-22 April 2018

Superstock 1000 - Results Free Practice 2nd Session

Session Highlights

Local Time	No. Rider	Description
14.20.00		Start
14.23.24	77 T. ALBERTO	On the Gravel - Re-Joined - Turn 2
14.23.24	84 R. RUSSO	On the Gravel - Re-Joined - Turn 2
14.24.00	34 X. PINSACH	On the Gravel - Re-Joined - Turn 15
14.24.21	15 F. SANDI	Crashed - Turn 7
14.25.33	77 T. ALBERTO	On the Gravel - Re-Joined - Turn 2
14.25.42	4 R. BRINK	On the Gravel - Re-Joined - Turn 2
14.27.13	52 A. DELBIANCO	On the Gravel - Re-Joined - Turn 1
14.28.14	70 L. VITALI	On the Gravel - Re-Joined - Turn 2
14.30.20	10 A. YEGIN	Crashed - Turn 9
14.30.24		RED FLAG
14.34.01	10 A. YEGIN	Medical Centre
14.39.00		Session Restart
14.43.23	52 A. DELBIANCO	On the Gravel - Re-Joined - Turn 15
14.43.33	59 A. SCHACHT	Technical Problem - Turn 6
14.44.56	46 M. CUDEVILLE	On the Gravel - Re-Joined - Turn 2
14.47.40	7 M. SCHEIB	On the Gravel - Re-Joined - Turn 2
14.48.41	52 A. DELBIANCO	On the Gravel - Re-Joined - Turn 15
14.50.54		WorldSSP FP2 Pit Lane Will Open at 15.10
14.52.21	84 R. RUSSO	On the Gravel - Re-Joined - Turn 2
14.56.36	34 X. PINSACH	On the Gravel - Re-Joined - Turn 9
15.00.12		End Of Session

Fastest Laps Sequence

No.	Rider	Nat	Team	Bike	Local Time	Time	Gap	Avg
52	A. DELBIANCO	ITA	GULF ALTHEA BMW Racing Team	BMW S 1000 RR	14:23'28.333	1'39.936		163,617
28	M. REITERBERGER	GER	alpha Racing-Van Zon-BMW	BMW S 1000 RR	14:23'32.426	1'39.848	-0.088	163,761
21	F. MARINO	FRA	URBIS Yamaha Motoxracing STK Team	Yamaha YZF R1	14:24'27.239	1'39.084	-0.764	165,024
28	M. REITERBERGER	GER	alpha Racing-Van Zon-BMW	BMW S 1000 RR	14:26'50.985	1'37.898	-1.186	167,023
28	M. REITERBERGER	GER	alpha Racing-Van Zon-BMW	BMW S 1000 RR	14:55'33.079	1'37.703	-0.195	167,356
28	M. REITERBERGER	GER	alpha Racing-Van Zon-BMW	BMW S 1000 RR	14:58'49.047	1'37.502	-0.201	167,701

20/04/2018 Start End The results are provisional until the end of the time limit for protests and appeals and the completion of the technical checks.

These data/results cannot be reproduced, stored and/or transmitted in whole or in part by any manner of electronic, mechanical, photocopying, recording, broadcasting or otherwise now known or herein after developed without the previous express consent by the copyright owner, except for reproduction in daily press and regular printed publications on sale to the public within 60 days of the event related to those data/results and always provided that copyright symbol appears together as follows below.

© DORNA WSBK ORGANIZATION Srl 2018

Dutch Round, 20-21-22 April 2018

Superstock 1000 - Best Sector & Speed Free Practice 2nd Session

TT Circuit Assen 4.542 m

BEST LAP		
1	28 M. REITERBERGER	BMW S 1000 RR 1'37.502
2	7 M. SCHEIB	Aprilia RSV4 RF 1'38.230
3	2 R. TAMBURINI	BMW S 1000 RR 1'38.256
4	21 F. MARINO	Yamaha YZF R1 1'38.476
5	70 L. VITALI	Aprilia RSV4 RF 1'39.088
6	52 A. DELBIANCO	BMW S 1000 RR 1'39.105
7	44 D. DE BOER	Yamaha YZF R1 1'39.127
8	45 J. BUEHN	BMW S 1000 RR 1'39.163
9	59 A. SCHACHT	Ducati 1199 Panigale R 1'39.314
10	23 L. SALVADORI	BMW S 1000 RR 1'39.656
11	84 R. RUSSO	Kawasaki ZX-10RR 1'39.816
12	6 E. PUSCEDDU	BMW S 1000 RR 1'40.124
13	34 X. PINSACH	Kawasaki ZX-10RR 1'40.385
14	4 R. BRINK	Yamaha YZF R1 1'40.584
15	16 G. RUIU	Kawasaki ZX-10RR 1'40.649
16	51 E. VIONNET	BMW S 1000 RR 1'40.917
17	31 V. SUCHET	Kawasaki ZX-10RR 1'41.053
18	55 F. MARCHIONNI	Yamaha YZF R1 1'41.837
19	46 M. CUDEVILLE	Kawasaki ZX-10RR 1'42.478
20	82 K. PESEK	Kawasaki ZX-10RR 1'42.568
21	77 T. ALBERTO	Ducati 1199 Panigale R 1'42.675
22	10 A. YEGIN	Kawasaki ZX-10RR 1'46.252
23	15 F. SANDI	Ducati 1199 Panigale R

SPEED		
1	2 R. TAMBURINI	BMW S 1000 RR 274,1
2	51 E. VIONNET	BMW S 1000 RR 273,4
3	45 J. BUEHN	BMW S 1000 RR 272,7
4	52 A. DELBIANCO	BMW S 1000 RR 272,0
5	7 M. SCHEIB	Aprilia RSV4 RF 272,0
6	21 F. MARINO	Yamaha YZF R1 271,4
7	28 M. REITERBERGER	BMW S 1000 RR 271,4
8	15 F. SANDI	Ducati 1199 Panigale R 270,7
9	34 X. PINSACH	Kawasaki ZX-10RR 270,0
10	77 T. ALBERTO	Ducati 1199 Panigale R 270,0
11	16 G. RUIU	Kawasaki ZX-10RR 270,0
12	23 L. SALVADORI	BMW S 1000 RR 269,3
13	84 R. RUSSO	Kawasaki ZX-10RR 269,3
14	4 R. BRINK	Yamaha YZF R1 269,3
15	59 A. SCHACHT	Ducati 1199 Panigale R 268,7
16	70 L. VITALI	Aprilia RSV4 RF 268,0
17	82 K. PESEK	Kawasaki ZX-10RR 268,0
18	44 D. DE BOER	Yamaha YZF R1 267,3
19	6 E. PUSCEDDU	BMW S 1000 RR 266,7
20	55 F. MARCHIONNI	Yamaha YZF R1 265,4
21	31 V. SUCHET	Kawasaki ZX-10RR 264,1
22	46 M. CUDEVILLE	Kawasaki ZX-10RR 260,9
23	10 A. YEGIN	Kawasaki ZX-10RR 255,9

SEG. 1	
1	28 M. REITERBERGER 32.054
2	21 F. MARINO 32.151
3	2 R. TAMBURINI 32.268
4	7 M. SCHEIB 32.283
5	70 L. VITALI 32.333
6	52 A. DELBIANCO 32.517
7	44 D. DE BOER 32.547
8	45 J. BUEHN 32.590
9	23 L. SALVADORI 32.659
10	6 E. PUSCEDDU 32.708
11	59 A. SCHACHT 32.746
12	84 R. RUSSO 32.840
13	34 X. PINSACH 32.896
14	15 F. SANDI 32.911
15	16 G. RUIU 32.996
16	51 E. VIONNET 33.012
17	4 R. BRINK 33.138
18	31 V. SUCHET 33.238
19	55 F. MARCHIONNI 33.343
20	77 T. ALBERTO 33.574
21	82 K. PESEK 33.736
22	46 M. CUDEVILLE 33.861
23	10 A. YEGIN 35.026

SEG. 2	
1	28 M. REITERBERGER 14.766
2	7 M. SCHEIB 14.852
3	45 J. BUEHN 14.901
4	2 R. TAMBURINI 14.915
5	21 F. MARINO 14.946
6	52 A. DELBIANCO 15.006
7	34 X. PINSACH 15.011
8	84 R. RUSSO 15.029
9	44 D. DE BOER 15.054
10	23 L. SALVADORI 15.061
11	70 L. VITALI 15.125
12	4 R. BRINK 15.127
13	16 G. RUIU 15.146
14	59 A. SCHACHT 15.163
15	51 E. VIONNET 15.181
16	6 E. PUSCEDDU 15.306
17	31 V. SUCHET 15.352
18	82 K. PESEK 15.438
19	77 T. ALBERTO 15.458
20	46 M. CUDEVILLE 15.459
21	55 F. MARCHIONNI 15.469
22	10 A. YEGIN 16.129
23	15 F. SANDI 21.247

SEG. 3	
1	28 M. REITERBERGER 28.066
2	2 R. TAMBURINI 28.322
3	7 M. SCHEIB 28.371
4	52 A. DELBIANCO 28.454
5	21 F. MARINO 28.458
6	59 A. SCHACHT 28.500
7	45 J. BUEHN 28.572
8	70 L. VITALI 28.610
9	44 D. DE BOER 28.682
10	84 R. RUSSO 28.713
11	23 L. SALVADORI 28.728
12	6 E. PUSCEDDU 28.762
13	16 G. RUIU 28.777
14	4 R. BRINK 28.928
15	31 V. SUCHET 29.063
16	34 X. PINSACH 29.099
17	55 F. MARCHIONNI 29.199
18	51 E. VIONNET 29.226
19	82 K. PESEK 29.297
20	46 M. CUDEVILLE 29.346
21	77 T. ALBERTO 29.664
22	10 A. YEGIN 30.206
23	15 F. SANDI 32.224

SEG. 4	
1	28 M. REITERBERGER 22.548
2	2 R. TAMBURINI 22.650
3	7 M. SCHEIB 22.700
4	59 A. SCHACHT 22.729
5	44 D. DE BOER 22.791
6	21 F. MARINO 22.820
7	45 J. BUEHN 22.896
8	70 L. VITALI 22.902
9	23 L. SALVADORI 22.920
10	52 A. DELBIANCO 22.934
11	84 R. RUSSO 22.947
12	34 X. PINSACH 23.075
13	16 G. RUIU 23.077
14	6 E. PUSCEDDU 23.183
15	31 V. SUCHET 23.244
16	4 R. BRINK 23.274
17	51 E. VIONNET 23.373
18	15 F. SANDI 23.432
19	55 F. MARCHIONNI 23.575
20	46 M. CUDEVILLE 23.785
21	82 K. PESEK 23.916
22	77 T. ALBERTO 23.921
23	10 A. YEGIN 24.446

20/04/2018

These data/results cannot be reproduced, stored and/or transmitted in whole or in part by any manner of electronic, mechanical, photocopying, recording, broadcasting or otherwise now known or herein after developed without the previous express consent by the copyright owner, except for reproduction in daily press and regular printed publications on sale to the public within 60 days of the event related to those data/results and always provided that copyright symbol appears together as follows below.

© DORNA WSBK ORGANIZATION Srl 2018

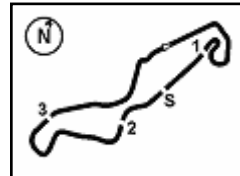
FICR PERUGIA TIMING



Official Tyre Supplier



Official Timekeeper



Dutch Round, 20-21-22 April 2018

Superstock 1000 - Ideal Time Free Practice 2nd Session

No. Rider	Nat	Bike	Seg. 1	Seg. 2	Seg. 3	Seg. 4	Ideal Time		
			Diff. 1	Diff. 2	Diff. 3	Diff. 4	Best Lap	Pos.	Diff.
1	28 M. REITERBERGER	GER BMW S 1000 RR	32.054	14.766	28.066 0.068	22.548	1'37.434	2	0.068
2	2 R. TAMBURINI	ITA BMW S 1000 RR	32.268	14.915 0.101	28.322	22.650	1'38.155	4	0.101
3	7 M. SCHEIB	CHI Aprilia RSV4 RF	32.283	14.852	28.371 0.024	22.700	1'38.206	3	0.024
4	21 F. MARINO	FRA Yamaha YZF R1	32.151	14.946 0.050	28.458	22.820 0.051	1'38.375	5	0.101
5	52 A. DELBIANCO	ITA BMW S 1000 RR	32.517	15.006 0.062	28.454 0.132	22.934	1'38.911	7	0.194
6	45 J. BUEHN	GER BMW S 1000 RR	32.590 0.061	14.901	28.572 0.050	22.896 0.093	1'38.959	9	0.204
7	70 L. VITALI	ITA Aprilia RSV4 RF	32.333 0.076	15.125 0.042	28.610	22.902	1'38.970	6	0.118
8	44 D. DE BOER	NED Yamaha YZF R1	32.547	15.054	28.682 0.053	22.791	1'39.074	8	0.053
9	59 A. SCHACHT	DEN Ducati 1199 Panigale R	32.746 0.176	15.163	28.500	22.729	1'39.138	10	0.176
10	23 L. SALVADORI	ITA BMW S 1000 RR	32.659	15.061 0.204	28.728 0.004	22.920 0.080	1'39.368	11	0.288
11	84 R. RUSSO	ITA Kawasaki ZX-10RR	32.840 0.109	15.029 0.082	28.713	22.947 0.096	1'39.529	12	0.287
12	6 E. PUSCEDDU	ITA BMW S 1000 RR	32.708	15.306 0.029	28.762 0.075	23.183 0.061	1'39.959	13	0.165
13	16 G. RUIU	ITA Kawasaki ZX-10RR	32.996 0.421	15.146	28.777	23.077 0.232	1'39.996	16	0.653
14	34 X. PINSACH	ESP Kawasaki ZX-10RR	32.896	15.011 0.142	29.099 0.079	23.075 0.083	1'40.081	14	0.304
15	4 R. BRINK	NED Yamaha YZF R1	33.138 0.117	15.127	28.928	23.274	1'40.467	15	0.117
16	51 E. VIONNET	SUI BMW S 1000 RR	33.012	15.181	29.226	23.373 0.125	1'40.792	17	0.125
17	31 V. SUCHET	SUI Kawasaki ZX-10RR	33.238 0.141	15.352	29.063	23.244 0.015	1'40.897	18	0.156
18	55 F. MARCHIONNI	ITA Yamaha YZF R1	33.343	15.469	29.199 0.048	23.575 0.203	1'41.586	19	0.251
19	82 K. PESEK	CZE Kawasaki ZX-10RR	33.736	15.438 0.164	29.297 0.017	23.916	1'42.387	21	0.181
20	46 M. CUDEVILLE	FRA Kawasaki ZX-10RR	33.861 0.008	15.459	29.346 0.019	23.785	1'42.451	20	0.027
21	77 T. ALBERTO	PHI Ducati 1199 Panigale R	33.574	15.458	29.664 0.058	23.921	1'42.617	22	0.058
22	10 A. YEGIN	TUR Kawasaki ZX-10RR	35.026 0.354	16.129 0.091	30.206	24.446	1'45.807	23	0.445
Overall Ideal Time			32.054	14.766	28.066	22.548	1'37.434		

20/04/2018

These data/results cannot be reproduced, stored and/or transmitted in whole or in part by any manner of electronic, mechanical, photocopying, recording, broadcasting or otherwise now known or herein after developed without the previous express consent by the copyright owner, except for reproduction in daily press and regular printed publications on sale to the public within 60 days of the event related to those data/results and always provided that copyright symbol appears together as follows below.

© DORNA WSBK ORGANIZATION Srl 2018

PIRELLI PERUGIA TIMING

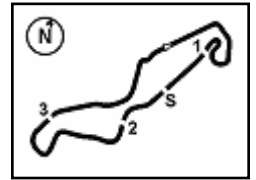

Official Tyre Supplier



Official Timekeeper



3.5
STK1000
120/02



Dutch Round, 20-21-22 April 2018 Superstock 1000 - Chronological Analysis Free Practice 2nd Session

TT Circuit Assen 4.542 m

1 / 3

1° 28 M. REITERBERGER (1'37.502)

Lap	Seg.1	Seg.2	Seg.3	Seg.4	Lap Time	km/h	Local Time
1		22.408	31.091	24.254		255,3	14:21'52.578
2	32.307	15.554	28.590	23.397	1'39.848	269,3	14:23'32.426
3	32.759	16.188	28.436	23.278	1'40.661	270,0	14:25'13.087
4	32.086	14.907	28.167	22.738	1'37.898	270,7	14:26'50.985
5	32.181	14.874	28.150	22.701	1'37.906	270,7	14:28'28.891
6	32.417	15.028	28.481	32.585	1'48.511P	269,3	14:30'17.402
7	10'29.932	15.630	29.759	23.276	11'38.597P	264,7	14:4'15.999
8	32.499	14.919	28.700	22.861	1'38.979	270,7	14:43'34.978
9	32.126	14.843	28.213	22.722	1'37.904	270,7	14:45'12.882
10	32.148	14.935	28.468	22.718	1'38.269	271,4	14:46'51.151
11	35.637	15.102	28.700	32.702	1'52.141P	270,0	14:48'43.292
12	4'04.305	15.723	28.916	23.140	5'12.084P	259,0	14:53'55.376
13	32.117	14.912	28.066	22.608	1'37.703	268,7	14:55'33.079
14	32.204	14.884	28.657	22.721	1'38.466	270,7	14:57'11.545
15	32.054	14.766	28.134	22.548	1'37.502	269,3	14:58'49.047

11	32.319	15.118	28.618	22.820	1'38.875	267,3	14:54'19.135
12	33.699	15.407	29.393	33.511	1'52.010P	264,1	14:56'11.145
13	2'39.143	15.268	28.541	23.283	3'46.235P	262,8	14:59'57.380

5° 70 L. VITALI (1'39.088)

Lap	Seg.1	Seg.2	Seg.3	Seg.4	Lap Time	km/h	Local Time
1		17.980	29.245	24.599		226,4	14:22'40.152
2	33.277	15.283	28.748	23.916	1'41.224	268,0	14:24'21.376
3	32.569	15.125	28.958	23.047	1'39.699	268,0	14:26'01.075
4	32.504	15.235	29.032	23.083	1'39.854	266,7	14:27'40.929
5	36.778	15.762	30.930	37.094	2'00.564P	263,4	14:29'41.493
6	9'52.334	15.362	28.818	23.267	10'59.781P	266,7	14:40'41.274
7	32.409	15.167	28.610	22.902	1'39.088	266,7	14:42'20.362
8	32.758	15.245	28.712	22.914	1'39.629	266,7	14:43'59.991
9	32.451	15.263	28.738	23.217	1'39.669	266,0	14:45'39.660
10	38.673	16.698	31.465	35.289	2'02.125P	245,5	14:47'41.785
11	7'11.733	15.446	28.927	23.512	8'19.618P	265,4	14:56'01.403
12	32.404	15.284	28.698	23.017	1'39.403	264,1	14:57'40.806
13	32.333	15.398	28.626	23.242	1'39.599	262,8	14:59'20.405

2° 7 M. SCHEIB (1'38.230)

Lap	Seg.1	Seg.2	Seg.3	Seg.4	Lap Time	km/h	Local Time
1		16.046	29.517	24.008		262,8	14:22'39.400
2	33.353	15.589	28.934	23.177	1'41.053	266,7	14:24'20.453
3	32.790	15.341	28.582	23.123	1'39.836	268,0	14:26'00.289
4	36.641	15.649	29.121	23.207	1'44.618	262,8	14:27'44.907
5	42.693	15.340	29.189	23.434	1'50.656	264,7	14:29'35.563
6	32.724	15.165	30.815	35.487	1'54.191CP	268,0	14:31'29.754
7	11'01.007	15.476	28.755	23.265	12'08.503P	268,7	14:43'38.257
8	36.361	15.206	28.619	22.873	1'43.059	271,4	14:45'21.316
9	32.283	14.852	28.395	22.700	1'38.230	272,0	14:46'59.546
10	33.688	14.941	30.338	23.101	1'42.068	270,7	14:48'41.614
11	32.517	14.960	28.508	22.793	1'38.778	272,0	14:50'20.392
12	32.403	15.036	28.578	22.892	1'38.909	271,4	14:51'59.301
13	36.867	15.409	29.413	33.585	1'55.274P	269,3	14:53'54.575
14	2'43.928	15.396	28.822	22.865	3'51.011P	266,7	14:57'45.586
15	32.348	15.008	28.371	22.726	1'38.453	270,0	14:59'24.039

6° 52 A. DELBIANCO (1'39.105)

Lap	Seg.1	Seg.2	Seg.3	Seg.4	Lap Time	km/h	Local Time
1		16.067	30.152	24.165		268,7	14:21'48.397
2	32.914	15.124	28.454	23.444	1'39.936	270,0	14:23'28.333
3	32.848	15.006	28.582	23.084	1'39.520	272,0	14:25'07.853
4	32.639	15.098	28.647	23.006	1'39.390	270,7	14:26'47.243
5	36.879	15.018	30.617	24.864	1'47.378	270,0	14:28'34.621
6	32.710	15.052	28.583	23.008	1'39.353	272,0	14:30'13.974
7	37.445	19.494	33.137	37.578	2'07.654CP	185,2	14:32'21.628
8	7'47.391	15.599	29.172	23.210	8'55.372P	262,1	14:41'17.000
9	32.613	15.220	28.735	51.883	2'08.451	271,4	14:43'25.451
10	37.648	16.315	31.048	22.947	1'47.958	255,3	14:45'13.409
11	32.517	15.068	28.586	22.934	1'39.105	271,4	14:46'52.514
12	32.589	15.009	28.807	37.996	1'54.401P	272,0	14:48'46.915
13	4'49.983	15.800	30.450	23.528	5'59.761P	260,9	14:54'46.676
14	32.614	15.042	28.551	23.721	1'39.928	269,3	14:56'26.604
15	32.768	15.102	28.622	23.253	1'39.745	270,0	14:58'06.349
16	32.959	15.138	28.741	23.214	1'40.052	266,7	14:59'46.401

3° 2 R. TAMBURINI (1'38.256)

Lap	Seg.1	Seg.2	Seg.3	Seg.4	Lap Time	km/h	Local Time
1		17.012	31.072	24.010		241,6	14:23'21.707
2	34.072	15.582	30.084	23.293	1'43.031	269,3	14:25'04.738
3	32.651	15.045	28.701	22.867	1'39.264	269,3	14:26'44.002
4	32.343	15.010	28.675	22.930	1'38.958	268,7	14:28'22.960
5	32.545	15.026	29.012	34.124	1'50.707P	270,0	14:30'13.667
6	10'40.975	15.450	29.213	23.286	11'48.924P	267,3	14:42'02.591
7	32.422	14.940	28.586	22.876	1'38.824	270,7	14:43'41.415
8	32.323	14.982	28.667	22.925	1'38.897	270,7	14:45'20.312
9	32.441	14.978	28.652	22.969	1'39.040	270,0	14:46'59.352
10	34.378	15.114	30.136	33.019	1'52.647P	274,1	14:48'51.999
11	5'24.585	15.796	30.018	23.375	6'33.774P	266,0	14:55'25.773
12	32.268	15.016	28.322	22.650	1'38.256	266,7	14:57'04.029
13	32.305	14.915	28.517	22.810	1'38.547	270,0	14:58'42.576

7° 44 D. DE BOER (1'39.127)

Lap	Seg.1	Seg.2	Seg.3	Seg.4	Lap Time	km/h	Local Time
1		21.572	30.567	24.343		264,1	14:21'53.336
2	33.705	15.387	28.726	23.184	1'41.002	266,0	14:23'34.338
3	32.974	15.601	28.937	22.998	1'40.510	267,3	14:25'14.848
4	32.856	15.136	28.746	22.967	1'39.705	266,0	14:26'54.553
5	32.888	15.266	29.770	33.826	1'51.750P	266,7	14:28'46.303
6	11'50.174	16.310	30.294	23.584	13'00.362P	251,2	14:41'46.665
7	33.174	15.251	28.985	23.250	1'40.660	266,7	14:43'27.325
8	32.795	15.104	28.909	23.052	1'39.860	265,4	14:45'07.185
9	32.640	15.123	31.771	34.171	1'53.705P	265,4	14:47'00.890
10	4'54.425	16.377	30.260	23.767	6'04.829P	238,4	14:53'05.719
11	32.811	15.177	28.779	22.885	1'39.652	266,0	14:54'45.371
12	32.587	15.069	28.682	22.886	1'39.224	264,1	14:56'24.595
13	32.547	15.054	28.735	22.791	1'39.127	264,7	14:58'03.722
14	37.171	16.481	31.324	37.058	2'02.034P	244,9	15:00'05.756

4° 21 F. MARINO (1'38.476)

Lap	Seg.1	Seg.2	Seg.3	Seg.4	Lap Time	km/h	Local Time
1		27.769	28.962	23.161			14:22'48.155
2	32.338	15.044	28.695	23.007	1'39.084	268,7	14:24'27.239
3	32.611	14.996	28.894	32.708	1'49.209P	271,4	14:26'16.448
4	4'06.251	15.098	29.749	33.593	5'24.691CP	268,7	14:31'41.139
5	7'50.453	15.216	28.845	23.491	8'58.005P	266,0	14:40'39.144
6	32.440	14.946	28.552	22.942	1'38.880	270,7	14:42'18.022
7	32.568	15.013	28.612	23.112	1'39.305	270,0	14:43'57.329
8	32.514	15.123	28.688	33.020	1'49.345P	269,3	14:45'46.674
9	4'07.904	15.394	28.671	23.141	5'15.110P	262,8	14:51'01.784
10	32.151	14.996	28.458	22.871	1'38.476	268,0	14:52'40.260

8° 45 J. BUEHN (1'39.163)

Lap	Seg.1	Seg.2	Seg.3	Seg.4	Lap Time	km/h	Local Time
1		21.178	31.166	24.147		262,8	14:21'51.442
2	33.313	15.475	28.687	23.313	1'40.788	270,0	14:23'32.230
3	33.106	16.404	28.931	22.930	1'41.371	257,8	14:25'13.601
4	32.590	15.044	29.698	23.105	1'40.437	272,7	14:26'54.038
5	32.788	15.077	28.572	23.092	1'39.529	272,0	14:28'33.567
6	32.651	14.901	28.622	22.989	1'39.163	271,4	14:30'12.730

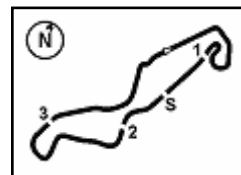
20/04/2018 P = Pits In/Out - C = Lap Time Cancelled

These data/results cannot be reproduced, stored and/or transmitted in whole or in part by any manner of electronic, mechanical, photocopying, recording, broadcasting or otherwise now known or herein after developed without the previous express consent by the copyright owner, except for reproduction in daily press and regular printed publications on sale to the public within 60 days of the event related to those data/results and always provided that copyright symbol appears together as follows below.

© DORNA WSBK ORGANIZATION Srl 2018

FIK R PERUGIA TIMING





Dutch Round, 20-21-22 April 2018

Superstock 1000 - Chronological Analysis Free Practice 2nd Session

7	35.796	18.027	32.464	39.297	2'05.584CP	225,9	14:32'18.314
8	8'44.661	16.474	29.393	23.264	9'53.792P	245,5	14:42'12.106
9	32.758	15.241	28.854	23.290	1'40.143	272,0	14:43'52.249
10	32.865	15.368	28.720	23.024	1'39.977	267,3	14:45'32.226
11	32.750	15.084	28.857	22.953	1'39.644	271,4	14:47'11.870
12	32.961	15.199	28.904	22.962	1'40.026	271,4	14:48'51.896
13	32.828	15.056	28.754	23.098	1'39.736	272,7	14:50'31.632
14	32.922	15.131	28.892	22.896	1'39.841	272,0	14:52'11.473
15	35.826	18.596	29.819	23.555	1'47.796	213,0	14:53'59.269
16	33.040	15.237	28.836	23.045	1'40.158	270,0	14:55'39.427
17	32.835	15.311	28.934	22.899	1'39.979	267,3	14:57'19.406
18	33.919	16.030	29.478	24.130	1'43.557	260,9	14:59'02.963

13° 34 X. PINSACH (1'40.385)							
Lap	Seg.1	Seg.2	Seg.3	Seg.4	Lap Time	km/h	Local Time
1		15.742	29.790	23.809	264,7	14:22'02.983	
2	33.539	15.317	29.254	43.988	2'02.098	265,4	14:24'05.081
3	33.691	15.643	29.274	23.430	1'42.038	264,7	14:25'47.119
4	33.036	15.249	29.317	23.514	1'41.116	267,3	14:27'28.235
5	33.102	15.128	29.099	23.206	1'40.535	266,7	14:29'08.770
6	35.050	15.459	30.183	40.905	2'01.597CP	266,7	14:31'10.367
7	8'23.702	15.452	29.366	23.578	9'32.098P	269,3	14:40'42.465
8	33.080	15.011	29.360	23.191	1'40.642	270,0	14:42'23.107
9	33.070	15.038	29.245	23.075	1'40.428	268,0	14:44'03.535
10	32.938	15.145	30.015	39.372	1'57.470P	268,7	14:46'01.005
11	4'01.156	15.418	29.301	23.361	5'09.236P	262,8	14:51'10.241
12	32.901	15.074	29.171	23.276	1'40.422	266,7	14:52'50.663
13	32.896	15.153	29.178	23.158	1'40.385	267,3	14:54'31.048
14	32.906	15.326	34.920	23.484	1'46.636	266,7	14:56'17.684
15	32.929	15.200	29.191	23.111	1'40.431	266,7	14:57'58.115
16	33.072	15.167	29.175	23.185	1'40.599	265,4	14:59'38.714

9° 59 A. SCHACHT (1'39.314)							
Lap	Seg.1	Seg.2	Seg.3	Seg.4	Lap Time	km/h	Local Time
1		16.221	29.475	23.604	259,6	14:22'06.144	
2	33.153	15.490	28.919	23.363	1'40.925	262,1	14:23'47.069
3	32.954	15.388	29.173	23.185	1'40.700	264,7	14:25'27.769
4	32.835	15.288	28.899	23.175	1'40.197	262,1	14:27'07.966
5	32.816	15.457	28.984	22.973	1'40.230	265,4	14:28'48.196
6	32.746	15.167	28.814	22.902	1'39.629C	264,1	14:30'27.825
7	34.511	16.263	31.242	37.853	1'59.869CP	238,9	14:32'27.694
8	7'05.650	15.549	29.023	23.454	8'13.676P	259,0	14:40'41.370
9	32.922	15.163	28.500	22.729	1'39.314	268,7	14:42'20.684

10° 23 L. SALVADORI (1'39.656)							
Lap	Seg.1	Seg.2	Seg.3	Seg.4	Lap Time	km/h	Local Time
1		16.700	37.160	26.503	256,5	14:22'40.459	
2	33.309	15.329	29.176	23.384	1'41.198	269,3	14:24'21.657
3	32.680	15.180	28.728	23.128	1'39.716	266,7	14:26'01.373
4	32.820	15.061	28.748	23.204	1'39.833	268,0	14:27'41.206
5	33.646	16.011	31.810	25.972	1'47.439	259,0	14:29'28.645
6	34.622	16.169	34.914	38.137	2'03.842CP	254,7	14:31'32.487
7	9'55.237	16.425	30.330	23.372	11'05.364P	257,1	14:42'37.851
8	33.201	15.458	29.066	23.411	1'41.136	266,0	14:44'18.987
9	34.945	15.870	30.025	38.198	1'59.038P	262,1	14:46'18.025
10	7'57.915	15.922	30.665	23.698	9'08.210P	256,5	14:55'26.235
11	32.743	15.308	28.815	22.920	1'39.786	262,8	14:57'06.021
12	32.659	15.265	28.732	23.000	1'39.656	263,4	14:58'45.677

14° 4 R. BRINK (1'40.584)							
Lap	Seg.1	Seg.2	Seg.3	Seg.4	Lap Time	km/h	Local Time
1		16.140	29.723	23.978	270,7	14:21'48.011	
2	33.654	15.450	29.246	23.500	1'41.850	269,3	14:23'29.861
3	33.769	15.532	29.209	23.569	1'42.079	268,0	14:25'11.940
4	37.124	15.361	29.204	23.540	1'45.229	267,3	14:26'57.169
5	33.367	15.170	29.078	23.574	1'41.189	267,3	14:28'38.358
6	33.251	15.195	29.006	23.531	1'40.983	265,4	14:30'19.341
7	36.198	18.344	32.704	37.385	2'04.631CP	210,5	14:32'23.972
8	7'20.125	15.802	29.696	23.599	8'29.222P	259,6	14:40'53.194
9	34.362	17.009	29.177	23.569	1'44.117	225,0	14:42'37.311
10	33.255	15.127	28.928	23.274	1'40.584	266,0	14:44'17.895
11	33.138	15.182	34.934	25.249	1'48.503	266,7	14:46'06.398
12	34.452	15.231	30.339	35.138	1'55.160P	266,0	14:48'01.558
13	3'52.210	15.528	29.818	23.526	5'01.082P	264,7	14:53'02.640
14	33.236	15.335	32.099	24.928	1'45.598	264,7	14:54'48.238
15	33.397	15.269	29.689	36.732	1'55.087P	264,1	14:56'43.325
16	1'49.087	15.611	29.595	23.672	2'57.965P	260,9	14:59'41.290

11° 84 R. RUSSO (1'39.816)							
Lap	Seg.1	Seg.2	Seg.3	Seg.4	Lap Time	km/h	Local Time
1		19.210	32.166	25.641	174,5	14:22'48.605	
2	35.101	15.333	29.097	23.394	1'42.925	264,1	14:24'31.530
3	34.143	15.363	29.145	23.769	1'42.420	264,1	14:26'13.950
4	32.949	15.111	28.713	23.043	1'39.816	264,7	14:27'53.766
5	32.857	15.029	28.861	35.492	1'52.239P	265,4	14:29'46.005
6	9'58.008	19.148	31.346	24.172	11'12.674P	187,8	14:40'58.679
7	33.249	15.131	28.866	23.486	1'40.732	267,3	14:42'39.411
8	33.256	15.092	28.831	26.363	1'43.542	266,7	14:44'22.953
9	35.824	15.604	29.945	34.908	1'56.281P	262,1	14:46'19.234
10	2'19.887	15.327	33.371	23.399	3'31.984P	265,4	14:49'51.218
11	32.840	15.232	29.587	22.947	1'40.606	269,3	14:51'31.824
12	38.899	15.581	29.834	35.793	2'00.107P	262,8	14:53'31.931

15° 16 G. RUIJ (1'40.649)							
Lap	Seg.1	Seg.2	Seg.3	Seg.4	Lap Time	km/h	Local Time
1		16.742	30.815	25.003	259,0	14:21'58.381	
2	34.458	16.010	29.711	24.273	1'44.452	263,4	14:23'42.833
3	33.830	16.006	32.167	23.836	1'45.839	267,3	14:25'28.672
4	33.457	15.482	28.947	23.564	1'41.450	268,0	14:27'10.122
5	33.617	15.573	29.135	23.528	1'41.853	266,0	14:28'51.975
6	35.003	17.103	31.225	26.454	1'49.785C	242,7	14:30'41.760
7	35.270	16.499	31.872	36.994	2'00.635CP	262,8	14:32'42.395
8	6'52.753	15.460	29.352	23.760	8'01.325P	270,0	14:40'43.720
9	33.298	15.318	28.887	23.204	1'40.707	266,7	14:42'24.427
10	33.443	15.345	28.937	23.077	1'40.802	266,7	14:44'05.229
11	33.207	15.411	30.220	27.458	1'46.296	264,7	14:45'51.525
12	36.142	16.584	35.181	30.394	1'58.301	256,5	14:47'49.826
13	33.442	15.470	28.847	23.555	1'41.314	265,4	14:49'31.140
14	33.382	15.305	28.845	23.210	1'40.742	266,7	14:51'11.882
15	34.480	16.400	30.529	33.833	1'55.242P	255,9	14:53'07.124
16	1'59.027	17.840	35.176	26.083	3'18.126P	241,1	14:56'25.250

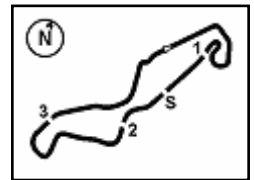
12° 6 E. PUSCEDDU (1'40.124)							
Lap	Seg.1	Seg.2	Seg.3	Seg.4	Lap Time	km/h	Local Time
1		17.722	32.641	24.176	223,6	14:22'03.898	
2	33.353	15.386	28.808	23.548	1'41.095	265,4	14:23'44.993
3	42.210	16.602	29.969	23.666	1'52.447	259,0	14:25'37.440
4	33.012	15.514	29.109	23.441	1'41.076	264,7	14:27'18.516
5	32.924	15.306	29.011	23.348	1'40.589	265,4	14:28'59.105
6	32.915	15.340	29.029	25.623	1'42.907C	265,4	14:30'42.012
7	37.189	17.059	32.392	39.472	2'06.112CP	242,7	14:32'48.124

20/04/2018 P = Pits In/Out - C = Lap Time Cancelled

These data/results cannot be reproduced, stored and/or transmitted in whole or in part by any manner of electronic, mechanical, photocopying, recording, broadcasting or otherwise now known or herein after developed without the previous express consent by the copyright owner, except for reproduction in daily press and regular printed publications on sale to the public within 60 days of the event related to those data/results and always provided that copyright symbol appears together as follows below.

© DORNA WSBK ORGANIZATION Srl 2018





Dutch Round, 20-21-22 April 2018

Superstock 1000 - Chronological Analysis Free Practice 2nd Session

TT Circuit Assen 4.542 m

17 32.996 15.261 28.833 23.691 1'40.781 264,1 14:58'06.031
18 33.417 15.146 28.777 23.309 1'40.649 268,0 14:59'46.680

2 34.701 16.041 29.346 24.292 1'44.380 254,7 14:23'43.822
3 33.985 15.911 31.226 24.508 1'45.630 257,8 14:25'29.452
4 33.861 15.658 29.358 23.981 1'42.858 259,6 14:27'12.310
5 36.289 16.195 30.243 34.234 1'56.961P 254,7 14:29'09.271
6 10'25.298 15.645 29.590 23.892 11'34.425P 259,0 14:40'43.696
7 33.869 15.459 29.365 23.785 1'42.478 260,9 14:42'26.174
8 33.874 15.656 29.474 24.130 1'43.134 258,4 14:44'09.308
9 39.316 15.937 30.206 35.524 2'00.983P 256,5 14:46'10.291
10 5'04.394 18.588 35.037 25.308 6'23.327P 229,3 14:52'33.618
11 34.177 15.847 29.635 32.705 1'52.364P 254,7 14:54'25.982
12 1'37.704 15.942 29.862 23.823 2'47.331P 253,5 14:57'13.313
13 33.922 15.796 29.468 24.572 1'43.758 255,3 14:58'57.071

16° 51 E. VIONNET (1'40.917)

Lap	Seg.1	Seg.2	Seg.3	Seg.4	Lap Time	km/h	Local Time
1		16.419	31.069	24.247	264,1	14:21'53.115	
2	34.061	15.844	29.386	23.866	1'43.157	250,6	14:23'36.272
3	33.495	15.686	29.328	23.782	1'42.291	260,2	14:25'18.563
4	33.965	15.392	29.541	23.527	1'42.425	260,2	14:27'00.988
5	33.314	15.350	29.380	23.373	1'41.417	263,4	14:28'42.405
6	33.281	15.222	29.318	23.431	1'41.252	259,6	14:30'23.657
7	35.108	17.861	32.773	37.052	2'02.794CP	215,1	14:32'26.451
8	7'46.917	16.023	29.985	23.856	8'56.781P	266,7	14:41'23.232
9	33.402	15.264	29.490	23.887	1'42.043	267,3	14:43'05.275
10	33.012	15.181	29.226	23.498	1'40.917	273,4	14:44'46.192
11	33.048	15.181	29.375	23.505	1'41.109	270,7	14:46'27.301
12	33.244	15.304	29.268	23.498	1'41.314	270,0	14:48'08.615
13	33.208	15.321	29.483	23.533	1'41.545	270,0	14:49'50.160
14	33.344	15.533	30.001	23.418	1'42.296	268,0	14:51'32.456
15	36.905	15.975	30.411	24.426	1'47.717	270,0	14:53'20.173
16	34.818	16.022	29.795	23.812	1'44.447	252,9	14:55'04.620
17	33.572	15.501	29.632	23.680	1'42.385	265,4	14:56'47.005
18	33.712	21.186	31.998	24.426	1'51.322	263,4	14:58'38.327

20° 82 K. PESEK (1'42.568)

Lap	Seg.1	Seg.2	Seg.3	Seg.4	Lap Time	km/h	Local Time
1		16.633	36.241	25.748	252,3	14:22'39.247	
2	34.802	15.844	30.036	24.232	1'44.914	260,9	14:24'24.161
3	34.800	15.726	29.835	24.105	1'44.466	265,4	14:26'08.627
4	34.220	15.787	29.863	24.120	1'43.990	262,1	14:27'52.617
5	34.508	15.718	29.650	23.938	1'43.814	264,7	14:29'36.431
6	38.909	16.081	36.233	37.378	2'08.601CP	261,5	14:31'45.032
7	8'00.128	16.342	30.757	24.419	9'11.646P	258,4	14:40'56.678
8	33.854	15.460	29.418	24.074	1'42.806	264,1	14:42'39.484
9	33.947	15.438	29.297	24.009	1'42.691	268,0	14:44'22.175
10	33.736	15.602	29.314	23.916	1'42.568	263,4	14:46'04.743
11	42.610	16.765	30.991	37.383	2'07.749P	250,0	14:48'12.492
12	1'56.782	17.191	33.780	32.641	3'20.394P	246,0	14:51'32.886
13	34.145	15.672	34.001	24.292	1'48.110	260,2	14:53'20.996
14	33.818	15.667	29.617	24.192	1'43.294	262,8	14:55'04.290
15	40.409	16.996	31.241	28.521	1'57.167	237,9	14:57'01.457
16	33.892	15.692	29.647	24.027	1'43.258	262,1	14:58'44.715

17° 31 V. SUCHET (1'41.053)

Lap	Seg.1	Seg.2	Seg.3	Seg.4	Lap Time	km/h	Local Time
1		17.142	31.058	24.502	259,6	14:21'58.767	
2	34.542	15.741	29.915	24.239	1'44.437	262,1	14:23'43.204
3	34.062	15.711	31.229	23.965	1'44.967	262,1	14:25'28.171
4	33.550	15.386	29.307	23.448	1'41.691	264,1	14:27'09.862
5	34.614	15.494	29.376	23.859	1'43.343	262,8	14:28'53.205
6	33.914	15.502	30.046	24.381	1'43.843C	262,8	14:30'37.048
7	37.360	17.436	33.399	39.961	2'08.156CP	242,7	14:32'45.204
8	6'53.908	16.022	29.992	23.786	8'03.708P	260,9	14:40'48.912
9	33.897	15.501	29.634	23.565	1'42.597	263,4	14:42'31.509
10	33.661	15.406	29.441	23.471	1'41.979	264,1	14:44'13.488
11	33.732	15.411	29.541	23.395	1'42.079	262,8	14:45'55.567
12	34.602	15.749	30.250	35.952	1'56.553P	262,8	14:47'52.120
13	3'56.038	15.707	29.861	24.366	5'05.972P	260,9	14:52'58.092
14	33.630	15.382	29.146	23.244	1'41.402	261,5	14:54'39.494
15	33.238	15.389	29.238	23.309	1'41.174	259,6	14:56'20.668
16	33.379	15.352	29.063	23.259	1'41.053	260,9	14:58'01.721
17	35.101	16.522	33.033	25.498	1'50.154	243,2	14:59'51.875

21° 77 T. ALBERTO (1'42.675)

Lap	Seg.1	Seg.2	Seg.3	Seg.4	Lap Time	km/h	Local Time
1		16.757	31.966	24.955	251,7	14:22'37.521	
2	35.964	15.855	30.376	24.400	1'46.595	252,3	14:24'24.116
3	39.318	15.909	30.357	24.751	1'50.335	264,1	14:26'14.451
4	33.935	15.749	30.090	24.316	1'44.090	264,1	14:27'58.541
5	34.307	15.761	29.926	24.285	1'44.279	269,3	14:29'42.820
6	34.124	15.600	35.009	38.018	2'02.751CP	270,0	14:31'45.571
7	8'29.558	16.402	30.505	24.471	9'40.936P	254,7	14:41'26.507
8	33.784	15.791	29.791	24.395	1'43.761	266,7	14:43'10.268
9	34.064	15.767	29.899	24.183	1'43.913	266,7	14:44'54.181
10	34.119	15.795	29.790	24.164	1'43.868	263,4	14:46'38.049
11	33.880	15.786	29.664	23.929	1'43.259	266,0	14:48'21.308
12	33.706	15.707	29.670	24.105	1'43.188	267,3	14:50'04.496
13	34.059	15.643	31.210	24.258	1'45.170	267,3	14:51'49.666
14	33.886	15.623	30.047	24.171	1'43.727	264,1	14:53'33.393
15	33.629	15.642	29.867	24.081	1'43.219	266,0	14:55'16.612
16	33.795	15.574	29.762	24.016	1'43.147	264,7	14:56'59.759
17	33.574	15.458	29.722	23.921	1'42.675	264,1	14:58'42.434

18° 55 F. MARCHIONNI (1'41.837)

Lap	Seg.1	Seg.2	Seg.3	Seg.4	Lap Time	km/h	Local Time
1		19.789	40.728	31.589	211,4	14:22'40.858	
2	33.535	15.677	29.937	24.426	1'43.575	265,4	14:24'24.433
3	33.906	15.648	29.439	23.575	1'42.568	259,0	14:26'07.001
4	33.343	15.469	29.247	23.778	1'41.837	260,2	14:27'48.838
5	41.030	20.477	32.299	37.984	2'11.790P	161,0	14:30'00.628
6	9'55.286	22.629	35.856	23.907	11'17.678P	160,2	14:41'18.306
7	33.822	15.610	29.720	23.812	1'42.964	259,6	14:43'01.270
8	34.715	18.636	29.552	23.689	1'46.592	177,9	14:44'47.862
9	33.596	15.599	29.199	23.582	1'41.976	258,4	14:46'29.838
10	33.673	15.670	29.459	23.948	1'42.750	258,4	14:48'12.588
11	33.587	15.580	29.648	23.847	1'42.662	259,0	14:49'55.250
12	33.528	15.711	29.554	23.751	1'42.544	258,4	14:51'37.794
13	39.966	19.603	36.280	38.670	2'14.519P	181,2	14:53'52.313
14	4'21.930	21.885	31.714	23.955	5'39.484P	145,9	14:59'31.797

22° 10 A. YEGIN (1'46.252)

Lap	Seg.1	Seg.2	Seg.3	Seg.4	Lap Time	km/h	Local Time
1		17.425	31.899	25.875	237,4	14:23'28.345	
2	36.052	16.990	31.555	25.076	1'49.673	249,4	14:25'18.018
3	35.380	16.220	30.206	24.446	1'46.252	255,9	14:27'04.270
4	35.161	16.285	30.420	24.923	1'46.789	255,3	14:28'51.059

19° 46 M. CUDEVILLE (1'42.478)

Lap	Seg.1	Seg.2	Seg.3	Seg.4	Lap Time	km/h	Local Time
1		16.642	30.960	24.798	256,5	14:21'59.442	

23° 15 F. SANDI

Lap	Seg.1	Seg.2	Seg.3	Seg.4	Lap Time	km/h	Local Time
1		21.247	32.224	23.432	163,9	14:23'24.268	

20/04/2018

P = Pits In/Out - C = Lap Time Cancelled

These data/results cannot be reproduced, stored and/or transmitted in whole or in part by any manner of electronic, mechanical, photocopying, recording, broadcasting or otherwise now known or herein after developed without the previous express consent by the copyright owner, except for reproduction in daily press and regular printed publications on sale to the public within 60 days of the event related to those data/results and always provided that copyright symbol appears together as follows below.

© DORNA WSBK ORGANIZATION Srl 2018

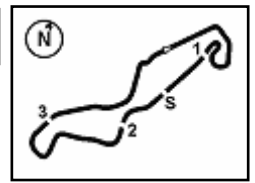
FIKR PERUGIA TIMING



Official Tyre Supplier



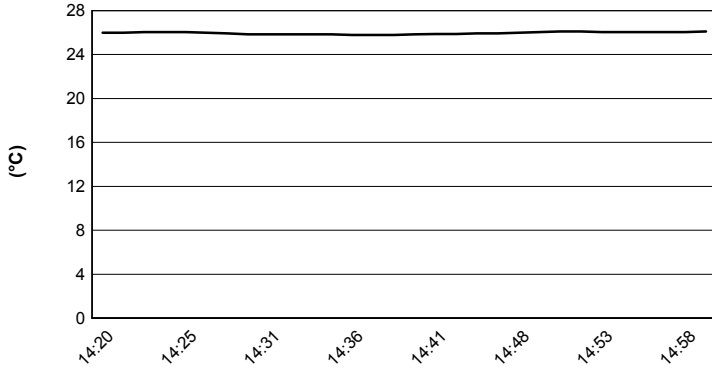
Official Timekeeper



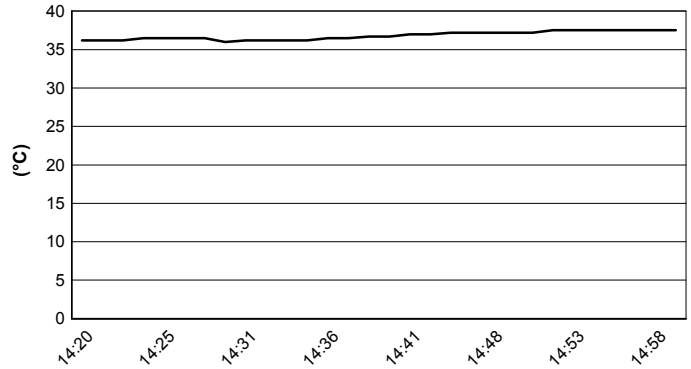
TT Circuit Assen 4.542 m

Dutch Round, 20-21-22 April 2018
Superstock 1000 - Weather Report Free Practice 2nd Session
 Session started 14:20 - Session ended 15:00

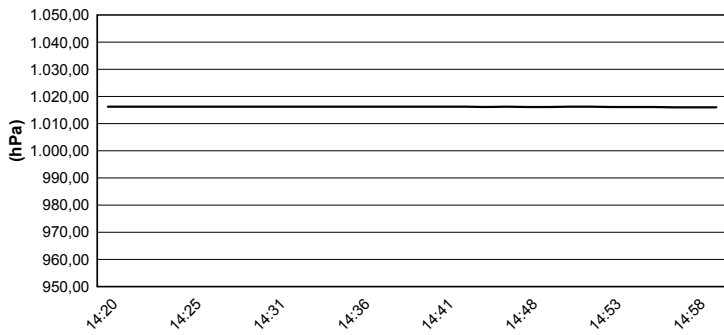
Air Temperature



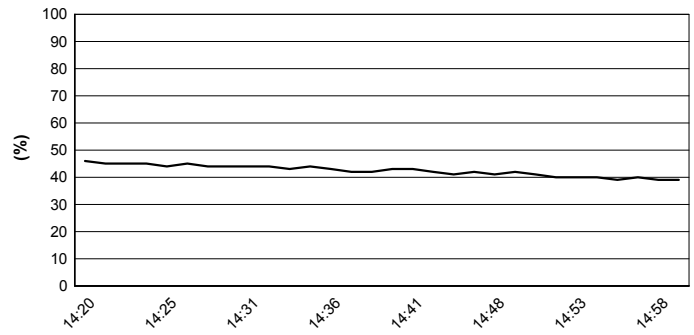
Track Temperature



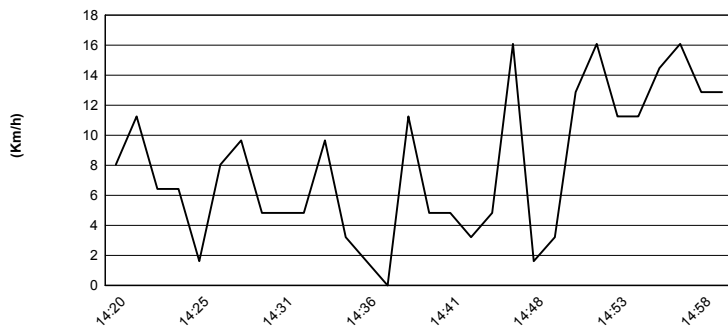
Air Pressure



Humidity



Wind Speed



Wind Direction



20/04/2018

These data/results cannot be reproduced, stored and/or transmitted in whole or in part by any manner of electronic, mechanical, photocopying, recording, broadcasting or otherwise now known or herein after developed without the previous express consent by the copyright owner, except for reproduction in daily press and regular printed publications on sale to the public within 60 days of the event related to those data/results and always provided that copyright symbol appears together as follows below.

© DORNA WSBK ORGANIZATION Srl 2018