

5.1
STK1000
120/02

TT Circuit Assen 4.542 m

1 / 2

Dutch Round, 20-21-22 April 2018

Superstock 1000 - Results Qualifying

No.	Rider	Nat	Team	Bike	Time	Gap	Rel.	Laps	Speed	
									Avg	Max
1	28 M. REITERBERGER	GER	alpha Racing-Van Zon-BMW	BMW S 1000 RR	1'36.456			11	169,520	276,9
2	2 R. TAMBURINI	ITA	Berclaz Racing Team SA	BMW S 1000 RR	1'36.996	0.540	0.540	13	168,576	281,3
3	15 F. SANDI	ITA	MOTOCORSA Racing	Ducati 1199 Panigale R	1'36.997	0.541	0.001	12	168,574	279,1
4	7 M. SCHEIB	CHI	Aprilia Racing Team	Aprilia RSV4 RF	1'37.202	0.746	0.205	13	168,219	279,1
5	45 J. BUEHN	GER	alpha Racing-Van Zon-BMW	BMW S 1000 RR	1'37.424	0.968	0.222	13	167,835	277,6
6	6 E. PUSCEDDU	ITA	D.K. Racing	BMW S 1000 RR	1'37.439	0.983	0.015	14	167,810	275,5
7	21 F. MARINO	FRA	URBIS Yamaha Motocrossing STK Team	Yamaha YZF R1	1'37.672	1.216	0.233	14	167,409	277,6
8	84 R. RUSSO	ITA	C.M. Racing	Kawasaki ZX-10RR	1'37.908	1.452	0.236	15	167,006	276,2
9	44 D. DE BOER	NED	Yamaha Team MGM	Yamaha YZF R1	1'38.029	1.573	0.121	10	166,800	271,4
10	70 L. VITALI	ITA	Aprilia Racing Team	Aprilia RSV4 RF	1'38.199	1.743	0.170	7	166,511	275,5
11	52 A. DELBIANCO	ITA	GULF ALTHEA BMW Racing Team	BMW S 1000 RR	1'38.425	1.969	0.226	13	166,129	276,2
12	59 A. SCHACHT	DEN	EAB SCHACHT Racing Team	Ducati 1199 Panigale R	1'38.561	2.105	0.136	14	165,899	272,0
13	23 L. SALVADORI	ITA	Berclaz Racing Team SA	BMW S 1000 RR	1'38.564	2.108	0.003	11	165,894	273,4
14	34 X. PINSACH	ESP	ETG Racing	Kawasaki ZX-10RR	1'38.778	2.322	0.214	14	165,535	278,4
15	51 E. VIONNET	SUI	MOTOS VIONNET	BMW S 1000 RR	1'38.981	2.525	0.203	12	165,195	274,1
16	55 F. MARCHIONNI	ITA	SPEED ACTION	Yamaha YZF R1	1'39.167	2.711	0.186	14	164,885	269,3
17	16 G. RUIU	ITA	Team Pedercini Racing	Kawasaki ZX-10RR	1'39.179	2.723	0.012	15	164,866	276,2
18	4 R. BRINK	NED	Team SWPN	Yamaha YZF R1	1'39.665	3.209	0.486	14	164,062	273,4
19	89 F. ROGERS	GBR	Nutec - Benjan - Kawasaki	Kawasaki ZX-10RR	1'40.074	3.618	0.409	13	163,391	266,7
20	31 V. SUCHET	SUI	Flembo Leader Team	Kawasaki ZX-10RR	1'40.214	3.758	0.140	12	163,163	271,4
21	77 T. ALBERTO	PHI	MOTOCORSA Racing	Ducati 1199 Panigale R	1'40.518	4.062	0.304	15	162,669	276,9
22	46 M. CUDEVILLE	FRA	Flembo Leader Team	Kawasaki ZX-10RR	1'40.619	4.163	0.101	13	162,506	265,4
23	82 K. PESEK	CZE	MOTO 82	Kawasaki ZX-10RR	1'40.950	4.494	0.331	13	161,973	272,7

AIR	Humidity:	43%	Temp:	19°C
TRACK	Condition:	Dry	Temp:	36°C

Records	Pole (QP)	2017 F.Marino	1'36.775	168,960	Km/h
	Race (RC)	2017 M.Rinaldi	1'37.522	167,670	Km/h
	Circuit (FP3)	2018 M.Reiterberger	1'36.431	169,560	Km/h

Start 21/04/2018 15:00 End 15:31 The results are provisional until the end of the time limit for protests and appeals and the completion of the technical checks.

These data/results cannot be reproduced, stored and/or transmitted in whole or in part by any manner of electronic, mechanical, photocopying, recording, broadcasting or otherwise now known or herein after developed without the previous express consent by the copyright owner, except for reproduction in daily press and regular printed publications on sale to the public within 60 days of the event related to those data/results and always provided that copyright symbol appears together as follows below.

© DORNA WSBK ORGANIZATION Srl 2018

FICR PERUGIA TIMING



Official Tyre Supplier



Official Timekeeper

Dutch Round, 20-21-22 April 2018

Superstock 1000 - Results Qualifying

Session Highlights

Local Time	No. Rider	Description
15.00.00		Start
15.03.30		New Best Lap
15.05.26	31 V. SUCHET	On the Gravel - Re-Joined - Turn 17
15.05.59	6 E. PUSCEDDU	On the Gravel - Re-Joined - Turn 2
15.06.23	34 X. PINSACH	On the Gravel - Re-Joined - Turn 2
15.09.11	4 R. BRINK	On the Gravel - Re-Joined - Turn 2
15.09.31	51 E. VIONNET	On the Gravel - Re-Joined - Turn 2
15.10.08	34 X. PINSACH	On the Gravel - Re-Joined - Turn 9
15.10.24	2 R. TAMBURINI	Current Lap Cancelled - Exceeded Track Limits - Turn 8
15.10.53	6 E. PUSCEDDU	On the Gravel - Re-Joined - Turn 2
15.11.17	77 T. ALBERTO	On the Gravel - Re-Joined - Turn 2
15.11.24	82 K. PESEK	On the Gravel - Re-Joined - Turn 2
15.20.56	2 R. TAMBURINI	On the Gravel - Re-Joined - Turn 2
15.21.04	52 A. DELBIANCO	On the Gravel - Re-Joined - Turn 2
15.21.09	16 G. RUIU	On the Gravel - Re-Joined - Turn 2
15.21.27	16 G. RUIU	On the Gravel - Re-Joined - Turn 5
15.21.44	31 V. SUCHET	Crashed - Turn 5
15.23.05	70 L. VITALI	Crashed - Turn 3
15.26.35	84 R. RUSSO	On the Gravel - Re-Joined - Turn 2
15.27.28	82 K. PESEK	On the Gravel - Re-Joined - Turn 2
15.28.10	51 E. VIONNET	On the Gravel - Re-Joined - Turn 2
15.29.06	4 R. BRINK	Current Lap Cancelled - Exceeded Track Limits - Turn 8
15.31.44		End Of Session

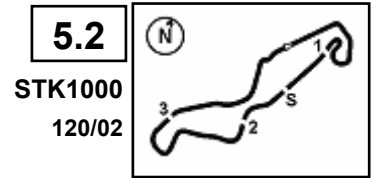
Fastest Laps Sequence

No.	Rider	Nat	Team	Bike	Local Time	Time	Gap	Avg
52	A. DELBIANCO	ITA	GULF ALTHEA BMW Racing Team	BMW S 1000 RR	15:03'21.183	1'39.742		163,935
59	A. SCHACHT	DEN	EAB SCHACHT Racing Team	Ducati 1199 Panigale R	15:03'21.310	1'38.905	-0.837	165,322
28	M. REITERBERGER	GER	alpha Racing-Van Zon-BMW	BMW S 1000 RR	15:03'21.860	1'36.572	-2.333	169,316
28	M. REITERBERGER	GER	alpha Racing-Van Zon-BMW	BMW S 1000 RR	15:21'24.317	1'36.456	-0.116	169,520

21/04/2018 Start End The results are provisional until the end of the time limit for protests and appeals and the completion of the technical checks.

These data/results cannot be reproduced, stored and/or transmitted in whole or in part by any manner of electronic, mechanical, photocopying, recording, broadcasting or otherwise now known or herein after developed without the previous express consent by the copyright owner, except for reproduction in daily press and regular printed publications on sale to the public within 60 days of the event related to those data/results and always provided that copyright symbol appears together as follows below.

© DORNA WSBK ORGANIZATION Srl 2018



5.2
STK1000
120/02

Dutch Round, 20-21-22 April 2018

Superstock 1000 - Best Sector & Speed Qualifying

TT Circuit Assen 4.542 m

BEST LAP			
1	28 M. REITERBERGER	BMW S 1000 RR	1'36.456
2	2 R. TAMBURINI	BMW S 1000 RR	1'36.996
3	15 F. SANDI	Ducati 1199 Panigale R	1'36.997
4	7 M. SCHEIB	Aprilia RSV4 RF	1'37.202
5	45 J. BUEHN	BMW S 1000 RR	1'37.424
6	6 E. PUSCEDDU	BMW S 1000 RR	1'37.439
7	21 F. MARINO	Yamaha YZF R1	1'37.672
8	84 R. RUSSO	Kawasaki ZX-10RR	1'37.908
9	44 D. DE BOER	Yamaha YZF R1	1'38.029
10	70 L. VITALI	Aprilia RSV4 RF	1'38.199
11	52 A. DELBIANCO	BMW S 1000 RR	1'38.425
12	59 A. SCHACHT	Ducati 1199 Panigale R	1'38.561
13	23 L. SALVADORI	BMW S 1000 RR	1'38.564
14	34 X. PINSACH	Kawasaki ZX-10RR	1'38.778
15	51 E. VIONNET	BMW S 1000 RR	1'38.981
16	55 F. MARCHIONNI	Yamaha YZF R1	1'39.167
17	16 G. RUIU	Kawasaki ZX-10RR	1'39.179
18	4 R. BRINK	Yamaha YZF R1	1'39.665
19	89 F. ROGERS	Kawasaki ZX-10RR	1'40.074
20	31 V. SUCHET	Kawasaki ZX-10RR	1'40.214
21	77 T. ALBERTO	Ducati 1199 Panigale R	1'40.518
22	46 M. CUDEVILLE	Kawasaki ZX-10RR	1'40.619
23	82 K. PESEK	Kawasaki ZX-10RR	1'40.950

SPEED			
1	2 R. TAMBURINI	BMW S 1000 RR	281,3
2	7 M. SCHEIB	Aprilia RSV4 RF	279,1
3	15 F. SANDI	Ducati 1199 Panigale R	279,1
4	34 X. PINSACH	Kawasaki ZX-10RR	278,4
5	45 J. BUEHN	BMW S 1000 RR	277,6
6	21 F. MARINO	Yamaha YZF R1	277,6
7	28 M. REITERBERGER	BMW S 1000 RR	276,9
8	77 T. ALBERTO	Ducati 1199 Panigale R	276,9
9	16 G. RUIU	Kawasaki ZX-10RR	276,2
10	52 A. DELBIANCO	BMW S 1000 RR	276,2
11	84 R. RUSSO	Kawasaki ZX-10RR	276,2
12	70 L. VITALI	Aprilia RSV4 RF	275,5
13	6 E. PUSCEDDU	BMW S 1000 RR	275,5
14	51 E. VIONNET	BMW S 1000 RR	274,1
15	4 R. BRINK	Yamaha YZF R1	273,4
16	23 L. SALVADORI	BMW S 1000 RR	273,4
17	82 K. PESEK	Kawasaki ZX-10RR	272,7
18	59 A. SCHACHT	Ducati 1199 Panigale R	272,0
19	44 D. DE BOER	Yamaha YZF R1	271,4
20	31 V. SUCHET	Kawasaki ZX-10RR	271,4
21	55 F. MARCHIONNI	Yamaha YZF R1	269,3
22	89 F. ROGERS	Kawasaki ZX-10RR	266,7
23	46 M. CUDEVILLE	Kawasaki ZX-10RR	265,4

SEG. 1		
1	28 M. REITERBERGER	31.574
2	7 M. SCHEIB	31.679
3	2 R. TAMBURINI	31.809
4	21 F. MARINO	31.837
5	15 F. SANDI	32.009
6	6 E. PUSCEDDU	32.058
7	45 J. BUEHN	32.091
8	70 L. VITALI	32.128
9	52 A. DELBIANCO	32.141
10	44 D. DE BOER	32.170
11	84 R. RUSSO	32.202
12	59 A. SCHACHT	32.286
13	23 L. SALVADORI	32.360
14	55 F. MARCHIONNI	32.430
15	51 E. VIONNET	32.441
16	34 X. PINSACH	32.502
17	89 F. ROGERS	32.614
18	16 G. RUIU	32.739
19	77 T. ALBERTO	32.844
20	31 V. SUCHET	32.891
21	4 R. BRINK	32.906
22	46 M. CUDEVILLE	33.035
23	82 K. PESEK	33.079

SEG. 2		
1	28 M. REITERBERGER	14.538
2	15 F. SANDI	14.567
3	45 J. BUEHN	14.694
4	84 R. RUSSO	14.715
5	6 E. PUSCEDDU	14.719
6	2 R. TAMBURINI	14.721
7	34 X. PINSACH	14.738
8	21 F. MARINO	14.769
9	7 M. SCHEIB	14.772
10	44 D. DE BOER	14.824
11	23 L. SALVADORI	14.866
12	70 L. VITALI	14.870
13	4 R. BRINK	14.887
14	52 A. DELBIANCO	14.896
15	59 A. SCHACHT	14.902
16	51 E. VIONNET	14.927
17	16 G. RUIU	14.979
18	55 F. MARCHIONNI	14.990
19	77 T. ALBERTO	15.045
20	31 V. SUCHET	15.051
21	46 M. CUDEVILLE	15.239
22	82 K. PESEK	15.271
23	89 F. ROGERS	15.423

SEG. 3		
1	28 M. REITERBERGER	27.740
2	15 F. SANDI	27.924
3	2 R. TAMBURINI	27.972
4	7 M. SCHEIB	28.057
5	6 E. PUSCEDDU	28.100
6	45 J. BUEHN	28.101
7	21 F. MARINO	28.198
8	70 L. VITALI	28.204
9	44 D. DE BOER	28.288
10	84 R. RUSSO	28.328
11	55 F. MARCHIONNI	28.329
12	52 A. DELBIANCO	28.426
13	59 A. SCHACHT	28.445
14	51 E. VIONNET	28.447
15	16 G. RUIU	28.456
16	34 X. PINSACH	28.564
17	23 L. SALVADORI	28.568
18	4 R. BRINK	28.602
19	89 F. ROGERS	28.714
20	46 M. CUDEVILLE	28.757
21	82 K. PESEK	28.887
22	31 V. SUCHET	28.897
23	77 T. ALBERTO	28.968

SEG. 4		
1	28 M. REITERBERGER	22.333
2	2 R. TAMBURINI	22.456
3	15 F. SANDI	22.487
4	45 J. BUEHN	22.497
5	6 E. PUSCEDDU	22.500
6	7 M. SCHEIB	22.523
7	44 D. DE BOER	22.573
8	84 R. RUSSO	22.611
9	21 F. MARINO	22.613
10	59 A. SCHACHT	22.673
11	70 L. VITALI	22.734
12	23 L. SALVADORI	22.770
13	16 G. RUIU	22.775
14	52 A. DELBIANCO	22.824
15	34 X. PINSACH	22.829
16	51 E. VIONNET	22.889
17	4 R. BRINK	23.064
18	55 F. MARCHIONNI	23.083
19	46 M. CUDEVILLE	23.243
20	31 V. SUCHET	23.273
21	89 F. ROGERS	23.308
22	82 K. PESEK	23.366
23	77 T. ALBERTO	23.435

21/04/2018

These data/results cannot be reproduced, stored and/or transmitted in whole or in part by any manner of electronic, mechanical, photocopying, recording, broadcasting or otherwise now known or herein after developed without the previous express consent by the copyright owner, except for reproduction in daily press and regular printed publications on sale to the public within 60 days of the event related to those data/results and always provided that copyright symbol appears together as follows below.

© DORNA WSBK ORGANIZATION Srl 2018

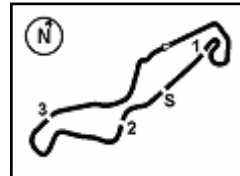
FICR PERUGIA TIMING



Official Tyre Supplier



Official Timekeeper



TT Circuit Assen 4.542 m

Dutch Round, 20-21-22 April 2018

Superstock 1000 - Ideal Time Qualifying

No.	Rider	Nat	Bike	Seg. 1	Seg. 2	Seg. 3	Seg. 4	Ideal Time		
				Diff. 1	Diff. 2	Diff. 3	Diff. 4	Best Lap	Pos.	Diff.
1	28 M. REITERBERGER	GER	BMW S 1000 RR	31.574 0.157	14.538	27.740 0.114	22.333	1'36.185 1'36.456	1	0.271
2	2 R. TAMBURINI	ITA	BMW S 1000 RR	31.809 0.038	14.721	27.972	22.456	1'36.958 1'36.996	2	0.038
3	15 F. SANDI	ITA	Ducati 1199 Panigale R	32.009	14.567	27.924	22.487 0.010	1'36.987 1'36.997	3	0.010
4	7 M. SCHEIB	CHI	Aprilia RSV4 RF	31.679 0.107	14.772 0.012	28.057 0.052	22.523	1'37.031 1'37.202	4	0.171
5	6 E. PUSCEDDU	ITA	BMW S 1000 RR	32.058	14.719	28.100	22.500 0.062	1'37.377 1'37.439	6	0.062
6	45 J. BUEHN	GER	BMW S 1000 RR	32.091 0.002	14.694 0.039	28.101	22.497	1'37.383 1'37.424	5	0.041
7	21 F. MARINO	FRA	Yamaha YZF R1	31.837 0.113	14.769 0.110	28.198	22.613 0.032	1'37.417 1'37.672	7	0.255
8	44 D. DE BOER	NED	Yamaha YZF R1	32.170	14.824 0.054	28.288	22.573 0.120	1'37.855 1'38.029	9	0.174
9	84 R. RUSSO	ITA	Kawasaki ZX-10RR	32.202	14.715 0.026	28.328 0.026	22.611	1'37.856 1'37.908	8	0.052
10	70 L. VITALI	ITA	Aprilia RSV4 RF	32.128	14.870 0.063	28.204 0.200	22.734	1'37.936 1'38.199	10	0.263
11	52 A. DELBIANCO	ITA	BMW S 1000 RR	32.141	14.896	28.426 0.069	22.824 0.069	1'38.287 1'38.425	11	0.138
12	59 A. SCHACHT	DEN	Ducati 1199 Panigale R	32.286 0.136	14.902	28.445 0.119	22.673	1'38.306 1'38.561	12	0.255
13	23 L. SALVADORI	ITA	BMW S 1000 RR	32.360	14.866	28.568	22.770	1'38.564 1'38.564	13	
14	34 X. PINSACH	ESP	Kawasaki ZX-10RR	32.502 0.052	14.738	28.564 0.093	22.829	1'38.633 1'38.778	14	0.145
15	51 E. VIONNET	SUI	BMW S 1000 RR	32.441	14.927 0.100	28.447 0.177	22.889	1'38.704 1'38.981	15	0.277
16	55 F. MARCHIONNI	ITA	Yamaha YZF R1	32.430	14.990 0.137	28.329 0.198	23.083	1'38.832 1'39.167	16	0.335
17	16 G. RUIJU	ITA	Kawasaki ZX-10RR	32.739 0.020	14.979 0.068	28.456 0.055	22.775 0.087	1'38.949 1'39.179	17	0.230
18	4 R. BRINK	NED	Yamaha YZF R1	32.906 0.124	14.887 0.082	28.602	23.064	1'39.459 1'39.665	18	0.206
19	89 F. ROGERS	GBR	Kawasaki ZX-10RR	32.614	15.423	28.714 0.013	23.308 0.002	1'40.059 1'40.074	19	0.015
20	31 V. SUCHET	SUI	Kawasaki ZX-10RR	32.891	15.051	28.897 0.077	23.273 0.025	1'40.112 1'40.214	20	0.102
21	46 M. CUDEVILLE	FRA	Kawasaki ZX-10RR	33.035 0.203	15.239	28.757 0.105	23.243 0.037	1'40.274 1'40.619	22	0.345
22	77 T. ALBERTO	PHI	Ducati 1199 Panigale R	32.844	15.045 0.094	28.968 0.132	23.435	1'40.292 1'40.518	21	0.226
23	82 K. PESEK	CZE	Kawasaki ZX-10RR	33.079 0.056	15.271 0.107	28.887 0.130	23.366 0.054	1'40.603 1'40.950	23	0.347
Overall Ideal Time				31.574	14.538	27.740	22.333	1'36.185		

21/04/2018

These data/results cannot be reproduced, stored and/or transmitted in whole or in part by any manner of electronic, mechanical, photocopying, recording, broadcasting or otherwise now known or herein after developed without the previous express consent by the copyright owner, except for reproduction in daily press and regular printed publications on sale to the public within 60 days of the event related to those data/results and always provided that copyright symbol appears together as follows below.

© DORNA WSBK ORGANIZATION Srl 2018

PIRELLI PERUGIA TIMING


Official Tyre Supplier



Official Timekeeper



5.4

STK1000

120/02

Dutch Round, 20-21-22 April 2018

Superstock 1000 - Chronological Analysis Qualifying

TT Circuit Assen 4.542 m

1° 28 M. REITERBERGER (1'36.456)

Lap	Seg.1	Seg.2	Seg.3	Seg.4	Lap Time	km/h	Local Time
1		15.404	29.262	24.697		268,7	15:01'45.288
2	31.900	14.565	27.740	22.367	1'36.572	274,8	15:03'21.860
3	31.933	14.955	28.194	22.482	1'37.564	276,9	15:04'59.424
4	31.574	14.581	28.678	22.564	1'37.397	276,2	15:06'36.821
5	31.636	14.621	27.855	22.461	1'36.573	274,1	15:08'13.394
6	34.198	15.202	28.857	32.606	1'50.863P	272,7	15:10'04.257
7	6'59.916	15.123	28.396	23.343	8'06.778P	270,7	15:18'11.035
8	31.782	14.563	27.975	22.506	1'36.826	276,9	15:19'47.861
9	31.731	14.538	27.854	22.333	1'36.456	276,9	15:21'24.317
10	34.018	17.087	30.950	24.614	1'46.669	206,9	15:23'10.986
11	31.724	14.630	28.378	32.544	1'47.276P	276,9	15:24'58.262
12	4'21.334	15.214	28.689	23.114	5'28.351P	272,7	15:30'26.613

5° 45 J. BUEHN (1'37.424)

Lap	Seg.1	Seg.2	Seg.3	Seg.4	Lap Time	km/h	Local Time
1		15.900	29.451	24.080		252,9	15:01'45.992
2	33.329	15.178	28.451	23.122	1'40.080	274,8	15:03'26.072
3	32.502	14.943	28.543	22.967	1'38.955	277,6	15:05'05.027
4	33.216	15.341	29.400	33.932	1'51.889P	273,4	15:06'56.916
5	2'42.880	15.076	29.392	23.309	3'50.657P	276,9	15:10'47.573
6	32.483	14.976	28.296	22.898	1'38.653	275,5	15:12'26.226
7	32.180	14.794	28.363	22.835	1'38.172	274,8	15:14'04.398
8	32.117	14.694	28.299	22.693	1'37.803	277,6	15:15'42.201
9	33.972	15.817	29.679	34.739	1'54.207P	259,6	15:17'36.408
10	5'22.542	16.006	29.214	23.038	6'30.800P	269,3	15:24'07.208
11	32.686	15.686	28.685	22.796	1'39.853	256,5	15:25'47.061
12	32.093	14.733	28.101	22.497	1'37.424	274,1	15:27'24.485
13	32.091	14.763	28.116	22.550	1'37.520	277,6	15:29'02.005
14	33.850	15.496	29.270	23.485	1'42.101	263,4	15:30'44.106

2° 2 R. TAMBURINI (1'36.996)

Lap	Seg.1	Seg.2	Seg.3	Seg.4	Lap Time	km/h	Local Time
1		15.791	30.179	24.087		272,0	15:02'28.411
2	32.750	15.270	28.714	23.326	1'40.060	272,0	15:04'08.471
3	32.327	14.926	28.749	22.883	1'38.885	275,5	15:05'47.356
4	32.296	14.877	28.560	22.905	1'38.638	276,2	15:07'25.994
5	32.340	14.929	28.646	22.874	1'38.789	276,9	15:09'04.783
6	32.565	15.178	32.977	33.725	1'54.445CP	276,2	15:10'59.228
7	4'33.720	15.511	29.356	23.491	5'42.078P	272,7	15:16'41.306
8	31.870	14.822	28.236	22.587	1'37.515	277,6	15:18'18.821
9	31.809	14.751	28.394	22.691	1'37.645	276,9	15:19'56.466
10	37.815	15.970	30.013	34.584	1'58.382P	250,6	15:21'54.848
11	2'58.198	15.330	29.080	23.208	4'05.816P	270,7	15:26'00.664
12	31.847	14.721	27.972	22.456	1'36.996	279,8	15:27'37.660
13	31.947	14.764	28.504	22.881	1'38.096	281,3	15:29'15.756
14	32.403	14.879	28.449	23.008	1'38.739	275,5	15:30'54.495

6° 6 E. PUSCEDDU (1'37.439)

Lap	Seg.1	Seg.2	Seg.3	Seg.4	Lap Time	km/h	Local Time
1		15.419	29.007	24.711		273,4	15:01'45.530
2	32.421	14.948	28.310	22.784	1'38.463	270,7	15:03'23.993
3	32.332	14.918	28.509	22.929	1'38.688	273,4	15:05'02.681
4	38.659	15.390	30.304	22.765	1'47.118	270,7	15:06'49.799
5	32.181	14.915	28.349	22.789	1'38.234	275,5	15:08'28.033
6	32.316	15.025	28.475	22.856	1'38.672	274,1	15:10'06.705
7	36.702	15.963	29.760	38.294	2'00.719P	257,8	15:12'07.424
8	4'56.896	15.341	28.576	22.906	6'03.719P	267,3	15:18'11.143
9	32.288	14.763	28.208	22.500	1'37.759	265,4	15:19'48.902
10	32.058	14.719	28.100	22.562	1'37.439	268,7	15:21'26.341
11	32.719	15.649	30.617	23.030	1'42.015	238,9	15:23'08.356
12	32.661	15.344	29.074	23.738	1'40.817	269,3	15:24'49.173
13	35.184	15.525	29.435	34.102	1'54.246P	271,4	15:26'43.419
14	2'02.614	15.497	29.138	23.226	3'10.475P	267,3	15:29'53.894
15	32.232	15.021	28.486	22.947	1'38.686	265,4	15:31'32.580

3° 15 F. SANDI (1'36.997)

Lap	Seg.1	Seg.2	Seg.3	Seg.4	Lap Time	km/h	Local Time
1		15.511	32.498	22.859		266,0	15:03'32.511
2	32.500	14.722	28.480	22.569	1'38.271	275,5	15:05'10.782
3	32.405	14.650	28.688	22.487	1'38.230	279,1	15:06'49.012
4	32.348	14.754	28.272	22.900	1'38.274	276,9	15:08'27.286
5	32.511	14.725	28.329	22.874	1'38.439	275,5	15:10'05.725
6	32.376	14.855	28.326	22.881	1'38.438	272,7	15:11'44.163
7	37.897	17.018	30.822	36.292	2'02.029P	236,8	15:13'46.192
8	3'52.099	15.177	28.859	22.812	4'58.947P	269,3	15:18'45.139
9	32.009	14.567	27.924	22.497	1'36.997	274,8	15:20'22.136
10	34.198	15.697	29.680	22.824	1'42.399	272,0	15:22'04.535
11	32.168	14.651	28.201	22.727	1'37.747	274,1	15:23'42.282
12	36.708	16.179	30.083	35.820	1'58.790P	254,1	15:25'41.072
13	4'36.164	16.233	30.208	24.079	5'46.684P	246,6	15:31'27.756

7° 21 F. MARINO (1'37.672)

Lap	Seg.1	Seg.2	Seg.3	Seg.4	Lap Time	km/h	Local Time
1		16.951	30.490	23.025		247,7	15:01'52.550
2	32.312	14.833	29.029	23.017	1'39.191	266,7	15:03'31.741
3	32.311	14.956	28.897	22.742	1'38.906	269,3	15:05'10.647
4	32.229	14.820	28.964	22.736	1'38.749	277,6	15:06'49.396
5	34.317	15.176	29.130	33.642	1'52.265P	274,1	15:08'41.661
6	3'52.990	15.234	29.014	23.571	5'00.809P	270,0	15:13'42.470
7	31.962	14.806	28.355	22.613	1'37.736	273,4	15:15'20.206
8	31.837	14.791	28.521	24.151	1'39.300	275,5	15:16'59.506
9	35.226	15.095	28.915	22.813	1'42.049	274,1	15:18'41.555
10	31.912	14.777	28.411	22.826	1'37.926	276,9	15:20'19.481
11	35.664	14.999	29.649	33.405	1'53.717P	274,1	15:22'13.198
12	2'17.104	15.259	28.816	23.396	3'24.575P	268,7	15:25'37.773
13	31.950	14.879	28.198	22.645	1'37.672	270,0	15:27'15.445
14	31.899	14.769	28.275	23.098	1'38.041	264,7	15:28'53.486
15	32.104	14.903	28.566	22.930	1'38.503	272,0	15:30'31.989

4° 7 M. SCHEIB (1'37.202)

Lap	Seg.1	Seg.2	Seg.3	Seg.4	Lap Time	km/h	Local Time
1		15.418	29.497	23.481		279,8	15:01'59.250
2	35.199	14.813	28.426	22.693	1'41.131	279,1	15:03'40.381
3	32.232	14.783	28.299	22.579	1'37.893	276,9	15:05'18.274
4	33.349	14.966	28.797	32.027	1'49.139P	272,0	15:07'07.413
5	4'46.831	15.269	28.462	23.075	5'53.637P	272,0	15:13'01.050
6	31.786	14.784	28.109	22.523	1'37.202	274,8	15:14'38.252
7	31.829	14.772	28.176	22.546	1'37.323	274,1	15:16'15.575
8	31.975	14.781	28.283	22.720	1'37.759	273,4	15:17'53.334
9	34.592	15.301	29.546	32.569	1'52.008P	272,0	15:19'45.342
10	2'12.294	16.825	30.580	23.047	3'22.746P	232,8	15:23'08.088
11	35.055	14.896	29.619	24.298	1'43.868	275,5	15:24'51.956
12	31.679	14.813	32.054	23.176	1'41.722	272,0	15:26'33.678
13	31.924	14.876	28.057	22.699	1'37.556	272,7	15:28'11.234
14	45.909	15.776	29.566	23.420	1'54.671	268,7	15:30'05.905

8° 84 R. RUSSO (1'37.908)

Lap	Seg.1	Seg.2	Seg.3	Seg.4	Lap Time	km/h	Local Time
1		19.273	29.699	23.593		185,9	15:01'55.929
2	32.781	14.819	28.328	22.686	1'38.614	263,4	15:03'34.543
3	32.477	14.751	28.675	23.399	1'39.302	274,8	15:05'13.845
4	32.629	14.715	28.829	23.472	1'39.645	276,2	15:06'53.490
5	32.348	14.776	28.777	22.790	1'38.691	266,7	15:08'32.181
6	34.270	15.855	31.875	35.655	1'57.655P	264,1	15:10'29.836
7	2'20.089	16.374	30.005	23.323	3'29.791P	238,9	15:13'59.627
8	32.692	14.913	28.394	22.644	1'38.643	272,7	15:15'38.270

21/04/2018 P = Pits In/Out - C = Lap Time Cancelled

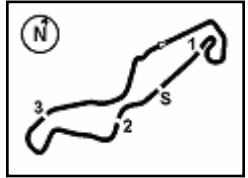
These data/results cannot be reproduced, stored and/or transmitted in whole or in part by any manner of electronic, mechanical, photocopying, recording, broadcasting or otherwise now known or herein after developed without the previous express consent by the copyright owner, except for reproduction in daily press and regular printed publications on sale to the public within 60 days of the event related to those data/results and always provided that copyright symbol appears together as follows below.

© DORNA WSBK ORGANIZATION Srl 2018

FICR PERUGIA TIMING



Official Tyre Supplier


5.4
STK1000
120/02


TT Circuit Assen 4.542 m

Dutch Round, 20-21-22 April 2018

Superstock 1000 - Chronological Analysis Qualifying

2 / 4

9	32.498	15.170	28.820	32.669	1'49.157P	271,4	15:17'27.427	12	32.645	15.096	28.551	22.803	1'39.095	267,3	15:26'02.424
10	2'19.239	15.500	29.187	22.915	3'26.841P	262,1	15:20'54.268	13	32.422	14.902	28.564	22.673	1'38.561	270,7	15:27'40.985
11	32.202	14.741	28.354	22.611	1'37.908	273,4	15:22'32.176	14	32.424	15.033	28.477	23.028	1'38.962	269,3	15:29'19.947
12	32.647	14.915	28.564	22.778	1'38.904	270,0	15:24'11.080	15	32.506	15.003	28.555	23.092	1'39.156	269,3	15:30'59.103
13	32.312	14.877	28.428	22.679	1'38.296	268,7	15:25'49.376								
14	41.839	15.145	29.363	23.118	1'49.465	272,0	15:27'38.841								
15	32.550	14.924	28.448	22.793	1'38.715	272,0	15:29'17.556								
16	32.547	15.274	33.255	25.248	1'46.324	270,7	15:31'03.880								

9° 44 D. DE BOER (1'38.029)							
Lap	Seg.1	Seg.2	Seg.3	Seg.4	Lap Time	km/h	Local Time
1		15.778	31.535	23.145		266,0	15:03'23.042
2	32.750	14.824	28.496	22.706	1'38.776	271,4	15:05'01.818
3	32.247	14.921	28.376	23.000	1'38.544	268,7	15:06'40.362
4	32.170	14.878	28.288	22.693	1'38.029	269,3	15:08'18.391
5	33.973	15.309	29.245	35.103	1'53.630P	268,7	15:10'12.021
6	11'03.832	19.528	34.543	24.787	12'22.690P	189,5	15:22'34.711
7	32.641	14.950	28.397	22.815	1'38.803	269,3	15:24'13.514
8	32.356	14.872	28.331	22.573	1'38.132	268,7	15:25'51.646
9	32.938	15.229	30.913	23.018	1'42.098	266,0	15:27'33.744
10	32.200	14.898	28.367	22.943	1'38.408	268,0	15:29'12.152
11	37.483	16.105	29.229	23.370	1'46.187	242,7	15:30'58.339

10° 70 L. VITALI (1'38.199)							
Lap	Seg.1	Seg.2	Seg.3	Seg.4	Lap Time	km/h	Local Time
1		15.318	29.530	24.574		274,8	15:02'00.591
2	32.321	15.055	28.324	22.735	1'38.435	273,4	15:03'39.026
3	32.242	15.134	28.362	22.743	1'38.481	274,8	15:05'17.507
4	34.893	15.085	28.785	23.285	1'42.048	273,4	15:06'59.555
5	32.128	14.933	28.404	22.734	1'38.199	274,8	15:08'37.754
6	32.155	15.081	28.579	35.064	1'50.879P	272,0	15:10'28.633
7	9'19.142	16.726	31.198	27.503	10'34.569P	239,5	15:21'03.202
8	32.255	14.870	28.204	24.395	1'39.724	275,5	15:22'42.926

11° 52 A. DELBIANCO (1'38.425)							
Lap	Seg.1	Seg.2	Seg.3	Seg.4	Lap Time	km/h	Local Time
1		15.334	29.206	23.551		270,0	15:01'41.441
2	32.662	15.070	28.793	23.217	1'39.742	276,2	15:03'21.183
3	32.453	15.020	29.224	22.824	1'39.521	274,8	15:05'00.704
4	32.604	15.762	29.424	34.777	1'52.567P	276,2	15:06'53.271
5	5'27.808	15.916	29.200	22.940	6'35.864P	246,6	15:13'29.135
6	32.170	14.955	28.528	22.927	1'38.580	274,8	15:15'07.715
7	32.385	17.207	32.704	23.478	1'45.774	274,8	15:16'53.489
8	32.254	14.910	28.674	22.881	1'38.719	273,4	15:18'32.208
9	32.313	14.920	28.902	23.003	1'39.138	274,1	15:20'11.346
10	38.168	16.044	30.459	34.573	1'59.244P	249,4	15:22'10.590
11	2'27.161	15.202	28.867	22.893	3'34.123P	266,0	15:25'44.713
12	32.141	14.896	28.495	22.893	1'38.425	276,2	15:27'23.138
13	32.351	15.010	28.426	22.939	1'38.726	270,0	15:29'01.864
14	32.334	15.057	28.719	22.938	1'39.048	274,1	15:30'40.912

12° 59 A. SCHACHT (1'38.561)							
Lap	Seg.1	Seg.2	Seg.3	Seg.4	Lap Time	km/h	Local Time
1		15.392	28.964	23.194		268,0	15:01'42.405
2	32.575	15.132	28.469	22.729	1'38.905	270,7	15:03'21.310
3	32.640	15.321	28.813	23.002	1'39.776	272,0	15:05'01.086
4	32.472	15.222	28.485	23.336	1'39.515	272,0	15:06'40.601
5	32.418	14.955	28.634	22.696	1'38.703	270,7	15:08'19.304
6	32.482	15.079	28.489	22.842	1'38.892	269,3	15:09'58.196
7	32.516	15.327	28.875	34.828	1'51.546P	265,4	15:11'49.742
8	6'28.473	15.518	28.864	23.229	7'36.084P	263,4	15:19'25.826
9	32.454	15.116	28.549	22.747	1'38.866	269,3	15:21'04.692
10	32.443	15.014	28.445	22.851	1'38.753	268,7	15:22'43.445
11	32.286	15.045	28.857	23.696	1'39.884	269,3	15:24'23.329

13° 23 L. SALVADORI (1'38.564)							
Lap	Seg.1	Seg.2	Seg.3	Seg.4	Lap Time	km/h	Local Time
1			15.813	32.622	28.809	266,7	15:02'28.682
2	32.801	15.187	28.886	23.236	1'40.110	272,0	15:04'08.792
3	32.682	15.082	28.800	23.063	1'39.627	272,0	15:05'48.419
4	33.481	15.243	29.076	36.412	1'54.212P	268,7	15:07'42.631
5	7'49.730	15.829	29.395	23.963	8'58.917P	264,1	15:16'41.548
6	32.360	14.866	28.568	22.770	1'38.564	270,7	15:18'20.112
7	32.550	14.973	28.781	23.042	1'39.346	271,4	15:19'59.458
8	33.705	15.308	30.380	34.831	1'54.224P	268,7	15:21'53.682
9	3'14.235	17.167	33.579	24.803	4'29.784P	229,3	15:26'23.466
10	32.898	16.132	31.227	24.562	1'44.819	256,5	15:28'08.285
11	32.959	15.783	31.015	26.916	1'46.673	256,5	15:29'54.958
12	32.402	14.935	28.636	22.803	1'38.776	273,4	15:31'33.734

14° 34 X. PINSACH (1'38.778)							
Lap	Seg.1	Seg.2	Seg.3	Seg.4	Lap Time	km/h	Local Time
1		15.422	29.681	24.283		272,0	15:02'01.166
2	32.970	14.900	28.989	23.099	1'39.958	273,4	15:03'41.124
3	32.644	14.896	28.816	23.544	1'39.900	277,6	15:05'21.024
4	39.695	14.966	28.782	23.059	1'46.502	274,1	15:07'07.526
5	32.580	14.762	28.734	22.875	1'38.951	275,5	15:08'46.477
6	33.323	15.417	36.494	23.220	1'48.454	276,2	15:10'34.931
7	32.502	14.772	29.274	23.175	1'39.723	277,6	15:12'14.654
8	32.623	14.852	28.842	23.101	1'39.418	275,5	15:13'54.072
9	33.891	15.033	29.109	38.097	1'56.130P	272,0	15:15'50.202
10	5'25.625	15.456	38.818	25.914	6'45.813P	268,7	15:22'36.015
11	32.554	14.738	28.657	22.829	1'38.778	269,3	15:24'14.793
12	32.564	14.829	28.564	22.891	1'38.848	274,1	15:25'53.641
13	35.685	14.952	29.225	23.123	1'42.985	272,7	15:27'36.626
14	32.570	14.883	28.593	22.970	1'39.016	274,8	15:29'15.642
15	32.740	14.863	28.777	22.935	1'39.315	278,4	15:30'54.957

15° 51 E. VIONNET (1'38.981)							
Lap	Seg.1	Seg.2	Seg.3	Seg.4	Lap Time	km/h	Local Time
1		16.444	29.713	23.777		255,3	15:02'06.704
2	33.198	15.165	28.654	23.179	1'40.196	270,0	15:03'46.900
3	32.468	15.150	28.701	23.155	1'39.474	270,7	15:05'26.374
4	32.591	15.117	28.644	23.196	1'39.548	273,4	15:07'05.922
5	32.607	15.034	28.849	23.403	1'39.893	274,1	15:08'45.815
6	36.554	16.051	31.048	23.554	1'47.207	257,8	15:10'33.022
7	32.696	15.092	28.948	33.963	1'50.699P	272,0	15:12'23.721
8	8'57.452	16.121	29.897	23.414	10'06.884P	265,4	15:22'30.605
9	32.627	14.927	28.447	23.050	1'39.051	272,7	15:24'09.656
10	32.441	15.027	28.624	22.889	1'38.981	272,0	15:25'48.637
11	32.475	15.133	28.745	23.092	1'39.445	273,4	15:27'28.082
12	36.506			23.995	1'56.196	269,3	15:29'24.278
13	33.115	15.480	29.118	23.236	1'40.949	267,3	15:31'05.227

16° 55 F. MARCHIONNI (1'39.167)							
Lap	Seg.1	Seg.2	Seg.3	Seg.4	Lap Time	km/h	Local Time
1		16.642	29.906	23.744		237,9	15:01'53.562
2	32.721	15.062	28.561	23.125	1'39.469	265,4	15:03'33.031
3	32.687	15.146	28.656	23.124	1'39.613	268,0	15:05'12.644
4	32.891	15.188	29.600	23.631	1'41.310	268,0	15:06'53.954
5	36.958	19.111	36.120	25.163	1'57.352	198,9	15:08'51.306
6	32.680	15.142	28.470	23.346	1'39.638	266,7	15:10'30.944
7	39.806	17.456	31.935	35.582	2'04.779P	220,4	15:12'35.723
8	5'31.096	17.165	31.257	23.404	6'42.922P	228,8	15:19'18.645

21/04/2018 P = Pits In/Out - C = Lap Time Cancelled

These data/results cannot be reproduced, stored and/or transmitted in whole or in part by any manner of electronic, mechanical, photocopying, recording, broadcasting or otherwise now known or herein after developed without the previous express consent by the copyright owner, except for reproduction in daily press and regular printed publications on sale to the public within 60 days of the event related to those data/results and always provided that copyright symbol appears together as follows below.

© DORNA WSBK ORGANIZATION Srl 2018

FICR PERUGIA TIMING



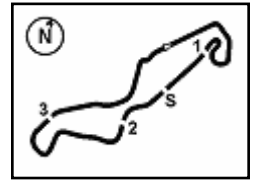
Official Tyre Supplier



Official Timekeeper



5.4
STK1000
120/02



TT Circuit Assen 4.542 m

Dutch Round, 20-21-22 April 2018

Superstock 1000 - Chronological Analysis Qualifying

3 / 4

9	32.623	14.990	28.714	23.165	1'39.492	269,3	15:20'58.137	1		16.324	29.803	23.891	254,1	15:01'55.568	
10	32.451	15.148	28.329	23.354	1'39.282	266,7	15:22'37.419	2	33.408	15.144	28.897	23.344	1'40.793	263,4	15:03'36.361
11	42.174	18.003	32.612	24.376	1'57.165	214,7	15:24'34.584	3	33.099	15.248	28.940	25.776	1'43.063	268,0	15:05'19.424
12	32.704	15.107	28.674	23.596	1'40.081	264,7	15:26'14.665	4	34.653	15.167	29.145	23.853	1'42.818	270,0	15:07'02.242
13	39.779	19.050	32.533	25.675	1'57.037	173,1	15:28'11.702	5	32.891	15.051	28.974	23.298	1'40.214	271,4	15:08'42.456
14	33.938	16.136	29.039	23.461	1'42.574	243,8	15:29'54.276	6	33.473	15.347	29.432	23.848	1'42.100	268,0	15:10'24.556
15	32.430	15.127	28.527	23.083	1'39.167	264,7	15:31'33.443	7	33.166	15.171	28.953	23.538	1'40.828	267,3	15:12'05.384

17° 16 G. RUIJ (1'39.179)

Lap	Seg.1	Seg.2	Seg.3	Seg.4	Lap Time	km/h	Local Time
1		15.487	28.916	23.481	271,4	15:01'43.620	
2	33.510	15.195	28.592	23.264	1'40.561	266,0	15:03'24.181
3	32.906	15.096	28.548	22.885	1'39.435	272,7	15:05'03.616
4	32.876	15.211	31.469	24.121	1'43.677	270,7	15:06'47.293
5	32.973	15.199	28.608	22.996	1'39.776	276,2	15:08'27.069
6	33.438	15.170	28.456	22.938	1'40.002	274,1	15:10'07.071
7	32.739	15.091	28.587	23.081	1'39.498	270,7	15:11'46.569
8	35.106	16.529	30.541	35.428	1'57.604P	250,0	15:13'44.173
9	3'57.314	15.212	28.757	22.912	5'04.195P	266,0	15:18'48.368
10	32.896	15.193	28.703	22.892	1'39.684	270,0	15:20'28.052
11	38.383	17.034	36.757	26.796	1'58.970	248,3	15:22'27.022
12	38.060	15.136	28.507	22.775	1'44.478	272,7	15:24'11.500
13	32.759	15.047	28.511	22.862	1'39.179	272,7	15:25'50.679
14	34.520	15.272	32.111	22.904	1'44.807	269,3	15:27'35.486
15	32.788	14.979	28.636	22.867	1'39.270	272,0	15:29'14.756
16	32.925	15.136	28.934	23.107	1'40.102	270,0	15:30'54.858

18° 4 R. BRINK (1'39.665)

Lap	Seg.1	Seg.2	Seg.3	Seg.4	Lap Time	km/h	Local Time
1		15.264	29.385	23.696	272,7	15:01'46.813	
2	33.030	14.969	28.602	23.064	1'39.665	273,4	15:03'26.478
3	33.090	15.112	28.851	23.292	1'40.345	269,3	15:05'06.823
4	33.079	14.972	28.715	23.529	1'40.295	271,4	15:06'47.118
5	32.943	15.009	28.673	23.206	1'39.831	270,7	15:08'26.949
6	36.910	15.306	30.665	23.353	1'46.234	267,3	15:10'13.183
7	32.968	15.076	29.024	37.104	1'54.172P	269,3	15:12'07.355
8	5'53.016	20.571	35.529	23.683	7'12.799P	166,4	15:19'20.154
9	33.175	14.971	28.867	23.783	1'40.796	272,0	15:21'00.950
10	33.260	15.076	28.881	24.007	1'41.224	272,7	15:22'42.174
11	34.836	14.887	28.718	23.522	1'41.963	272,7	15:24'24.137
12	33.152	15.093	28.767	23.465	1'40.477	272,7	15:26'04.614
13	35.323	15.237	29.039	23.415	1'43.014	266,0	15:27'47.628
14	32.906	15.039	28.696	23.533	1'40.174C	270,0	15:29'27.802
15	34.448	16.393	29.577	23.870	1'44.288	240,5	15:31'12.090

19° 89 F. ROGERS (1'40.074)

Lap	Seg.1	Seg.2	Seg.3	Seg.4	Lap Time	km/h	Local Time
1		16.486	29.553	24.248		15:02'17.258	
2	33.634	16.006	29.250	23.780	1'42.670		15:03'59.928
3	33.287	15.825	29.062	23.713	1'41.887	259,6	15:05'41.815
4	33.150	15.678	29.224	23.639	1'41.691	262,1	15:07'23.506
5	35.470	15.567	29.080	23.452	1'43.569		15:09'07.075
6	33.107	15.492	29.092	23.596	1'41.287	266,7	15:10'48.362
7	33.063	15.485	29.043	23.583	1'41.174	262,1	15:12'29.536
8	33.219	15.551	29.153	23.481	1'41.404	262,8	15:14'10.940
9	33.015	15.640	29.016	23.473	1'41.144	262,8	15:15'52.084
10	34.002	16.445	30.043	35.441	1'55.931P	255,9	15:17'48.015
11	6'24.315	16.526	32.842	29.986	7'43.669P	257,1	15:25'31.684
12	33.159	15.904	28.754	23.308	1'41.125	260,9	15:27'12.809
13	32.893	15.661	28.714	23.647	1'40.915	262,8	15:28'53.724
14	32.614	15.423	28.727	23.310	1'40.074	263,4	15:30'33.798

20° 31 V. SUCHET (1'40.214)

Lap	Seg.1	Seg.2	Seg.3	Seg.4	Lap Time	km/h	Local Time
-----	-------	-------	-------	-------	----------	------	------------

21° 77 T. ALBERTO (1'40.518)

Lap	Seg.1	Seg.2	Seg.3	Seg.4	Lap Time	km/h	Local Time
1		15.746	30.359	24.158	268,7	15:01'57.729	
2	33.307	15.284	29.177	24.340	1'42.108	271,4	15:03'39.837
3	33.158	15.090	29.154	23.631	1'41.033	276,9	15:05'20.870
4	33.392	15.291	29.442	23.923	1'42.048	263,4	15:07'02.918
5	33.071	15.139	29.348	23.583	1'41.141	276,2	15:08'44.059
6	33.225	15.068	29.006	23.619	1'40.918	274,8	15:10'24.977
7	41.665	15.571	29.680	23.721	1'50.637	268,0	15:12'15.614
8	33.117	15.223	29.191	23.578	1'41.109	272,0	15:13'56.723
9	33.429	15.844	31.771	35.445	1'56.489P	271,4	15:15'53.212
10	3'55.107	16.572	31.362	24.233	5'07.274P	238,9	15:21'00.486
11	33.167	15.193	29.139	24.051	1'41.550	272,0	15:22'42.036
12	33.325	15.045	29.081	23.966	1'41.417	273,4	15:24'23.453
13	33.292	15.275	28.968	23.540	1'41.075	272,0	15:26'04.528
14	33.483	15.076	29.171	23.799	1'41.529	272,0	15:27'46.057
15	33.319	15.271	29.172	23.620	1'41.382	268,7	15:29'27.439
16	32.844	15.139	29.100	23.435	1'40.518	272,0	15:31'07.957

22° 46 M. CUDEVILLE (1'40.619)

Lap	Seg.1	Seg.2	Seg.3	Seg.4	Lap Time	km/h	Local Time
1		15.832	29.906	24.319	262,8	15:01'47.340	
2	33.797	15.506	29.253	23.577	1'42.133	264,7	15:03'29.473
3	33.456	15.495	29.581	23.667	1'42.199	260,9	15:05'11.672
4	33.402	15.462	29.136	23.756	1'41.756	264,1	15:06'53.428
5	33.516	15.293	28.971	23.346	1'41.126	265,4	15:08'34.554
6	36.867	15.963	32.224	33.890	1'58.944P	262,8	15:10'33.498
7	4'33.425	15.810	29.438	23.933	5'42.606P	260,2	15:16'16.104
8	33.353	15.731	29.250	23.782	1'42.116	260,9	15:17'58.220
9	33.188	15.421	28.919	23.243	1'40.771	260,9	15:19'38.991
10	33.035	15.465	28.917	23.432	1'40.849	264,7	15:21'19.840
11	43.140	16.147	30.354	33.229	2'02.870P	262,1	15:23'22.710
12	3'07.067	15.532	29.608	23.908	4'16.115P	264,7	15:27'38.825
13	33.361	15.291	28.757	23.618	1'41.027	264,7	15:29'19.852
14	33.238	15.239	28.862	23.280	1'40.619	265,4	15:31'00.471

23° 82 K. PESEK (1'40.950)

Lap	Seg.1	Seg.2	Seg.3	Seg.4	Lap Time	km/h	Local Time
1		15.975	30.226	24.241	268,0	15:01'50.532	
2	33.369	15.307	29.294	23.710	1'41.680	270,7	15:03'32.212
3	33.404	15.279	29.455	23.815	1'41.953	272,7	15:05'14.165
4	33.079	15.323	29.173	23.420	1'40.995	270,7	15:06'55.160
5	41.463	15.453	29.820	23.936	1'50.672	272,0	15:08'45.832
6	33.426	15.495	29.008	23.641	1'41.570	268,7	15:10'27.402
7	41.368	16.528	30.171	37.496	2'05.563P	248,8	15:12'32.965
8	6'02.893	16.159	34.876	23.754	7'17.682P	262,1	15:19'50.647
9	33.164	15.436	28.887	23.486	1'40.973	270,7	15:21'31.620
10	34.027	16.202	29.657	23.776	1'43.662	252,9	15:23'15.282
11	33.288	15.271	29.036	23.366	1'40.961	270,0	15:24'56.243
12	33.135	15.378	29.017	23.420	1'40.950	269,3	15:26'37.193

21/04/2018 P = Pits In/Out - C = Lap Time Cancelled

These data/results cannot be reproduced, stored and/or transmitted in whole or in part by any manner of electronic, mechanical, photocopying, recording, broadcasting or otherwise now known or herein after developed without the previous express consent by the copyright owner, except for reproduction in daily press and regular printed publications on sale to the public within 60 days of the event related to those data/results and always provided that copyright symbol appears together as follows below.

© DORNA WSBK ORGANIZATION Srl 2018



Dutch Round, 20-21-22 April 2018

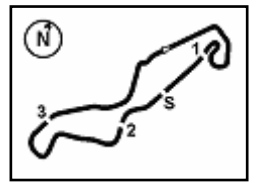
Superstock 1000 - Chronological Analysis Qualifying

13	44.409	17.661	34.846	24.824	2'01.740	224,1	15:28'38.933
14	33.189	15.491	29.145	23.886	1'41.711	267,3	15:30'20.644

21/04/2018 P = Pits In/Out - C = Lap Time Cancelled

These data/results cannot be reproduced, stored and/or transmitted in whole or in part by any manner of electronic, mechanical, photocopying, recording, broadcasting or otherwise now known or herein after developed without the previous express consent by the copyright owner, except for reproduction in daily press and regular printed publications on sale to the public within 60 days of the event related to those data/results and always provided that copyright symbol appears together as follows below.

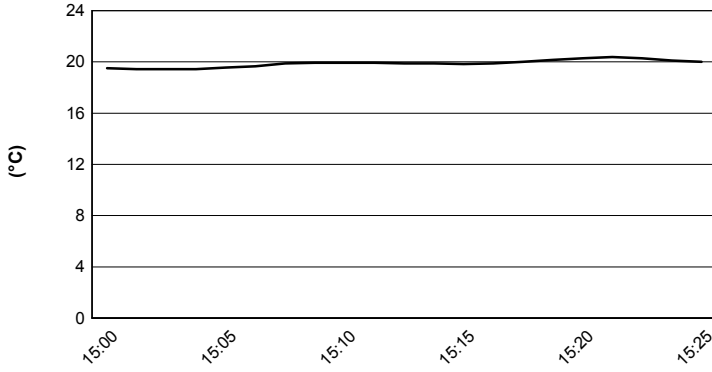
© DORNA WSBK ORGANIZATION Srl 2018



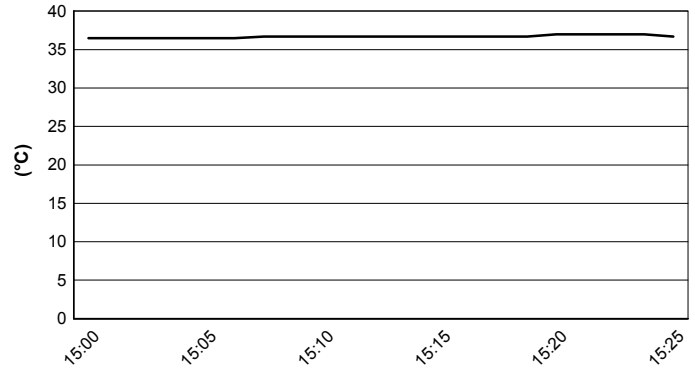
TT Circuit Assen 4.542 m

Dutch Round, 20-21-22 April 2018
Superstock 1000 - Weather Report Qualifying
 Session started 15:00 - Session ended 15:31

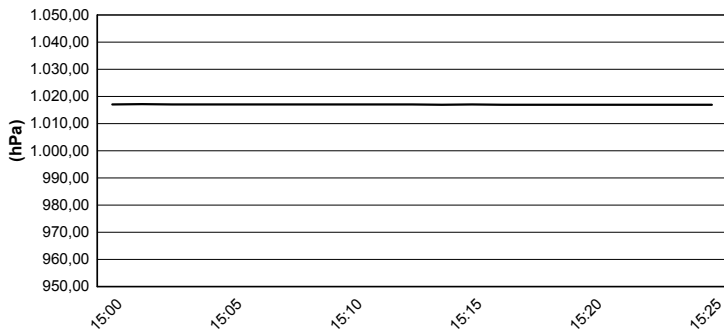
Air Temperature



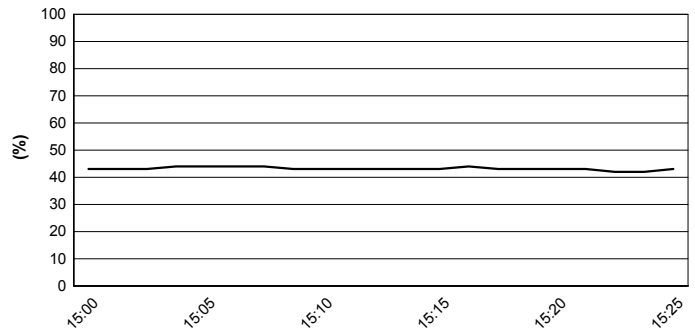
Track Temperature



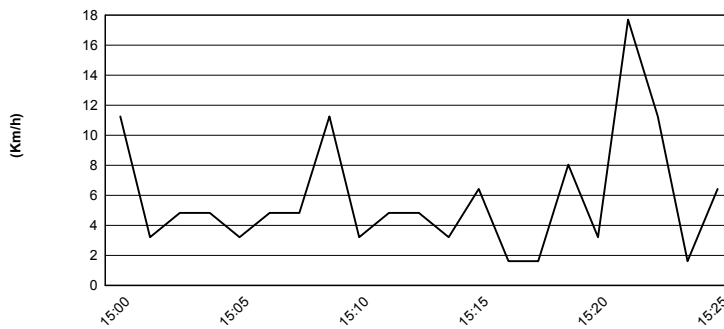
Air Pressure



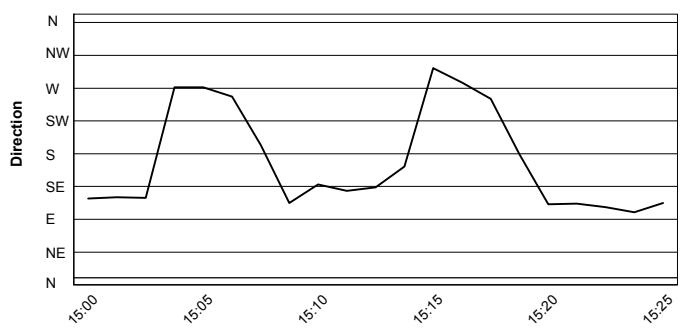
Humidity



Wind Speed



Wind Direction



21/04/2018

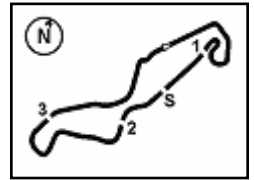
These data/results cannot be reproduced, stored and/or transmitted in whole or in part by any manner of electronic, mechanical, photocopying, recording, broadcasting or otherwise now known or herein after developed without the previous express consent by the copyright owner, except for reproduction in daily press and regular printed publications on sale to the public within 60 days of the event related to those data/results and always provided that copyright symbol appears together as follows below.

© DORNA WSBK ORGANIZATION Srl 2018





5.6
STK1000
 120/02



TT Circuit Assen 4.542 m

Dutch Round, 20-21-22 April 2018

Superstock 1000 - Provisional Starting Grid

14 Laps x 4,542 km = 63,588 km

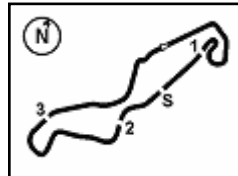
1	28 REITERBERGER M. BMW 1'36.456	2 TAMBURINI R. BMW 1'36.996	3 SANDI F. Ducati 1'36.997
2	7 SCHEIB M. Aprilia 1'37.202	45 BUEHN J. BMW 1'37.424	6 PUSCEDDU E. BMW 1'37.439
3	21 MARINO F. Yamaha 1'37.672	84 RUSSO R. Kawasaki 1'37.908	44 DE BOER D. Yamaha 1'38.029
4	70 VITALI L. Aprilia 1'38.199	52 DELBIANCO A. BMW 1'38.425	59 SCHACHT A. Ducati 1'38.561
5	23 SALVADORI L. BMW 1'38.564	34 PINSACH X. Kawasaki 1'38.778	51 VIONNET E. BMW 1'38.981
6	55 MARCHIONNI F. Yamaha 1'39.167	16 RUIU G. Kawasaki 1'39.179	4 BRINK R. Yamaha 1'39.665
7	89 ROGERS F. Kawasaki 1'40.074	31 SUCHET V. Kawasaki 1'40.214	77 ALBERTO T. Ducati 1'40.518
8	46 CUDEVILLE M. Kawasaki 1'40.619	82 PESEK K. Kawasaki 1'40.950	

N.10 (Yegin A.) will not take part in the race. Declared unfit after FP2

21/04/2018 Jury President

..... Race Director





TT Circuit Assen 4.542 m

Dutch Round, 20-21-22 April 2018

Superstock 1000 - Pole Ranking

	2015	2016	2017	2018
01 Motorland Aragon	Savadori (Ita) Apr 1'52.577 (162,4 Km/h)	Marino (Fra) Yam 1'52.773 (162,1 Km/h)	Rinaldi (Ita) Duc 1'52.245 (162,8 Km/h)	Reiterberger (Ger) Bmw 1'51.427 (172,7 Km/h)
02 TT Circuit Assen	Savadori (Ita) Apr 1'36.998 (168,6 Km/h)	Russo (Ita) Yam 1'38.248 (166,4 Km/h)	Marino (Fra) Yam 1'36.775 (169,0 Km/h)	Reiterberger (Ger) Bmw 1'36.456 (169,5 Km/h)
03 Autodromo Internazionale Enzo e Dino	Jezek (Cze) Duc 1'49.071 (162,9 Km/h)	Tamburini (Ita) Apr 1'49.672 (162,0 Km/h)	Rinaldi (Ita) Duc 1'49.113 (162,9 Km/h)	
04 Donington Park	Tamburini (Ita) Bmw 1'29.449 (161,9 Km/h)	De Rosa (Ita) Bmw 1'29.515 (161,8 Km/h)	Rinaldi (Ita) Duc 1'29.587 (161,7 Km/h)	
06 Misano World Circuit "Marco Simoncelli"	Savadori (Ita) Apr 1'36.384 (157,8 Km/h)	Faccani (Ita) Duc 1'37.321 (156,3 Km/h)	Rinaldi (Ita) Duc 1'37.237 (156,5 Km/h)	
07 Autódromo Internacional do Algarve	Tamburini (Ita) Bmw 1'44.522 (158,2 Km/h)		Marino (Fra) Yam 1'44.936 (157,5 Km/h)	
08 Magny-Cours	Guarnoni (Fra) Yam 1'57.937 (134,6 Km/h)	Mahias (Fra) Yam 1'39.922 (158,9 Km/h)	Tamburini (Ita) Yam 1'40.205 (158,5 Km/h)	

2018

2 M. Reiterberger

ALL TIMES

14 S. Barrier	4 M. Pirro	2 M. Roccoli	1 L. Baz
13 A. Badovini	4 M. Rinaldi	2 L. Mercado	1 B. Staring
7 W. Tortoroglio	3 C. Burns	2 R. De Rosa	1 F. Massei
7 V. Iannuzzo	3 M. Fabrizio	1 D. Jefferies	1 F. Sandi
7 C. Corti	3 E. La Marra	1 F. Foret	1 R. Russo
7 L. Savadori	3 J. Guarnoni	1 J. Morley	1 M. Faccani
6 X. Simeon	3 F. Marino	1 G. Mason	1 L. Mahias
6 D. Petrucci	3 M. Reiterberger	1 C. Vermeulen	
6 R. Tamburini	2 S. Nebel	1 M. Nutt	
5 G. Vizziello	2 J. Ellison	1 R. Chiarello	
5 M. Berger	2 F. Capriotti	1 I. Sala	
4 K. Harris	2 L. Alfonsi	1 M. Bauer	
4 D. Van Keymeulen	2 D. Oliver	1 B. Veneman	
4 K. Sofuoglu	2 A. Polita	1 M. Smrz	
4 N. Canepa	2 I. Dionisi	1 M. Baiocco	
4 D. Giugliano	2 L. Lanzi	1 I. Silva	
4 B. Roberts	2 L. Scassa	1 O. Jezek	

21/04/2018

These data/results cannot be reproduced, stored and/or transmitted in whole or in part by any manner of electronic, mechanical, photocopying, recording, broadcasting or otherwise now known or herein after developed without the previous express consent by the copyright owner, except for reproduction in daily press and regular printed publications on sale to the public within 60 days of the event related to those data/results and always provided that copyright symbol appears together as follows below.

© DORNA WSBK ORGANIZATION Srl 2018

FKR PERUGIA TIMING



Official Tyre Supplier



Official Timekeeper