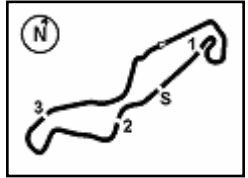




5.4

STK1000
120/02



TT Circuit Assen 4.542 m

Dutch Round, 20-21-22 April 2018

Superstock 1000 - Chronological Analysis Qualifying

1 / 4

| 1° 28 M. REITERBERGER (1'36.456) | | | | | | | |
|----------------------------------|---------------|---------------|---------------|--------|-----------------|--------------|--------------|
| Lap | Seg.1 | Seg.2 | Seg.3 | Seg.4 | Lap Time | km/h | Local Time |
| 1 | | 15.404 | 29.262 | 24.697 | | 268,7 | 15:01'45.288 |
| 2 | 31.900 | 14.565 | 27.740 | 22.367 | 1'36.572 | 274,8 | 15:03'21.860 |
| 3 | 31.933 | 14.955 | 28.194 | 22.482 | 1'37.564 | 276,9 | 15:04'59.424 |
| 4 | 31.574 | 14.581 | 28.678 | 22.564 | 1'37.397 | 276,2 | 15:06'36.821 |
| 5 | 31.636 | 14.621 | 27.855 | 22.461 | 1'36.573 | 274,1 | 15:08'13.394 |
| 6 | 34.198 | 15.202 | 28.857 | 32.606 | 1'50.863P | 272,7 | 15:10'04.257 |
| 7 | 6'59.916 | 15.123 | 28.396 | 23.343 | 8'06.778P | 270,7 | 15:18'11.035 |
| 8 | 31.782 | 14.563 | 27.975 | 22.506 | 1'36.826 | 276,9 | 15:19'47.861 |
| 9 | 31.731 | 14.538 | 27.854 | 22.333 | 1'36.456 | 276,9 | 15:21'24.317 |
| 10 | 34.018 | 17.087 | 30.950 | 24.614 | 1'46.669 | 206,9 | 15:23'10.986 |
| 11 | 31.724 | 14.630 | 28.378 | 32.544 | 1'47.276P | 276,9 | 15:24'58.262 |
| 12 | 4'21.334 | 15.214 | 28.689 | 23.114 | 5'28.351P | 272,7 | 15:30'26.613 |

| 5° 45 J. BUEHN (1'37.424) | | | | | | | |
|---------------------------|---------------|---------------|---------------|--------|-----------------|--------------|--------------|
| Lap | Seg.1 | Seg.2 | Seg.3 | Seg.4 | Lap Time | km/h | Local Time |
| 1 | | 15.900 | 29.451 | 24.080 | | 252,9 | 15:01'45.992 |
| 2 | 33.329 | 15.178 | 28.451 | 23.122 | 1'40.080 | 274,8 | 15:03'26.072 |
| 3 | 32.502 | 14.943 | 28.543 | 22.967 | 1'38.955 | 277,6 | 15:05'05.027 |
| 4 | 33.216 | 15.341 | 29.400 | 33.932 | 1'51.889P | 273,4 | 15:06'56.916 |
| 5 | 2'42.880 | 15.076 | 29.392 | 23.309 | 3'50.657P | 276,9 | 15:10'47.573 |
| 6 | 32.483 | 14.976 | 28.296 | 22.898 | 1'38.653 | 275,5 | 15:12'26.226 |
| 7 | 32.180 | 14.794 | 28.363 | 22.835 | 1'38.172 | 274,8 | 15:14'04.398 |
| 8 | 32.117 | 14.694 | 28.299 | 22.693 | 1'37.803 | 277,6 | 15:15'42.201 |
| 9 | 33.972 | 15.817 | 29.679 | 34.739 | 1'54.207P | 259,6 | 15:17'36.408 |
| 10 | 5'22.542 | 16.006 | 29.214 | 23.038 | 6'30.800P | 269,3 | 15:24'07.208 |
| 11 | 32.686 | 15.686 | 28.685 | 22.796 | 1'39.853 | 256,5 | 15:25'47.061 |
| 12 | 32.093 | 14.733 | 28.101 | 22.497 | 1'37.424 | 274,1 | 15:27'24.485 |
| 13 | 32.091 | 14.763 | 28.116 | 22.550 | 1'37.520 | 277,6 | 15:29'02.005 |
| 14 | 33.850 | 15.496 | 29.270 | 23.485 | 1'42.101 | 263,4 | 15:30'44.106 |

| 2° 2 R. TAMBURINI (1'36.996) | | | | | | | |
|------------------------------|---------------|---------------|---------------|--------|-----------------|--------------|--------------|
| Lap | Seg.1 | Seg.2 | Seg.3 | Seg.4 | Lap Time | km/h | Local Time |
| 1 | | 15.791 | 30.179 | 24.087 | | 272,0 | 15:02'28.411 |
| 2 | 32.750 | 15.270 | 28.714 | 23.326 | 1'40.060 | 272,0 | 15:04'08.471 |
| 3 | 32.327 | 14.926 | 28.749 | 22.883 | 1'38.885 | 275,5 | 15:05'47.356 |
| 4 | 32.296 | 14.877 | 28.560 | 22.905 | 1'38.638 | 276,2 | 15:07'25.994 |
| 5 | 32.340 | 14.929 | 28.646 | 22.874 | 1'38.789 | 276,9 | 15:09'04.783 |
| 6 | 32.565 | 15.178 | 32.977 | 33.725 | 1'54.445CP | 276,2 | 15:10'59.228 |
| 7 | 4'33.720 | 15.511 | 29.356 | 23.491 | 5'42.078P | 272,7 | 15:16'41.306 |
| 8 | 31.870 | 14.822 | 28.236 | 22.587 | 1'37.515 | 277,6 | 15:18'18.821 |
| 9 | 31.809 | 14.751 | 28.394 | 22.691 | 1'37.645 | 276,9 | 15:19'56.466 |
| 10 | 37.815 | 15.970 | 30.013 | 34.584 | 1'58.382P | 250,6 | 15:21'54.848 |
| 11 | 2'58.198 | 15.330 | 29.080 | 23.208 | 4'05.816P | 270,7 | 15:26'00.664 |
| 12 | 31.847 | 14.721 | 27.972 | 22.456 | 1'36.996 | 279,8 | 15:27'37.660 |
| 13 | 31.947 | 14.764 | 28.504 | 22.881 | 1'38.096 | 281,3 | 15:29'15.756 |
| 14 | 32.403 | 14.879 | 28.449 | 23.008 | 1'38.739 | 275,5 | 15:30'54.495 |

| 6° 6 E. PUSCEDDU (1'37.439) | | | | | | | |
|-----------------------------|---------------|---------------|---------------|--------|-----------------|--------------|--------------|
| Lap | Seg.1 | Seg.2 | Seg.3 | Seg.4 | Lap Time | km/h | Local Time |
| 1 | | 15.419 | 29.007 | 24.711 | | 273,4 | 15:01'45.530 |
| 2 | 32.421 | 14.948 | 28.310 | 22.784 | 1'38.463 | 270,7 | 15:03'23.993 |
| 3 | 32.332 | 14.918 | 28.509 | 22.929 | 1'38.688 | 273,4 | 15:05'02.681 |
| 4 | 38.659 | 15.390 | 30.304 | 22.765 | 1'47.118 | 270,7 | 15:06'49.799 |
| 5 | 32.181 | 14.915 | 28.349 | 22.789 | 1'38.234 | 275,5 | 15:08'28.033 |
| 6 | 32.316 | 15.025 | 28.475 | 22.856 | 1'38.672 | 274,1 | 15:10'06.705 |
| 7 | 36.702 | 15.963 | 29.760 | 38.294 | 2'00.719P | 257,8 | 15:12'07.424 |
| 8 | 4'56.896 | 15.341 | 28.576 | 22.906 | 6'03.719P | 267,3 | 15:18'11.143 |
| 9 | 32.288 | 14.763 | 28.208 | 22.500 | 1'37.759 | 265,4 | 15:19'48.902 |
| 10 | 32.058 | 14.719 | 28.100 | 22.562 | 1'37.439 | 268,7 | 15:21'26.341 |
| 11 | 32.719 | 15.649 | 30.617 | 23.030 | 1'42.015 | 238,9 | 15:23'08.356 |
| 12 | 32.661 | 15.344 | 29.074 | 23.738 | 1'40.817 | 269,3 | 15:24'49.173 |
| 13 | 35.184 | 15.525 | 29.435 | 34.102 | 1'54.246P | 271,4 | 15:26'43.419 |
| 14 | 2'02.614 | 15.497 | 29.138 | 23.226 | 3'10.475P | 267,3 | 15:29'53.894 |
| 15 | 32.232 | 15.021 | 28.486 | 22.947 | 1'38.686 | 265,4 | 15:31'32.580 |

| 3° 15 F. SANDI (1'36.997) | | | | | | | |
|---------------------------|---------------|---------------|---------------|--------|-----------------|--------------|--------------|
| Lap | Seg.1 | Seg.2 | Seg.3 | Seg.4 | Lap Time | km/h | Local Time |
| 1 | | 15.511 | 32.498 | 22.859 | | 266,0 | 15:03'32.511 |
| 2 | 32.500 | 14.722 | 28.480 | 22.569 | 1'38.271 | 275,5 | 15:05'10.782 |
| 3 | 32.405 | 14.650 | 28.688 | 22.487 | 1'38.230 | 279,1 | 15:06'49.012 |
| 4 | 32.348 | 14.754 | 28.272 | 22.900 | 1'38.274 | 276,9 | 15:08'27.286 |
| 5 | 32.511 | 14.725 | 28.329 | 22.874 | 1'38.439 | 275,5 | 15:10'05.725 |
| 6 | 32.376 | 14.855 | 28.326 | 22.881 | 1'38.438 | 272,7 | 15:11'44.163 |
| 7 | 37.897 | 17.018 | 30.822 | 36.292 | 2'02.029P | 236,8 | 15:13'46.192 |
| 8 | 3'52.099 | 15.177 | 28.859 | 22.812 | 4'58.947P | 269,3 | 15:18'45.139 |
| 9 | 32.009 | 14.567 | 27.924 | 22.497 | 1'36.997 | 274,8 | 15:20'22.136 |
| 10 | 34.198 | 15.697 | 29.680 | 22.824 | 1'42.399 | 272,0 | 15:22'04.535 |
| 11 | 32.168 | 14.651 | 28.201 | 22.727 | 1'37.747 | 274,1 | 15:23'42.282 |
| 12 | 36.708 | 16.179 | 30.083 | 35.820 | 1'58.790P | 254,1 | 15:25'41.072 |
| 13 | 4'36.164 | 16.233 | 30.208 | 24.079 | 5'46.684P | 246,6 | 15:31'27.756 |

| 7° 21 F. MARINO (1'37.672) | | | | | | | |
|----------------------------|---------------|---------------|---------------|--------|-----------------|--------------|--------------|
| Lap | Seg.1 | Seg.2 | Seg.3 | Seg.4 | Lap Time | km/h | Local Time |
| 1 | | 16.951 | 30.490 | 23.025 | | 247,7 | 15:01'52.550 |
| 2 | 32.312 | 14.833 | 29.029 | 23.017 | 1'39.191 | 266,7 | 15:03'31.741 |
| 3 | 32.311 | 14.956 | 28.897 | 22.742 | 1'38.906 | 269,3 | 15:05'10.647 |
| 4 | 32.229 | 14.820 | 28.964 | 22.736 | 1'38.749 | 277,6 | 15:06'49.396 |
| 5 | 34.317 | 15.176 | 29.130 | 33.642 | 1'52.265P | 274,1 | 15:08'41.661 |
| 6 | 3'52.990 | 15.234 | 29.014 | 23.571 | 5'00.809P | 270,0 | 15:13'42.470 |
| 7 | 31.962 | 14.806 | 28.355 | 22.613 | 1'37.736 | 273,4 | 15:15'20.206 |
| 8 | 31.837 | 14.791 | 28.521 | 24.151 | 1'39.300 | 275,5 | 15:16'59.506 |
| 9 | 35.226 | 15.095 | 28.915 | 22.813 | 1'42.049 | 274,1 | 15:18'41.555 |
| 10 | 31.912 | 14.777 | 28.411 | 22.826 | 1'37.926 | 276,9 | 15:20'19.481 |
| 11 | 35.664 | 14.999 | 29.649 | 33.405 | 1'53.717P | 274,1 | 15:22'13.198 |
| 12 | 2'17.104 | 15.259 | 28.816 | 23.396 | 3'24.575P | 268,7 | 15:25'37.773 |
| 13 | 31.950 | 14.879 | 28.198 | 22.645 | 1'37.672 | 270,0 | 15:27'15.445 |
| 14 | 31.899 | 14.769 | 28.275 | 23.098 | 1'38.041 | 264,7 | 15:28'53.486 |
| 15 | 32.104 | 14.903 | 28.566 | 22.930 | 1'38.503 | 272,0 | 15:30'31.989 |

| 4° 7 M. SCHEIB (1'37.202) | | | | | | | |
|---------------------------|---------------|---------------|---------------|--------|-----------------|--------------|--------------|
| Lap | Seg.1 | Seg.2 | Seg.3 | Seg.4 | Lap Time | km/h | Local Time |
| 1 | | 15.418 | 29.497 | 23.481 | | 279,8 | 15:01'59.250 |
| 2 | 35.199 | 14.813 | 28.426 | 22.693 | 1'41.131 | 279,1 | 15:03'40.381 |
| 3 | 32.232 | 14.783 | 28.299 | 22.579 | 1'37.893 | 276,9 | 15:05'18.274 |
| 4 | 33.349 | 14.966 | 28.797 | 32.027 | 1'49.139P | 272,0 | 15:07'07.413 |
| 5 | 4'46.831 | 15.269 | 28.462 | 23.075 | 5'53.637P | 272,0 | 15:13'01.050 |
| 6 | 31.786 | 14.784 | 28.109 | 22.523 | 1'37.202 | 274,8 | 15:14'38.252 |
| 7 | 31.829 | 14.772 | 28.176 | 22.546 | 1'37.323 | 274,1 | 15:16'15.575 |
| 8 | 31.975 | 14.781 | 28.283 | 22.720 | 1'37.759 | 273,4 | 15:17'53.334 |
| 9 | 34.592 | 15.301 | 29.546 | 32.569 | 1'52.008P | 272,0 | 15:19'45.342 |
| 10 | 2'12.294 | 16.825 | 30.580 | 23.047 | 3'22.746P | 232,8 | 15:23'08.088 |
| 11 | 35.055 | 14.896 | 29.619 | 24.298 | 1'43.868 | 275,5 | 15:24'51.956 |
| 12 | 31.679 | 14.813 | 32.054 | 23.176 | 1'41.722 | 272,0 | 15:26'33.678 |
| 13 | 31.924 | 14.876 | 28.057 | 22.699 | 1'37.556 | 272,7 | 15:28'11.234 |
| 14 | 45.909 | 15.776 | 29.566 | 23.420 | 1'54.671 | 268,7 | 15:30'05.905 |

| 8° 84 R. RUSSO (1'37.908) | | | | | | | |
|---------------------------|----------|---------------|---------------|--------|-----------|--------------|--------------|
| Lap | Seg.1 | Seg.2 | Seg.3 | Seg.4 | Lap Time | km/h | Local Time |
| 1 | | 19.273 | 29.699 | 23.593 | | 185,9 | 15:01'55.929 |
| 2 | 32.781 | 14.819 | 28.328 | 22.686 | 1'38.614 | 263,4 | 15:03'34.543 |
| 3 | 32.477 | 14.751 | 28.675 | 23.399 | 1'39.302 | 274,8 | 15:05'13.845 |
| 4 | 32.629 | 14.715 | 28.829 | 23.472 | 1'39.645 | 276,2 | 15:06'53.490 |
| 5 | 32.348 | 14.776 | 28.777 | 22.790 | 1'38.691 | 266,7 | 15:08'32.181 |
| 6 | 34.270 | 15.855 | 31.875 | 35.655 | 1'57.655P | 264,1 | 15:10'29.836 |
| 7 | 2'20.089 | 16.374 | 30.005 | 23.323 | 3'29.791P | 238,9 | 15:13'59.627 |
| 8 | 32.692 | 14.913 | 28.394 | 22.644 | 1'38.643 | 272,7 | 15:15'38.270 |

21/04/2018 P = Pits In/Out - C = Lap Time Cancelled

These data/results cannot be reproduced, stored and/or transmitted in whole or in part by any manner of electronic, mechanical, photocopying, recording, broadcasting or otherwise now known or herein after developed without the previous express consent by the copyright owner, except for reproduction in daily press and regular printed publications on sale to the public within 60 days of the event related to those data/results and always provided that copyright symbol appears together as follows below.

© DORNA WSBK ORGANIZATION Srl 2018

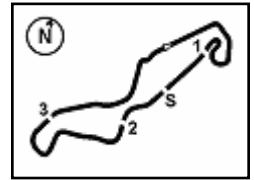
FIKR PERUGIA TIMING



Official Tyre Supplier



Official Timekeeper


5.4
**STK1000
120/02**


TT Circuit Assen 4.542 m

Dutch Round, 20-21-22 April 2018

Superstock 1000 - Chronological Analysis Qualifying

2 / 4

| | | | | | | | | | | | | | | | |
|----|---------------|--------|--------|--------|-----------------|-------|--------------|----|--------|---------------|--------|--------|-----------------|-------|--------------|
| 9 | 32.498 | 15.170 | 28.820 | 32.669 | 1'49.157P | 271,4 | 15:17'27.427 | 12 | 32.645 | 15.096 | 28.551 | 22.803 | 1'39.095 | 267,3 | 15:26'02.424 |
| 10 | 2'19.239 | 15.500 | 29.187 | 22.915 | 3'26.841P | 262,1 | 15:20'54.268 | 13 | 32.422 | 14.902 | 28.564 | 22.673 | 1'38.561 | 270,7 | 15:27'40.985 |
| 11 | 32.202 | 14.741 | 28.354 | 22.611 | 1'37.908 | 273,4 | 15:22'32.176 | 14 | 32.424 | 15.033 | 28.477 | 23.028 | 1'38.962 | 269,3 | 15:29'19.947 |
| 12 | 32.647 | 14.915 | 28.564 | 22.778 | 1'38.904 | 270,0 | 15:24'11.080 | 15 | 32.506 | 15.003 | 28.555 | 23.092 | 1'39.156 | 269,3 | 15:30'59.103 |
| 13 | 32.312 | 14.877 | 28.428 | 22.679 | 1'38.296 | 268,7 | 15:25'49.376 | | | | | | | | |
| 14 | 41.839 | 15.145 | 29.363 | 23.118 | 1'49.465 | 272,0 | 15:27'38.841 | | | | | | | | |
| 15 | 32.550 | 14.924 | 28.448 | 22.793 | 1'38.715 | 272,0 | 15:29'17.556 | | | | | | | | |
| 16 | 32.547 | 15.274 | 33.255 | 25.248 | 1'46.324 | 270,7 | 15:31'03.880 | | | | | | | | |

| 9° 44 D. DE BOER (1'38.029) | | | | | | | |
|-----------------------------|---------------|---------------|---------------|--------|-----------------|--------------|--------------|
| Lap | Seg.1 | Seg.2 | Seg.3 | Seg.4 | Lap Time | km/h | Local Time |
| 1 | | 15.778 | 31.535 | 23.145 | | 266,0 | 15:03'23.042 |
| 2 | 32.750 | 14.824 | 28.496 | 22.706 | 1'38.776 | 271,4 | 15:05'01.818 |
| 3 | 32.247 | 14.921 | 28.376 | 23.000 | 1'38.544 | 268,7 | 15:06'40.362 |
| 4 | 32.170 | 14.878 | 28.288 | 22.693 | 1'38.029 | 269,3 | 15:08'18.391 |
| 5 | 33.973 | 15.309 | 29.245 | 35.103 | 1'53.630P | 268,7 | 15:10'12.021 |
| 6 | 11'03.832 | 19.528 | 34.543 | 24.787 | 12'22.690P | 189,5 | 15:22'34.711 |
| 7 | 32.641 | 14.950 | 28.397 | 22.815 | 1'38.803 | 269,3 | 15:24'13.514 |
| 8 | 32.356 | 14.872 | 28.331 | 22.573 | 1'38.132 | 268,7 | 15:25'51.646 |
| 9 | 32.938 | 15.229 | 30.913 | 23.018 | 1'42.098 | 266,0 | 15:27'33.744 |
| 10 | 32.200 | 14.898 | 28.367 | 22.943 | 1'38.408 | 268,0 | 15:29'12.152 |
| 11 | 37.483 | 16.105 | 29.229 | 23.370 | 1'46.187 | 242,7 | 15:30'58.339 |

| 10° 70 L. VITALI (1'38.199) | | | | | | | |
|-----------------------------|---------------|---------------|---------------|--------|-----------------|--------------|--------------|
| Lap | Seg.1 | Seg.2 | Seg.3 | Seg.4 | Lap Time | km/h | Local Time |
| 1 | | 15.318 | 29.530 | 24.574 | | 274,8 | 15:02'00.591 |
| 2 | 32.321 | 15.055 | 28.324 | 22.735 | 1'38.435 | 273,4 | 15:03'39.026 |
| 3 | 32.242 | 15.134 | 28.362 | 22.743 | 1'38.481 | 274,8 | 15:05'17.507 |
| 4 | 34.893 | 15.085 | 28.785 | 23.285 | 1'42.048 | 273,4 | 15:06'59.555 |
| 5 | 32.128 | 14.933 | 28.404 | 22.734 | 1'38.199 | 274,8 | 15:08'37.754 |
| 6 | 32.155 | 15.081 | 28.579 | 35.064 | 1'50.879P | 272,0 | 15:10'28.633 |
| 7 | 9'19.142 | 16.726 | 31.198 | 27.503 | 10'34.569P | 239,5 | 15:21'03.202 |
| 8 | 32.255 | 14.870 | 28.204 | 24.395 | 1'39.724 | 275,5 | 15:22'42.926 |

| 11° 52 A. DELBIANCO (1'38.425) | | | | | | | |
|--------------------------------|---------------|---------------|---------------|--------|-----------------|--------------|--------------|
| Lap | Seg.1 | Seg.2 | Seg.3 | Seg.4 | Lap Time | km/h | Local Time |
| 1 | | 15.334 | 29.206 | 23.551 | | 270,0 | 15:01'41.441 |
| 2 | 32.662 | 15.070 | 28.793 | 23.217 | 1'39.742 | 276,2 | 15:03'21.183 |
| 3 | 32.453 | 15.020 | 29.224 | 22.824 | 1'39.521 | 274,8 | 15:05'00.704 |
| 4 | 32.604 | 15.762 | 29.424 | 34.777 | 1'52.567P | 276,2 | 15:06'53.271 |
| 5 | 5'27.808 | 15.916 | 29.200 | 22.940 | 6'35.864P | 246,6 | 15:13'29.135 |
| 6 | 32.170 | 14.955 | 28.528 | 22.927 | 1'38.580 | 274,8 | 15:15'07.715 |
| 7 | 32.385 | 17.207 | 32.704 | 23.478 | 1'45.774 | 274,8 | 15:16'53.489 |
| 8 | 32.254 | 14.910 | 28.674 | 22.881 | 1'38.719 | 273,4 | 15:18'32.208 |
| 9 | 32.313 | 14.920 | 28.902 | 23.003 | 1'39.138 | 274,1 | 15:20'11.346 |
| 10 | 38.168 | 16.044 | 30.459 | 34.573 | 1'59.244P | 249,4 | 15:22'10.590 |
| 11 | 2'27.161 | 15.202 | 28.867 | 22.893 | 3'34.123P | 266,0 | 15:25'44.713 |
| 12 | 32.141 | 14.896 | 28.495 | 22.893 | 1'38.425 | 276,2 | 15:27'23.138 |
| 13 | 32.351 | 15.010 | 28.426 | 22.939 | 1'38.726 | 270,0 | 15:29'01.864 |
| 14 | 32.334 | 15.057 | 28.719 | 22.938 | 1'39.048 | 274,1 | 15:30'40.912 |

| 12° 59 A. SCHACHT (1'38.561) | | | | | | | |
|------------------------------|---------------|--------|---------------|--------|-----------|--------------|--------------|
| Lap | Seg.1 | Seg.2 | Seg.3 | Seg.4 | Lap Time | km/h | Local Time |
| 1 | | 15.392 | 28.964 | 23.194 | | 268,0 | 15:01'42.405 |
| 2 | 32.575 | 15.132 | 28.469 | 22.729 | 1'38.905 | 270,7 | 15:03'21.310 |
| 3 | 32.640 | 15.321 | 28.813 | 23.002 | 1'39.776 | 272,0 | 15:05'01.086 |
| 4 | 32.472 | 15.222 | 28.485 | 23.336 | 1'39.515 | 272,0 | 15:06'40.601 |
| 5 | 32.418 | 14.955 | 28.634 | 22.696 | 1'38.703 | 270,7 | 15:08'19.304 |
| 6 | 32.482 | 15.079 | 28.489 | 22.842 | 1'38.892 | 269,3 | 15:09'58.196 |
| 7 | 32.516 | 15.327 | 28.875 | 34.828 | 1'51.546P | 265,4 | 15:11'49.742 |
| 8 | 6'28.473 | 15.518 | 28.864 | 23.229 | 7'36.084P | 263,4 | 15:19'25.826 |
| 9 | 32.454 | 15.116 | 28.549 | 22.747 | 1'38.866 | 269,3 | 15:21'04.692 |
| 10 | 32.443 | 15.014 | 28.445 | 22.851 | 1'38.753 | 268,7 | 15:22'43.445 |
| 11 | 32.286 | 15.045 | 28.857 | 23.696 | 1'39.884 | 269,3 | 15:24'23.329 |

| 13° 23 L. SALVADORI (1'38.564) | | | | | | | |
|--------------------------------|---------------|---------------|---------------|--------|-----------------|--------------|--------------|
| Lap | Seg.1 | Seg.2 | Seg.3 | Seg.4 | Lap Time | km/h | Local Time |
| 1 | | | 15.813 | 32.622 | 28.809 | 266,7 | 15:02'28.682 |
| 2 | 32.801 | 15.187 | 28.886 | 23.236 | 1'40.110 | 272,0 | 15:04'08.792 |
| 3 | 32.682 | 15.082 | 28.800 | 23.063 | 1'39.627 | 272,0 | 15:05'48.419 |
| 4 | 33.481 | 15.243 | 29.076 | 36.412 | 1'54.212P | 268,7 | 15:07'42.631 |
| 5 | 7'49.730 | 15.829 | 29.395 | 23.963 | 8'58.917P | 264,1 | 15:16'41.548 |
| 6 | 32.360 | 14.866 | 28.568 | 22.770 | 1'38.564 | 270,7 | 15:18'20.112 |
| 7 | 32.550 | 14.973 | 28.781 | 23.042 | 1'39.346 | 271,4 | 15:19'59.458 |
| 8 | 33.705 | 15.308 | 30.380 | 34.831 | 1'54.224P | 268,7 | 15:21'53.682 |
| 9 | 3'14.235 | 17.167 | 33.579 | 24.803 | 4'29.784P | 229,3 | 15:26'23.466 |
| 10 | 32.898 | 16.132 | 31.227 | 24.562 | 1'44.819 | 256,5 | 15:28'08.285 |
| 11 | 32.959 | 15.783 | 31.015 | 26.916 | 1'46.673 | 256,5 | 15:29'54.958 |
| 12 | 32.402 | 14.935 | 28.636 | 22.803 | 1'38.776 | 273,4 | 15:31'33.734 |

| 14° 34 X. PINSACH (1'38.778) | | | | | | | |
|------------------------------|---------------|---------------|---------------|--------|-----------------|--------------|--------------|
| Lap | Seg.1 | Seg.2 | Seg.3 | Seg.4 | Lap Time | km/h | Local Time |
| 1 | | 15.422 | 29.681 | 24.283 | | 272,0 | 15:02'01.166 |
| 2 | 32.970 | 14.900 | 28.989 | 23.099 | 1'39.958 | 273,4 | 15:03'41.124 |
| 3 | 32.644 | 14.896 | 28.816 | 23.544 | 1'39.900 | 277,6 | 15:05'21.024 |
| 4 | 39.695 | 14.966 | 28.782 | 23.059 | 1'46.502 | 274,1 | 15:07'07.526 |
| 5 | 32.580 | 14.762 | 28.734 | 22.875 | 1'38.951 | 275,5 | 15:08'46.477 |
| 6 | 33.323 | 15.417 | 36.494 | 23.220 | 1'48.454 | 276,2 | 15:10'34.931 |
| 7 | 32.502 | 14.772 | 29.274 | 23.175 | 1'39.723 | 277,6 | 15:12'14.654 |
| 8 | 32.623 | 14.852 | 28.842 | 23.101 | 1'39.418 | 275,5 | 15:13'54.072 |
| 9 | 33.891 | 15.033 | 29.109 | 38.097 | 1'56.130P | 272,0 | 15:15'50.202 |
| 10 | 5'25.625 | 15.456 | 38.818 | 25.914 | 6'45.813P | 268,7 | 15:22'36.015 |
| 11 | 32.554 | 14.738 | 28.657 | 22.829 | 1'38.778 | 269,3 | 15:24'14.793 |
| 12 | 32.564 | 14.829 | 28.564 | 22.891 | 1'38.848 | 274,1 | 15:25'53.641 |
| 13 | 35.685 | 14.952 | 29.225 | 23.123 | 1'42.985 | 272,7 | 15:27'36.626 |
| 14 | 32.570 | 14.883 | 28.593 | 22.970 | 1'39.016 | 274,8 | 15:29'15.642 |
| 15 | 32.740 | 14.863 | 28.777 | 22.935 | 1'39.315 | 278,4 | 15:30'54.957 |

| 15° 51 E. VIONNET (1'38.981) | | | | | | | |
|------------------------------|---------------|---------------|---------------|--------|-----------------|--------------|--------------|
| Lap | Seg.1 | Seg.2 | Seg.3 | Seg.4 | Lap Time | km/h | Local Time |
| 1 | | 16.444 | 29.713 | 23.777 | | 255,3 | 15:02'06.704 |
| 2 | 33.198 | 15.165 | 28.654 | 23.179 | 1'40.196 | 270,0 | 15:03'46.900 |
| 3 | 32.468 | 15.150 | 28.701 | 23.155 | 1'39.474 | 270,7 | 15:05'26.374 |
| 4 | 32.591 | 15.117 | 28.644 | 23.196 | 1'39.548 | 273,4 | 15:07'05.922 |
| 5 | 32.607 | 15.034 | 28.849 | 23.403 | 1'39.893 | 274,1 | 15:08'45.815 |
| 6 | 36.554 | 16.051 | 31.048 | 23.554 | 1'47.207 | 257,8 | 15:10'33.022 |
| 7 | 32.696 | 15.092 | 28.948 | 33.963 | 1'50.699P | 272,0 | 15:12'23.721 |
| 8 | 8'57.452 | 16.121 | 29.897 | 23.414 | 10'06.884P | 265,4 | 15:22'30.605 |
| 9 | 32.627 | 14.927 | 28.447 | 23.050 | 1'39.051 | 272,7 | 15:24'09.656 |
| 10 | 32.441 | 15.027 | 28.624 | 22.889 | 1'38.981 | 272,0 | 15:25'48.637 |
| 11 | 32.475 | 15.133 | 28.745 | 23.092 | 1'39.445 | 273,4 | 15:27'28.082 |
| 12 | 36.506 | | | 23.995 | 1'56.196 | 269,3 | 15:29'24.278 |
| 13 | 33.115 | 15.480 | 29.118 | 23.236 | 1'40.949 | 267,3 | 15:31'05.227 |

| 16° 55 F. MARCHIONNI (1'39.167) | | | | | | | |
|---------------------------------|----------|--------|--------|--------|-----------|-------|--------------|
| Lap | Seg.1 | Seg.2 | Seg.3 | Seg.4 | Lap Time | km/h | Local Time |
| 1 | | 16.642 | 29.906 | 23.744 | | 237,9 | 15:01'53.562 |
| 2 | 32.721 | 15.062 | 28.561 | 23.125 | 1'39.469 | 265,4 | 15:03'33.031 |
| 3 | 32.687 | 15.146 | 28.656 | 23.124 | 1'39.613 | 268,0 | 15:05'12.644 |
| 4 | 32.891 | 15.188 | 29.600 | 23.631 | 1'41.310 | 268,0 | 15:06'53.954 |
| 5 | 36.958 | 19.111 | 36.120 | 25.163 | 1'57.352 | 198,9 | 15:08'51.306 |
| 6 | 32.680 | 15.142 | 28.470 | 23.346 | 1'39.638 | 266,7 | 15:10'30.944 |
| 7 | 39.806 | 17.456 | 31.935 | 35.582 | 2'04.779P | 220,4 | 15:12'35.723 |
| 8 | 5'31.096 | 17.165 | 31.257 | 23.404 | 6'42.922P | 228,8 | 15:19'18.645 |

21/04/2018 P = Pits In/Out - C = Lap Time Cancelled

These data/results cannot be reproduced, stored and/or transmitted in whole or in part by any manner of electronic, mechanical, photocopying, recording, broadcasting or otherwise now known or herein after developed without the previous express consent by the copyright owner, except for reproduction in daily press and regular printed publications on sale to the public within 60 days of the event related to those data/results and always provided that copyright symbol appears together as follows below.

© DORNA WSBK ORGANIZATION Srl 2018

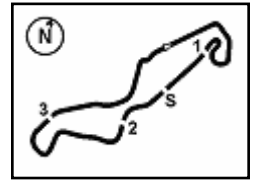
FICR PERUGIA TIMING



Official Tyre Supplier



Official Timekeeper


5.4
STK1000
120/02


TT Circuit Assen 4.542 m

Dutch Round, 20-21-22 April 2018

Superstock 1000 - Chronological Analysis Qualifying

3 / 4

| | | | | | | | | | | | | | | | |
|---------------------------------------|---------------|---------------|---------------|--------|-----------------|--------------|--------------|----|---------------|---------------|---------------|--------|-----------------|--------------|--------------|
| 9 | 32.623 | 14.990 | 28.714 | 23.165 | 1'39.492 | 269,3 | 15:20'58.137 | 1 | | 16.324 | 29.803 | 23.891 | 254,1 | 15:01'55.568 | |
| 10 | 32.451 | 15.148 | 28.329 | 23.354 | 1'39.282 | 266,7 | 15:22'37.419 | 2 | 33.408 | 15.144 | 28.897 | 23.344 | 1'40.793 | 263,4 | 15:03'36.361 |
| 11 | 42.174 | 18.003 | 32.612 | 24.376 | 1'57.165 | 214,7 | 15:24'34.584 | 3 | 33.099 | 15.248 | 28.940 | 25.776 | 1'43.063 | 268,0 | 15:05'19.424 |
| 12 | 32.704 | 15.107 | 28.674 | 23.596 | 1'40.081 | 264,7 | 15:26'14.665 | 4 | 34.653 | 15.167 | 29.145 | 23.853 | 1'42.818 | 270,0 | 15:07'02.242 |
| 13 | 39.779 | 19.050 | 32.533 | 25.675 | 1'57.037 | 173,1 | 15:28'11.702 | 5 | 32.891 | 15.051 | 28.974 | 23.298 | 1'40.214 | 271,4 | 15:08'42.456 |
| 14 | 33.938 | 16.136 | 29.039 | 23.461 | 1'42.574 | 243,8 | 15:29'54.276 | 6 | 33.473 | 15.347 | 29.432 | 23.848 | 1'42.100 | 268,0 | 15:10'24.556 |
| 15 | 32.430 | 15.127 | 28.527 | 23.083 | 1'39.167 | 264,7 | 15:31'33.443 | 7 | 33.166 | 15.171 | 28.953 | 23.538 | 1'40.828 | 267,3 | 15:12'05.384 |
| | | | | | | | | 8 | 38.539 | 16.095 | 30.202 | 35.224 | 2'00.060P | 259,0 | 15:14'05.444 |
| | | | | | | | | 9 | 3'54.930 | 18.309 | 34.421 | 24.463 | 5'12.123P | 222,7 | 15:19'17.567 |
| | | | | | | | | 10 | 33.420 | 15.261 | 29.276 | 23.273 | 1'41.230 | 269,3 | 15:20'58.797 |
| | | | | | | | | 11 | 5'50.456 | 15.834 | 29.592 | 23.943 | 6'59.825 | 266,0 | 15:27'58.622 |
| | | | | | | | | 12 | 33.353 | 15.218 | 29.458 | 23.471 | 1'41.500 | 266,0 | 15:29'40.122 |
| | | | | | | | | 13 | 33.324 | 15.242 | 29.123 | 23.333 | 1'41.022 | 267,3 | 15:31'21.144 |
| 17° 16 G. RUIJ (1'39.179) | | | | | | | | | | | | | | | |
| Lap | Seg.1 | Seg.2 | Seg.3 | Seg.4 | Lap Time | km/h | Local Time | | | | | | | | |
| 1 | | 15.487 | 28.916 | 23.481 | | 271,4 | 15:01'43.620 | | | | | | | | |
| 2 | 33.510 | 15.195 | 28.592 | 23.264 | 1'40.561 | 266,0 | 15:03'24.181 | | | | | | | | |
| 3 | 32.906 | 15.096 | 28.548 | 22.885 | 1'39.435 | 272,7 | 15:05'03.616 | | | | | | | | |
| 4 | 32.876 | 15.211 | 31.469 | 24.121 | 1'43.677 | 270,7 | 15:06'47.293 | | | | | | | | |
| 5 | 32.973 | 15.199 | 28.608 | 22.996 | 1'39.776 | 276,2 | 15:08'27.069 | | | | | | | | |
| 6 | 33.438 | 15.170 | 28.456 | 22.938 | 1'40.002 | 274,1 | 15:10'07.071 | | | | | | | | |
| 7 | 32.739 | 15.091 | 28.587 | 23.081 | 1'39.498 | 270,7 | 15:11'46.569 | | | | | | | | |
| 8 | 35.106 | 16.529 | 30.541 | 35.428 | 1'57.604P | 250,0 | 15:13'44.173 | | | | | | | | |
| 9 | 3'57.314 | 15.212 | 28.757 | 22.912 | 5'04.195P | 266,0 | 15:18'48.368 | | | | | | | | |
| 10 | 32.896 | 15.193 | 28.703 | 22.892 | 1'39.684 | 270,0 | 15:20'28.052 | | | | | | | | |
| 11 | 38.383 | 17.034 | 36.757 | 26.796 | 1'58.970 | 248,3 | 15:22'27.022 | | | | | | | | |
| 12 | 38.060 | 15.136 | 28.507 | 22.775 | 1'44.478 | 272,7 | 15:24'11.500 | | | | | | | | |
| 13 | 32.759 | 15.047 | 28.511 | 22.862 | 1'39.179 | 272,7 | 15:25'50.679 | | | | | | | | |
| 14 | 34.520 | 15.272 | 32.111 | 22.904 | 1'44.807 | 269,3 | 15:27'35.486 | | | | | | | | |
| 15 | 32.788 | 14.979 | 28.636 | 22.867 | 1'39.270 | 272,0 | 15:29'14.756 | | | | | | | | |
| 16 | 32.925 | 15.136 | 28.934 | 23.107 | 1'40.102 | 270,0 | 15:30'54.858 | | | | | | | | |
| 21° 77 T. ALBERTO (1'40.518) | | | | | | | | | | | | | | | |
| Lap | Seg.1 | Seg.2 | Seg.3 | Seg.4 | Lap Time | km/h | Local Time | | | | | | | | |
| 1 | | 15.746 | 30.359 | 24.158 | | 268,7 | 15:01'57.729 | | | | | | | | |
| 2 | 33.307 | 15.284 | 29.177 | 24.340 | 1'42.108 | 271,4 | 15:03'39.837 | | | | | | | | |
| 3 | 33.158 | 15.090 | 29.154 | 23.631 | 1'41.033 | 276,9 | 15:05'20.870 | | | | | | | | |
| 4 | 33.392 | 15.291 | 29.442 | 23.923 | 1'42.048 | 263,4 | 15:07'02.918 | | | | | | | | |
| 5 | 33.071 | 15.139 | 29.348 | 23.583 | 1'41.141 | 276,2 | 15:08'44.059 | | | | | | | | |
| 6 | 33.225 | 15.068 | 29.006 | 23.619 | 1'40.918 | 274,8 | 15:10'24.977 | | | | | | | | |
| 7 | 41.665 | 15.571 | 29.680 | 23.721 | 1'50.637 | 268,0 | 15:12'15.614 | | | | | | | | |
| 8 | 33.117 | 15.223 | 29.191 | 23.578 | 1'41.109 | 272,0 | 15:13'56.723 | | | | | | | | |
| 9 | 33.429 | 15.844 | 31.771 | 35.445 | 1'56.489P | 271,4 | 15:15'53.212 | | | | | | | | |
| 10 | 3'55.107 | 16.572 | 31.362 | 24.233 | 5'07.274P | 238,9 | 15:21'00.486 | | | | | | | | |
| 11 | 33.167 | 15.193 | 29.139 | 24.051 | 1'41.550 | 272,0 | 15:22'42.036 | | | | | | | | |
| 12 | 33.325 | 15.045 | 29.081 | 23.966 | 1'41.417 | 273,4 | 15:24'23.453 | | | | | | | | |
| 13 | 33.292 | 15.275 | 28.968 | 23.540 | 1'41.075 | 272,0 | 15:26'04.528 | | | | | | | | |
| 14 | 33.483 | 15.076 | 29.171 | 23.799 | 1'41.529 | 272,0 | 15:27'46.057 | | | | | | | | |
| 15 | 33.319 | 15.271 | 29.172 | 23.620 | 1'41.382 | 268,7 | 15:29'27.439 | | | | | | | | |
| 16 | 32.844 | 15.139 | 29.100 | 23.435 | 1'40.518 | 272,0 | 15:31'07.957 | | | | | | | | |
| 22° 46 M. CUDEVILLE (1'40.619) | | | | | | | | | | | | | | | |
| Lap | Seg.1 | Seg.2 | Seg.3 | Seg.4 | Lap Time | km/h | Local Time | | | | | | | | |
| 1 | | 15.832 | 29.906 | 24.319 | | 262,8 | 15:01'47.340 | | | | | | | | |
| 2 | 33.797 | 15.506 | 29.253 | 23.577 | 1'42.133 | 264,7 | 15:03'29.473 | | | | | | | | |
| 3 | 33.456 | 15.495 | 29.581 | 23.667 | 1'42.199 | 260,9 | 15:05'11.672 | | | | | | | | |
| 4 | 33.402 | 15.462 | 29.136 | 23.756 | 1'41.756 | 264,1 | 15:06'53.428 | | | | | | | | |
| 5 | 33.516 | 15.293 | 28.971 | 23.346 | 1'41.126 | 265,4 | 15:08'34.554 | | | | | | | | |
| 6 | 36.867 | 15.963 | 32.224 | 33.890 | 1'58.944P | 262,8 | 15:10'33.498 | | | | | | | | |
| 7 | 4'33.425 | 15.810 | 29.438 | 23.933 | 5'42.606P | 260,2 | 15:16'16.104 | | | | | | | | |
| 8 | 33.353 | 15.731 | 29.250 | 23.782 | 1'42.116 | 260,9 | 15:17'58.220 | | | | | | | | |
| 9 | 33.188 | 15.421 | 28.919 | 23.243 | 1'40.771 | 260,9 | 15:19'38.991 | | | | | | | | |
| 10 | 33.035 | 15.465 | 28.917 | 23.432 | 1'40.849 | 264,7 | 15:21'19.840 | | | | | | | | |
| 11 | 43.140 | 16.147 | 30.354 | 33.229 | 2'02.870P | 262,1 | 15:23'22.710 | | | | | | | | |
| 12 | 3'07.067 | 15.532 | 29.608 | 23.908 | 4'16.115P | 264,7 | 15:27'38.825 | | | | | | | | |
| 13 | 33.361 | 15.291 | 28.757 | 23.618 | 1'41.027 | 264,7 | 15:29'19.852 | | | | | | | | |
| 14 | 33.238 | 15.239 | 28.862 | 23.280 | 1'40.619 | 265,4 | 15:31'00.471 | | | | | | | | |
| 23° 82 K. PESEK (1'40.950) | | | | | | | | | | | | | | | |
| Lap | Seg.1 | Seg.2 | Seg.3 | Seg.4 | Lap Time | km/h | Local Time | | | | | | | | |
| 1 | | 15.975 | 30.226 | 24.241 | | 268,0 | 15:01'50.532 | | | | | | | | |
| 2 | 33.369 | 15.307 | 29.294 | 23.710 | 1'41.680 | 270,7 | 15:03'32.212 | | | | | | | | |
| 3 | 33.404 | 15.279 | 29.455 | 23.815 | 1'41.953 | 272,7 | 15:05'14.165 | | | | | | | | |
| 4 | 33.079 | 15.323 | 29.173 | 23.420 | 1'40.995 | 270,7 | 15:06'55.160 | | | | | | | | |
| 5 | 41.463 | 15.453 | 29.820 | 23.936 | 1'50.672 | 272,0 | 15:08'45.832 | | | | | | | | |
| 6 | 33.426 | 15.495 | 29.008 | 23.641 | 1'41.570 | 268,7 | 15:10'27.402 | | | | | | | | |
| 7 | 41.368 | 16.528 | 30.171 | 37.496 | 2'05.563P | 248,8 | 15:12'32.965 | | | | | | | | |
| 8 | 6'02.893 | 16.159 | 34.876 | 23.754 | 7'17.682P | 262,1 | 15:19'50.647 | | | | | | | | |
| 9 | 33.164 | 15.436 | 28.887 | 23.486 | 1'40.973 | 270,7 | 15:21'31.620 | | | | | | | | |
| 10 | 34.027 | 16.202 | 29.657 | 23.776 | 1'43.662 | 252,9 | 15:23'15.282 | | | | | | | | |
| 11 | 33.288 | 15.271 | 29.036 | 23.366 | 1'40.961 | 270,0 | 15:24'56.243 | | | | | | | | |
| 12 | 33.135 | 15.378 | 29.017 | 23.420 | 1'40.950 | 269,3 | 15:26'37.193 | | | | | | | | |
| 20° 31 V. SUCHET (1'40.214) | | | | | | | | | | | | | | | |
| Lap | Seg.1 | Seg.2 | Seg.3 | Seg.4 | Lap Time | km/h | Local Time | | | | | | | | |
| 1 | | 16.486 | 29.553 | 24.248 | | | 15:02'17.258 | | | | | | | | |
| 2 | 33.634 | 16.006 | 29.250 | 23.780 | 1'42.670 | | 15:03'59.928 | | | | | | | | |
| 3 | 33.287 | 15.825 | 29.062 | 23.713 | 1'41.887 | 259,6 | 15:05'41.815 | | | | | | | | |
| 4 | 33.150 | 15.678 | 29.224 | 23.639 | 1'41.691 | 262,1 | 15:07'23.506 | | | | | | | | |
| 5 | 35.470 | 15.567 | 29.080 | 23.452 | 1'43.569 | | 15:09'07.075 | | | | | | | | |
| 6 | 33.107 | 15.492 | 29.092 | 23.596 | 1'41.287 | 266,7 | 15:10'48.362 | | | | | | | | |
| 7 | 33.063 | 15.485 | 29.043 | 23.583 | 1'41.174 | 262,1 | 15:12'29.536 | | | | | | | | |
| 8 | 33.219 | 15.551 | 29.153 | 23.481 | 1'41.404 | 262,8 | 15:14'10.940 | | | | | | | | |
| 9 | 33.015 | 15.640 | 29.016 | 23.473 | 1'41.144 | 262,8 | 15:15'52.084 | | | | | | | | |
| 10 | 34.002 | 16.445 | 30.043 | 35.441 | 1'55.931P | 255,9 | 15:17'48.015 | | | | | | | | |
| 11 | 6'24.315 | 16.526 | 32.842 | 29.986 | 7'43.669P | 257,1 | 15:25'31.684 | | | | | | | | |
| 12 | 33.159 | 15.904 | 28.754 | 23.308 | 1'41.125 | 260,9 | 15:27'12.809 | | | | | | | | |
| 13 | 32.893 | 15.661 | 28.714 | 23.647 | 1'40.915 | 262,8 | 15:28'53.724 | | | | | | | | |
| 14 | 32.614 | 15 | | | | | | | | | | | | | |

| | | | | | | | |
|----|--------|--------|--------|--------|----------|-------|--------------|
| 13 | 44.409 | 17.661 | 34.846 | 24.824 | 2'01.740 | 224,1 | 15:28'38.933 |
| 14 | 33.189 | 15.491 | 29.145 | 23.886 | 1'41.711 | 267,3 | 15:30'20.644 |

21/04/2018 P = Pits In/Out - C = Lap Time Cancelled

These data/results cannot be reproduced, stored and/or transmitted in whole or in part by any manner of electronic, mechanical, photocopying, recording, broadcasting or otherwise now known or herein after developed without the previous express consent by the copyright owner, except for reproduction in daily press and regular printed publications on sale to the public within 60 days of the event related to those data/results and always provided that copyright symbol appears together as follows below.

© DORNA WSBK ORGANIZATION Srl 2018

