

**6.1**  
STK1000  
120/02

TT Circuit Assen 4.542 m

1 / 2

### Dutch Round, 20-21-22 April 2018

### Superstock 1000 - Results Warm Up

No.	Rider	Nat	Team	Bike	Time	Gap	Rel.	Laps	Speed	
									Avg	Max
1	28 M. REITERBERGER	GER	alpha Racing-Van Zon-BMW	BMW S 1000 RR	<b>1'36.742</b>			6	169,019	<b>274,1</b>
2	2 R. TAMBURINI	ITA	Berclaz Racing Team SA	BMW S 1000 RR	<b>1'37.947</b>	1.205	1.205	6	166,939	<b>278,4</b>
3	15 F. SANDI	ITA	MOTOCORSA Racing	Ducati 1199 Panigale R	<b>1'37.989</b>	1.247	0.042	8	166,868	<b>274,8</b>
4	7 M. SCHEIB	CHI	Aprilia Racing Team	Aprilia RSV4 RF	<b>1'38.155</b>	1.413	0.166	7	166,586	<b>279,8</b>
5	16 G. RUIU	ITA	Team Pedercini Racing	Kawasaki ZX-10RR	<b>1'38.358</b>	1.616	0.203	8	166,242	<b>275,5</b>
6	21 F. MARINO	FRA	URBIS Yamaha Motoxrcing STK Team	Yamaha YZF R1	<b>1'38.363</b>	1.621	0.005	8	166,233	<b>274,8</b>
7	52 A. DELBIANCO	ITA	GULF ALTHEA BMW Racing Team	BMW S 1000 RR	<b>1'38.485</b>	1.743	0.122	8	166,027	<b>278,4</b>
8	45 J. BUEHN	GER	alpha Racing-Van Zon-BMW	BMW S 1000 RR	<b>1'38.507</b>	1.765	0.022	8	165,990	<b>274,1</b>
9	44 D. DE BOER	NED	Yamaha Team MGM	Yamaha YZF R1	<b>1'38.681</b>	1.939	0.174	8	165,698	<b>270,0</b>
10	70 L. VITALI	ITA	Aprilia Racing Team	Aprilia RSV4 RF	<b>1'38.723</b>	1.981	0.042	8	165,627	<b>281,3</b>
11	84 R. RUSSO	ITA	C.M. Racing	Kawasaki ZX-10RR	<b>1'38.787</b>	2.045	0.064	8	165,520	<b>276,2</b>
12	6 E. PUSCEDDU	ITA	D.K. Racing	BMW S 1000 RR	<b>1'38.801</b>	2.059	0.014	8	165,496	<b>270,0</b>
13	59 A. SCHACHT	DEN	EAB SCHACHT Racing Team	Ducati 1199 Panigale R	<b>1'38.898</b>	2.156	0.097	8	165,334	<b>274,1</b>
14	23 L. SALVADORI	ITA	Berclaz Racing Team SA	BMW S 1000 RR	<b>1'39.372</b>	2.630	0.474	7	164,545	<b>270,0</b>
15	4 R. BRINK	NED	Team SWPN	Yamaha YZF R1	<b>1'39.575</b>	2.833	0.203	8	164,210	<b>271,4</b>
16	34 X. PINSACH	ESP	ETG Racing	Kawasaki ZX-10RR	<b>1'39.675</b>	2.933	0.100	8	164,045	<b>274,1</b>
17	51 E. VIONNET	SUI	MOTOS VIONNET	BMW S 1000 RR	<b>1'40.246</b>	3.504	0.571	7	163,111	<b>272,7</b>
18	89 F. ROGERS	GBR	Nutec - Benjan - Kawasaki	Kawasaki ZX-10RR	<b>1'40.445</b>	3.703	0.199	7	162,788	<b>267,3</b>
19	55 F. MARCHIONNI	ITA	SPEED ACTION	Yamaha YZF R1	<b>1'40.721</b>	3.979	0.276	7	162,342	<b>266,7</b>
20	77 T. ALBERTO	PHI	MOTOCORSA Racing	Ducati 1199 Panigale R	<b>1'40.867</b>	4.125	0.146	7	162,107	<b>273,4</b>
21	46 M. CUDEVILLE	FRA	Flembo Leader Team	Kawasaki ZX-10RR	<b>1'41.328</b>	4.586	0.461	6	161,369	<b>266,7</b>
22	82 K. PESEK	CZE	MOTO 82	Kawasaki ZX-10RR	<b>1'41.408</b>	4.666	0.080	8	161,242	<b>269,3</b>
23	31 V. SUCHET	SUI	Flembo Leader Team	Kawasaki ZX-10RR	<b>1'41.589</b>	4.847	0.181	7	160,954	<b>268,0</b>

AIR	Humidity:	56%	Temp:	17°C
TRACK	Condition:	Dry	Temp:	20°C

Records	Pole (QP)	2018	M.Reiterberger	1'36.456	169,520	Km/h
	Race (RC)	2017	M.Rinaldi	1'37.522	167,670	Km/h
	Circuit (FP3)	2018	M.Reiterberger	1'36.431	169,560	Km/h

Start 22/04/2018 10:20  
End 10:36

The results are provisional until the end of the time limit for protests and appeals and the completion of the technical checks.

These data/results cannot be reproduced, stored and/or transmitted in whole or in part by any manner of electronic, mechanical, photocopying, recording, broadcasting or otherwise now known or herein after developed without the previous express consent by the copyright owner, except for reproduction in daily press and regular printed publications on sale to the public within 60 days of the event related to those data/results and always provided that copyright symbol appears together as follows below.

© DORNA WSBK ORGANIZATION Srl 2018

FICR PERUGIA TIMING



Official Tyre Supplier



Official Timekeeper

## Dutch Round, 20-21-22 April 2018

### Superstock 1000 - Results Warm Up

#### Session Highlights

Local Time	No. Rider	Description
10.20.00		Start
10.23.57	77 T. ALBERTO	On the Gravel - Re-Joined - Turn 2
10.31.04	15 F. SANDI	On the Gravel - Re-Joined - Turn 9
10.32.53	34 X. PINSACH	On the Gravel - Re-Joined - Turn 2
10.33.24	28 M. REITERBERGER	Technical Problem - Turn 12
10.35.49	46 M. CUDEVILLE	Crashed - Turn 7
10.36.43		End Of Session

#### Fastest Laps Sequence

No.	Rider	Nat	Team	Bike	Local Time	Time	Gap	Avg
28	M. REITERBERGER	GER	alpha Racing-Van Zon-BMW	BMW S 1000 RR	10:23'20.634	<b>1'37.800</b>		167,190
28	M. REITERBERGER	GER	alpha Racing-Van Zon-BMW	BMW S 1000 RR	10:24'57.963	<b>1'37.329</b>	-0.471	167,999
28	M. REITERBERGER	GER	alpha Racing-Van Zon-BMW	BMW S 1000 RR	10:26'34.705	<b>1'36.742</b>	-0.587	169,019

22/04/2018      Start      End      The results are provisional until the end of the time limit for protests and appeals and the completion of the technical checks.

These data/results cannot be reproduced, stored and/or transmitted in whole or in part by any manner of electronic, mechanical, photocopying, recording, broadcasting or otherwise now known or herein after developed without the previous express consent by the copyright owner, except for reproduction in daily press and regular printed publications on sale to the public within 60 days of the event related to those data/results and always provided that copyright symbol appears together as follows below.

© DORNA WSBK ORGANIZATION Srl 2018



### Dutch Round, 20-21-22 April 2018

#### Superstock 1000 - Best Sector & Speed Warm Up

BEST LAP			
1	28 M. REITERBERGER	BMW S 1000 RR	1'36.742
2	2 R. TAMBURINI	BMW S 1000 RR	1'37.947
3	15 F. SANDI	Ducati 1199 Panigale R	1'37.989
4	7 M. SCHEIB	Aprilia RSV4 RF	1'38.155
5	16 G. RUIU	Kawasaki ZX-10RR	1'38.358
6	21 F. MARINO	Yamaha YZF R1	1'38.363
7	52 A. DELBIANCO	BMW S 1000 RR	1'38.485
8	45 J. BUEHN	BMW S 1000 RR	1'38.507
9	44 D. DE BOER	Yamaha YZF R1	1'38.681
10	70 L. VITALI	Aprilia RSV4 RF	1'38.723
11	84 R. RUSSO	Kawasaki ZX-10RR	1'38.787
12	6 E. PUSCEDDU	BMW S 1000 RR	1'38.801
13	59 A. SCHACHT	Ducati 1199 Panigale R	1'38.898
14	23 L. SALVADORI	BMW S 1000 RR	1'39.372
15	4 R. BRINK	Yamaha YZF R1	1'39.575
16	34 X. PINSACH	Kawasaki ZX-10RR	1'39.675
17	51 E. VIONNET	BMW S 1000 RR	1'40.246
18	89 F. ROGERS	Kawasaki ZX-10RR	1'40.445
19	55 F. MARCHIONNI	Yamaha YZF R1	1'40.721
20	77 T. ALBERTO	Ducati 1199 Panigale R	1'40.867
21	46 M. CUDEVILLE	Kawasaki ZX-10RR	1'41.328
22	82 K. PESEK	Kawasaki ZX-10RR	1'41.408
23	31 V. SUCHET	Kawasaki ZX-10RR	1'41.589

SPEED			
1	70 L. VITALI	Aprilia RSV4 RF	281,3
2	7 M. SCHEIB	Aprilia RSV4 RF	279,8
3	2 R. TAMBURINI	BMW S 1000 RR	278,4
4	52 A. DELBIANCO	BMW S 1000 RR	278,4
5	84 R. RUSSO	Kawasaki ZX-10RR	276,2
6	16 G. RUIU	Kawasaki ZX-10RR	275,5
7	15 F. SANDI	Ducati 1199 Panigale R	274,8
8	21 F. MARINO	Yamaha YZF R1	274,8
9	45 J. BUEHN	BMW S 1000 RR	274,1
10	59 A. SCHACHT	Ducati 1199 Panigale R	274,1
11	34 X. PINSACH	Kawasaki ZX-10RR	274,1
12	28 M. REITERBERGER	BMW S 1000 RR	274,1
13	77 T. ALBERTO	Ducati 1199 Panigale R	273,4
14	51 E. VIONNET	BMW S 1000 RR	272,7
15	4 R. BRINK	Yamaha YZF R1	271,4
16	44 D. DE BOER	Yamaha YZF R1	270,0
17	23 L. SALVADORI	BMW S 1000 RR	270,0
18	6 E. PUSCEDDU	BMW S 1000 RR	270,0
19	82 K. PESEK	Kawasaki ZX-10RR	269,3
20	31 V. SUCHET	Kawasaki ZX-10RR	268,0
21	89 F. ROGERS	Kawasaki ZX-10RR	267,3
22	55 F. MARCHIONNI	Yamaha YZF R1	266,7
23	46 M. CUDEVILLE	Kawasaki ZX-10RR	266,7

SEG. 1			SEG. 2			SEG. 3			SEG. 4		
1	28 M. REITERBERGER	31.661	1	28 M. REITERBERGER	14.596	1	28 M. REITERBERGER	27.882	1	16 G. RUIU	22.580
2	21 F. MARINO	31.968	2	2 R. TAMBURINI	14.780	2	15 F. SANDI	28.266	2	28 M. REITERBERGER	22.603
3	2 R. TAMBURINI	32.062	3	21 F. MARINO	14.793	3	2 R. TAMBURINI	28.322	3	15 F. SANDI	22.606
4	52 A. DELBIANCO	32.095	4	7 M. SCHEIB	14.831	4	45 J. BUEHN	28.335	4	2 R. TAMBURINI	22.695
5	7 M. SCHEIB	32.112	5	15 F. SANDI	14.833	5	70 L. VITALI	28.339	5	7 M. SCHEIB	22.734
6	6 E. PUSCEDDU	32.138	6	45 J. BUEHN	14.836	6	16 G. RUIU	28.371	6	59 A. SCHACHT	22.739
7	15 F. SANDI	32.262	7	84 R. RUSSO	14.857	7	7 M. SCHEIB	28.393	7	52 A. DELBIANCO	22.784
8	44 D. DE BOER	32.321	8	16 G. RUIU	14.861	8	52 A. DELBIANCO	28.456	8	84 R. RUSSO	22.790
9	84 R. RUSSO	32.323	9	44 D. DE BOER	14.910	9	44 D. DE BOER	28.458	9	44 D. DE BOER	22.808
10	59 A. SCHACHT	32.343	10	52 A. DELBIANCO	14.934	10	21 F. MARINO	28.461	10	21 F. MARINO	22.861
11	45 J. BUEHN	32.344	11	34 X. PINSACH	14.936	11	4 R. BRINK	28.520	11	45 J. BUEHN	22.878
12	70 L. VITALI	32.374	12	23 L. SALVADORI	14.975	12	84 R. RUSSO	28.525	12	70 L. VITALI	22.898
13	16 G. RUIU	32.460	13	4 R. BRINK	14.984	13	59 A. SCHACHT	28.588	13	6 E. PUSCEDDU	22.949
14	34 X. PINSACH	32.685	14	6 E. PUSCEDDU	15.008	14	23 L. SALVADORI	28.592	14	23 L. SALVADORI	22.978
15	23 L. SALVADORI	32.703	15	70 L. VITALI	15.016	15	6 E. PUSCEDDU	28.599	15	34 X. PINSACH	23.036
16	51 E. VIONNET	32.738	16	59 A. SCHACHT	15.019	16	89 F. ROGERS	28.695	16	4 R. BRINK	23.057
17	4 R. BRINK	32.746	17	77 T. ALBERTO	15.033	17	55 F. MARCHIONNI	28.759	17	51 E. VIONNET	23.096
18	89 F. ROGERS	32.807	18	51 E. VIONNET	15.158	18	34 X. PINSACH	28.910	18	89 F. ROGERS	23.177
19	77 T. ALBERTO	32.849	19	55 F. MARCHIONNI	15.252	19	46 M. CUDEVILLE	28.948	19	55 F. MARCHIONNI	23.393
20	55 F. MARCHIONNI	33.074	20	31 V. SUCHET	15.331	20	77 T. ALBERTO	28.984	20	77 T. ALBERTO	23.427
21	46 M. CUDEVILLE	33.165	21	89 F. ROGERS	15.335	21	82 K. PESEK	29.050	21	31 V. SUCHET	23.599
22	31 V. SUCHET	33.245	22	46 M. CUDEVILLE	15.384	22	51 E. VIONNET	29.093	22	46 M. CUDEVILLE	23.654
23	82 K. PESEK	33.256	23	82 K. PESEK	15.404	23	31 V. SUCHET	29.344	23	82 K. PESEK	23.666

22/04/2018

These data/results cannot be reproduced, stored and/or transmitted in whole or in part by any manner of electronic, mechanical, photocopying, recording, broadcasting or otherwise now known or herein after developed without the previous express consent by the copyright owner, except for reproduction in daily press and regular printed publications on sale to the public within 60 days of the event related to those data/results and always provided that copyright symbol appears together as follows below.

© DORNA WSBK ORGANIZATION Srl 2018

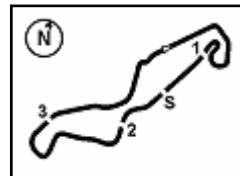
FICR PERUGIA TIMING



Official Tyre Supplier



Official Timekeeper



TT Circuit Assen 4.542 m

### Dutch Round, 20-21-22 April 2018

#### Superstock 1000 - Ideal Time Warm Up

No. Rider	Nat	Bike	Seg. 1	Seg. 2	Seg. 3	Seg. 4	Ideal Time			
			Diff. 1	Diff. 2	Diff. 3	Diff. 4	Best Lap	Pos.	Diff.	
1	<b>28 M. REITERBERGER</b>	GER	BMW S 1000 RR	<b>31.661</b>	<b>14.596</b>	<b>27.882</b>	22.603	<b>1'36.742</b>		
2	<b>2 R. TAMBURINI</b>	ITA	BMW S 1000 RR	32.062 0.028	14.780	28.322 0.060	22.695	<b>1'37.859</b>	1'36.742	2 0.088
3	<b>15 F. SANDI</b>	ITA	Ducati 1199 Panigale R	32.262	14.833 0.022	28.266	22.606	<b>1'37.967</b>	1'37.989	3 0.022
4	<b>7 M. SCHEIB</b>	CHI	Aprilia RSV4 RF	32.112 0.008	14.831 0.007	28.393 0.036	22.734 0.034	<b>1'38.070</b>	1'38.155	4 0.085
5	<b>21 F. MARINO</b>	FRA	Yamaha YZF R1	31.968 0.183	14.793	28.461 0.065	22.861 0.032	<b>1'38.083</b>	1'38.363	6 0.280
6	<b>52 A. DELBIANCO</b>	ITA	BMW S 1000 RR	32.095 0.075	14.934 0.033	28.456	22.784 0.108	<b>1'38.269</b>	1'38.485	7 0.216
7	<b>16 G. RUIU</b>	ITA	Kawasaki ZX-10RR	32.460	14.861 0.086	28.371	<b>22.580</b>	<b>1'38.272</b>	1'38.358	5 0.086
8	<b>45 J. BUEHN</b>	GER	BMW S 1000 RR	32.344	14.836 0.098	28.335	22.878 0.016	<b>1'38.393</b>	1'38.507	8 0.114
9	<b>84 R. RUSSO</b>	ITA	Kawasaki ZX-10RR	32.323 0.107	14.857	28.525 0.159	22.790 0.026	<b>1'38.495</b>	1'38.787	11 0.292
10	<b>44 D. DE BOER</b>	NED	Yamaha YZF R1	32.321	14.910 0.056	28.458 0.019	22.808 0.109	<b>1'38.497</b>	1'38.681	9 0.184
11	<b>70 L. VITALI</b>	ITA	Aprilia RSV4 RF	32.374 0.006	15.016 0.055	28.339	22.898 0.035	<b>1'38.627</b>	1'38.723	10 0.096
12	<b>59 A. SCHACHT</b>	DEN	Ducati 1199 Panigale R	32.343 0.181	15.019 0.028	28.588	22.739	<b>1'38.689</b>	1'38.898	13 0.209
13	<b>6 E. PUSCEDDU</b>	ITA	BMW S 1000 RR	32.138	15.008 0.017	28.599 0.015	22.949 0.075	<b>1'38.694</b>	1'38.801	12 0.107
14	<b>23 L. SALVADORI</b>	ITA	BMW S 1000 RR	32.703 0.113	14.975 0.011	28.592	22.978	<b>1'39.248</b>	1'39.372	14 0.124
15	<b>4 R. BRINK</b>	NED	Yamaha YZF R1	32.746	14.984	28.520	23.057 0.268	<b>1'39.307</b>	1'39.575	15 0.268
16	<b>34 X. PINSACH</b>	ESP	Kawasaki ZX-10RR	32.685	14.936 0.080	28.910 0.028	23.036	<b>1'39.567</b>	1'39.675	16 0.108
17	<b>89 F. ROGERS</b>	GBR	Kawasaki ZX-10RR	32.807 0.230	15.335 0.175	28.695	23.177 0.026	<b>1'40.014</b>	1'40.445	18 0.431
18	<b>51 E. VIONNET</b>	SUI	BMW S 1000 RR	32.738 0.109	15.158 0.036	29.093 0.016	23.096	<b>1'40.085</b>	1'40.246	17 0.161
19	<b>77 T. ALBERTO</b>	PHI	Ducati 1199 Panigale R	32.849 0.094	15.033 0.308	28.984 0.132	23.427 0.040	<b>1'40.293</b>	1'40.867	20 0.574
20	<b>55 F. MARCHIONNI</b>	ITA	Yamaha YZF R1	33.074 0.183	15.252 0.060	28.759	23.393	<b>1'40.478</b>	1'40.721	19 0.243
21	<b>46 M. CUDEVILLE</b>	FRA	Kawasaki ZX-10RR	33.165	15.384 0.098	28.948 0.079	23.654	<b>1'41.151</b>	1'41.328	21 0.177
22	<b>82 K. PESEK</b>	CZE	Kawasaki ZX-10RR	33.256	15.404 0.006	29.050	23.666 0.026	<b>1'41.376</b>	1'41.408	22 0.032
23	<b>31 V. SUCHET</b>	SUI	Kawasaki ZX-10RR	33.245	15.331	29.344 0.034	23.599 0.036	<b>1'41.519</b>	1'41.589	23 0.070
<b>Overall Ideal Time</b>				31.661	14.596	27.882	22.580	<b>1'36.719</b>		

22/04/2018

These data/results cannot be reproduced, stored and/or transmitted in whole or in part by any manner of electronic, mechanical, photocopying, recording, broadcasting or otherwise now known or herein after developed without the previous express consent by the copyright owner, except for reproduction in daily press and regular printed publications on sale to the public within 60 days of the event related to those data/results and always provided that copyright symbol appears together as follows below.

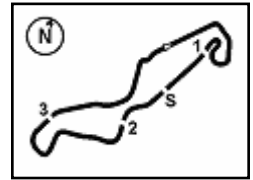
© DORNA WSBK ORGANIZATION Srl 2018

**PIRELLI PERUGIA TIMING**


Official Tyre Supplier



Official Timekeeper


**6.4**
**STK1000**  
**120/02**


TT Circuit Assen 4.542 m

### Dutch Round, 20-21-22 April 2018

#### Superstock 1000 - Chronological Analysis Warm Up

**1 / 3**
**1° 28 M. REITERBERGER (1'36.742)**

Lap	Seg.1	Seg.2	Seg.3	Seg.4	Lap Time	km/h	Local Time
1		15.704	29.176	23.151		266,0	10:21'42.834
2	32.209	14.887	27.912	22.792	1'37.800	272,0	10:23'20.634
3	32.039	14.674	27.956	22.660	1'37.329	272,0	10:24'57.963
4	<b>31.661</b>	<b>14.596</b>	<b>27.882</b>	22.603	<b>1'36.742</b>	272,7	10:26'34.705
5	31.782	14.704	28.106	22.881	1'37.473	273,4	10:28'12.178
6	31.936	14.698	28.539	22.762	1'37.935	272,7	10:29'50.113
7	31.958	14.672	28.268	22.710	1'37.608	273,4	10:31'27.721

**2° 2 R. TAMBURINI (1'37.947)**

Lap	Seg.1	Seg.2	Seg.3	Seg.4	Lap Time	km/h	Local Time
1		16.470	29.671	24.099		237,4	10:25'04.794
2	37.001	15.596	29.878	23.718	1'46.193	270,0	10:26'50.987
3	32.275	14.861	28.380	23.049	1'38.565	<b>278,4</b>	10:28'29.552
4	32.133	14.841	28.471	22.849	1'38.294	<b>272,7</b>	10:30'07.846
5	32.111	14.826	<b>28.322</b>	22.728	1'37.987	274,1	10:31'45.833
6	32.090	<b>14.780</b>	28.382	22.695	<b>1'37.947</b>	274,8	10:33'23.780
7	<b>32.062</b>	14.832	28.486	22.792	1'38.172	265,4	10:35'01.952

**3° 15 F. SANDI (1'37.989)**

Lap	Seg.1	Seg.2	Seg.3	Seg.4	Lap Time	km/h	Local Time
1		17.186	32.498	23.917		220,0	10:22'58.725
2	34.457	15.210	32.461	23.039	1'45.167	270,7	10:24'43.892
3	32.332	14.925	28.444	22.777	1'38.478	270,0	10:26'22.370
4	<b>32.262</b>	14.855	<b>28.266</b>	22.606	<b>1'37.989</b>	271,4	10:28'00.359
5	32.499	<b>14.833</b>	28.555	23.179	1'39.066	<b>274,8</b>	10:29'39.425
6	32.542	14.907	32.651	23.430	1'43.530	272,7	10:31'22.955
7	32.270	15.007	28.504	22.814	1'38.595	269,3	10:33'01.550
8	32.512	14.956	28.647	22.844	1'38.959	271,4	10:34'40.509
9	32.378	14.881	28.609	22.934	1'38.802	271,4	10:36'19.311

**4° 7 M. SCHEIB (1'38.155)**

Lap	Seg.1	Seg.2	Seg.3	Seg.4	Lap Time	km/h	Local Time
1		15.558	29.194	23.078		271,4	10:24'20.168
2	32.225	14.844	28.621	22.756	1'38.446	<b>279,8</b>	10:25'58.614
3	32.231	14.856	<b>28.393</b>	22.734	1'38.214	274,1	10:27'36.828
4	<b>32.112</b>	14.836	28.421	23.048	1'38.417	276,9	10:29'15.245
5	32.120	14.838	28.429	22.768	<b>1'38.155</b>	275,5	10:30'53.400
6	32.132	<b>14.831</b>	28.621	22.800	1'38.384	275,5	10:32'31.784
7	32.227	14.916	28.518	23.048	1'38.709	274,8	10:34'10.493
8	32.253	14.875	28.454	23.505	1'39.087	274,1	10:35'49.580

**5° 16 G. RUIJ (1'38.358)**

Lap	Seg.1	Seg.2	Seg.3	Seg.4	Lap Time	km/h	Local Time
1		15.598	29.268	23.195		270,0	10:21'44.661
2	33.112	15.222	28.859	23.462	1'40.655	272,0	10:23'25.316
3	33.435	15.270	28.723	22.688	1'40.116	261,5	10:25'05.432
4	32.613	15.010	28.533	22.796	1'38.952	274,8	10:26'44.384
5	32.625	14.908	28.535	22.820	1'38.888	272,7	10:28'23.272
6	35.113	15.102	30.080	24.727	1'45.022	274,1	10:30'08.294
7	<b>32.460</b>	14.947	<b>28.371</b>	22.580	<b>1'38.358</b>	274,1	10:31'46.652
8	32.574	<b>14.861</b>	28.503	22.774	1'38.712	273,4	10:33'25.364
9	32.544	14.884	28.650	23.116	1'39.194	<b>275,5</b>	10:35'04.558

**6° 21 F. MARINO (1'38.363)**

Lap	Seg.1	Seg.2	Seg.3	Seg.4	Lap Time	km/h	Local Time
1		15.362	29.481	23.477		266,7	10:22'34.362
2	32.556	14.936	28.693	23.024	1'39.209	272,0	10:24'13.571
3	32.361	14.865	28.532	22.861	1'38.619	272,7	10:25'52.190
4	32.119	14.826	28.570	23.019	1'38.534	273,4	10:27'30.724
5	<b>31.968</b>	14.820	28.592	23.025	1'38.405	274,1	10:29'09.129
6	32.151	<b>14.793</b>	28.526	22.893	<b>1'38.363</b>	<b>274,8</b>	10:30'47.492

7	32.250	14.847	28.540	22.916	1'38.553	273,4	10:32'26.045
8	38.368	17.508	30.771	23.391	1'50.038	233,3	10:34'16.083
9	32.039	14.844	<b>28.461</b>	23.130	1'38.474	272,7	10:35'54.557

**7° 52 A. DELBIANCO (1'38.485)**

Lap	Seg.1	Seg.2	Seg.3	Seg.4	Lap Time	km/h	Local Time
1		15.563	29.285	23.109		267,3	10:21'43.086
2	32.320	14.959	28.820	23.196	1'39.295	277,6	10:23'22.381
3	32.529	14.981	28.507	22.857	1'38.874	274,1	10:25'01.255
4	34.627	16.464	28.976	22.784	1'42.851	249,4	10:26'44.106
5	32.303	<b>14.934</b>	28.746	22.829	1'38.812	274,1	10:28'22.918
6	37.382	16.300	28.694	22.815	1'45.191	248,3	10:30'08.109
7	32.170	14.967	<b>28.456</b>	22.892	<b>1'38.485</b>	<b>278,4</b>	10:31'46.594
8	<b>32.095</b>	15.128	28.564	22.819	1'38.606	277,6	10:33'25.200
9	32.399	15.014	28.725	23.083	1'39.221	274,8	10:35'04.421

**8° 45 J. BUEHN (1'38.507)**

Lap	Seg.1	Seg.2	Seg.3	Seg.4	Lap Time	km/h	Local Time
1		16.326	30.492	24.549		254,7	10:21'48.264
2	34.510	15.518	28.616	23.349	1'41.993	267,3	10:23'30.257
3	33.230	15.167	28.512	23.128	1'40.037	273,4	10:25'10.294
4	36.695	15.777	29.679	23.427	1'45.578	266,0	10:26'55.872
5	<b>32.344</b>	14.934	<b>28.335</b>	22.894	<b>1'38.507</b>	262,1	10:28'34.379
6	32.507	14.991	28.727	23.370	1'39.595	267,3	10:30'13.974
7	34.908	16.261	29.421	23.366	1'43.956	252,3	10:31'57.930
8	32.435	14.852	28.548	23.485	1'39.320	<b>274,1</b>	10:33'37.250
9	32.365	<b>14.836</b>	28.540	22.878	1'38.619	264,1	10:35'15.869

**9° 44 D. DE BOER (1'38.681)**

Lap	Seg.1	Seg.2	Seg.3	Seg.4	Lap Time	km/h	Local Time
1		15.762	30.509	24.090		266,7	10:21'45.672
2	33.019	15.047	28.549	23.360	1'39.975	<b>270,0</b>	10:23'25.647
3	32.991	14.998	28.480	22.808	1'39.277	268,7	10:25'04.924
4	32.500	14.983	28.463	22.856	1'38.802	<b>270,0</b>	10:26'43.726
5	33.747	15.487	29.250	23.220	1'41.704	266,7	10:28'25.430
6	32.732	15.063	35.231	23.896	1'46.922	266,7	10:30'12.352
7	32.415	<b>14.910</b>	<b>28.458</b>	22.932	1'38.715	<b>270,0</b>	10:31'51.067
8	<b>32.321</b>	14.966	28.477	22.917	<b>1'38.681</b>	267,3	10:33'29.748
9	34.485	18.097	29.217	23.276	1'45.075	185,2	10:35'14.823

**10° 70 L. VITALI (1'38.723)**

Lap	Seg.1	Seg.2	Seg.3	Seg.4	Lap Time	km/h	Local Time
1		17.291	32.318	23.990		209,7	10:22'58.955
2	33.118	15.227	34.360	23.510	1'46.215	270,0	10:24'45.170
3	32.460	15.145	28.348	22.918	1'38.871	272,0	10:26'24.041
4	32.380	15.071	<b>28.339</b>	22.933	<b>1'38.723</b>	273,4	10:28'02.764
5	<b>32.374</b>	15.074	28.511	23.297	1'39.256	<b>281,3</b>	10:29'42.020
6	32.387	15.066	28.509	23.060	1'39.022	272,7	10:31'21.042
7	34.773	15.108	28.570	23.065	1'41.516	277,6	10:33'02.558
8	32.401	<b>15.016</b>	28.583	22.898	1'38.898	<b>281,3</b>	10:34'41.456
9	40.330	16.968	31.011	24.801	1'53.110	248,8	10:36'34.566

**11° 84 R. RUSSO (1'38.787)**

Lap	Seg.1	Seg.2	Seg.3	Seg.4	Lap Time	km/h	Local Time
1		17.090	30.673	24.442		233,3	10:21'53.652
2	32.918	15.300	28.640	22.852	1'39.710	270,7	10:23'33.362
3	32.428	14.979	<b>28.525</b>	22.870	1'38.802	270,7	10:25'12.164
4	32.652	14.993	29.116	23.371	1'40.132	273,4	10:26'52.296
5	32.563	14.884	28.937	23.630	1'40.014	<b>276,2</b>	10:28'32.310
6	32.420	14.874	28.734	22.920	1'38.948	265,4	10:30'11.258
7	32.430	<b>14.857</b>	28.684	22.816	<b>1'38.787</b>	272,0	10:31'50.045
8	<b>32.323</b>	15.062	28.594	22.976	1'38.955	270,7	10:33'29.000
9	32.475	15.059	28.737	22.790	1'39.061	270,7	10:35'08.061

22/04/2018 P = Pits In/Out - C = Lap Time Cancelled

These data/results cannot be reproduced, stored and/or transmitted in whole or in part by any manner of electronic, mechanical, photocopying, recording, broadcasting or otherwise now known or herein after developed without the previous express consent by the copyright owner, except for reproduction in daily press and regular printed publications on sale to the public within 60 days of the event related to those data/results and always provided that copyright symbol appears together as follows below.

© DORNA WSBK ORGANIZATION Srl 2018

FICR PERUGIA TIMING



Official Tyre Supplier



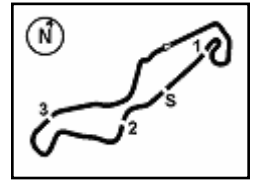
Official Timekeeper





6.4

STK1000  
120/02



TT Circuit Assen 4.542 m

### Dutch Round, 20-21-22 April 2018

#### Superstock 1000 - Chronological Analysis Warm Up

2 / 3

12° 6 E. PUSCEDDU (1'38.801)							
Lap	Seg.1	Seg.2	Seg.3	Seg.4	Lap Time	km/h	Local Time
1		16.204	29.750	23.589		255,9	10:22'59.890
2	33.661	15.308	29.151	23.320	1'41.440	268,0	10:24'41.330
3	32.659	15.139	28.694	23.030	1'39.522	265,4	10:26'20.852
4	32.295	15.008	28.599	23.242	1'39.144	266,7	10:27'59.996
5	32.336	15.087	29.216	23.137	1'39.776	266,0	10:29'39.772
6	32.971	15.189	29.132	23.322	1'40.614	<b>270,0</b>	10:31'20.386
7	32.381	15.117	28.680	22.957	1'39.135	268,0	10:32'59.521
8	32.329	15.064	28.687	22.949	1'39.029	268,7	10:34'38.550
9	<b>32.138</b>	15.025	28.614	23.024	<b>1'38.801</b>	<b>270,0</b>	10:36'17.351

4	<b>32.738</b>	15.283	29.296	23.346	1'40.663	270,7	10:28'40.750
5	32.846	<b>15.158</b>	29.283	23.420	1'40.707	272,0	10:30'21.457
6	32.847	15.194	29.109	23.096	<b>1'40.246</b>	267,3	10:32'01.703
7	33.143	15.237	53.743	24.427	2'06.550	271,4	10:34'08.253
8	33.147	15.196	29.317	23.788	1'41.448	<b>272,7</b>	10:35'49.701

13° 59 A. SCHACHT (1'38.898)							
Lap	Seg.1	Seg.2	Seg.3	Seg.4	Lap Time	km/h	Local Time
1		15.683	29.291	23.753		270,0	10:21'46.271
2	33.015	15.297	28.843	23.049	1'40.204	271,4	10:23'26.475
3	32.605	15.220	28.794	22.849	1'39.468	272,7	10:25'05.943
4	32.705	15.286	36.149	23.970	1'48.110	273,4	10:26'54.053
5	32.608	15.114	28.662	22.812	1'39.196	269,3	10:28'33.249
6	32.592	15.286	29.185	23.111	1'40.174	<b>274,1</b>	10:30'13.423
7	<b>32.343</b>	<b>15.019</b>	28.613	23.476	1'39.451	272,0	10:31'52.874
8	32.688	15.064	28.641	23.047	1'39.440	268,0	10:33'32.314
9	32.524	15.047	<b>28.588</b>	22.739	<b>1'38.898</b>	269,3	10:35'11.212

18° 89 F. ROGERS (1'40.445)							
Lap	Seg.1	Seg.2	Seg.3	Seg.4	Lap Time	km/h	Local Time
1		15.967	29.169	23.537		262,1	10:22'36.926
2	33.146	15.532	28.874	23.383	1'40.935	264,7	10:24'17.861
3	33.273	15.727	29.159	23.177	1'41.336	266,0	10:25'59.197
4	32.988	<b>15.335</b>	28.990	33.795	1'51.108P	266,7	10:27'50.305
5	2'03.195	15.456	28.898	23.209	3'10.758P	<b>267,3</b>	10:31'01.063
6	<b>32.807</b>	15.372	29.342	23.264	1'40.785	265,4	10:32'41.848
7	32.990	15.557	28.887	23.244	1'40.678	265,4	10:34'22.526
8	33.037	15.510	<b>28.695</b>	23.203	<b>1'40.445</b>	260,9	10:36'02.971

14° 23 L. SALVADORI (1'39.372)							
Lap	Seg.1	Seg.2	Seg.3	Seg.4	Lap Time	km/h	Local Time
1		16.168	32.946	32.340		250,0	10:24'14.052
2	32.816	14.986	<b>28.592</b>	22.978	<b>1'39.372</b>	268,7	10:25'53.424
3	32.881	<b>14.975</b>	28.873	23.097	1'39.826	266,0	10:27'33.250
4	32.937	15.126	30.343	24.273	1'42.679	<b>270,0</b>	10:29'15.929
5	32.801	15.040	28.906	23.104	1'39.851	268,7	10:30'55.780
6	32.891	15.180	28.847	23.386	1'40.304	268,7	10:32'36.084
7	36.989	18.488	28.950	23.200	1'47.627	178,2	10:34'23.711
8	<b>32.703</b>	15.032	28.692	23.193	1'39.620	266,7	10:36'03.331

19° 55 F. MARCHIONNI (1'40.721)							
Lap	Seg.1	Seg.2	Seg.3	Seg.4	Lap Time	km/h	Local Time
1		16.482	32.317	34.979		255,9	10:22'23.899
2	1'15.009	15.687	29.131	23.783	2'23.610P	259,0	10:24'47.509
3	33.575	15.472	28.891	23.457	1'41.395	260,9	10:26'28.904
4	33.099	15.344	28.910	23.702	1'41.055	260,2	10:28'09.959
5	35.858	17.275	30.898	23.807	1'47.838	216,0	10:29'57.797
6	33.257	15.312	<b>28.759</b>	23.393	<b>1'40.721</b>	260,2	10:31'38.518
7	<b>33.074</b>	<b>15.252</b>	29.042	23.809	1'41.177	264,1	10:33'19.695
8	33.211	15.280	33.894	23.414	1'45.799	<b>266,7</b>	10:35'05.494

15° 4 R. BRINK (1'39.575)							
Lap	Seg.1	Seg.2	Seg.3	Seg.4	Lap Time	km/h	Local Time
1		15.262	29.025	23.701		270,0	10:21'48.633
2	34.203	15.159	28.729	23.404	1'41.495	268,7	10:23'30.128
3	33.048	15.002	28.704	23.241	1'39.995	270,0	10:25'10.123
4	32.801	15.129	28.630	23.221	1'39.781	267,3	10:26'49.904
5	<b>32.746</b>	<b>14.984</b>	<b>28.520</b>	23.325	<b>1'39.575</b>	269,3	10:28'29.479
6	33.006	14.998	28.624	23.114	1'39.742	270,7	10:30'09.221
7	32.939	15.010	31.397	24.536	1'43.882	<b>271,4</b>	10:31'53.103
8	33.115	15.068	28.592	23.057	1'39.832	269,3	10:33'32.935
9	33.317	15.332	30.707	23.515	1'42.871	265,4	10:35'15.806

20° 77 T. ALBERTO (1'40.867)							
Lap	Seg.1	Seg.2	Seg.3	Seg.4	Lap Time	km/h	Local Time
1		15.628	29.345	24.146		268,7	10:23'25.547
2	35.608	15.379	29.307	24.135	1'44.429	272,7	10:25'09.976
3	33.552	15.279	29.086	23.782	1'41.699	<b>273,4</b>	10:26'51.675
4	<b>32.849</b>	<b>15.033</b>	<b>28.984</b>	24.144	1'41.010	<b>273,4</b>	10:28'32.685
5	32.974	15.255	29.579	23.427	1'41.235	272,0	10:30'13.920
6	32.948	15.199	29.615	24.077	1'41.839	272,7	10:31'55.759
7	33.435	15.268	29.166	23.984	1'41.853	272,0	10:33'37.612
8	32.943	15.341	29.116	23.467	<b>1'40.867</b>	266,7	10:35'18.479

16° 34 X. PINSACH (1'39.675)							
Lap	Seg.1	Seg.2	Seg.3	Seg.4	Lap Time	km/h	Local Time
1		15.422	29.809	23.801		265,4	10:22'19.250
2	33.210	15.072	29.125	23.460	1'40.867	272,0	10:24'00.117
3	33.082	15.033	28.949	23.223	1'40.287	272,0	10:25'40.404
4	32.944	15.094	29.092	23.225	1'40.355	273,4	10:27'20.759
5	32.873	15.564	30.259	23.434	1'42.130	272,7	10:29'02.889
6	<b>32.685</b>	14.953	<b>28.910</b>	23.227	1'39.775	<b>274,1</b>	10:30'42.664
7	32.775	<b>14.936</b>	29.139	23.300	1'40.150	<b>274,1</b>	10:32'22.814
8	39.675	15.397	29.466	23.512	1'48.050	271,4	10:34'10.864
9	<b>32.685</b>	15.016	28.938	23.036	<b>1'39.675</b>	273,4	10:35'50.539

21° 46 M. CUDEVILLE (1'41.328)							
Lap	Seg.1	Seg.2	Seg.3	Seg.4	Lap Time	km/h	Local Time
1		16.162	29.946	24.801		256,5	10:24'34.388
2	34.069	15.637	29.561	23.996	1'43.263	260,9	10:26'17.651
3	33.597	15.679	29.120	23.920	1'42.316	261,5	10:27'59.967
4	33.760	<b>15.384</b>	28.975	23.857	1'41.976	<b>266,7</b>	10:29'41.943
5	33.398	15.447	<b>28.948</b>	23.780	1'41.573	262,8	10:31'23.516
6	33.323	15.460	29.030	23.867	1'41.680	261,5	10:33'05.196
7	<b>33.165</b>	15.482	29.027	23.654	<b>1'41.328</b>	262,8	10:34'46.524

17° 51 E. VIONNET (1'40.246)							
Lap	Seg.1	Seg.2	Seg.3	Seg.4	Lap Time	km/h	Local Time
1		15.892	29.604	23.785		268,7	10:23'38.575
2	33.384	15.291	29.126	23.427	1'41.228	271,4	10:25'19.803
3	32.742	15.287	<b>29.093</b>	23.162	1'40.284	269,3	10:27'00.087

22° 82 K. PESEK (1'41.408)							
Lap	Seg.1	Seg.2	Seg.3	Seg.4	Lap Time	km/h	Local Time
1		16.139	30.418	24.253		267,3	10:21'57.044
2	34.323	15.854	29.442	24.009	1'43.628	264,1	10:23'40.672
3	33.638	<b>15.404</b>	29.244	23.730	1'42.016	267,3	10:25'22.688
4	<b>33.256</b>	15.410	<b>29.050</b>	23.692	<b>1'41.408</b>	<b>269,3</b>	10:27'04.096
5	33.373	15.483	29.206	23.906	1'41.968	268,7	10:28'46.064
6	33.456	15.409	29.328	23.803	1'41.996	<b>269,3</b>	10:30'28.060
7	33.978	16.895	30.787	25.584	1'47.244	237,4	10:32'15.304
8	33.581	15.915	31.638	23.954	1'45.088	267,3	10:34'00.392
9	33.306	15.439	29.102	23.666	1'41.513	268,0	10:35'41.905

23° 31 V. SUCHET (1'41.589)							
Lap	Seg.1	Seg.2	Seg.3	Seg.4	Lap Time	km/h	Local Time
1		16.236	30.725	24.242		264,7	10:23'02.096

22/04/2018 P = Pits In/Out - C = Lap Time Cancelled

These data/results cannot be reproduced, stored and/or transmitted in whole or in part by any manner of electronic, mechanical, photocopying, recording, broadcasting or otherwise now known or herein after developed without the previous express consent by the copyright owner, except for reproduction in daily press and regular printed publications on sale to the public within 60 days of the event related to those data/results and always provided that copyright symbol appears together as follows below.

© DORNA WSBK ORGANIZATION Srl 2018

PIRELLI PERUGIA TIMING



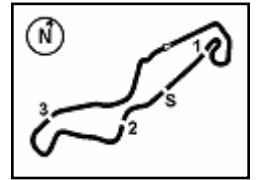
Official Tyre Supplier



Official Timekeeper



**6.4**  
**STK1000**  
**120/02**



TT Circuit Assen 4.542 m

3 / 3

## Dutch Round, 20-21-22 April 2018

### Superstock 1000 - Chronological Analysis Warm Up

2	35.128	15.586	30.121	23.964	1'44.799	264,7	10:24'46.895
3	34.254	15.784	29.709	23.680	1'43.427	256,5	10:26'30.322
4	33.604	15.355	29.379	23.736	1'42.074	267,3	10:28'12.396
5	33.596	15.448	29.481	23.786	1'42.311	265,4	10:29'54.707
6	33.772	15.562	29.604	23.599	1'42.537	<b>268,0</b>	10:31'37.244
7	33.749	15.345	<b>29.344</b>	23.724	1'42.162	267,3	10:33'19.406
8	<b>33.245</b>	<b>15.331</b>	29.378	23.635	<b>1'41.589</b>	267,3	10:35'00.995

22/04/2018 P = Pits In/Out - C = Lap Time Cancelled

These data/results cannot be reproduced, stored and/or transmitted in whole or in part by any manner of electronic, mechanical, photocopying, recording, broadcasting or otherwise now known or herein after developed without the previous express consent by the copyright owner, except for reproduction in daily press and regular printed publications on sale to the public within 60 days of the event related to those data/results and always provided that copyright symbol appears together as follows below.

© DORNA WSBK ORGANIZATION Srl 2018

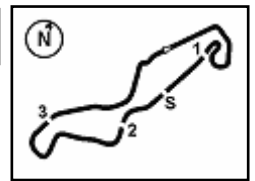
FKR PERUGIA TIMING



Official Tyre Supplier

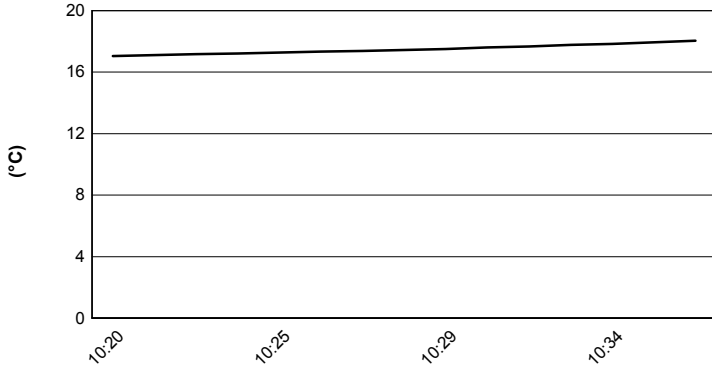


Official Timekeeper

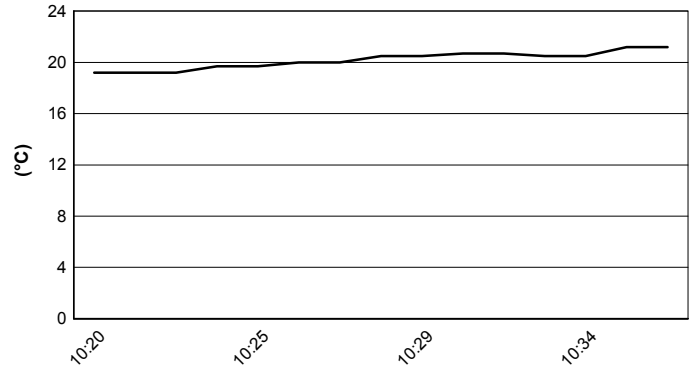


**Dutch Round, 20-21-22 April 2018**  
**Superstock 1000 - Weather Report Warm Up**  
 Session started 10:20 - Session ended 10:36


**Air Temperature**



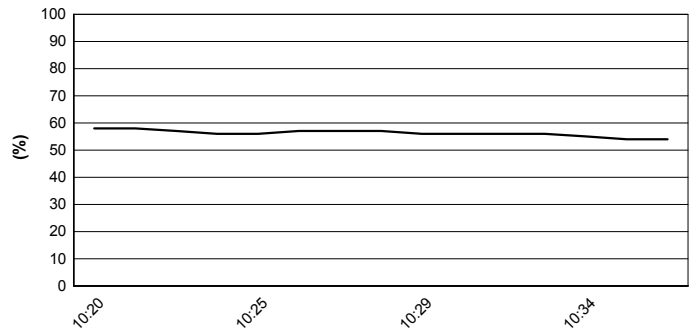
**Track Temperature**



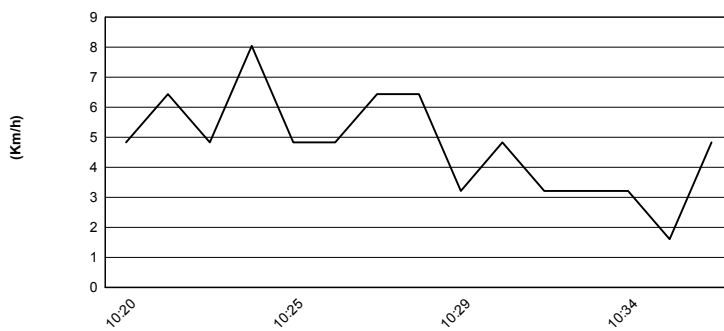
**Air Pressure**



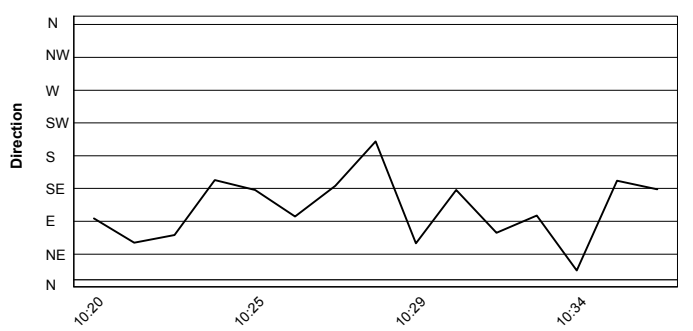
**Humidity**



**Wind Speed**



**Wind Direction**



22/04/2018

These data/results cannot be reproduced, stored and/or transmitted in whole or in part by any manner of electronic, mechanical, photocopying, recording, broadcasting or otherwise now known or herein after developed without the previous express consent by the copyright owner, except for reproduction in daily press and regular printed publications on sale to the public within 60 days of the event related to those data/results and always provided that copyright symbol appears together as follows below.

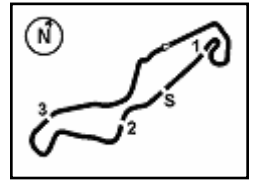
© DORNA WSBK ORGANIZATION Srl 2018







**6.6**  
**STK1000**  
 120/02



TT Circuit Assen 4.542 m

### Dutch Round, 20-21-22 April 2018

#### Superstock 1000 - Starting Grid

14 Laps x 4,542 km = 63,588 km

1	28 REITERBERGER M. BMW 1'36.456	2	TAMBURINI R. BMW 1'36.996	3	15 SANDI F. Ducati 1'36.997
2	7 SCHEIB M. Aprilia 1'37.202	5	45 BUEHN J. BMW 1'37.424	6	6 PUSCEDDU E. BMW 1'37.439
3	21 MARINO F. Yamaha 1'37.672	8	84 RUSSO R. Kawasaki 1'37.908	9	44 DE BOER D. Yamaha 1'38.029
4	70 VITALI L. Aprilia 1'38.199	11	52 DELBIANCO A. BMW 1'38.425	12	59 SCHACHT A. Ducati 1'38.561
5	23 SALVADORI L. BMW 1'38.564	14	34 PINSACH X. Kawasaki 1'38.778	15	51 VIONNET E. BMW 1'38.981
6	55 MARCHIONNI F. Yamaha 1'39.167	17	16 RUIU G. Kawasaki 1'39.179	18	4 BRINK R. Yamaha 1'39.665
7	89 ROGERS F. Kawasaki 1'40.074	20	31 SUCHET V. Kawasaki 1'40.214	21	77 ALBERTO T. Ducati 1'40.518
8	46 CUDEVILLE M. Kawasaki 1'40.619	23	82 PESEK K. Kawasaki 1'40.950		

N.10 (Yegin A.) will not take part in the race. Declared unfit after FP2

22/04/2018 Jury President .....

..... Race Director

