

Portimao 4.592 m

1 / 2

NOLAN Portuguese Round, 14 - 16 September 2018 World Superbike - Results Race 1

Laps 20 = 91,840 Km - Time of Race 34'22.331 - Avg. 160,316 km/h

Pos	Race	Grid	No. Rider	Nat	Team	Bike	Class	LL	Gap	Fastest Lap	Speed	Qualifying		Ranking		
												Time	Speed	R1	R2	Tot
1	2	1	J. REA	GBR	Kawasaki Racing Team WorldSBK	Kawasaki ZX-10RR		20		1'42.304	311,4	1'40.765	307,8	25	395	1
2	3	33	M. MELANDRI	ITA	Aruba.it Racing - Ducati	Ducati Panigale R		20	1.575	1'42.352	308,7	1'40.856	307,0	20	213	5
3	5	60	M. VAN DER MARK	NED	Pata Yamaha Official WorldSBK Team	Yamaha YZF R1		20	4.215	1'42.709	306,1	1'40.926	308,7	16	264	3
4	14	7	C. DAVIES	GBR	Aruba.it Racing - Ducati	Ducati Panigale R		20	10.760	1'42.749	305,2	1'42.045	307,8	13	291	2
5	6	66	T. SYKES	GBR	Kawasaki Racing Team WorldSBK	Kawasaki ZX-10RR		20	12.911	1'43.071	308,7	1'41.103	303,5	11	229	4
6	8	76	L. BAZ	FRA	GULF ALTHEA BMW Racing Team	BMW S 1000 RR		20	19.685	1'43.291	307,0	1'41.213	307,8	10	96	10
7	9	81	J. TORRES	ESP	MV Agusta Reparto Corse	MV Agusta 1000 F4		20	21.974	1'43.106	305,2	1'41.422	306,1	9	89	12
8	10	54	T. RAZGATLIOGLU	TUR	Kawasaki Puccetti Racing	Kawasaki ZX-10RR	IND	20	24.855	1'43.206	302,7	1'41.960	301,8	8	108	9
9	11	21	M. RINALDI	ITA	Aruba.it Racing - Junior Team	Ducati Panigale R	IND	20	30.302	1'43.335	302,7	1'42.047	302,7	7	66	14
10	12	22	A. LOWES	GBR	Pata Yamaha Official WorldSBK Team	Yamaha YZF R1		20	32.408	1'43.955	307,0	1'42.709	306,1	6	199	6
11	16	36	L. MERCADO	ARG	Orelac Racing VerdNatura	Kawasaki ZX-10RR	IND	20	32.875	1'43.484	302,7	1'42.812	304,4	5	58	15
12	17	68	Y. HERNANDEZ	COL	Team Pedercini Racing	Kawasaki ZX-10RR	IND	20	39.178	1'44.178	295,3	1'42.844	297,7	4	28	18
13	15	45	J. GAGNE	USA	Red Bull Honda World Superbike Team	Honda CBR1000RR		20	44.028	1'43.094	299,3	1'42.653	304,4	3	44	17
14	19	40	R. RAMOS	ESP	Team GoEleven Kawasaki	Kawasaki ZX-10RR	IND	20	56.896	1'44.634	298,5	1'43.586	296,1	2	55	16
-----Not Classified-----																
RET	18	99	P. JACOBSEN	USA	TripleM Honda World Superbike Team	Honda CBR1000RR	IND	16	4 Laps	1'43.999	296,9	1'43.018	299,3		21	19
RET	4	32	L. SAVADORI	ITA	Milwaukee Aprilia	Aprilia RSV4 RF		11	9 Laps	1'42.547	305,2	1'40.901	307,0		92	11
RET	20	96	J. SMRZ	CZE	Guandalini Racing	Yamaha YZF R1	IND	11	9 Laps	1'44.957	288,2	1'43.984	293,7			
RET	13	2	L. CAMIER	GBR	Red Bull Honda World Superbike Team	Honda CBR1000RR		10	10 Laps	1'43.280	306,1	1'42.019	307,8		88	13
RET	1	50	E. LAVERTY	IRL	Milwaukee Aprilia	Aprilia RSV4 RF		0				1'40.705	307,8		113	8
RET	7	12	X. FORES	ESP	Barni Racing Team	Ducati Panigale R	IND	0				1'41.202	307,0		164	7

AIR	Humidity:	45%	Temp:	29°C
TRACK	Condition:	Dry	Temp:	39°C

Records	Pole (SP2)	2018	E.Laverty	1'40.705	164,15 Km/h
	Race (RC2)	2013	T.Sykes	1'42.475	161,32 Km/h
	Circuit (SP2)	2018	E.Laverty	1'40.705	164,15 Km/h
Race Fastest Lap	(New Record)	Lap 3	J.Rea	1'42.304	161,59 Km/h

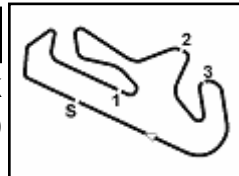
LAP LEADERS				
No. Rider	From	To	Laps	Total
1 J. REA	1	20	20	20

TOTAL LEADER LAPS				
No. Rider	Laps			
1 J. REA	186	50	E. LAVERTY	9
66 T. SYKES	50	21	M. RINALDI	2
60 M. VAN DER MARK	41	25	D. FALZON	1
7 C. DAVIES	40	32	L. SAVADORI	1
22 A. LOWES	34	99	P. JACOBSEN	1
12 X. FORES	17			
33 M. MELANDRI	9			

Start 13:00 End 13:36 The results are provisional until the end of the time limit for protests and appeals and the completion of the technical checks.

15/09/2018 13:00 13:36 These data/results cannot be reproduced, stored and/or transmitted in whole or in part by any manner of electronic, mechanical, photocopying, recording, broadcasting or otherwise now known or herein after developed without the previous express consent by the copyright owner, except for reproduction in daily press and regular printed publications on sale to the public within 60 days of the event related to those data/results and always provided that copyright symbol appears together as follows below.

© DORNA WSBK ORGANIZATION Srl 2018



NOLAN Portuguese Round, 14 - 16 September 2018 World Superbike - Results Race 1

Race Highlights

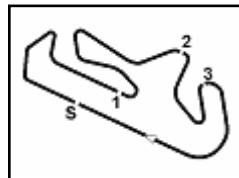
Time	No. Rider	Description
12.57.57		Warm-up Lap Start
13.00.57		Start
13.01.16	12 Fores	Crashed - Turn 3
13.01.16	50 Laverty	Crashed - Turn 3
13.02.29	12 Fores	Out
13.02.33	50 Laverty	Out
13.02.37		No Jump Start
13.07.56		New Lap Record
13.18.27	2 Camier	Entered Pits
13.20.08	32 Savadori	Crashed - Turn 1
13.20.41	96 Smrz	Crashed - Turn 1
13.21.26	96 Smrz	Out
13.21.39	32 Savadori	Out
13.27.57	2 Camier	Retired
13.29.02	99 Jacobsen	Entered Pits
13.33.29	99 Jacobsen	Retired
13.36.11		End Of Session

Start End The results are provisional until the end of the time limit for protests and appeals
15/09/2018 13:00 13:36 and the completion of the technical checks.

These data/results cannot be reproduced, stored and/or transmitted in whole or in part by any manner of electronic, mechanical, photocopying, recording, broadcasting or otherwise now known or herein after developed without the previous express consent by the copyright owner, except for reproduction in daily press and regular printed publications on sale to the public within 60 days of the event related to those data/results and always provided that copyright symbol appears together as follows below.

© DORNA WSBK ORGANIZATION Srl 2018





Portimao 4.592 m

1 / 4

NOLAN Portuguese Round, 14 - 16 September 2018
World Superbike - Lap Chart Race 1

Lap																				
	1	2	3	4	5	6	7	8	9	10	11	12	13	14	15	16	17	18	19	20
1	1	1	1	1	1	1	1	1	1	1	1	1	1	1	1	1	1	1	1	1
2	33	33	33	33	33	33	33	33	33	33	33	33	33	33	33	33	33	33	33	33
3	32	32	32	32	32	32	32	32	32	32	32	60	60	60	60	60	60	60	60	60
4	66	60	60	60	60	60	60	60	60	60	60	7	7	7	7	7	7	7	7	7
5	60	7	7	7	7	7	7	7	7	7	7	66	66	66	66	66	66	66	66	66
6	7	66	66	66	66	66	66	66	66	66	66	81	81	81	81	81	76	76	76	76
7	81	81	81	81	81	81	81	81	81	81	81	76	76	76	76	76	81	81	81	81
8	54	54	54	54	76	76	76	76	76	76	76	54	54	54	54	54	54	54	54	54
9	76	76	76	76	54	54	54	54	54	54	54	45	21	21	21	21	21	21	21	21
10	2	2	2	2	2	2	45	45	45	45	21	36	36	36	36	36	36	36	36	22
11	21	21	45	45	45	45	36	21	21	21	21	36	45	45	45	22	22	22	22	36
12	68	45	21	36	36	36	36	21	36	36	36	22	22	22	22	45	68	68	68	68
13	45	36	36	21	21	21	21	68	68	68	68	68	68	68	68	45	45	45	45	45
14	36	68	68	68	68	68	68	99	99	22	22	99	99	99	99	40	40	40	40	40
15	40	99	99	99	99	99	99	22	22	99	99	40	40	40	40	99				
16	99	40	22	22	22	22	22	2	2	40	40									
17	96	96	40	40	40	96	96	96	96	96	96									
18	22	22	96	96	96	40	40	40	40	2										

Final Result		
1	1 J. REA	Laps 20
2	33 M. MELANDRI	1.575
3	60 M. VAN DER MARK	4.215
4	7 C. DAVIES	10.760
5	66 T. SYKES	12.911
6	76 L. BAZ	19.685
7	81 J. TORRES	21.974
8	54 T. RAZGATLIOGLU	24.855
9	21 M. RINALDI	30.302
10	22 A. LOWES	32.408
11	36 L. MERCADO	32.875
12	68 Y. HERNANDEZ	39.178
13	45 J. GAGNE	44.028
14	40 R. RAMOS	56.896
RET	99 P. JACOBSEN	4 Laps
RET	32 L. SAVADORI	9 Laps
RET	96 J. SMRZ	9 Laps
RET	2 L. CAMIER	10 Laps
RET	12 X. FORES	
RET	50 E. LAVERTY	

15/09/2018

These data/results cannot be reproduced, stored and/or transmitted in whole or in part by any manner of electronic, mechanical, photocopying, recording, broadcasting or otherwise now known or herein after developed without the previous express consent by the copyright owner, except for reproduction in daily press and regular printed publications on sale to the public within 60 days of the event related to those data/results and always provided that copyright symbol appears together as follows below.

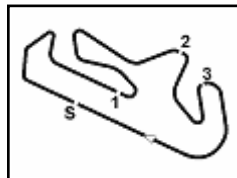
© DORNA WSBK ORGANIZATION Srl 2018

FIGR PERUGIA TIMING


Official Tyre Supplier



Official Timekeeper



Portimao 4.592 m

NOLAN Portuguese Round, 14 - 16 September 2018
World Superbike - Lap Chart Race 1

2 / 4

Lap 1

1	1	J.Rea	13:02'30.775
2	33	M.Melandri	0.199
3	32	L.Savadori	0.406
4	66	T.Sykes	1.253
5	60	M.van der Mark	1.343
6	7	C.Davies	2.085
7	81	J.Torres	2.340
8	54	T.Razgatioglu	2.650
9	76	L.Baz	2.853
10	2	L.Camier	3.900
11	21	M.Rinaldi	4.263
12	68	Y.Hernandez	4.394
13	45	J.Gagne	4.438
14	36	L.Mercado	4.647
15	40	R.Ramos	5.136
16	99	P.Jacobsen	5.189
17	96	J.Smrz	5.727
18	22	A.Lowes	6.061

14	68	Y.Hernandez	9.962
15	99	P.Jacobsen	10.515
16	22	A.Lowes	12.008
17	40	R.Ramos	14.328
18	96	J.Smrz	14.718

Lap 5

1	1	J.Rea	13:09'20.584
2	33	M.Melandri	0.917
3	32	L.Savadori	1.250
4	60	M.van der Mark	2.767
5	7	C.Davies	3.569
6	66	T.Sykes	4.828
7	81	J.Torres	5.582
8	76	L.Baz	6.567
9	54	T.Razgatioglu	6.937
10	2	L.Camier	7.845
11	45	J.Gagne	7.910
12	36	L.Mercado	10.292
13	21	M.Rinaldi	10.938
14	68	Y.Hernandez	11.648
15	99	P.Jacobsen	12.398
16	22	A.Lowes	13.707
17	40	R.Ramos	16.731
18	96	J.Smrz	17.152

Lap 6

1	1	J.Rea	13:11'03.330
2	33	M.Melandri	1.017
3	32	L.Savadori	1.283
4	60	M.van der Mark	3.223
5	7	C.Davies	3.947
6	66	T.Sykes	5.483
7	81	J.Torres	6.268
8	76	L.Baz	7.354
9	54	T.Razgatioglu	7.891
10	2	L.Camier	8.768
11	45	J.Gagne	9.033
12	36	L.Mercado	11.828
13	21	M.Rinaldi	11.993
14	68	Y.Hernandez	13.441
15	99	P.Jacobsen	14.205
16	22	A.Lowes	15.153
17	96	J.Smrz	20.110
18	40	R.Ramos	20.779

Lap 7

1	1	J.Rea	13:12'45.931
2	33	M.Melandri	1.562
3	32	L.Savadori	1.877
4	60	M.van der Mark	3.386
5	7	C.Davies	4.469
6	66	T.Sykes	6.279
7	81	J.Torres	7.322
8	76	L.Baz	8.117
9	54	T.Razgatioglu	8.882
10	2	L.Camier	9.949
11	45	J.Gagne	10.091
12	36	L.Mercado	13.269
13	21	M.Rinaldi	13.568
14	68	Y.Hernandez	15.519
15	99	P.Jacobsen	16.096
16	22	A.Lowes	17.794
17	96	J.Smrz	22.878
18	40	R.Ramos	23.134

Lap 8

1	1	J.Rea	13:14'28.813
2	33	M.Melandri	2.064
3	32	L.Savadori	2.221
4	60	M.van der Mark	3.606
5	7	C.Davies	4.886
6	66	T.Sykes	6.778
7	81	J.Torres	8.184

8	76	L.Baz	9.017
9	54	T.Razgatioglu	10.239
10	45	J.Gagne	11.780
11	36	L.Mercado	15.043
12	21	M.Rinaldi	15.092
13	68	Y.Hernandez	17.497
14	99	P.Jacobsen	18.374
15	22	A.Lowes	19.743
16	2	L.Camier	21.655
17	96	J.Smrz	25.584
18	40	R.Ramos	25.817

Lap 9

1	1	J.Rea	13:16'11.793
2	33	M.Melandri	2.177
3	32	L.Savadori	2.441
4	60	M.van der Mark	3.887
5	7	C.Davies	5.134
6	66	T.Sykes	7.320
7	81	J.Torres	9.196
8	76	L.Baz	9.983
9	54	T.Razgatioglu	11.377
10	45	J.Gagne	13.316
11	21	M.Rinaldi	15.886
12	36	L.Mercado	16.210
13	68	Y.Hernandez	19.471
14	99	P.Jacobsen	20.173
15	22	A.Lowes	20.881
16	2	L.Camier	23.277
17	96	J.Smrz	28.116
18	40	R.Ramos	28.272

Lap 10

1	1	J.Rea	13:17'54.700
2	33	M.Melandri	2.276
3	32	L.Savadori	2.734
4	60	M.van der Mark	4.026
5	7	C.Davies	5.552
6	66	T.Sykes	8.135
7	81	J.Torres	10.181
8	76	L.Baz	10.669
9	54	T.Razgatioglu	12.338
10	45	J.Gagne	15.280
11	21	M.Rinaldi	16.966
12	36	L.Mercado	17.267
13	68	Y.Hernandez	21.530
14	22	A.Lowes	22.353
15	99	P.Jacobsen	22.578
16	40	R.Ramos	31.007
17	96	J.Smrz	31.481
18	2	L.Camier	35.440

Lap 11

1	1	J.Rea	13:19'37.512
2	33	M.Melandri	2.219
3	32	L.Savadori	2.762
4	60	M.van der Mark	4.215
5	7	C.Davies	6.100
6	66	T.Sykes	8.828
7	81	J.Torres	11.256
8	76	L.Baz	11.722
9	54	T.Razgatioglu	13.583
10	45	J.Gagne	17.848
11	21	M.Rinaldi	18.088
12	36	L.Mercado	18.425
13	68	Y.Hernandez	23.628
14	22	A.Lowes	23.815
15	99	P.Jacobsen	24.616
16	40	R.Ramos	33.597
17	96	J.Smrz	34.401

Lap 12

1	1	J.Rea	13:21'20.325
2	33	M.Melandri	2.301

Lap 13

1	1	J.Rea	13:23'03.018
2	33	M.Melandri	2.997
3	60	M.van der Mark	4.908
4	7	C.Davies	7.594
5	66	T.Sykes	10.297
6	81	J.Torres	13.558
7	76	L.Baz	14.018
8	54	T.Razgatioglu	16.620
9	21	M.Rinaldi	21.486
10	36	L.Mercado	23.430
11	45	J.Gagne	24.166
12	22	A.Lowes	27.158
13	68	Y.Hernandez	27.937
14	99	P.Jacobsen	28.879
15	40	R.Ramos	38.461

Lap 14

1	1	J.Rea	13:24'46.057
2	33	M.Melandri	3.048
3	60	M.van der Mark	5.181
4	7	C.Davies	8.169
5	66	T.Sykes	11.211
6	81	J.Torres	15.065
7	76	L.Baz	15.384
8	54	T.Razgatioglu	18.094
9	21	M.Rinaldi	22.474
10	36	L.Mercado	25.026
11	45	J.Gagne	26.531
12	22	A.Lowes	28.401
13	68	Y.Hernandez	29.562
14	99	P.Jacobsen	34.378
15	40	R.Ramos	40.999

Lap 15

1	1	J.Rea	13:26'29.142
2	33	M.Melandri	3.336
3	60	M.van der Mark	5.416
4	7	C.Davies	8.904
5	66	T.Sykes	12.317
6	81	J.Torres	16.433
7	76	L.Baz	16.709
8	54	T.Razgatioglu	19.473
9	21	M.Rinaldi	23.827
10	36	L.Mercado	26.936
11	45	J.Gagne	29.185
12	22	A.Lowes	29.744
13	68	Y.Hernandez	31.488
14	99	P.Jacobsen	39.786
15	40	R.Ramos	43.450

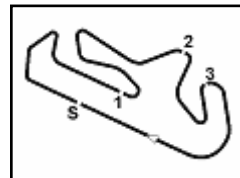
Lap 16

1	1	J.Rea	13:28'12.215
2	33	M.Melandri	3.805
3	60	M.van der Mark	5.728
4	7	C.Davies	9.723
5	66	T.Sykes	13.376
6	81	J.Torres	17.937
7	76	L.Baz	17.986
8	54	T.Razgatioglu	20.986

15/09/2018

These data/results cannot be reproduced, stored and/or transmitted in whole or in part by any manner of electronic, mechanical, photocopying, recording, broadcasting or otherwise now known or herein after developed without the previous express consent by the copyright owner, except for reproduction in daily press and regular printed publications on sale to the public within 60 days of the event related to those data/results and always provided that copyright symbol appears together as follows below.

© DORNA WSBK ORGANIZATION Srl 2018



Portimao 4.592 m

3 / 4

NOLAN Portuguese Round, 14 - 16 September 2018

World Superbike - Lap Chart Race 1

9	21	M.Rinaldi	25.529
10	36	L.Mercado	28.998
11	22	A.Lowes	32.066
12	45	J.Gagne	32.529
13	68	Y.Hernandez	33.542
14	40	R.Ramos	46.041
15	99	P.Jacobsen	53.660

Lap 17

1	1	J.Rea	13:29'55.204
2	33	M.Melandri	4.133
3	60	M.van der Mark	6.164
4	7	C.Davies	10.663
5	66	T.Sykes	14.252
6	76	L.Baz	19.430
7	81	J.Torres	20.076
8	54	T.Razgatlıoglu	22.759
9	21	M.Rinaldi	27.435
10	36	L.Mercado	31.320
11	22	A.Lowes	33.224
12	68	Y.Hernandez	36.043
13	45	J.Gagne	36.430
14	40	R.Ramos	48.339

Lap 18

1	1	J.Rea	13:31'38.681
2	33	M.Melandri	4.375
3	60	M.van der Mark	6.460
4	7	C.Davies	11.602
5	66	T.Sykes	15.695
6	76	L.Baz	20.669
7	81	J.Torres	21.904
8	54	T.Razgatlıoglu	24.451
9	21	M.Rinaldi	28.752
10	36	L.Mercado	33.023
11	22	A.Lowes	34.067
12	68	Y.Hernandez	38.304
13	45	J.Gagne	39.826
14	40	R.Ramos	52.427

Lap 19

1	1	J.Rea	13:33'22.545
2	33	M.Melandri	4.125
3	60	M.van der Mark	6.586
4	7	C.Davies	12.582
5	66	T.Sykes	16.030
6	76	L.Baz	21.814
7	81	J.Torres	23.348
8	54	T.Razgatlıoglu	25.920
9	21	M.Rinaldi	30.369
10	36	L.Mercado	34.429
11	22	A.Lowes	34.721
12	68	Y.Hernandez	40.189
13	45	J.Gagne	43.200
14	40	R.Ramos	54.436

Lap 20

1	1	J.Rea	13:35'09.434
2	33	M.Melandri	1.575
3	60	M.van der Mark	4.215
4	7	C.Davies	10.760
5	66	T.Sykes	12.911
6	76	L.Baz	19.685
7	81	J.Torres	21.974
8	54	T.Razgatlıoglu	24.855
9	21	M.Rinaldi	30.302
10	22	A.Lowes	32.408
11	36	L.Mercado	32.875
12	68	Y.Hernandez	39.178
13	45	J.Gagne	44.028
14	40	R.Ramos	56.896

15/09/2018

These data/results cannot be reproduced, stored and/or transmitted in whole or in part by any manner of electronic, mechanical, photocopying, recording, broadcasting or otherwise now known or herein after developed without the previous express consent by the copyright owner, except for reproduction in daily press and regular printed publications on sale to the public within 60 days of the event related to those data/results and always provided that copyright symbol appears together as follows below.

© DORNA WSBK ORGANIZATION Srl 2018

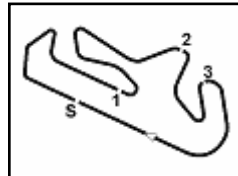
FICR PERUGIA TIMING



Official Tyre Supplier



Official Timekeeper



Portimao 4.592 m

4 / 4

NOLAN Portuguese Round, 14 - 16 September 2018
World Superbike - Lap Chart Race 1
Race Pace Comparison

	1 Rea	33 Mel	60 vdM	7 Dav	66 Syk	76 Baz	81 Tor	54 Raz	21 Rin	22 Low	36 Mer	68 Her	45 Gag	40 Ram
1	1'43.672	1'43.871	1'45.015	1'45.757	1'44.925	1'46.525	1'46.012	1'46.322	1'47.935	1'49.733	1'48.319	1'48.066	1'48.110	1'48.808
2	1'42.564	1'42.739	1'42.709	1'42.828	1'43.717	1'43.291	1'43.106	1'43.343	1'43.335	1'44.795	1'43.915	1'44.379	1'43.261	1'44.634
3	1'42.304	1'42.352	1'42.865	1'42.749	1'43.260	1'43.296	1'43.215	1'43.206	1'44.241	1'44.480	1'43.484	1'44.178	1'43.094	1'45.815
4	1'42.415	1'42.553	1'42.817	1'42.899	1'43.071	1'43.591	1'43.325	1'43.782	1'44.883	1'43.955	1'44.023	1'44.294	1'43.446	1'46.026
5	1'42.526	1'42.883	1'42.842	1'42.817	1'43.336	1'43.345	1'43.405	1'43.765	1'44.025	1'44.225	1'44.032	1'44.212	1'43.480	1'44.929
6	1'42.746	1'42.846	1'43.202	1'43.124	1'43.401	1'43.533	1'43.432	1'43.700	1'43.801	1'44.192	1'44.282	1'44.539	1'43.869	1'46.794
7	1'42.601	1'43.146	1'42.764	1'43.123	1'43.397	1'43.364	1'43.655	1'43.592	1'44.176	1'45.242	1'44.042	1'44.679	1'43.659	1'44.956
8	1'42.882	1'43.384	1'43.102	1'43.299	1'43.381	1'43.782	1'43.744	1'44.239	1'44.406	1'44.831	1'44.656	1'44.860	1'44.571	1'45.565
9	1'42.980	1'43.093	1'43.261	1'43.228	1'43.522	1'43.946	1'43.992	1'44.118	1'43.774	1'44.118	1'44.147	1'44.954	1'44.516	1'45.435
10	1'42.907	1'43.006	1'43.046	1'43.325	1'43.722	1'43.593	1'43.892	1'43.868	1'43.987	1'44.379	1'43.964	1'44.966	1'44.871	1'45.642
11	1'42.812	1'42.755	1'43.001	1'43.360	1'43.505	1'43.865	1'43.887	1'44.057	1'43.934	1'44.274	1'43.970	1'44.910	1'45.380	1'45.402
12	1'42.813	1'42.895	1'43.129	1'43.657	1'43.456	1'43.891	1'43.899	1'44.083	1'45.331	1'44.489	1'45.220	1'45.154	1'45.550	1'45.186
13	1'42.693	1'43.389	1'43.070	1'43.343	1'43.519	1'43.911	1'43.909	1'44.460	1'43.573	1'44.360	1'45.291	1'44.661	1'46.274	1'45.184
14	1'43.039	1'43.090	1'43.312	1'43.614	1'43.953	1'44.405	1'44.546	1'44.513	1'44.027	1'44.282	1'44.635	1'44.664	1'45.404	1'45.577
15	1'43.085	1'43.373	1'43.320	1'43.820	1'44.191	1'44.410	1'44.453	1'44.464	1'44.438	1'44.428	1'44.995	1'45.011	1'45.739	1'45.536
16	1'43.073	1'43.542	1'43.385	1'43.892	1'44.132	1'44.350	1'44.577	1'44.586	1'44.775	1'45.395	1'45.135	1'45.127	1'46.417	1'45.664
17	1'42.989	1'43.317	1'43.425	1'43.929	1'43.865	1'44.433	1'45.128	1'44.762	1'44.895	1'44.147	1'45.311	1'45.490	1'46.890	1'45.287
18	1'43.477	1'43.719	1'43.773	1'44.416	1'44.920	1'44.716	1'45.305	1'45.169	1'44.794	1'44.320	1'45.180	1'45.738	1'46.873	1'47.565
19	1'43.864	1'43.614	1'43.990	1'44.844	1'44.199	1'45.009	1'45.308	1'45.333	1'45.481	1'44.518	1'45.270	1'45.749	1'47.238	1'45.873
20	1'46.889	1'44.339	1'44.518	1'45.067	1'43.770	1'44.760	1'45.515	1'45.824	1'46.822	1'44.576	1'45.335	1'45.878	1'47.717	1'49.349

	99 Jac	32 Sav	96 Smr	2 Cam
1	1'48.861	1'44.078	1'49.399	1'47.572
2	1'43.999	1'42.640	1'44.957	1'43.375
3	1'44.247	1'42.608	1'45.540	1'43.280
4	1'44.363	1'42.547	1'45.777	1'43.606
5	1'44.409	1'42.858	1'44.960	1'43.493
6	1'44.553	1'42.779	1'45.704	1'43.669
7	1'44.492	1'43.195	1'45.369	1'43.782
8	1'45.160	1'43.226	1'45.588	1'54.588
9	1'44.779	1'43.200	1'45.512	1'44.602
10	1'45.312	1'43.200	1'46.272	1'55.070
11	1'44.850	1'42.840	1'45.732	
12	1'45.003			
13	1'44.766			
14	1'48.538			
15	1'48.493			
16	1'56.947			

15/09/2018

These data/results cannot be reproduced, stored and/or transmitted in whole or in part by any manner of electronic, mechanical, photocopying, recording, broadcasting or otherwise now known or herein after developed without the previous express consent by the copyright owner, except for reproduction in daily press and regular printed publications on sale to the public within 60 days of the event related to those data/results and always provided that copyright symbol appears together as follows below.

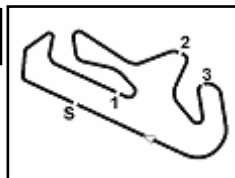
© DORNA WSBK ORGANIZATION Srl 2018

PIRELLI PERIGIA TIMING


Official Tyre Supplier



Official Timekeeper



NOLAN Portuguese Round, 14 - 16 September 2018 World Superbike - Best Sectors & Speed Race 1

RESULTS

1	1 J. REA	Kawasaki ZX-10RR	Laps 20
2	33 M. MELANDRI	Ducati Panigale R	1.575
3	60 M. VAN DER MARK	Yamaha YZF R1	4.215
4	7 C. DAVIES	Ducati Panigale R	10.760
5	66 T. SYKES	Kawasaki ZX-10RR	12.911
6	76 L. BAZ	BMW S 1000 RR	19.685
7	81 J. TORRES	MV Agusta 1000 F4	21.974
8	54 T. RAZGATLIOGLU	Kawasaki ZX-10RR	24.855
9	21 M. RINALDI	Ducati Panigale R	30.302
10	22 A. LOWES	Yamaha YZF R1	32.408
11	36 L. MERCADO	Kawasaki ZX-10RR	32.875
12	68 Y. HERNANDEZ	Kawasaki ZX-10RR	39.178
13	45 J. GAGNE	Honda CBR1000RR	44.028
14	40 R. RAMOS	Kawasaki ZX-10RR	56.896
RET	99 P. JACOBSEN	Honda CBR1000RR	4 Laps
RET	32 L. SAVADORI	Aprilia RSV4 RF	9 Laps
RET	96 J. SMRZ	Yamaha YZF R1	9 Laps
RET	2 L. CAMIER	Honda CBR1000RR	10 Laps
RET	12 X. FORES	Ducati Panigale R	
RET	50 E. LAVERTY	Aprilia RSV4 RF	

SPEED

1	1 J. REA	Kawasaki ZX-10RR	311,4
2	66 T. SYKES	Kawasaki ZX-10RR	308,7
3	33 M. MELANDRI	Ducati Panigale R	308,7
4	76 L. BAZ	BMW S 1000 RR	307,0
5	22 A. LOWES	Yamaha YZF R1	307,0
6	2 L. CAMIER	Honda CBR1000RR	306,1
7	60 M. VAN DER MARK	Yamaha YZF R1	306,1
8	81 J. TORRES	MV Agusta 1000 F4	305,2
9	7 C. DAVIES	Ducati Panigale R	305,2
10	32 L. SAVADORI	Aprilia RSV4 RF	305,2
11	21 M. RINALDI	Ducati Panigale R	302,7
12	36 L. MERCADO	Kawasaki ZX-10RR	302,7
13	54 T. RAZGATLIOGLU	Kawasaki ZX-10RR	302,7
14	45 J. GAGNE	Honda CBR1000RR	299,3
15	40 R. RAMOS	Kawasaki ZX-10RR	298,5
16	99 P. JACOBSEN	Honda CBR1000RR	296,9
17	68 Y. HERNANDEZ	Kawasaki ZX-10RR	295,3
18	96 J. SMRZ	Yamaha YZF R1	288,2

SEG. 1

1	7 C. DAVIES	32.185
2	33 M. MELANDRI	32.258
3	1 J. REA	32.274
4	32 L. SAVADORI	32.323
5	60 M. VAN DER MARK	32.414
6	81 J. TORRES	32.503
7	76 L. BAZ	32.549
8	21 M. RINALDI	32.555
9	66 T. SYKES	32.562
10	2 L. CAMIER	32.648
11	22 A. LOWES	32.662
12	45 J. GAGNE	32.684
13	54 T. RAZGATLIOGLU	32.691
14	36 L. MERCADO	32.767
15	99 P. JACOBSEN	32.851
16	68 Y. HERNANDEZ	32.865
17	40 R. RAMOS	32.927
18	96 J. SMRZ	33.213

SEG. 2

1	1 J. REA	30.503
2	32 L. SAVADORI	30.517
3	33 M. MELANDRI	30.539
4	60 M. VAN DER MARK	30.559
5	7 C. DAVIES	30.611
6	81 J. TORRES	30.616
7	76 L. BAZ	30.667
8	66 T. SYKES	30.679
9	45 J. GAGNE	30.710
10	2 L. CAMIER	30.714
11	54 T. RAZGATLIOGLU	30.725
12	36 L. MERCADO	30.831
13	21 M. RINALDI	30.879
14	68 Y. HERNANDEZ	30.936
15	22 A. LOWES	30.950
16	99 P. JACOBSEN	31.138
17	40 R. RAMOS	31.278
18	96 J. SMRZ	31.339

SEG. 3

1	33 M. MELANDRI	20.241
2	32 L. SAVADORI	20.272
3	60 M. VAN DER MARK	20.325
4	7 C. DAVIES	20.351
5	1 J. REA	20.357
6	36 L. MERCADO	20.374
7	81 J. TORRES	20.408
8	66 T. SYKES	20.431
9	54 T. RAZGATLIOGLU	20.446
10	45 J. GAGNE	20.500
11	68 Y. HERNANDEZ	20.539
12	76 L. BAZ	20.550
13	21 M. RINALDI	20.569
14	2 L. CAMIER	20.601
15	40 R. RAMOS	20.647
16	99 P. JACOBSEN	20.654
17	22 A. LOWES	20.736
18	96 J. SMRZ	20.804

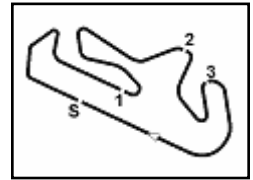
SEG. 4

1	32 L. SAVADORI	18.937
2	60 M. VAN DER MARK	19.019
3	76 L. BAZ	19.097
4	45 J. GAGNE	19.102
5	66 T. SYKES	19.137
6	1 J. REA	19.140
7	54 T. RAZGATLIOGLU	19.184
8	99 P. JACOBSEN	19.187
9	33 M. MELANDRI	19.196
10	21 M. RINALDI	19.217
11	36 L. MERCADO	19.220
12	81 J. TORRES	19.220
13	68 Y. HERNANDEZ	19.239
14	7 C. DAVIES	19.264
15	2 L. CAMIER	19.290
16	22 A. LOWES	19.324
17	96 J. SMRZ	19.336
18	40 R. RAMOS	19.469

15/09/2018

These data/results cannot be reproduced, stored and/or transmitted in whole or in part by any manner of electronic, mechanical, photocopying, recording, broadcasting or otherwise now known or herein after developed without the previous express consent by the copyright owner, except for reproduction in daily press and regular printed publications on sale to the public within 60 days of the event related to those data/results and always provided that copyright symbol appears together as follows below.

© DORNA WSBK ORGANIZATION Srl 2018



NOLAN Portuguese Round, 14 - 16 September 2018 World Superbike - Chronological Analysis Race 1

Portimao 4.592 m

Start at 13:00'47.103

1 / 3

1° 1 J. REA (1'42.304)							
Lap	Seg.1	Seg.2	Seg.3	Seg.4	Lap Time	km/h	Local Time
1		30.529	20.373	19.223	1'43.672		13:02'30.775
2	32.316	30.525	20.523	19.200	1'42.564	306,1	13:04'13.339
3	32.274	30.513	20.377	19.140	1'42.304	307,0	13:05'55.643
4	32.276	30.557	20.364	19.218	1'42.415	305,2	13:07'38.058
5	32.279	30.583	20.357	19.307	1'42.526	305,2	13:09'20.584
6	32.327	30.738	20.417	19.264	1'42.746	305,2	13:11'03.330
7	32.299	30.503	20.517	19.282	1'42.601	305,2	13:12'45.931
8	32.355	30.655	20.449	19.423	1'42.882	305,2	13:14'28.813
9	32.315	30.876	20.476	19.313	1'42.980	306,1	13:16'11.793
10	32.383	30.806	20.462	19.256	1'42.907	305,2	13:17'54.700
11	32.293	30.804	20.395	19.320	1'42.812	307,8	13:19'37.512
12	32.384	30.665	20.474	19.290	1'42.813	310,5	13:21'20.325
13	32.333	30.623	20.376	19.361	1'42.693	307,8	13:23'03.018
14	32.500	30.680	20.642	19.217	1'43.039	307,0	13:24'46.057
15	32.468	30.726	20.496	19.395	1'43.085	305,2	13:26'29.142
16	32.472	30.738	20.508	19.355	1'43.073	308,7	13:28'12.215
17	32.465	30.773	20.484	19.267	1'42.989	311,4	13:29'55.204
18	32.686	30.825	20.517	19.449	1'43.477	311,4	13:31'38.681
19	32.505	31.077	20.580	19.702	1'43.864	307,0	13:33'22.545
20	32.700	31.442	21.117	21.630	1'46.889	303,5	13:35'09.434
Race Time 34'22.331							

4° 7 C. DAVIES (1'42.749)							
Lap	Seg.1	Seg.2	Seg.3	Seg.4	Lap Time	km/h	Local Time
1		30.732	20.351	19.346	1'45.757		13:02'32.860
2	32.326	30.724	20.514	19.264	1'42.828	292,9	13:04'15.688
3	32.383	30.611	20.437	19.318	1'42.749	299,3	13:05'58.437
4	32.185	30.857	20.476	19.381	1'42.899	299,3	13:07'41.336
5	32.276	30.674	20.461	19.406	1'42.817	302,7	13:09'24.153
6	32.306	30.904	20.471	19.443	1'43.124	298,5	13:11'07.277
7	32.312	30.742	20.625	19.444	1'43.123	300,2	13:12'50.400
8	32.480	30.826	20.520	19.473	1'43.299	299,3	13:14'33.699
9	32.467	30.738	20.558	19.465	1'43.228	302,7	13:16'16.927
10	32.421	30.875	20.646	19.383	1'43.325	299,3	13:18'00.252
11	32.355	30.865	20.492	19.648	1'43.360	300,2	13:19'43.612
12	32.521	30.975	20.651	19.510	1'43.657	301,0	13:21'27.269
13	32.402	30.820	20.601	19.520	1'43.343	304,4	13:23'10.612
14	32.451	31.098	20.623	19.442	1'43.614	302,7	13:24'54.226
15	32.611	30.995	20.617	19.597	1'43.820	300,2	13:26'38.046
16	32.466	31.126	20.667	19.633	1'43.892	304,4	13:28'21.938
17	32.665	30.956	20.745	19.563	1'43.929	304,4	13:30'05.867
18	32.774	31.227	20.700	19.715	1'44.416	305,2	13:31'50.283
19	32.827	31.343	20.842	19.832	1'44.844	302,7	13:33'35.127
20	32.872	31.395	20.978	19.822	1'45.067	304,4	13:35'20.194
Race Time 34'33.091							

2° 33 M. MELANDRI (1'42.352)							
Lap	Seg.1	Seg.2	Seg.3	Seg.4	Lap Time	km/h	Local Time
1		30.539	20.241	19.201	1'43.871		13:02'30.974
2	32.329	30.576	20.609	19.225	1'42.739	289,7	13:04'13.713
3	32.307	30.593	20.256	19.196	1'42.352	296,9	13:05'56.065
4	32.294	30.586	20.385	19.288	1'42.553	296,1	13:07'38.618
5	32.393	30.725	20.457	19.308	1'42.883	305,2	13:09'21.501
6	32.496	30.596	20.460	19.294	1'42.846	302,7	13:11'04.347
7	32.521	30.795	20.527	19.303	1'43.146	298,5	13:12'47.493
8	32.548	30.891	20.605	19.340	1'43.384	301,0	13:14'30.877
9	32.446	30.860	20.490	19.297	1'43.093	296,9	13:16'13.970
10	32.344	30.885	20.439	19.338	1'43.006	304,4	13:17'56.976
11	32.258	30.771	20.376	19.350	1'42.755	308,7	13:19'39.731
12	32.483	30.671	20.436	19.305	1'42.895	301,8	13:21'22.626
13	32.406	31.139	20.449	19.395	1'43.389	303,5	13:23'06.015
14	32.415	30.905	20.425	19.345	1'43.090	304,4	13:24'49.105
15	32.562	30.940	20.523	19.348	1'43.373	307,8	13:26'32.478
16	32.623	30.865	20.579	19.475	1'43.542	304,4	13:28'16.020
17	32.534	30.879	20.460	19.444	1'43.317	301,8	13:29'59.337
18	32.707	30.941	20.583	19.488	1'43.719	298,5	13:31'43.056
19	32.535	31.096	20.480	19.503	1'43.614	302,7	13:33'26.670
20	32.806	31.196	20.717	19.620	1'44.339	296,1	13:35'11.009
Race Time 34'23.906							

5° 66 T. SYKES (1'43.071)							
Lap	Seg.1	Seg.2	Seg.3	Seg.4	Lap Time	km/h	Local Time
1		30.715	20.431	19.137	1'44.925		13:02'32.028
2	32.996	30.713	20.856	19.152	1'43.717	293,7	13:04'15.745
3	32.739	30.799	20.471	19.251	1'43.260	280,0	13:05'59.005
4	32.612	30.679	20.540	19.240	1'43.071	292,9	13:07'42.076
5	32.703	30.742	20.582	19.309	1'43.336	301,0	13:09'25.412
6	32.584	30.844	20.622	19.351	1'43.401	308,7	13:11'08.813
7	32.690	30.789	20.607	19.311	1'43.397	299,3	13:12'52.210
8	32.690	30.801	20.549	19.341	1'43.381	300,2	13:14'35.591
9	32.676	30.854	20.612	19.380	1'43.522	300,2	13:16'19.113
10	32.704	30.861	20.781	19.376	1'43.722	301,8	13:18'02.835
11	32.562	30.878	20.660	19.405	1'43.505	305,2	13:19'46.340
12	32.583	30.952	20.615	19.306	1'43.456	306,1	13:21'29.796
13	32.589	30.802	20.713	19.415	1'43.519	306,1	13:23'13.315
14	32.896	30.886	20.639	19.532	1'43.953	307,0	13:24'57.268
15	32.843	30.994	20.820	19.534	1'44.191	298,5	13:26'41.459
16	32.808	30.983	20.708	19.633	1'44.132	302,7	13:28'25.591
17	32.773	30.969	20.631	19.492	1'43.865	305,2	13:30'09.456
18	33.628	30.994	20.688	19.610	1'44.920	308,7	13:31'54.376
19	32.751	31.054	20.829	19.565	1'44.199	304,4	13:33'38.575
20	32.714	30.863	20.695	19.498	1'43.770	300,2	13:35'22.345
Race Time 34'35.242							

3° 60 M. VAN DER MARK (1'42.709)							
Lap	Seg.1	Seg.2	Seg.3	Seg.4	Lap Time	km/h	Local Time
1		30.723	20.439	19.019	1'45.015		13:02'32.118
2	32.574	30.559	20.527	19.049	1'42.709	297,7	13:04'14.827
3	32.654	30.629	20.432	19.150	1'42.865	302,7	13:05'57.692
4	32.580	30.635	20.432	19.170	1'42.817	303,5	13:07'40.509
5	32.624	30.571	20.433	19.214	1'42.842	305,2	13:09'23.351
6	32.811	30.815	20.420	19.156	1'43.202	300,2	13:11'06.553
7	32.430	30.706	20.483	19.145	1'42.764	298,5	13:12'49.317
8	32.506	30.859	20.456	19.281	1'43.102	303,5	13:14'32.419
9	32.706	30.630	20.748	19.177	1'43.261	301,0	13:16'15.680
10	32.528	30.893	20.325	19.300	1'43.046	301,8	13:17'58.726
11	32.598	30.754	20.457	19.192	1'43.001	301,8	13:19'41.727
12	32.687	30.733	20.517	19.192	1'43.129	304,4	13:21'24.856
13	32.414	30.905	20.485	19.266	1'43.070	306,1	13:23'07.926
14	32.682	30.864	20.522	19.244	1'43.312	306,1	13:24'51.238
15	32.700	30.832	20.482	19.306	1'43.320	304,4	13:26'34.558
16	32.576	30.876	20.613	19.320	1'43.385	304,4	13:28'17.943

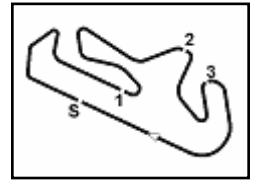
6° 76 L. BAZ (1'43.291)							
Lap	Seg.1	Seg.2	Seg.3	Seg.4	Lap Time	km/h	Local Time
1		30.955	20.557	19.097	1'46.525		13:02'33.628
2	32.866	30.667	20.619	19.139	1'43.291	295,3	13:04'16.919
3	32.922	30.670	20.550	19.154	1'43.296	307,0	13:06'00.215
4	32.828	30.862	20.653	19.248	1'43.591	292,9	13:07'43.806
5	32.697	30.828	20.577	19.243	1'43.345	304,4	13:09'27.151
6	32.873	30.845	20.569	19.246	1'43.533	301,0	13:11'10.684
7	32.549	30.899	20.642	19.274	1'43.364	301,0	13:12'54.048
8	32.768	31.058	20.608	19.348	1'43.782	302,7	13:14'37.830
9	32.942	30.940	20.839	19.225	1'43.946	296,9	13:16'21.776
10	32.815	30.893	20.680	19.205	1'43.593	300,2	13:18'05.369
11	32.848	30.997	20.709	19.311	1'43.865	301,8	13:19'49.234

15/09/2018

P = Pits In/Out - C = Lap Time Cancelled

These data/results cannot be reproduced, stored and/or transmitted in whole or in part by any manner of electronic, mechanical, photocopying, recording, broadcasting or otherwise now known or herein after developed without the previous express consent by the copyright owner, except for reproduction in daily press and regular printed publications on sale to the public within 60 days of the event related to those data/results and always provided that copyright symbol appears together as follows below.

© DORNA WSBK ORGANIZATION Srl 2018



NOLAN Portuguese Round, 14 - 16 September 2018 World Superbike - Chronological Analysis Race 1

Portimao 4.592 m

Start at 13:00'47.103

2 / 3

12	32.922	31.012	20.748	19.209	1'43.891	300,2	13:21'33.125	7	32.934	31.145	20.705	19.392	1'44.176	280,0	13:12'59.499
13	32.838	31.114	20.606	19.353	1'43.911	298,5	13:23'17.036	8	33.044	31.031	20.879	19.452	1'44.406	292,1	13:14'43.905
14	33.066	31.203	20.828	19.308	1'44.405	301,0	13:25'01.441	9	32.797	30.902	20.695	19.380	1'43.774	301,0	13:16'27.679
15	33.088	31.068	20.902	19.352	1'44.410	301,0	13:26'45.851	10	32.845	31.104	20.654	19.384	1'43.987	294,5	13:18'11.666
16	33.061	31.206	20.697	19.386	1'44.350	294,5	13:28'30.201	11	32.930	30.987	20.626	19.391	1'43.934	291,3	13:19'55.600
17	33.073	31.190	20.840	19.330	1'44.433	304,4	13:30'14.634	12	33.339	31.524	21.085	19.383	1'45.331	285,9	13:21'40.931
18	32.971	31.138	21.089	19.518	1'44.716	305,2	13:31'59.350	13	32.683	30.879	20.571	19.440	1'43.573	302,7	13:23'24.504
19	33.246	31.387	20.871	19.505	1'45.009	303,5	13:33'44.359	14	32.767	31.093	20.668	19.499	1'44.027	297,7	13:25'08.531
20	33.058	31.258	20.969	19.475	1'44.760	301,8	13:35'29.119	15	32.916	31.123	20.796	19.603	1'44.438	297,7	13:26'52.969

Race Time 34'42.016

7° 81 J. TORRES (1'43.106)

Lap	Seg.1	Seg.2	Seg.3	Seg.4	Lap Time	km/h	Local Time
1		30.892	20.408	19.382	1'46.012		13:02'33.115
2	32.596	30.640	20.650	19.220	1'43.106	290,5	13:04'16.221
3	32.503	30.783	20.511	19.418	1'43.215	293,7	13:05'59.436
4	32.623	30.616	20.627	19.459	1'43.325	288,2	13:07'42.761
5	32.617	30.813	20.574	19.401	1'43.405	299,3	13:09'26.166
6	32.521	30.835	20.668	19.408	1'43.432	301,8	13:11'09.598
7	32.641	30.881	20.711	19.422	1'43.655	296,9	13:12'53.253
8	32.757	30.951	20.547	19.489	1'43.744	296,1	13:14'36.997
9	32.659	31.217	20.623	19.493	1'43.992	296,9	13:16'20.989
10	32.796	31.028	20.536	19.532	1'43.892	301,0	13:18'04.881
11	32.816	30.901	20.628	19.542	1'43.887	296,1	13:19'48.768
12	32.780	30.947	20.679	19.493	1'43.899	296,1	13:21'32.667
13	32.703	30.902	20.628	19.676	1'43.909	300,2	13:23'16.576
14	33.062	31.155	20.636	19.693	1'44.546	301,8	13:25'01.122
15	32.900	31.007	20.747	19.799	1'44.453	299,3	13:26'45.575
16	32.959	31.091	20.769	19.758	1'44.577	303,5	13:28'30.152
17	33.297	31.268	20.799	19.764	1'45.128	301,0	13:30'15.280
18	33.252	31.347	20.863	19.843	1'45.305	305,2	13:32'00.585
19	33.295	31.302	20.822	19.889	1'45.308	300,2	13:33'45.893
20	33.312	31.265	20.959	19.979	1'45.515	291,3	13:35'31.404

Race Time 34'44.305

8° 54 T. RAZGATLIOGLU (1'43.206)

Lap	Seg.1	Seg.2	Seg.3	Seg.4	Lap Time	km/h	Local Time
1		30.896	20.446	19.218	1'46.322		13:02'33.425
2	32.804	30.725	20.630	19.184	1'43.343	292,9	13:04'16.768
3	32.716	30.745	20.520	19.225	1'43.206	301,8	13:05'59.974
4	32.713	31.020	20.682	19.367	1'43.782	296,9	13:07'43.756
5	32.909	30.904	20.661	19.291	1'43.765	297,7	13:09'27.521
6	32.783	30.893	20.653	19.371	1'43.700	295,3	13:11'11.221
7	32.691	30.862	20.589	19.450	1'43.592	296,1	13:12'54.813
8	32.985	30.960	20.825	19.469	1'44.239	296,9	13:14'39.052
9	32.892	31.076	20.710	19.440	1'44.118	296,1	13:16'23.170
10	32.823	30.978	20.682	19.385	1'43.868	302,7	13:18'07.038
11	32.915	31.042	20.668	19.432	1'44.057	298,5	13:19'51.095
12	32.969	30.994	20.699	19.421	1'44.083	299,3	13:21'35.178
13	33.125	31.107	20.680	19.548	1'44.460	297,7	13:23'19.638
14	33.106	31.011	20.793	19.603	1'44.513	301,0	13:25'04.151
15	33.041	31.153	20.696	19.574	1'44.464	301,0	13:26'48.615
16	33.156	31.089	20.732	19.609	1'44.586	300,2	13:28'33.201
17	33.183	31.137	20.789	19.653	1'44.762	302,7	13:30'17.963
18	33.208	31.408	20.820	19.733	1'45.169	296,1	13:32'03.132
19	33.340	31.293	20.847	19.853	1'45.333	295,3	13:33'48.465
20	33.494	31.449	21.037	19.844	1'45.824	297,7	13:35'34.289

Race Time 34'47.186

9° 21 M. RINALDI (1'43.335)

Lap	Seg.1	Seg.2	Seg.3	Seg.4	Lap Time	km/h	Local Time
1		31.285	21.007	19.362	1'47.935		13:02'35.038
2	32.555	30.905	20.658	19.217	1'43.335	299,3	13:04'18.373
3	33.354	30.942	20.569	19.376	1'44.241	302,7	13:06'02.614
4	33.654	31.058	20.789	19.382	1'44.883	293,7	13:07'47.497
5	32.919	31.043	20.740	19.323	1'44.025	292,9	13:09'31.522
6	32.883	30.948	20.635	19.335	1'43.801	287,4	13:11'15.323

Race Time 34'55.206

10° 22 A. LOWES (1'43.955)

Lap	Seg.1	Seg.2	Seg.3	Seg.4	Lap Time	km/h	Local Time
1		31.741	21.000	19.399	1'49.733		13:02'36.836
2	33.062	31.462	20.947	19.324	1'44.795	279,3	13:04'21.631
3	32.789	31.350	20.862	19.479	1'44.480	292,9	13:06'06.111
4	32.825	30.950	20.736	19.444	1'43.955	302,7	13:07'50.066
5	32.746	31.084	20.848	19.547	1'44.225	302,7	13:09'34.291
6	32.753	31.169	20.811	19.459	1'44.192	304,4	13:11'18.483
7	33.366	31.372	20.923	19.581	1'45.242	292,9	13:13'03.725
8	33.195	31.127	20.894	19.615	1'44.831	291,3	13:14'48.556
9	32.985	31.019	20.738	19.376	1'44.118	292,9	13:16'32.674
10	32.810	31.161	21.006	19.402	1'44.379	296,9	13:18'17.053
11	32.764	31.147	20.948	19.415	1'44.274	296,1	13:20'01.327
12	32.962	31.083	20.908	19.536	1'44.489	307,0	13:21'45.816
13	32.662	31.209	20.860	19.629	1'44.360	307,0	13:23'30.176
14	32.823	31.073	20.857	19.529	1'44.282	302,7	13:25'14.458
15	32.819	31.226	20.867	19.516	1'44.428	306,1	13:26'58.886
16	33.138	31.604	21.009	19.644	1'45.395	297,7	13:28'44.281
17	32.765	31.101	20.764	19.517	1'44.147	303,5	13:30'28.428
18	32.984	30.983	20.800	19.553	1'44.320	306,1	13:32'12.748
19	32.821	31.241	20.864	19.592	1'44.518	297,7	13:33'57.266
20	32.887	31.350	20.873	19.466	1'44.576	299,3	13:35'41.842

Race Time 34'54.739

11° 36 L. MERCADO (1'43.484)

Lap	Seg.1	Seg.2	Seg.3	Seg.4	Lap Time	km/h	Local Time
1		31.239	20.981	19.220	1'48.319		13:02'35.422
2	33.081	30.952	20.520	19.362	1'43.915	287,4	13:04'19.337
3	32.992	30.831	20.374	19.287	1'43.484	302,7	13:06'02.821
4	32.995	30.846	20.691	19.491	1'44.023	293,7	13:07'46.844
5	32.767	31.107	20.608	19.550	1'44.032	302,7	13:09'30.876
6	32.946	31.056	20.673	19.607	1'44.282	290,5	13:11'15.158
7	32.801	31.119	20.597	19.525	1'44.042	296,1	13:12'59.200
8	32.910	31.039	21.038	19.669	1'44.656	296,1	13:14'43.856
9	33.167	31.038	20.558	19.384	1'44.147	285,2	13:16'28.003
10	32.854	31.176	20.537	19.397	1'43.964	292,9	13:18'11.967
11	32.888	31.106	20.620	19.356	1'43.970	291,3	13:19'55.937
12	33.222	31.394	21.209	19.395	1'45.220	295,3	13:21'41.157
13	33.516	31.446	20.659	19.670	1'45.291	285,9	13:23'26.448
14	32.969	31.220	20.620	19.826	1'44.635	298,5	13:25'11.083
15	33.088	31.424	20.726	19.757	1'44.995	295,3	13:26'56.078
16	33.062	31.393	20.908	19.772	1'45.135	302,7	13:28'41.213
17	33.125	31.586	20.865	19.735	1'45.311	302,7	13:30'26.524
18	33.106	31.567	20.737	19.770	1'45.180	301,8	13:32'11.704
19	33.043	31.527	20.867	19.833	1'45.270	297,7	13:33'56.974
20	33.157	31.693	20.853	19.632	1'45.335	298,5	13:35'42.309

Race Time 34'55.206

12° 68 Y. HERNANDEZ (1'44.178)

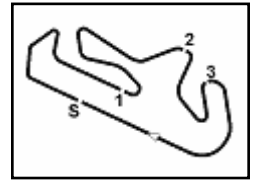
Lap	Seg.1	Seg.2	Seg.3	Seg.4	Lap Time	km/h	Local Time
1		31.282	20.893	19.239	1'48.066		13:02'35.169

15/09/2018 P = Pits In/Out - C = Lap Time Cancelled

These data/results cannot be reproduced, stored and/or transmitted in whole or in part by any manner of electronic, mechanical, photocopying, recording, broadcasting or otherwise now known or herein after developed without the previous express consent by the copyright owner, except for reproduction in daily press and regular printed publications on sale to the public within 60 days of the event related to those data/results and always provided that copyright symbol appears together as follows below.

© DORNA WSBK ORGANIZATION Srl 2018





NOLAN Portuguese Round, 14 - 16 September 2018 World Superbike - Chronological Analysis Race 1

Portimao 4.592 m

Start at 13:00'47.103

3 / 3

Lap	Seg.1	Seg.2	Seg.3	Seg.4	Lap Time	km/h	Local Time	RET	99 P. JACOBSEN (1'43.999)						
2	33.189	30.936	20.691	19.563	1'44.379	288,2	13:04'19.548	20	34.748	32.585	21.599	20.417	1'49.349	278,6	13:36'06.330
3	32.982	31.235	20.539	19.422	1'44.178	292,1	13:06'03.726	Race Time 35'19.227							
4	32.949	31.143	20.719	19.483	1'44.294	289,0	13:07'48.020								
5	32.865	31.145	20.781	19.421	1'44.212	288,2	13:09'32.232								
6	33.051	31.287	20.662	19.539	1'44.539	293,7	13:11'16.771								
7	32.968	31.228	20.895	19.588	1'44.679	294,5	13:13'01.450								
8	33.274	31.329	20.645	19.612	1'44.860	292,9	13:14'46.310								
9	33.161	31.247	20.933	19.613	1'44.954	292,9	13:16'31.264								
10	33.064	31.524	20.766	19.612	1'44.966	295,3	13:18'16.230								
11	33.169	31.301	20.783	19.657	1'44.910	288,2	13:20'01.140								
12	33.471	31.261	20.902	19.520	1'45.154	292,1	13:21'46.294								
13	32.954	31.306	20.684	19.717	1'44.661	289,7	13:23'30.955								
14	32.992	31.289	20.782	19.601	1'44.664	290,5	13:25'15.619								
15	33.181	31.285	20.820	19.725	1'45.011	289,7	13:27'00.630								
16	33.109	31.437	20.905	19.676	1'45.127	294,5	13:28'45.757								
17	33.173	31.569	20.958	19.790	1'45.490	292,9	13:30'31.247								
18	33.329	31.711	20.801	19.897	1'45.738	292,9	13:32'16.985								
19	33.411	31.517	20.934	19.887	1'45.749	294,5	13:34'02.734								
20	33.455	31.669	20.957	19.797	1'45.878	293,7	13:35'48.612								
								Race Time 35'01.509							

13° 45 J. GAGNE (1'43.094)

Lap	Seg.1	Seg.2	Seg.3	Seg.4	Lap Time	km/h	Local Time	RET	32 L. SAVADORI (1'42.547)						
1		31.321	20.911	19.174	1'48.110		13:02'35.213								
2	32.786	30.710	20.663	19.102	1'43.261	293,7	13:04'18.474								
3	32.684	30.794	20.500	19.116	1'43.094	296,9	13:06'01.568								
4	32.834	30.726	20.572	19.314	1'43.446	293,7	13:07'45.014								
5	32.872	30.733	20.681	19.194	1'43.480	286,7	13:09'28.494								
6	32.996	30.746	20.921	19.206	1'43.869	289,7	13:11'12.363								
7	32.831	30.863	20.605	19.360	1'43.659	292,1	13:12'56.022								
8	33.182	31.301	20.620	19.468	1'44.571	287,4	13:14'40.593								
9	33.067	31.229	20.790	19.430	1'44.516	294,5	13:16'25.109								
10	33.047	31.417	20.839	19.568	1'44.871	299,3	13:18'09.980								
11	33.218	31.608	20.920	19.634	1'45.380	292,1	13:19'55.360								
12	33.314	31.626	20.928	19.682	1'45.550	289,7	13:21'40.910								
13	33.630	31.459	21.539	19.646	1'46.274	281,5	13:23'27.184								
14	33.122	31.682	20.921	19.679	1'45.404	292,9	13:25'12.588								
15	33.301	31.672	21.087	19.679	1'45.739	291,3	13:26'58.327								
16	33.520	32.243	21.110	19.544	1'46.417	294,5	13:28'44.744								
17	33.430	31.839	21.631	19.990	1'46.890	287,4	13:30'31.634								
18	33.958	31.963	21.128	19.824	1'46.873	280,7	13:32'18.507								
19	33.859	32.222	21.203	19.954	1'47.238	280,0	13:34'05.745								
20	34.007	32.529	21.180	20.001	1'47.717	280,7	13:35'53.462								
								Race Time 35'06.359							

14° 40 R. RAMOS (1'44.634)

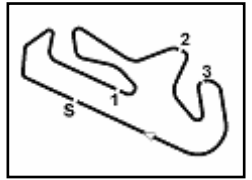
Lap	Seg.1	Seg.2	Seg.3	Seg.4	Lap Time	km/h	Local Time	RET	2 L. CAMIER (1'43.280)						
1		31.495	20.903	19.469	1'48.808		13:02'35.911								
2	33.163	31.278	20.647	19.546	1'44.634	277,8	13:04'20.545								
3	33.182	32.139	20.974	19.520	1'45.815	298,5	13:06'06.360								
4	34.190	31.429	20.760	19.647	1'46.026	289,7	13:07'52.386								
5	33.068	31.366	20.811	19.684	1'44.929	291,3	13:09'37.315								
6	33.205	32.006	21.935	19.648	1'46.794	287,4	13:11'24.109								
7	33.217	31.284	20.852	19.603	1'44.956	290,5	13:13'09.065								
8	33.315	31.636	20.973	19.641	1'45.565	280,0	13:14'54.630								
9	33.437	31.450	21.016	19.532	1'45.435	282,2	13:16'40.065								
10	33.051	32.141	20.681	19.769	1'45.642	294,5	13:18'25.707								
11	32.927	31.691	20.747	20.037	1'45.402	294,5	13:20'11.109								
12	33.256	31.363	20.826	19.741	1'45.186	292,1	13:21'56.295								
13	33.186	31.368	20.788	19.842	1'45.184	294,5	13:23'41.479								
14	33.400	31.568	20.808	19.801	1'45.577	293,7	13:25'27.056								
15	33.273	31.505	20.822	19.936	1'45.536	296,1	13:27'12.592								
16	33.333	31.613	20.836	19.882	1'45.664	296,1	13:28'58.256								
17	33.252	31.427	20.856	19.752	1'45.287	293,7	13:30'43.543								
18	34.716	31.867	21.075	19.907	1'47.565	296,9	13:32'31.108								
19	33.361	31.831	20.814	19.867	1'45.873	291,3	13:34'16.981								
								Race Time 17'43.037							

15/09/2018

P = Pits In/Out - C = Lap Time Cancelled

These data/results cannot be reproduced, stored and/or transmitted in whole or in part by any manner of electronic, mechanical, photocopying, recording, broadcasting or otherwise now known or herein after developed without the previous express consent by the copyright owner, except for reproduction in daily press and regular printed publications on sale to the public within 60 days of the event related to those data/results and always provided that copyright symbol appears together as follows below.

© DORNA WSBK ORGANIZATION Srl 2018



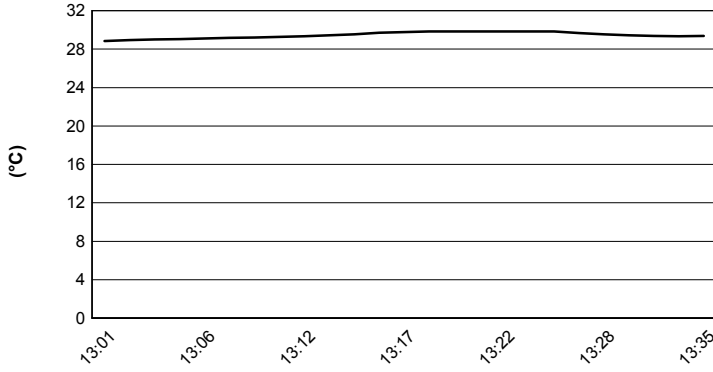
Portimao 4.592 m

NOLAN Portuguese Round, 14 - 16 September 2018

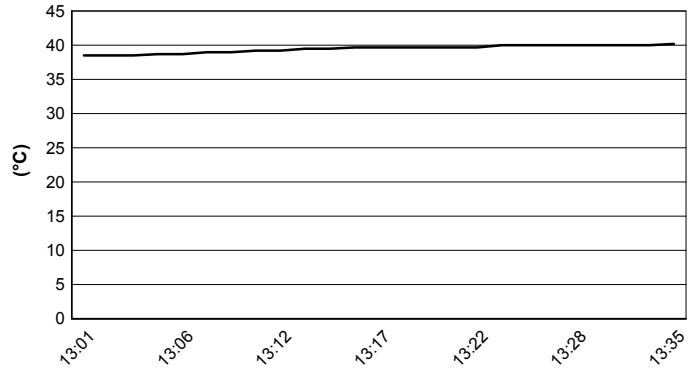
World Superbike - Weather Report Race 1

Session started 13:01 - Session ended 13:36

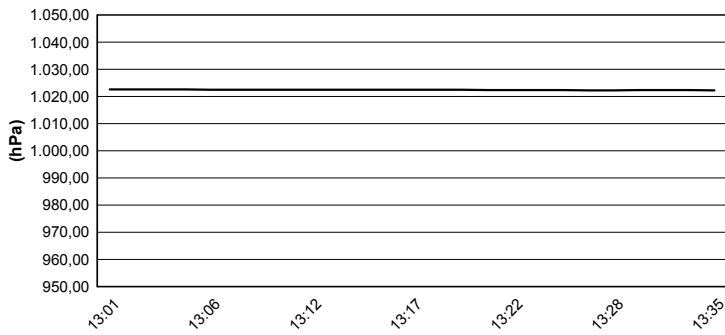
Air Temperature



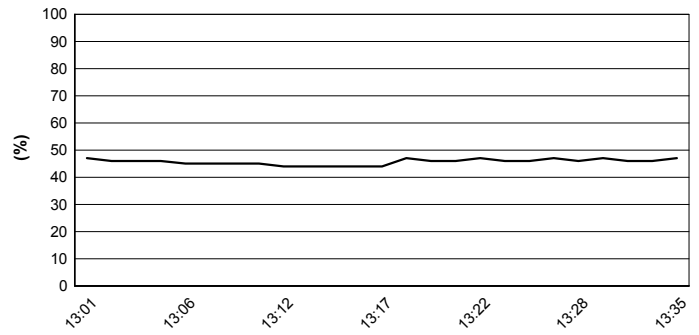
Track Temperature



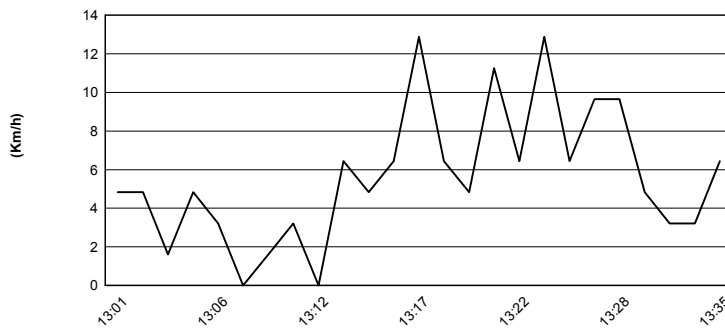
Air Pressure



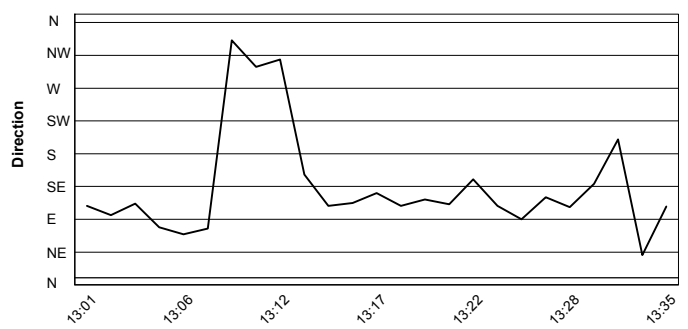
Humidity



Wind Speed



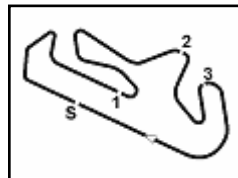
Wind Direction



15/09/2018

These data/results cannot be reproduced, stored and/or transmitted in whole or in part by any manner of electronic, mechanical, photocopying, recording, broadcasting or otherwise now known or herein after developed without the previous express consent by the copyright owner, except for reproduction in daily press and regular printed publications on sale to the public within 60 days of the event related to those data/results and always provided that copyright symbol appears together as follows below.

© DORNA WSBK ORGANIZATION Srl 2018



Portimao 4.592 m

NOLAN Portuguese Round, 14 - 16 September 2018 World Superbike - Championship Standings

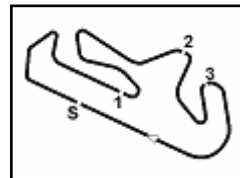
1 / 3

Points	Points From First	Points From Previous	February 25		March 25		April 15		April 22		May 13		May 27		June 10		June 24		July 8		September 16		September 30		October 14		October 27	
			PHILLIP ISLAND	BURIRAM	ARAGÓN	ASSEN	IMOLA	DONINGTON PARK	BRNO	LAGUNA SECA	MISANO	PORTIMÃO	MAGNY COURS	VILLICUM	LOSAIL													
1 REA Jonathan (GBR)	395		11 5	20 3	25 2	13 1	25 1	20 1	25 1	20 1	25 1	25 1	25 1	16 1	25 1	25 1	25 1	25 1	25 1	25 1	25 1							
2 DAVIES Chaz (GBR)	291	104	16 3	104 7	16 5	25 4	20 3	25 2	16 2	11 2	13 2	20 2	11 2	8 2	11 2	8 2	16 2	20 2	20 2	13 2	13 2							
3 VAN DER MARK Michael (NED)	264	131	27	7 9	9 8	20 6	11 6	11 6	20 4	16 4	10 5	25 4	25 3	13 4	20 3	8 3	11 3	13 3	20 3	16 3								
4 SYKES Tom (GBR)	229	166	35	20 2	13 2	10 4	10 7	10 7	13 6	25 5	20 4	16 3	16 3	10 3	16 3	9 4	8 4	11 4	11 4	11 4								
5 MELANDRI Marco (ITA)	213	182	16	25 1	25 1	8 1	9 2	16 2	10 3	9 3	16 3	16 4	5 5	20 5	1 5	11 6	9 6	16 5	20 5									
6 LOWES Alex (GBR)	199	196	14	10 6	11 5	11 5	16 5	9 5	13 5	4 7	2 7	6 7	10 7	13 7	13 7	11 6	25 6	16 5	13 5	10 5	6 6							
7 FORES Xavi (ESP)	164	231	35	13 4	16 4	20 3	11 3	16 4	11 4	13 4	11 4	13 5	6 6	5 6	8 7	2 7	8 7	10 7	10 7	10 7	7 7							
8 LAVERTY Eugene (IRL)	113	282	51	8 8	1 11	7 10	7 11	7 12	7 16	7 17	4 16	7 16	10 14	10 15	13 13	10 13	13 9	16 9	16 8	8 8	8 8							
9 RAZGATLIOGLU Toprak (TUR)	108	287	5	3 13	6 11	1 13	8 10	7 10	7 9	7 10	6 9	7 8	5 8	8 8	20 9	6 8	7 8											
10 BAZ Loris (FRA)	96	299	12	5 11	7 9	5 9	4 9	5 10	1 10	9 10	8 9	3 9	5 9	9 9	6 10	5 10	1 11	6 11	7 13	10 12								
11 SAVADORI Lorenzo (ITA)	92	303	4		4 16	7 15	1 16	6 13	1 14	6 13	8 12	8 13	11 12	9 12	9 12	11 9	2 9	8 12	9 10	11 11								
12 TORRES Jordi (ESP)	89	306	3	8 13	6 11			8 13	7 12	10 11	2 11	11 9	5 10	7 10			7 13	9 10		9 12								
13 CAMIER Leon (GBR)	88	307	1	9 7	10 6	13 5	10 8	10 8	8 10	10 10	11 11	6 11	8 11	7 11	9 11		3 12	7 12	6 11	13 13								
14 RINALDI Michael Ruben (ITA)	66	329	22				8 17	9 14	4 15	9 15	9 12	4 13	9 12	9 13	4 13	1 14	10 14	14 14	14 14	5 14	7 14							
15 MERCADO Leandro (ARG)	58	337	8	6 10	4 10	3 12	3 13	3 14	8 13	1 14	6 15	3 15	4 15	4 15	4 15		5 16	6 16	5 15	5 15								
16 RAMOS Román (ESP)	55	340	3	2 14	5 14	2 14	3 14	6 11	5 11	5 12		4 14	16 16	16 16	3 16	6 16	4 15	4 15	3 16	1 15	2 16							
17 GAGNE Jake (USA)	44	351	11	4 12	3 14	2 15	4 16	4 14	14 14	15 16	17 17	17 17	18 17	3 17	4 17	6 17	7 17	2 17	2 17	3 17								
18 HERNANDEZ Yonny (COL)	28	367	16		5 18	2 19	2 19	1 19	3 20	3 20	19 20	20 19	20 20	20 20	5 19	2 19	5 18	1 18	18 18	18 18	4 18							
19 JACOBSEN PJ (USA)	21	374	7	2 16	6 17	2 17	2 18	3 18	2 18	3 18	18 18	18 17	2 17	1 18	3 18		19 19	19 19	19 19	19 19								
20 HASLAM Leon (GBR)	14	381	7						7 21	7 21	19 21	19 19	20 20	20 20	20 20	20 20	20 20	20 20	20 20	20 20								
21 GIUGLIANO Davide (ITA)	11	384	3			3 20	3 20	5 20	19 19	19 19	20 19	19 19	20 20	21 21	21 21	21 21	21 21	21 21	21 21	21 21								
22 CANEPA Niccolò (ITA)	7	388	4														4 23	3 22	22 22	22 22								
23 HANIKA Karel (CZE)	5	390	2													3 22	2 22	22 23	23 23									
24 RAY Bradley (GBR)	3	392	2										2 22	1 22	22 22	22 22	22 23	24 24	24 24	24 24								
25 MOSSEY Luke (GBR)	2	393	1										2 23		23 23	23 23	24 24	24 24	25 25	25 25								

15/09/2018 First Line: Championship Standings - Second Line: Ranking Progression

These data/results cannot be reproduced, stored and/or transmitted in whole or in part by any manner of electronic, mechanical, photocopying, recording, broadcasting or otherwise now known or herein after developed without the previous express consent by the copyright owner, except for reproduction in daily press and regular printed publications on sale to the public within 60 days of the event related to those data/results and always provided that copyright symbol appears together as follows below.

© DORNA WSBK ORGANIZATION Srl 2018



Portimao 4.592 m

NOLAN Portuguese Round, 14 - 16 September 2018
World Superbike - Championship Standings

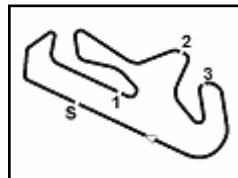
	Points	Points From First	Points From Previous	February 25		March 25		April 15		April 22		May 13		May 27		June 10		June 24		July 8		September 16		September 30		October 14		October 27	
				PHILLIP ISLAND	BURIRAM	ARAGÓN	ASSEN	IMOLA	DONINGTON PARK	BRNO	LAGUNA SECA	MISANO	PORTIMÃO	MAGNY COURS	VILLICUM	LOSAIL													
26 JEZEK Ondrej (CZE)	2	393	0	1	15	17	18	19	21	21	21	21	22	22	22	23	23	24	24	25	25	25							
27 ANDREOZZI Alessandro (ITA)	1	394	1																1	27	27	27							

15/09/2018 First Line: Championship Standings - Second Line: Ranking Progression

These data/results cannot be reproduced, stored and/or transmitted in whole or in part by any manner of electronic, mechanical, photocopying, recording, broadcasting or otherwise now known or herein after developed without the previous express consent by the copyright owner, except for reproduction in daily press and regular printed publications on sale to the public within 60 days of the event related to those data/results and always provided that copyright symbol appears together as follows below.

© DORNA WSBK ORGANIZATION Srl 2018





Portimao 4.592 m

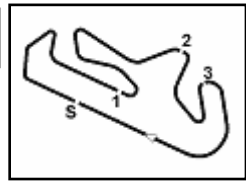
NOLAN Portuguese Round, 14 - 16 September 2018 World Superbike - Championship Standings

Points	Points From First	Points From Previous	Independent Riders																
			February 25 PHILLIP ISLAND	March 25 BURIRAM	April 15 ARAGÓN	April 22 ASSEN	May 13 IMOLA	May 27 DONINGTON PARK	June 10 BRNO	June 24 LAGUNA SECA	July 8 MISANO	September 16 PORTIMÃO	September 30 MAGNY COURS	October 14 VILLICUM	October 27 LOSAIL				
1 FORES Xavi (ESP)	164		13 16	20 11	16	11 13	11 13		2 8	10 10	10								
2 RAZGATLIOGLU Toprak (TUR)	108 56		3 6	1 8	7 7	6 7	5 8		20 6 7	2 2	5 4 8								
3 RINALDI Michael Ruben (ITA)	66 98 42				8 9	4	9 9	4	1 10		5 7								
4 MERCADO Leandro (ARG)	58 106 8		6 4	3	3 8	1 6	3 4	4	5 5	5 6 5	6 5								
5 RAMOS Román (ESP)	55 109 3		2 5	2 3	6 5	5	4	4	3 6	4 4	3 1 2								
6 HERNANDEZ Yonny (COL)	28 136 27			5	2	1	3		5 2	5 1	4								
7 JACOBSEN PJ (USA)	21 143 7		2	6	2	2 3	2	1	3										
8 HASLAM Leon (GBR)	14 150 7						7	7	8 8	8 8	8 8								
9 CANEPA Niccolò (ITA)	7 157 7										4 3								
10 HANIKA Karel (CZE)	5 159 2									3 2	9 10								
11 RAY Bradley (GBR)	3 161 2							2 1	9 9	9 9	9 10	11 11	11						
12 MOSSEY Luke (GBR)	2 162 1							2	10	10 10	11 11	12 12	12						
13 JEZEK Ondrej (CZE)	2 162 0		1		6 7	8 8	8 8	1	9 9	9 10	10 10	11 11	12 12	12					
14 ANDREOZZI Alessandro (ITA)	1 163 1											1	14 14	14					

15/09/2018 First Line: Championship Standings - Second Line: Ranking Progression

These data/results cannot be reproduced, stored and/or transmitted in whole or in part by any manner of electronic, mechanical, photocopying, recording, broadcasting or otherwise now known or herein after developed without the previous express consent by the copyright owner, except for reproduction in daily press and regular printed publications on sale to the public within 60 days of the event related to those data/results and always provided that copyright symbol appears together as follows below.

© DORNA WSBK ORGANIZATION Srl 2018



Portimao 4.592 m

NOLAN Portuguese Round, 14 - 16 September 2018

World Superbike - Manufacturers Standings

Points	Points From First	Points From Previous	February 25 PHILLIP ISLAND		March 25 BURIRAM		April 15 ARAGÓN		April 22 ASSEN		May 13 IMOLA		May 27 DONINGTON PARK		June 10 BRNO		June 24 LAGUNA SECA		July 8 MISANO		September 16 PORTIMÃO		September 30 MAGNY COURS		October 14 VILLICUM		October 27 LOSAIL		
			1	2	1	2	1	2	1	2	1	2	1	2	1	2	1	2	1	2	1	2	1	2	1	2	1	2	1
1	KAWASAKI	420	20	20	25	13	25	20	25	25	25	25	20	20	25	7	25	25	25	25	25								
2	DUCATI	356	64	25	25	20	25	20	25	16	13	16	20	8	11	20	16	20	20	20	16	20							
3	YAMAHA	298	122	58	10	11	11	20	11	13	20	16	10	10	25	25	13	25	16	13	13	20	16						
4	APRILIA	153	267	145	8	1	7	7	3	6	3	6	8	7	11	9	10	13	13	16	16	9	4						
5	HONDA	116	304	37	9	10	13	10	4	4	2	3	2	2	6	8	7	9	6	7	7	6	3						
6	BMW	96	324	20	5	7	5	4	5	1	9	8	3	5	9	6	5	6	1	6	7	7	10						
7	MV AGUSTA	89	331	7	8	7	6	7	8	7	10	7	7	5	7	7	7	7	7	9	6	7	9						
8	SUZUKI	3	417	86										2	1	8	8	8	8	8	8	8							

15/09/2018

First Line: Championship Standings - Second Line: Ranking Progression

These data/results cannot be reproduced, stored and/or transmitted in whole or in part by any manner of electronic, mechanical, photocopying, recording, broadcasting or otherwise now known or herein after developed without the previous express consent by the copyright owner, except for reproduction in daily press and regular printed publications on sale to the public within 60 days of the event related to those data/results and always provided that copyright symbol appears together as follows below.

© DORNA WSBK ORGANIZATION Srl 2018

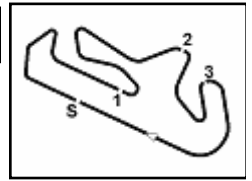
FIAT PERUGIA TIMING



Official Tyre Supplier



Official Timekeeper



Portimao 4.592 m

NOLAN Portuguese Round, 14 - 16 September 2018
World Superbike - Pirelli Best Lap Award

Points	Points From First	Points From Previous	February 25	March 25	April 15	April 22	May 13	May 27	June 10	June 24	July 8	September 16	September 30	October 14	October 27	
			PHILLIP ISLAND	BURIRAM	ARAGÓN	ASSEN	IMOLA	DONINGTON PARK	BRNO	LAGUNA SECA	MISANO	PORTIMÃO	MAGNY COURS	VILLICUM	LOSAIL	
Fastest Laps																
1 REA Jonathan (GBR)	10			1				1	1	1	1	1	1			
2 MELANDRI Marco (ITA)	4 6		1		1	1				1						
3 DAVIES Chaz (GBR)	2 8 2			1						1						
4 SYKES Tom (GBR)	2 8 0	1				1										
5 VAN DER MARK Michael (NED)	1 9 1					1										

15/09/2018

These data/results cannot be reproduced, stored and/or transmitted in whole or in part by any manner of electronic, mechanical, photocopying, recording, broadcasting or otherwise now known or herein after developed without the previous express consent by the copyright owner, except for reproduction in daily press and regular printed publications on sale to the public within 60 days of the event related to those data/results and always provided that copyright symbol appears together as follows below.

© DORNA WSBK ORGANIZATION Srl 2018

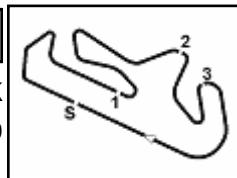
FIKR PERUGIA TIMING



Official Tyre Supplier



Official Timekeeper



NOLAN Portuguese Round, 14 - 16 September 2018

World Superbike - Best Laps & Speeds

No.	Rider Bike	Nat	Best Lap		FP1		FP2		FP3		FP4		SP1		SP2		RC1	
			LL	SPD	LL	SPD	LL	SPD	LL	SPD	LL	SPD	LL	SPD	LL	SPD	LL	SPD
1	50 E. LAVERTY Aprilia RSV4 RF	IRL	1'40.705		1'42.778	1'43.152	1'42.423	1'42.692					1'40.705					
			55	310,4	13	306,9	15	306,9	13	310,4	8	305,2			6	307,8		
2	1 J. REA Kawasaki ZX-10RR	GBR	1'40.765		1'41.817	1'42.183	1'42.366	1'41.666					1'40.765		1'42.304			
			78	312,2	11	309,6	13	309,6	19	312,2	10	308,7			5	307,8	20	311,3
3	33 M. MELANDRI Ducati Panigale R	ITA	1'40.856		1'42.788	1'42.571	1'42.003	1'41.601					1'40.856		1'42.352			
			81	309,6	14	303,5	15	308,7	18	309,6	10	305,2			4	306,9	20	308,7
4	32 L. SAVADORI Aprilia RSV4 RF	ITA	1'40.901		1'43.454	1'42.969	1'43.070	1'42.984	1'41.457				1'40.901		1'42.547			
			70	310,4	12	305,2	14	306,9	14	310,4	9	302,6	5	306,9	5	303,5	11	305,2
5	60 M. VAN DER MARK Yamaha YZF R1	NED	1'40.926		1'42.770	1'43.019	1'42.557	1'42.275					1'40.926		1'42.709			
			80	309,6	14	306,9	15	307,8	16	309,6	9	303,5			6	308,7	20	306,1
6	66 T. SYKES Kawasaki ZX-10RR	GBR	1'41.103		1'42.650	1'43.292	1'42.459	1'42.469					1'41.103		1'43.071			
			82	310,4	17	308,7	14	306,1	16	310,4	10	305,2			5	303,5	20	308,7
7	12 X. FORES Ducati Panigale R	ESP	1'41.202		1'42.752	1'43.169	1'42.441	1'42.358					1'41.202					
			52	308,7	12	308,7	15	307,8	14	307,8	5	302,6			6	306,9		
8	76 L. BAZ BMW S 1000 RR	FRA	1'41.213		1'43.277	1'43.138	1'42.787	1'43.033	1'41.674				1'41.213		1'43.291			
			90	308,7	18	303,5	13	306,9	19	308,7	11	301,8	7	307,8	2	306,1	20	306,9
9	81 J. TORRES MV Agusta 1000 F4	ESP	1'41.422		1'42.333	1'43.290	1'42.630	1'42.359					1'41.422		1'43.106			
			88	309,6	18	307,8	15	307,8	19	309,6	10	305,2			6	306,1	20	305,2
10	54 T. RAZGATLIOGLU Kawasaki ZX-10RR	TUR	1'41.960		1'43.116	1'43.501	1'42.383	1'43.088					1'41.960		1'43.206			
			74	306,9	12	306,1	13	306,1	17	304,3	8	306,9			4	301,8	20	302,6
11	2 L. CAMIER Honda CBR1000RR	GBR	1'42.019		1'43.007	1'43.564	1'42.883	1'42.533	1'42.019						1'43.280			
			66	310,4	13	303,5	14	306,9	13	310,4	9	306,9	7	307,8			10	306,1
12	7 C. DAVIES Ducati Panigale R	GBR	1'42.045		1'43.381	1'43.325	1'43.813	1'42.762	1'42.045						1'42.749			
			60	311,3	13	311,3	13	311,3	2	305,2	7	308,7	5	307,8			20	305,2
13	21 M. RINALDI Ducati Panigale R	ITA	1'42.047		1'43.702	1'43.139	1'42.778	1'43.529					1'42.047		1'43.335			
			75	306,9	14	301,0	14	302,6	14	306,9	8	301,8			5	302,6	20	302,6
14	22 A. LOWES Yamaha YZF R1	GBR	1'42.458		1'42.930	1'43.994	1'42.669	1'42.458					1'42.709		1'43.955			
			81	311,3	13	309,6	13	306,1	20	311,3	11	306,9			4	306,1	20	306,9
15	45 J. GAGNE Honda CBR1000RR	USA	1'42.653		1'43.041	1'43.593	1'42.921	1'43.184	1'42.653						1'43.094			
			84	305,2	13	302,6	16	305,2	19	302,6	10	303,5	6	304,3			20	299,3
16	36 L. MERCADO Kawasaki ZX-10RR	ARG	1'42.812		1'43.773	1'43.834	1'43.569	1'43.535	1'42.812						1'43.484			
			72	305,2	12	305,2	14	305,2	15	304,3	7	298,5	4	304,3			20	302,6
17	68 Y. HERNANDEZ Kawasaki ZX-10RR	COL	1'42.844		1'44.028	1'44.034	1'44.179	1'43.785	1'42.844						1'44.178			
			81	301,0	14	299,3	13	296,0	18	301,0	9	297,6	7	297,6			20	295,2
18	99 P. JACOBSEN Honda CBR1000RR	USA	1'43.018		1'43.876	1'44.754	1'44.501	1'44.514	1'43.018						1'43.999			
			73	302,6	13	301,8	13	302,6	16	299,3	10	295,2	5	299,3			16	296,8
19	40 R. RAMOS Kawasaki ZX-10RR	ESP	1'43.586		1'44.343	1'44.361	1'44.612	1'44.086	1'43.586						1'44.634			
			77	300,1	14	297,6	13	300,1	15	300,1	9	298,5	6	296,0			20	298,5
20	96 J. SMRZ Yamaha YZF R1	CZE	1'43.984		1'47.496	1'46.502	1'45.716	1'45.086	1'43.984						1'44.957			
			66	293,6	13	288,1	11	285,1	15	292,8	9	289,7	7	293,6			11	288,1

15/09/2018

These data/results cannot be reproduced, stored and/or transmitted in whole or in part by any manner of electronic, mechanical, photocopying, recording, broadcasting or otherwise now known or herein after developed without the previous express consent by the copyright owner, except for reproduction in daily press and regular printed publications on sale to the public within 60 days of the event related to those data/results and always provided that copyright symbol appears together as follows below.

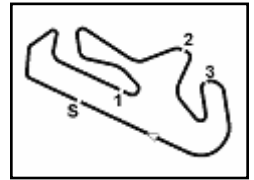
© DORNA WSBK ORGANIZATION Srl 2018

PIRELLI PERUGIA TIMING


Official Tyre Supplier



Official Timekeeper



Portimao 4.592 m

NOLAN Portuguese Round, 14 - 16 September 2018 World Superbike - Provisional Starting Grid - Race 2

20 Laps x 4,592 km = 91,840 km

Pos	Number	Name	Team
1	7	DAVIES C.	Ducati
2	66	SYKES T.	Kawasaki
3	76	BAZ L.	BMW
4	81	TORRES J.	MV Agusta
5	54	RAZGATLIOGLU T.	Kawasaki
6	21	RINALDI M.	Ducati
7	60	VAN DER MARK M.	Yamaha
8	33	MELANDRI M.	Ducati
9	1	REA J.	Kawasaki
10	50	LAVERTY E.	Aprilia
11	32	SAVADORI L.	Aprilia
12	12	FORES X.	Ducati
13	22	LOWES A.	Yamaha
14	2	CAMIER L.	Honda
15	45	GAGNE J.	Honda
16	36	MERCADO L.	Kawasaki
17	68	HERNANDEZ Y.	Kawasaki
18	99	JACOBSEN P.	Honda
19	40	RAMOS R.	Kawasaki
20	96	SMRZ J.	Yamaha

15/09/2018 Jury President

These data/results cannot be reproduced, stored and/or transmitted in whole or in part by any manner of electronic, mechanical, photocopying, recording, broadcasting or otherwise now known or herein after developed without the previous express consent by the copyright owner, except for reproduction in daily press and regular printed publications on sale to the public within 60 days of the event related to those data/results and always provided that copyright symbol appears together as follows below.

© DORNA WSBK ORGANIZATION Srl 2018

FIAT PERUGIA TIMING



Official Tyre Supplier



Official Timekeeper