

## NOLAN Portuguese Round, 14 - 16 September 2018

### World Superbike - Biographical Entry List

Portimao 4.592 m

No.	Rider (Abbreviation)	Nat	Bike	Wins	Podiums	Pole	Races	Tyres	Class
Age	Date of Birth	Place of Birth	Team	2018	2018	2018	2018		
1	<b>REA Jonathan</b> (Rea) 31 02/02/1987	GBR	<b>Kawasaki ZX-10RR</b> Kawasaki Racing Team WorldSBK	64	127	16	236	Pirelli	
				10	15	2	18		
2	<b>CAMIER Leon</b> (Cam) 32 04/08/1986	GBR	<b>Honda CBR1000RR</b> Red Bull Honda World Superbike Team		9		198	Pirelli	
							13		
3	<b>DAVIES Chaz</b> (Dav) 31 10/02/1987	GBR	<b>Ducati Panigale R</b> Aruba.it Racing - Ducati	29	78	6	170	Pirelli	
				2	11	1	18		
4	<b>FORES Xavi</b> (For) 32 16/09/1985	ESP	<b>Ducati Panigale R</b> Barni Racing Team		4		84	Pirelli	IND
					3		18		
5**	<b>RINALDI Michael Ruben</b> (Rin) 22 21/12/1995	ITA	<b>Ducati Panigale R</b> Aruba.it Racing - Junior Team				12	Pirelli	IND
							12		
6	<b>LOWES Alex</b> (Low) 28 14/09/1990	GBR	<b>Yamaha YZF R1</b> Pata Yamaha Official WorldSBK Team	1	10	1	122	Pirelli	
				1	3	1	18		
7	<b>SAVADORI Lorenzo</b> (Sav) 25 04/04/1993	ITA	<b>Aprilia RSV4 RF</b> Milwaukee Aprilia				67	Pirelli	
							16		
8	<b>MELANDRI Marco</b> (Mel) 36 07/08/1982	ITA	<b>Ducati Panigale R</b> Aruba.it Racing - Ducati	22	68	3	146	Pirelli	
				2	6	1	18		
9	<b>MERCADO Leandro</b> (Mer) 26 15/02/1992	ARG	<b>Kawasaki ZX-10RR</b> Orelac Racing VerdNatura				78	Pirelli	IND
							92		
10	<b>RAMOS Román</b> (Ram) 27 06/01/1991	ESP	<b>Kawasaki ZX-10RR</b> Team GoEleven Kawasaki				18	Pirelli	IND
							18		
11	<b>GAGNE Jake</b> (Gag) 25 27/08/1993	USA	<b>Honda CBR1000RR</b> Red Bull Honda World Superbike Team				22	Pirelli	
							16		
12	<b>LAVERTY Eugene</b> (Lav) 32 03/06/1986	IRL	<b>Aprilia RSV4 RF</b> Milwaukee Aprilia	13	35	2	144	Pirelli	
					2		14		
13	<b>RAZGATLIOGLU Toprak</b> (Raz) 21 16/10/1996	TUR	<b>Kawasaki ZX-10RR</b> Kawasaki Puccetti Racing		1		17	Pirelli	IND
					1		17		
14	<b>VAN DER MARK Michael</b> (vdM) 25 26/10/1992	NED	<b>Yamaha YZF R1</b> Pata Yamaha Official WorldSBK Team	2	18	1	96	Pirelli	
				2	7		18		
15	<b>SYKES Tom</b> (Syk) 33 19/08/1985	GBR	<b>Kawasaki ZX-10RR</b> Kawasaki Racing Team WorldSBK	34	106	46	252	Pirelli	
				1	6	4	18		
16	<b>HERNANDEZ Yonny</b> (Her) 30 25/07/1988	COL	<b>Kawasaki ZX-10RR</b> Team Pedercini Racing				15	Pirelli	IND
							15		
17	<b>BAZ Boris</b> (Baz) 25 01/02/1993	FRA	<b>BMW S 1000 RR</b> GULF ALTHEA BMW Racing Team	2	14	2	79	Pirelli	
							18		
18	<b>TORRES Jordi</b> (Tor) 31 27/08/1987	ESP	<b>MV Agusta 1000 F4</b> MV Agusta Reparto Corse	1	4		95	Pirelli	
							18		
19	<b>SMRZ Jakub</b> (Smr) 35 07/04/1983	CZE	<b>Yamaha YZF R1</b> Guandalini Racing		5	3	152	Pirelli	IND
20	<b>JACOBSEN PJ</b> (Jac) 25 07/08/1993	USA	<b>Honda CBR1000RR</b> TripleM Honda World Superbike Team				18	Pirelli	IND
							18		

14/09/2018

\* = Wild Card

\*\* = One Event

These data/results cannot be reproduced, stored and/or transmitted in whole or in part by any manner of electronic, mechanical, photocopying, recording, broadcasting or otherwise now known or herein after developed without the previous express consent by the copyright owner, except for reproduction in daily press and regular printed publications on sale to the public within 60 days of the event related to those data/results and always provided that copyright symbol appears together as follows below.

© DORNA WSBK ORGANIZATION Srl 2018

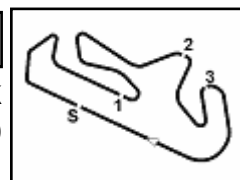
FIKX PERUGIA TIMING



Official Tyre Supplier



Official Timekeeper



## NOLAN Portuguese Round, 14 - 16 September 2018

### World Superbike - Results Free Practice 1st Session

Portimao 4.592 m

1 / 2

No.	Rider	Nat	Team	Bike	Class	Time	Gap	Rel.	Laps	Speed	
										Avg	Max
1	1 J. REA	GBR	Kawasaki Racing Team WorldSBK	Kawasaki ZX-10RR		<b>1'41.817</b>			11	162,362	<b>309,6</b>
2	81 J. TORRES	ESP	MV Agusta Reparto Corse	MV Agusta 1000 F4		<b>1'42.333</b>	0.516	0.516	18	161,543	<b>307,8</b>
3	66 T. SYKES	GBR	Kawasaki Racing Team WorldSBK	Kawasaki ZX-10RR		<b>1'42.650</b>	0.833	0.317	17	161,044	<b>308,7</b>
4	12 X. FORES	ESP	Barni Racing Team	Ducati Panigale R	IND	<b>1'42.752</b>	0.935	0.102	12	160,884	<b>308,7</b>
5	60 M. VAN DER MARK	NED	Pata Yamaha Official WorldSBK Team	Yamaha YZF R1		<b>1'42.770</b>	0.953	0.018	14	160,856	<b>307,0</b>
6	50 E. LAVERTY	IRL	Milwaukee Aprilia	Aprilia RSV4 RF		<b>1'42.778</b>	0.961	0.008	13	160,844	<b>307,0</b>
7	33 M. MELANDRI	ITA	Aruba.it Racing - Ducati	Ducati Panigale R		<b>1'42.788</b>	0.971	0.010	14	160,828	<b>303,5</b>
8	22 A. LOWES	GBR	Pata Yamaha Official WorldSBK Team	Yamaha YZF R1		<b>1'42.930</b>	1.113	0.142	13	160,606	<b>309,6</b>
9	2 L. CAMIER	GBR	Red Bull Honda World Superbike Team	Honda CBR1000RR		<b>1'43.007</b>	1.190	0.077	13	160,486	<b>303,5</b>
10	45 J. GAGNE	USA	Red Bull Honda World Superbike Team	Honda CBR1000RR		<b>1'43.041</b>	1.224	0.034	13	160,433	<b>302,7</b>
11	54 T. RAZGATLIOGLU	TUR	Kawasaki Puccetti Racing	Kawasaki ZX-10RR	IND	<b>1'43.116</b>	1.299	0.075	12	160,317	<b>306,1</b>
12	76 L. BAZ	FRA	GULF ALTHEA BMW Racing Team	BMW S 1000 RR		<b>1'43.277</b>	1.460	0.161	18	160,067	<b>303,5</b>
13	7 C. DAVIES	GBR	Aruba.it Racing - Ducati	Ducati Panigale R		<b>1'43.381</b>	1.564	0.104	13	159,906	<b>311,4</b>
14	32 L. SAVADORI	ITA	Milwaukee Aprilia	Aprilia RSV4 RF		<b>1'43.454</b>	1.637	0.073	12	159,793	<b>305,2</b>
15	21 M. RINALDI	ITA	Aruba.it Racing - Junior Team	Ducati Panigale R	IND	<b>1'43.702</b>	1.885	0.248	14	159,411	<b>301,0</b>
16	36 L. MERCADO	ARG	Orelac Racing VerdNatura	Kawasaki ZX-10RR	IND	<b>1'43.773</b>	1.956	0.071	12	159,302	<b>305,2</b>
17	99 P. JACOBSEN	USA	TripleM Honda World Superbike Team	Honda CBR1000RR	IND	<b>1'43.876</b>	2.059	0.103	13	159,144	<b>301,8</b>
18	68 Y. HERNANDEZ	COL	Team Pedercini Racing	Kawasaki ZX-10RR	IND	<b>1'44.028</b>	2.211	0.152	14	158,911	<b>299,3</b>
19	40 R. RAMOS	ESP	Team GoEleven Kawasaki	Kawasaki ZX-10RR	IND	<b>1'44.343</b>	2.526	0.315	14	158,431	<b>297,7</b>
20	96 J. SMRZ	CZE	Guandalini Racing	Yamaha YZF R1	IND	<b>1'47.496</b>	5.679	3.153	13	153,784	<b>288,2</b>

Qualifying Lap Time (107% of 1'41.817): **1'48.945**

AIR	Humidity:	62%	Temp:	24°C
TRACK	Condition:	Dry	Temp:	27°C

Records	Pole (SP2)	2013 T.Sykes	1'41.360	163,090	Km/h
	Race (RC2)	2013 T.Sykes	1'42.475	161,320	Km/h
	Circuit (SP2)	2013 T.Sykes	1'41.360	163,090	Km/h

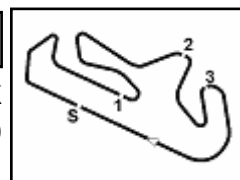
Start  
14/09/2018 09:45

End  
10:28

The results are provisional until the end of the time limit for protests and appeals and the completion of the technical checks.

These data/results cannot be reproduced, stored and/or transmitted in whole or in part by any manner of electronic, mechanical, photocopying, recording, broadcasting or otherwise now known or herein after developed without the previous express consent by the copyright owner, except for reproduction in daily press and regular printed publications on sale to the public within 60 days of the event related to those data/results and always provided that copyright symbol appears together as follows below.

© DORNA WSBK ORGANIZATION Srl 2018



## NOLAN Portuguese Round, 14 - 16 September 2018

### World Superbike - Results Free Practice 1st Session

#### Session Highlights

Local Time	No. Rider	Description
09.45.00		Start
09.45.02		WorldSBK Pit Intervention Time: 59 secs
09.56.05	21 M. RINALDI	On the Gravel - Re-Joined - Turn 1
09.56.20	96 J. SMRZ	On the Gravel - Re-Joined - Turn 11
10.07.10	81 J. TORRES	On the Gravel - Re-Joined - Turn 5
10.09.20	22 A. LOWES	On the Gravel - Turn 1
10.12.02	21 M. RINALDI	On the Gravel - Re-Joined - Turn 14
10.14.09	21 M. RINALDI	On the Gravel - Re-Joined - Turn 1
10.14.41	66 T. SYKES	On the Gravel - Re-Joined - Turn 1
10.22.29	33 M. MELANDRI	On the Gravel - Re-Joined - Turn 1
10.24.12	45 J. GAGNE	On the Gravel - Re-Joined - Turn 3
10.28.05		End Of Session

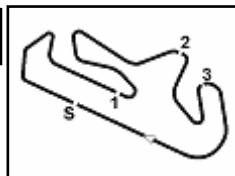
#### Fastest Laps Sequence

No.	Rider	Nat	Team	Bike	Local Time	Time	Gap	Avg
1	J. REA	GBR	Kawasaki Racing Team WorldSBK	Kawasaki ZX-10RR	09:48'32.308	<b>1'43.299</b>		160,033
50	E. LAVERTY	IRL	Milwaukee Aprilia	Aprilia RSV4 RF	09:48'34.272	<b>1'43.142</b>	-0.157	160,276
12	X. FORES	ESP	Barni Racing Team	Ducati Panigale R	09:48'56.023	<b>1'43.100</b>	-0.042	160,341
1	J. REA	GBR	Kawasaki Racing Team WorldSBK	Kawasaki ZX-10RR	09:50'14.743	<b>1'42.435</b>	-0.665	161,382
1	J. REA	GBR	Kawasaki Racing Team WorldSBK	Kawasaki ZX-10RR	09:51'56.849	<b>1'42.106</b>	-0.329	161,902
1	J. REA	GBR	Kawasaki Racing Team WorldSBK	Kawasaki ZX-10RR	10:11'09.103	<b>1'42.069</b>	-0.037	161,961
1	J. REA	GBR	Kawasaki Racing Team WorldSBK	Kawasaki ZX-10RR	10:25'25.372	<b>1'41.817</b>	-0.252	162,362

Start 09:45 End 10:28 The results are provisional until the end of the time limit for protests and appeals and the completion of the technical checks.

These data/results cannot be reproduced, stored and/or transmitted in whole or in part by any manner of electronic, mechanical, photocopying, recording, broadcasting or otherwise now known or herein after developed without the previous express consent by the copyright owner, except for reproduction in daily press and regular printed publications on sale to the public within 60 days of the event related to those data/results and always provided that copyright symbol appears together as follows below.

© DORNA WSBK ORGANIZATION Srl 2018



## NOLAN Portuguese Round, 14 - 16 September 2018

### World Superbike - Best Sectors & Speed Free Practice 1st Session

BEST LAP			
1	1 J. REA	Kawasaki ZX-10RR	1'41.817
2	81 J. TORRES	MV Agusta 1000 F4	1'42.333
3	66 T. SYKES	Kawasaki ZX-10RR	1'42.650
4	12 X. FORES	Ducati Panigale R	1'42.752
5	60 M. VAN DER MARK	Yamaha YZF R1	1'42.770
6	50 E. LAVERTY	Aprilia RSV4 RF	1'42.778
7	33 M. MELANDRI	Ducati Panigale R	1'42.788
8	22 A. LOWES	Yamaha YZF R1	1'42.930
9	2 L. CAMIER	Honda CBR1000RR	1'43.007
10	45 J. GAGNE	Honda CBR1000RR	1'43.041
11	54 T. RAZGATLIOGLU	Kawasaki ZX-10RR	1'43.116
12	76 L. BAZ	BMW S 1000 RR	1'43.277
13	7 C. DAVIES	Ducati Panigale R	1'43.381
14	32 L. SAVADORI	Aprilia RSV4 RF	1'43.454
15	21 M. RINALDI	Ducati Panigale R	1'43.702
16	36 L. MERCADO	Kawasaki ZX-10RR	1'43.773
17	99 P. JACOBSEN	Honda CBR1000RR	1'43.876
18	68 Y. HERNANDEZ	Kawasaki ZX-10RR	1'44.028
19	40 R. RAMOS	Kawasaki ZX-10RR	1'44.343
20	96 J. SMRZ	Yamaha YZF R1	1'47.496

SPEED			
1	7 C. DAVIES	Ducati Panigale R	311,4
2	22 A. LOWES	Yamaha YZF R1	309,6
3	1 J. REA	Kawasaki ZX-10RR	309,6
4	66 T. SYKES	Kawasaki ZX-10RR	308,7
5	12 X. FORES	Ducati Panigale R	308,7
6	81 J. TORRES	MV Agusta 1000 F4	307,8
7	60 M. VAN DER MARK	Yamaha YZF R1	307,0
8	50 E. LAVERTY	Aprilia RSV4 RF	307,0
9	54 T. RAZGATLIOGLU	Kawasaki ZX-10RR	306,1
10	32 L. SAVADORI	Aprilia RSV4 RF	305,2
11	36 L. MERCADO	Kawasaki ZX-10RR	305,2
12	33 M. MELANDRI	Ducati Panigale R	303,5
13	76 L. BAZ	BMW S 1000 RR	303,5
14	2 L. CAMIER	Honda CBR1000RR	303,5
15	45 J. GAGNE	Honda CBR1000RR	302,7
16	99 P. JACOBSEN	Honda CBR1000RR	301,8
17	21 M. RINALDI	Ducati Panigale R	301,0
18	68 Y. HERNANDEZ	Kawasaki ZX-10RR	299,3
19	40 R. RAMOS	Kawasaki ZX-10RR	297,7
20	96 J. SMRZ	Yamaha YZF R1	288,2

SEG. 1		
1	1 J. REA	32.162
2	12 X. FORES	32.230
3	7 C. DAVIES	32.251
4	33 M. MELANDRI	32.280
5	60 M. VAN DER MARK	32.352
6	22 A. LOWES	32.370
7	81 J. TORRES	32.382
8	2 L. CAMIER	32.394
9	66 T. SYKES	32.410
10	50 E. LAVERTY	32.476
11	45 J. GAGNE	32.481
12	76 L. BAZ	32.586
13	36 L. MERCADO	32.602
14	54 T. RAZGATLIOGLU	32.615
15	21 M. RINALDI	32.659
16	32 L. SAVADORI	32.675
17	99 P. JACOBSEN	32.790
18	40 R. RAMOS	32.827
19	68 Y. HERNANDEZ	32.885
20	96 J. SMRZ	34.018

SEG. 2		
1	1 J. REA	30.381
2	81 J. TORRES	30.387
3	12 X. FORES	30.563
4	2 L. CAMIER	30.593
5	66 T. SYKES	30.598
6	45 J. GAGNE	30.635
7	33 M. MELANDRI	30.641
8	76 L. BAZ	30.650
9	50 E. LAVERTY	30.661
10	60 M. VAN DER MARK	30.708
11	22 A. LOWES	30.721
12	54 T. RAZGATLIOGLU	30.808
13	7 C. DAVIES	30.842
14	32 L. SAVADORI	30.856
15	21 M. RINALDI	30.870
16	36 L. MERCADO	30.951
17	68 Y. HERNANDEZ	31.122
18	99 P. JACOBSEN	31.174
19	40 R. RAMOS	31.218
20	96 J. SMRZ	32.250

SEG. 3		
1	1 J. REA	20.182
2	66 T. SYKES	20.217
3	81 J. TORRES	20.227
4	33 M. MELANDRI	20.240
5	12 X. FORES	20.244
6	50 E. LAVERTY	20.289
7	60 M. VAN DER MARK	20.307
8	54 T. RAZGATLIOGLU	20.386
9	22 A. LOWES	20.425
10	45 J. GAGNE	20.473
11	32 L. SAVADORI	20.484
12	2 L. CAMIER	20.495
13	7 C. DAVIES	20.514
14	36 L. MERCADO	20.545
15	40 R. RAMOS	20.548
16	21 M. RINALDI	20.560
17	76 L. BAZ	20.582
18	68 Y. HERNANDEZ	20.636
19	99 P. JACOBSEN	20.678
20	96 J. SMRZ	21.350

SEG. 4		
1	1 J. REA	19.040
2	66 T. SYKES	19.073
3	60 M. VAN DER MARK	19.118
4	50 E. LAVERTY	19.121
5	81 J. TORRES	19.192
6	54 T. RAZGATLIOGLU	19.208
7	76 L. BAZ	19.216
8	99 P. JACOBSEN	19.218
9	22 A. LOWES	19.245
10	12 X. FORES	19.246
11	33 M. MELANDRI	19.291
12	45 J. GAGNE	19.307
13	32 L. SAVADORI	19.314
14	68 Y. HERNANDEZ	19.334
15	2 L. CAMIER	19.439
16	21 M. RINALDI	19.444
17	40 R. RAMOS	19.516
18	36 L. MERCADO	19.516
19	7 C. DAVIES	19.654
20	96 J. SMRZ	19.781

14/09/2018

These data/results cannot be reproduced, stored and/or transmitted in whole or in part by any manner of electronic, mechanical, photocopying, recording, broadcasting or otherwise now known or herein after developed without the previous express consent by the copyright owner, except for reproduction in daily press and regular printed publications on sale to the public within 60 days of the event related to those data/results and always provided that copyright symbol appears together as follows below.

© DORNA WSBK ORGANIZATION Srl 2018

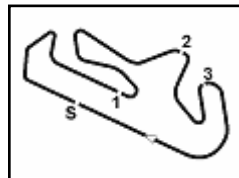
FICR PERUGIA TIMING



Official Tyre Supplier



Official Timekeeper



Portimao 4.592 m

## NOLAN Portuguese Round, 14 - 16 September 2018

### World Superbike - Ideal Times Free Practice 1st Session

No.	Rider	Nat	Bike	Seg. 1	Seg. 2	Seg. 3	Seg. 4	Ideal Time		
				Diff. 1	Diff. 2	Diff. 3	Diff. 4	Best Lap	Pos.	Diff.
1	<b>1 J. REA</b>	GBR	Kawasaki ZX-10RR	<b>32.162</b> 0.052	<b>30.381</b>	<b>20.182</b>	<b>19.040</b>	<b>1'41.765</b> 1'41.817	1	0.052
2	<b>81 J. TORRES</b>	ESP	MV Agusta 1000 F4	32.382	30.387	20.227 0.145	19.192	<b>1'42.188</b> 1'42.333	2	0.145
3	<b>12 X. FORES</b>	ESP	Ducati Panigale R	32.230 0.222	30.563	20.244 0.175	19.246 0.072	<b>1'42.283</b> 1'42.752	4	0.469
4	<b>66 T. SYKES</b>	GBR	Kawasaki ZX-10RR	32.410 0.038	30.598	20.217 0.189	19.073 0.125	<b>1'42.298</b> 1'42.650	3	0.352
5	<b>33 M. MELANDRI</b>	ITA	Ducati Panigale R	32.280 0.212	30.641	20.240 0.057	19.291 0.067	<b>1'42.452</b> 1'42.788	7	0.336
6	<b>60 M. VAN DER MARK</b>	NED	Yamaha YZF R1	32.352 0.001	30.708 0.037	20.307 0.163	19.118 0.084	<b>1'42.485</b> 1'42.770	5	0.285
7	<b>50 E. LAVERTY</b>	IRL	Aprilia RSV4 RF	32.476 0.057	30.661 0.042	20.289	19.121 0.132	<b>1'42.547</b> 1'42.778	6	0.231
8	<b>22 A. LOWES</b>	GBR	Yamaha YZF R1	32.370	30.721	20.425 0.058	19.245 0.111	<b>1'42.761</b> 1'42.930	8	0.169
9	<b>45 J. GAGNE</b>	USA	Honda CBR1000RR	32.481 0.031	30.635	20.473	19.307 0.114	<b>1'42.896</b> 1'43.041	10	0.145
10	<b>2 L. CAMIER</b>	GBR	Honda CBR1000RR	32.394	30.593	20.495	19.439 0.086	<b>1'42.921</b> 1'43.007	9	0.086
11	<b>54 T. RAZGATLIOGLU</b>	TUR	Kawasaki ZX-10RR	32.615	30.808 0.046	20.386	19.208 0.053	<b>1'43.017</b> 1'43.116	11	0.099
12	<b>76 L. BAZ</b>	FRA	BMW S 1000 RR	32.586 0.068	30.650	20.582 0.045	19.216 0.130	<b>1'43.034</b> 1'43.277	12	0.243
13	<b>7 C. DAVIES</b>	GBR	Ducati Panigale R	32.251	30.842	20.514 0.052	19.654 0.068	<b>1'43.261</b> 1'43.381	13	0.120
14	<b>32 L. SAVADORI</b>	ITA	Aprilia RSV4 RF	32.675 0.040	30.856	20.484 0.037	19.314 0.048	<b>1'43.329</b> 1'43.454	14	0.125
15	<b>21 M. RINALDI</b>	ITA	Ducati Panigale R	32.659	30.870 0.053	20.560	19.444 0.116	<b>1'43.533</b> 1'43.702	15	0.169
16	<b>36 L. MERCADO</b>	ARG	Kawasaki ZX-10RR	32.602	30.951	20.545 0.126	19.516 0.033	<b>1'43.614</b> 1'43.773	16	0.159
17	<b>99 P. JACOBSEN</b>	USA	Honda CBR1000RR	32.790	31.174 0.016	20.678	19.218	<b>1'43.860</b> 1'43.876	17	0.016
18	<b>68 Y. HERNANDEZ</b>	COL	Kawasaki ZX-10RR	32.885	31.122	20.636 0.051	19.334	<b>1'43.977</b> 1'44.028	18	0.051
19	<b>40 R. RAMOS</b>	ESP	Kawasaki ZX-10RR	32.827	31.218	20.548 0.076	19.516 0.158	<b>1'44.109</b> 1'44.343	19	0.234
20	<b>96 J. SMRZ</b>	CZE	Yamaha YZF R1	34.018	32.250 0.023	21.350	19.781 0.074	<b>1'47.399</b> 1'47.496	20	0.097
<b>Overall Ideal Time</b>				32.162	30.381	20.182	19.040	<b>1'41.765</b>		

14/09/2018

These data/results cannot be reproduced, stored and/or transmitted in whole or in part by any manner of electronic, mechanical, photocopying, recording, broadcasting or otherwise now known or herein after developed without the previous express consent by the copyright owner, except for reproduction in daily press and regular printed publications on sale to the public within 60 days of the event related to those data/results and always provided that copyright symbol appears together as follows below.

© DORNA WSBK ORGANIZATION Srl 2018

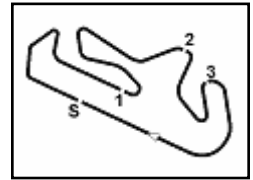
FICR PERUGIA TIMING



Official Tyre Supplier



Official Timekeeper



## NOLAN Portuguese Round, 14 - 16 September 2018

### World Superbike - Chronological Analysis Free Practice 1st Session

Portimao 4.592 m

1 / 3

1° 1 J. REA (1'41.817)							
Lap	Seg.1	Seg.2	Seg.3	Seg.4	Lap Time	km/h	Local Time
1		32.047	21.169	19.188			9:46'49.009
2	33.157	30.729	20.316	19.097	1'43.299	290,5	9:48'32.308
3	32.431	30.640	20.274	19.090	1'42.435	293,7	9:50'14.743
4	32.319	30.514	<b>20.182</b>	19.091	1'42.106	301,0	9:51'56.849
5	36.881	32.755	21.077	25.700	1'56.413P	296,1	9:53'53.262
6	12'38.443	32.357	21.181	19.434	13'51.415P		10:07'44.677
7	32.324	30.601	20.285	19.147	1'42.357	308,7	10:09'27.034
8	<b>32.162</b>	30.545	20.252	19.110	1'42.069	<b>309,6</b>	10:11'09.103
9	32.286	32.058	21.338	26.936	1'52.618P	302,7	10:13'01.721
10	7'25.807	39.409	21.998	19.429	8'46.643P		10:21'48.364
11	35.085	31.168	28.958	19.980	1'55.191	307,0	10:23'43.555
12	32.214	<b>30.381</b>	<b>20.182</b>	<b>19.040</b>	<b>1'41.817</b>	305,2	10:25'25.372

5	32.567	30.675	<b>20.244</b>	19.404	1'42.890	307,8	9:59'43.569
6	32.429	30.950	20.365	19.400	1'43.144	307,8	10:01'26.713
7	32.464	30.764	20.263	19.396	1'42.887	306,1	10:03'09.600
8	<b>32.230</b>	30.706	20.501	19.368	1'42.805	307,0	10:04'52.405
9	35.045	34.538	20.789	27.709	1'58.081P	307,8	10:06'50.486
10	9'45.660	31.272	20.613	19.521	10'57.066P		10:17'47.552
11	33.525	31.100	20.591	26.671	1'51.887P	<b>308,7</b>	10:19'39.439
12	2'58.963	31.110	20.389	19.446	4'09.908P		10:23'49.347
13	32.452	<b>30.563</b>	20.419	19.318	<b>1'42.752</b>	305,2	10:25'32.099

2° 81 J. TORRES (1'42.333)							
Lap	Seg.1	Seg.2	Seg.3	Seg.4	Lap Time	km/h	Local Time
1		33.510	21.709	20.018			9:47'11.306
2	33.363	31.197	20.711	19.253	1'44.524	301,8	9:48'55.830
3	32.644	31.066	20.747	19.266	1'43.723	300,2	9:50'39.553
4	32.588	30.953	20.552	19.234	1'43.327	300,2	9:52'22.880
5	32.623	30.965	20.442	19.449	1'43.479	301,0	9:54'06.359
6	32.396	30.839	20.309	19.437	1'42.981	305,2	9:55'49.340
7	33.640	31.050	20.787	32.752	1'58.229P	295,3	9:57'47.569
8	5'18.879	31.653	20.834	19.692	6'31.058P		10:04'18.627
9	32.717	30.798	<b>20.227</b>	19.582	1'43.324	298,5	10:06'01.951
10	32.532	37.734	20.587	19.574	1'50.427	298,5	10:07'52.378
11	32.617	30.769	20.399	19.532	1'43.317	305,2	10:09'35.695
12	32.723	30.868	20.483	19.600	1'43.674	305,2	10:11'19.369
13	32.708	31.070	20.507	19.719	1'44.004	300,2	10:13'03.373
14	32.681	30.783	20.554	19.639	1'43.657	302,7	10:14'47.030
15	35.285	31.201	20.647	28.610	1'55.743P	296,9	10:16'42.773
16	2'55.270	31.591	20.891	19.504	4'07.256P		10:20'50.029
17	<b>32.382</b>	<b>30.387</b>	20.372	<b>19.192</b>	<b>1'42.333</b>	301,8	10:22'32.362
18	32.384	30.504	20.327	19.299	1'42.514	305,2	10:24'14.876
19	33.517	31.353	20.698	19.430	1'44.998	<b>307,8</b>	10:25'59.874

5° 60 M. VAN DER MARK (1'42.770)							
Lap	Seg.1	Seg.2	Seg.3	Seg.4	Lap Time	km/h	Local Time
1		32.308	21.644	19.628			9:47'11.362
2	33.003	31.267	20.613	19.231	1'44.114	304,4	9:48'55.476
3	32.683	31.156	20.686	19.281	1'43.806	<b>307,0</b>	9:50'39.282
4	32.526	31.025	20.504	19.228	1'43.283	306,1	9:52'22.565
5	34.204	31.213	20.763	27.919	1'54.099P	306,1	9:54'16.664
6	6'35.285	31.534	20.809	19.437	7'47.065P		10:02'03.729
7	32.740	<b>30.708</b>	<b>20.307</b>	19.131	1'42.886	303,5	10:03'46.615
8	32.519	30.846	20.391	<b>19.118</b>	1'42.874	304,4	10:05'29.489
9	32.401	30.872	20.490	19.217	1'42.980	306,1	10:07'12.469
10	36.637	35.525	21.193	27.684	2'01.039P	306,1	10:09'13.508
11	9'03.350	30.825	20.526	19.282	10'13.983P		10:19'27.491
12	32.481	30.764	20.470	19.164	1'42.879	305,2	10:21'10.370
13	<b>32.352</b>	30.748	20.387	19.284	1'42.771	305,2	10:22'53.141
14	32.353	30.745	20.470	19.202	<b>1'42.770</b>	304,4	10:24'35.911
15	32.454	30.866	20.429	19.182	1'42.931	305,2	10:26'18.842

3° 66 T. SYKES (1'42.650)							
Lap	Seg.1	Seg.2	Seg.3	Seg.4	Lap Time	km/h	Local Time
1		32.662	22.091	19.948			9:48'21.561
2	32.845	30.810	20.379	19.313	1'43.347	296,9	9:50'04.908
3	32.561	30.828	20.474	19.374	1'43.237	303,5	9:51'48.145
4	32.553	30.824	<b>20.217</b>	19.236	1'42.830	306,1	9:53'30.975
5	32.995	31.632	21.716	19.551	1'45.894	304,4	9:55'16.869
6	32.500	30.641	20.454	<b>19.073</b>	1'42.668	307,8	9:56'59.537
7	40.037	32.237	21.452	26.173	1'59.899P	298,5	9:58'59.436
8	8'35.544	31.528	21.283	19.480	9'47.835P		10:08'47.271
9	32.448	<b>30.598</b>	20.406	19.198	<b>1'42.650</b>	<b>308,7</b>	10:10'29.921
10	33.282	32.125	21.732	19.775	1'46.914	<b>308,7</b>	10:12'16.835
11	32.580	30.647	20.375	19.253	1'42.855	305,2	10:13'59.690
12	39.877	31.956	21.678	19.752	1'53.263	301,8	10:15'52.953
13	32.494	30.605	20.351	19.220	1'42.670	302,7	10:17'35.623
14	33.033	32.264	21.395	19.789	1'46.481	305,2	10:19'22.104
15	32.625	30.648	20.374	19.264	1'42.911	306,1	10:21'05.015
16	32.462	39.219	21.551	19.952	1'53.184	307,0	10:22'58.199
17	<b>32.410</b>	30.714	20.388	19.239	1'42.751	304,4	10:24'40.950
18	36.082	36.399	21.526	21.306	1'55.313	304,4	10:26'36.263

6° 50 E. LAVERTY (1'42.778)							
Lap	Seg.1	Seg.2	Seg.3	Seg.4	Lap Time	km/h	Local Time
1		31.697	20.850	19.311			9:46'51.130
2	32.969	30.685	20.367	<b>19.121</b>	1'43.142	289,7	9:48'34.272
3	<b>32.476</b>	30.724	20.312	19.280	1'42.792	302,7	9:50'17.064
4	32.533	30.703	<b>20.289</b>	19.253	<b>1'42.778</b>	298,5	9:51'59.842
5	32.546	30.934	20.371	19.342	1'43.193	301,0	9:53'43.035
6	32.680	30.873	20.475	19.413	1'43.441	296,1	9:55'26.476
7	35.767	32.060	21.267	28.302	1'57.396P	300,2	9:57'23.872
8	9'45.822	32.386	21.186	19.628	10'59.022P		10:08'22.894
9	32.622	<b>30.661</b>	20.625	19.326	1'43.234	301,8	10:10'06.128
10	32.490	30.916	20.487	19.420	1'43.313	<b>307,0</b>	10:11'49.441
11	32.732	30.890	20.578	19.366	1'43.566	301,8	10:13'33.007
12	32.536	30.981	20.664	19.425	1'43.606	298,5	10:15'16.613
13	34.056	32.286	21.294	27.050	1'54.686P	301,0	10:17'11.299
14	7'21.601	31.642	20.461	19.426	8'33.130P		10:25'44.429

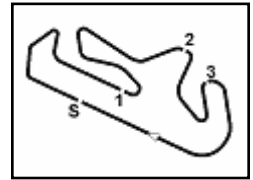
4° 12 X. FORES (1'42.752)							
Lap	Seg.1	Seg.2	Seg.3	Seg.4	Lap Time	km/h	Local Time
1		32.030	20.744	19.565			9:47'12.923
2	32.636	30.840	20.378	<b>19.246</b>	1'43.100	307,0	9:48'56.023
3	32.700	31.008	20.733	26.302	1'50.743P	292,1	9:50'46.766
4	6'02.860	31.097	20.430	19.526	7'13.913P		9:58'00.679

7° 33 M. MELANDRI (1'42.788)							
Lap	Seg.1	Seg.2	Seg.3	Seg.4	Lap Time	km/h	Local Time
1		33.926	21.995	19.807			9:47'25.360
2	34.210	32.203	20.827	19.511	1'46.751	275,7	9:49'12.111
3	32.821	31.084	20.366	19.390	1'43.661	298,5	9:50'55.772
4	32.710	30.681	20.298	19.402	1'43.091	300,2	9:52'38.863
5	34.866	32.348	20.974	19.572	1'47.760	282,9	9:54'26.623
6	32.545	30.717	<b>20.240</b>	<b>19.291</b>	1'42.793	298,5	9:56'09.416
7	33.843	31.942	20.719	26.749	1'53.253P	<b>303,5</b>	9:58'02.669
8	8'03.929	31.793	21.037	19.743	9'16.502P		10:07'19.171
9	33.269	31.953	22.886	19.903	1'48.011	301,0	10:09'07.182
10	33.420	31.081	20.332	19.392	1'44.225	<b>303,5</b>	10:10'51.407
11	32.467	32.323	20.733	19.424	1'44.947	302,7	10:12'36.354
12	32.492	<b>30.641</b>	20.297	19.358	<b>1'42.788</b>	302,7	10:14'19.142
13	32.428	34.628	21.226	26.486	1'54.768P	301,8	10:16'13.910
14	5'56.276	32.240	21.152	19.858	7'09.526P		10:23'23.436
15	<b>32.280</b>	31.253	20.449	19.323	1'43.305	302,7	10:25'06.741

14/09/2018 P = Pits In/Out - C = Lap Time Cancelled

These data/results cannot be reproduced, stored and/or transmitted in whole or in part by any manner of electronic, mechanical, photocopying, recording, broadcasting or otherwise now known or herein after developed without the previous express consent by the copyright owner, except for reproduction in daily press and regular printed publications on sale to the public within 60 days of the event related to those data/results and always provided that copyright symbol appears together as follows below.

© DORNA WSBK ORGANIZATION Srl 2018



## NOLAN Portuguese Round, 14 - 16 September 2018

### World Superbike - Chronological Analysis Free Practice 1st Session

Portimao 4.592 m

2 / 3

8° 22 A. LOWES (1'42.930)							
Lap	Seg.1	Seg.2	Seg.3	Seg.4	Lap Time	km/h	Local Time
1		33.914	22.444	19.690			9:47'45.243
2	33.363	31.363	20.754	19.400	1'44.880	305,2	9:49'30.123
3	40.013	38.133	20.920	19.536	1'58.602	296,1	9:51'28.725
4	32.974	30.973	20.484	19.301	1'43.732	306,1	9:53'12.457
5	32.842	30.930	20.545	19.317	1'43.634	296,1	9:54'56.091
6	32.836	33.515	23.919	34.232	2'04.502P	301,8	9:57'00.593
7	8'29.655	33.271	21.090	19.435	9'43.451P		10:06'44.044
8	32.520	31.055	20.670	19.303	1'43.548	305,2	10:08'27.592
9	39.614	33.123	22.745	31.266	2'06.748P	<b>309,6</b>	10:10'34.340
10	7'43.564	37.505	21.553	19.452	9'02.074P		10:19'36.414
11	32.521	30.809	<b>20.425</b>	<b>19.245</b>	1'43.000	305,2	10:21'19.414
12	<b>32.370</b>	<b>30.721</b>	20.483	19.356	<b>1'42.930</b>	307,0	10:23'02.344
13	32.834	30.796	20.638	19.324	1'43.592	305,2	10:24'45.936
14	32.676	30.852	20.613	19.348	1'43.489	300,2	10:26'29.425

12° 76 L. BAZ (1'43.277)							
Lap	Seg.1	Seg.2	Seg.3	Seg.4	Lap Time	km/h	Local Time
1		32.780	21.411	19.518			9:46'52.250
2	33.619	31.464	21.143	19.496	1'45.722	286,7	9:48'37.972
3	33.086	31.450	20.821	19.361	1'44.718	301,8	9:50'22.690
4	34.373	35.470	20.837	<b>19.216</b>	1'49.896	298,5	9:52'12.586
5	33.148	31.078	20.842	19.307	1'44.375	301,0	9:53'56.961
6	33.187	32.184	21.902	19.696	1'46.969	296,1	9:55'43.930
7	33.150	31.205	24.496	23.086	1'51.937	293,7	9:57'35.867
8	33.161	31.219	20.700	19.511	1'44.591	298,5	9:59'20.458
9	35.123	32.621	21.069	19.494	1'48.307	299,3	10:01'08.765
10	33.074	31.303	20.816	19.443	1'44.636	301,8	10:02'53.401
11	35.466	34.755	22.790	34.757	2'07.768P	302,7	10:05'01.169
12	7'44.393	32.324	25.558	19.659	9'01.934P		10:14'03.103
13	32.654	<b>30.650</b>	20.627	19.346	<b>1'43.277</b>	302,7	10:15'46.380
14	35.984	36.601	23.272	19.851	1'55.708	302,7	10:17'42.088
15	32.812	30.931	<b>20.582</b>	19.273	1'43.598	300,2	10:19'25.686
16	<b>32.586</b>	33.125	20.630	19.275	1'45.616	<b>303,5</b>	10:21'11.302
17	32.642	31.001	20.729	19.270	1'43.642	299,3	10:22'54.944
18	32.905	31.080	20.790	19.253	1'44.028	<b>303,5</b>	10:24'38.972
19	41.886	33.101	22.868	20.150	1'58.005	298,5	10:26'36.977

9° 2 L. CAMIER (1'43.007)							
Lap	Seg.1	Seg.2	Seg.3	Seg.4	Lap Time	km/h	Local Time
1		32.777	22.079	20.031			9:47'20.502
2	33.569	31.308	20.715	19.568	1'45.160	296,1	9:49'05.662
3	33.081	30.873	20.550	19.547	1'44.051	299,3	9:50'49.713
4	32.870	30.897	20.514	19.526	1'43.807	299,3	9:52'33.520
5	32.864	30.865	20.595	<b>19.439</b>	1'43.763	297,7	9:54'17.283
6	35.283	32.971	21.313	28.059	1'57.626P	295,3	9:56'14.909
7	8'57.567	31.611	21.338	19.754	10'10.270P		10:06'25.179
8	32.683	31.900	21.005	19.652	1'45.240	301,0	10:08'10.419
9	32.826	30.976	20.639	19.663	1'44.104	301,0	10:09'54.523
10	34.129	31.708	22.042	27.099	1'54.978P	295,3	10:11'49.501
11	7'56.448	31.346	20.686	19.595	9'08.075P		10:20'57.576
12	<b>32.394</b>	<b>30.593</b>	<b>20.495</b>	19.525	<b>1'43.007</b>	302,7	10:22'40.583
13	32.625	31.850	21.041	20.269	1'45.785	<b>303,5</b>	10:24'26.368
14	32.643	30.674	20.605	19.529	1'43.451	302,7	10:26'09.819

13° 7 C. DAVIES (1'43.381)							
Lap	Seg.1	Seg.2	Seg.3	Seg.4	Lap Time	km/h	Local Time
1		33.057	22.782	19.949			9:47'37.641
2	33.620	31.680	20.782	<b>19.654</b>	1'45.736	279,3	9:49'23.377
3	32.760	31.200	20.870	19.814	1'44.644	304,4	9:51'08.021
4	32.696	30.992	20.654	19.743	1'44.085	301,0	9:52'52.106
5	32.465	30.959	20.643	19.698	1'43.765	307,0	9:54'35.871
6	38.363	34.070	22.174	28.390	2'02.997P	291,3	9:56'38.868
7	10'01.123	33.517	22.200	19.855	11'16.695P		10:07'55.563
8	32.894	31.032	20.647	19.740	1'44.313	307,0	10:09'39.876
9	32.311	31.030	20.734	19.825	1'43.900	308,7	10:11'23.776
10	<b>32.251</b>	<b>30.842</b>	20.566	19.722	<b>1'43.381</b>	308,7	10:13'07.157
11	32.369	31.615	22.162	27.277	1'53.423P	<b>311,4</b>	10:15'00.580
12	5'31.505	32.097	24.290	20.457	6'48.349P		10:21'48.929
13	32.520	30.984	21.250	23.324	1'48.078	300,2	10:23'37.007
14	32.323	31.126	<b>20.514</b>	19.694	1'43.657	307,0	10:25'20.664

10° 45 J. GAGNE (1'43.041)							
Lap	Seg.1	Seg.2	Seg.3	Seg.4	Lap Time	km/h	Local Time
1		33.304	22.134	19.708			9:46'55.567
2	33.163	31.804	21.066	19.401	1'45.434	288,2	9:48'41.001
3	34.571	31.274	21.497	19.530	1'46.872	296,1	9:50'27.873
4	32.587	31.174	20.484	19.426	1'43.671	<b>302,7</b>	9:52'11.544
5	33.044	30.922	20.577	19.450	1'43.993	299,3	9:53'55.537
6	32.852	31.002	25.482	31.102	2'00.438P	301,0	9:55'55.975
7	7'33.924	31.877	21.208	19.736	8'46.745P		10:04'42.720
8	32.664	30.767	20.570	<b>19.307</b>	1'43.308	301,8	10:06'26.028
9	32.579	31.050	20.521	19.644	1'43.794	<b>302,7</b>	10:08'09.822
10	32.673	31.293	21.210	30.126	1'55.302P	299,3	10:10'05.124
11	8'32.284	31.220	20.673	19.496	9'43.673P		10:19'48.797
12	<b>32.481</b>	30.789	20.621	19.444	1'43.335	<b>302,7</b>	10:21'32.132
13	32.512	<b>30.635</b>	<b>20.473</b>	19.421	<b>1'43.041</b>	<b>302,7</b>	10:23'15.173
14	38.990	33.975	20.658	19.551	1'53.174	<b>302,7</b>	10:25'08.347

14° 32 L. SAVADORI (1'43.454)							
Lap	Seg.1	Seg.2	Seg.3	Seg.4	Lap Time	km/h	Local Time
1		34.736	22.465	19.587			9:47'31.006
2	35.663	31.772	21.073	19.435	1'47.943	259,2	9:49'18.949
3	33.230	31.077	20.640	<b>19.314</b>	1'44.261	297,7	9:51'03.210
4	32.715	<b>30.856</b>	20.521	19.362	<b>1'43.454</b>	304,4	9:52'46.664
5	32.680	31.097	20.662	19.512	1'43.951	304,4	9:54'30.615
6	35.533	33.776	21.741	27.446	1'58.496P	292,9	9:56'29.111
7	13'30.750	31.614	20.924	19.353	14'42.641P		10:11'11.752
8	<b>32.675</b>	30.923	<b>20.484</b>	19.502	1'43.584	<b>305,2</b>	10:12'55.336
9	40.539	32.402	20.921	19.639	1'53.501	<b>305,2</b>	10:14'48.837
10	32.918	31.107	20.742	19.565	1'44.332	301,8	10:16'33.169
11	35.071	32.239	21.648	26.969	1'55.927P	301,0	10:18'29.096
12	3'43.658	32.755	21.663	19.718	4'57.794P		10:23'26.890
13	32.753	31.273	20.741	19.511	1'44.278	302,7	10:25'11.168

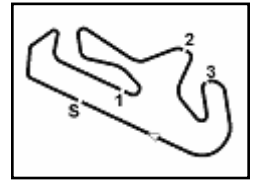
11° 54 T. RAZGATLIOGLU (1'43.116)							
Lap	Seg.1	Seg.2	Seg.3	Seg.4	Lap Time	km/h	Local Time
1		32.397	21.273	19.288			9:46'49.405
2	33.004	30.989	20.515	19.226	1'43.734	302,7	9:48'33.139
3	34.173	31.007	20.399	<b>19.208</b>	1'44.787	<b>306,1</b>	9:50'17.926
4	<b>32.615</b>	30.854	<b>20.386</b>	19.261	<b>1'43.116</b>	305,2	9:52'01.042
5	32.633	30.968	20.395	19.380	1'43.376	300,2	9:53'44.418
6	32.873	31.039	20.566	19.445	1'43.923	302,7	9:55'28.341
7	33.065	31.268	21.091	26.825	1'52.249P	304,4	9:57'20.590
8	14'43.853	31.587	21.220	19.410	15'56.070P		10:13'16.660
9	34.827	31.827	20.728	19.454	1'46.836	304,4	10:15'03.496
10	33.047	31.740	20.977	26.220	1'51.984P	300,2	10:16'55.480
11	4'06.243	31.475	20.888	19.706	5'18.312P		10:22'13.792

15° 21 M. RINALDI (1'43.702)							
Lap	Seg.1	Seg.2	Seg.3	Seg.4	Lap Time	km/h	Local Time
1		33.342	21.663	20.060			9:48'07.977
2	33.750	31.885	20.918	19.672	1'46.225	294,5	9:49'54.202
3	33.531	31.256	20.714	19.636	1'45.137	297,7	9:51'39.339
4	33.488	31.061	20.740	19.688	1'44.977	299,3	9:53'24.316

14/09/2018 P = Pits In/Out - C = Lap Time Cancelled

These data/results cannot be reproduced, stored and/or transmitted in whole or in part by any manner of electronic, mechanical, photocopying, recording, broadcasting or otherwise now known or herein after developed without the previous express consent by the copyright owner, except for reproduction in daily press and regular printed publications on sale to the public within 60 days of the event related to those data/results and always provided that copyright symbol appears together as follows below.

© DORNA WSBK ORGANIZATION Srl 2018



## NOLAN Portuguese Round, 14 - 16 September 2018

### World Superbike - Chronological Analysis Free Practice 1st Session

Portimao 4.592 m

3 / 3

Lap	Seg.1	Seg.2	Seg.3	Seg.4	Lap Time	km/h	Local Time
5	32.973	31.256	20.668	19.444	1'44.341	295,3	9:55'08.657
6	37.119	33.875	22.658	27.520	2'01.172P	298,5	9:57'09.829
7	13'20.445	32.675	22.628	25.363	14'41.111P		10:11'50.940
8	32.997	31.025	20.571	19.568	1'44.161	300,2	10:13'35.101
9	36.384	32.617	22.034	19.720	1'50.755	285,9	10:15'25.856
10	32.864	<b>30.870</b>	20.766	19.646	1'44.146	296,9	10:17'10.002
11	33.006	31.063	20.668	19.620	1'44.357	299,3	10:18'54.359
12	33.120	31.086	20.622	19.641	1'44.469	299,3	10:20'38.828
13	32.915	30.954	20.576	19.690	1'44.135	297,7	10:22'22.963
14	32.868	30.960	20.613	19.635	1'44.076	<b>301,0</b>	10:24'07.039
15	<b>32.659</b>	30.923	<b>20.560</b>	19.560	<b>1'43.702</b>	<b>301,0</b>	10:25'50.741

19° 40 R. RAMOS (1'44.343)							
Lap	Seg.1	Seg.2	Seg.3	Seg.4	Lap Time	km/h	Local Time
1		32.939	21.273	28.622			9:47'28.694
2	1'13.636	32.023	20.971	19.544	2'26.174P		9:49'54.868
3	33.296	31.461	20.680	<b>19.516</b>	1'44.953	292,9	9:51'39.821
4	33.582	31.297	20.585	19.827	1'45.291	280,7	9:53'25.112
5	33.162	31.226	20.701	19.655	1'44.744	288,2	9:55'09.856
6	36.442	32.187	22.255	19.657	1'50.541	280,7	9:57'00.397
7	33.727	31.882	21.457	27.592	1'54.658P	290,5	9:58'55.055
8	13'49.383	33.796	23.027	19.773	15'05.979P		10:14'01.034
9	33.193	31.374	21.866	19.854	1'46.287	292,9	10:15'47.321
10	32.943	31.248	20.718	19.715	1'44.624	296,1	10:17'31.945
11	32.958	31.370	20.558	19.642	1'44.528	296,9	10:19'16.473
12	35.937	33.347	<b>20.548</b>	19.713	1'49.545	<b>297,7</b>	10:21'06.018
13	<b>32.827</b>	<b>31.218</b>	20.624	19.674	<b>1'44.343</b>	295,3	10:22'50.361
14	36.620	32.394	22.802	19.588	1'51.404	<b>297,7</b>	10:24'41.765
15	32.930	39.833	20.866	21.065	1'54.694	295,3	10:26'36.459

16° 36 L. MERCADO (1'43.773)							
Lap	Seg.1	Seg.2	Seg.3	Seg.4	Lap Time	km/h	Local Time
1		33.489	21.776	19.922			9:46'55.107
2	33.233	32.028	20.928	19.661	1'45.850	297,7	9:48'40.957
3	32.952	31.750	20.836	19.777	1'45.315	303,5	9:50'26.272
4	32.862	37.041	28.479	27.070	2'05.452P	301,0	9:52'31.724
5	11'12.145	31.730	20.886	19.723	12'24.484P		10:04'56.208
6	32.874	31.572	20.747	19.642	1'44.835	<b>305,2</b>	10:06'41.043
7	32.688	31.617	20.739	19.620	1'44.664	301,0	10:08'25.707
8	32.873	31.405	20.838	26.046	1'51.162P	<b>305,2</b>	10:10'16.869
9	8'05.531	31.443	20.674	19.570	9'17.218P		10:19'34.087
10	33.063	31.215	20.657	19.520	1'44.455	302,7	10:21'18.542
11	33.642	31.109	<b>20.545</b>	<b>19.516</b>	1'44.812	<b>305,2</b>	10:23'03.354
12	<b>32.602</b>	<b>30.951</b>	20.671	19.549	<b>1'43.773</b>	302,7	10:24'47.127
13	32.743	31.001	20.831	19.694	1'44.269	<b>305,2</b>	10:26'31.396

20° 96 J. SMRZ (1'47.496)							
Lap	Seg.1	Seg.2	Seg.3	Seg.4	Lap Time	km/h	Local Time
1		37.996	24.256	34.670			9:47'48.230
2	1'35.749	37.668	24.253	20.291	2'57.961P		9:50'46.191
3	35.340	34.163	21.947	20.142	1'51.592	251,4	9:52'37.783
4	35.215	33.135	21.706	20.021	1'50.077	255,6	9:54'27.860
5	34.815	32.697	27.753	20.185	1'55.450	257,4	9:56'23.310
6	34.392	32.683	21.405	19.931	1'48.411	268,2	9:58'11.721
7	34.271	<b>32.250</b>	21.466	<b>19.781</b>	1'47.768	272,9	9:59'59.489
8	<b>34.018</b>	32.273	<b>21.350</b>	19.855	<b>1'47.496</b>	280,7	10:01'46.985
9	35.329	34.330	22.883	28.836	2'01.378P	271,6	10:03'48.363
10	13'20.170	33.811	22.183	20.077	14'36.241P		10:18'24.604
11	34.142	32.525	21.587	20.017	1'48.271	285,9	10:20'12.875
12	34.301	32.353	21.381	20.138	1'48.173	284,4	10:22'01.048
13	35.135	34.440	21.975	28.763	2'00.313P	<b>288,2</b>	10:24'01.361
14	1'43.425	37.204	26.300	32.786	3'19.715P		10:27'21.076

17° 99 P. JACOBSEN (1'43.876)							
Lap	Seg.1	Seg.2	Seg.3	Seg.4	Lap Time	km/h	Local Time
1		33.094	21.611	19.839			9:47'12.864
2	33.609	31.853	21.093	19.442	1'45.997	282,9	9:48'58.861
3	33.581	31.968	21.103	19.517	1'46.169	288,2	9:50'45.030
4	33.154	31.971	20.850	19.342	1'45.317	288,2	9:52'30.347
5	34.235	34.382	21.381	26.815	1'56.813P	280,0	9:54'27.160
6	9'27.359	32.703	21.605	19.675	10'41.342P		10:05'08.502
7	33.349	31.719	20.879	19.527	1'45.474	297,7	10:06'53.976
8	33.213	31.850	20.943	19.446	1'45.452	295,3	10:08'39.428
9	33.000	31.512	20.868	19.368	1'44.748	<b>301,8</b>	10:10'24.176
10	34.539	32.400	21.218	26.139	1'54.296P	287,4	10:12'18.472
11	6'19.221	32.730	20.890	19.342	7'32.183P		10:19'50.655
12	<b>32.790</b>	31.190	<b>20.678</b>	<b>19.218</b>	<b>1'43.876</b>	298,5	10:21'34.531
13	33.025	<b>31.174</b>	20.701	19.268	1'44.168	293,7	10:23'18.699
14	33.134	31.579	20.965	19.406	1'45.084	296,1	10:25'03.783

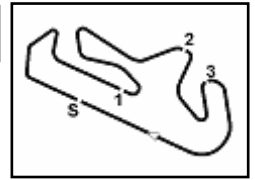
18° 68 Y. HERNANDEZ (1'44.028)							
Lap	Seg.1	Seg.2	Seg.3	Seg.4	Lap Time	km/h	Local Time
1		33.797	22.464	20.017			9:47'00.680
2	34.173	32.104	21.123	19.830	1'47.230	291,3	9:48'47.910
3	33.392	31.530	20.757	19.572	1'45.251	295,3	9:50'33.161
4	33.187	31.496	20.728	19.540	1'44.951	293,7	9:52'18.112
5	33.031	31.358	20.817	19.507	1'44.713	294,5	9:54'02.825
6	33.357	31.762	<b>20.636</b>	19.534	1'45.289	286,7	9:55'48.114
7	33.027	31.153	20.770	19.533	1'44.483	296,9	9:57'32.597
8	34.755	31.559	22.938	19.571	1'48.823	290,5	9:59'21.420
9	33.340	32.100	21.236	35.327	2'02.003P	288,2	10:01'23.423
10	10'59.330	31.642	20.855	19.812	12'11.639P		10:13'35.062
11	33.378	31.538	21.142	28.854	1'54.912P	287,4	10:15'29.974
12	3'07.671	31.473	20.794	19.442	4'19.380P		10:19'49.354
13	<b>32.885</b>	<b>31.122</b>	20.687	<b>19.334</b>	<b>1'44.028</b>	<b>299,3</b>	10:21'33.382
14	32.918	31.288	20.777	19.432	1'44.415	293,7	10:23'17.797
15	35.587	31.865	21.889	19.883	1'49.224	284,4	10:25'07.021

14/09/2018 P = Pits In/Out - C = Lap Time Cancelled

These data/results cannot be reproduced, stored and/or transmitted in whole or in part by any manner of electronic, mechanical, photocopying, recording, broadcasting or otherwise now known or herein after developed without the previous express consent by the copyright owner, except for reproduction in daily press and regular printed publications on sale to the public within 60 days of the event related to those data/results and always provided that copyright symbol appears together as follows below.

© DORNA WSBK ORGANIZATION Srl 2018

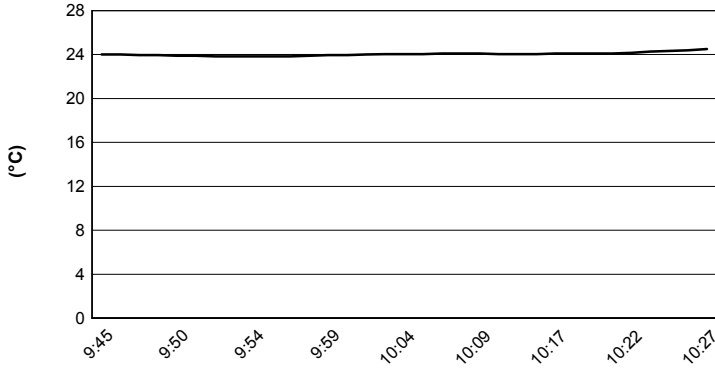




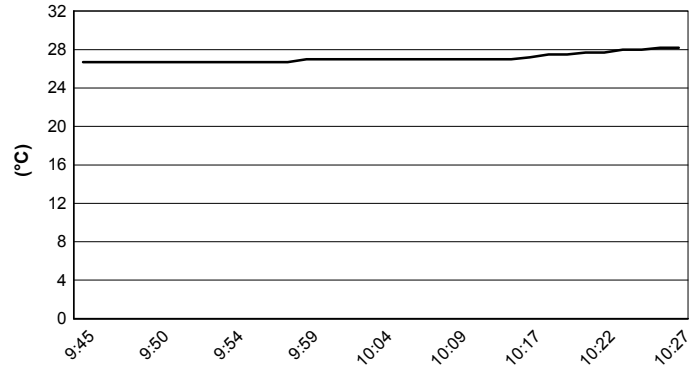
Portimao 4.592 m

**NOLAN Portuguese Round, 14 - 16 September 2018**  
**World Superbike - Weather Report Free Practice 1st Session**  
 Session started 09:45 - Session ended 10:28

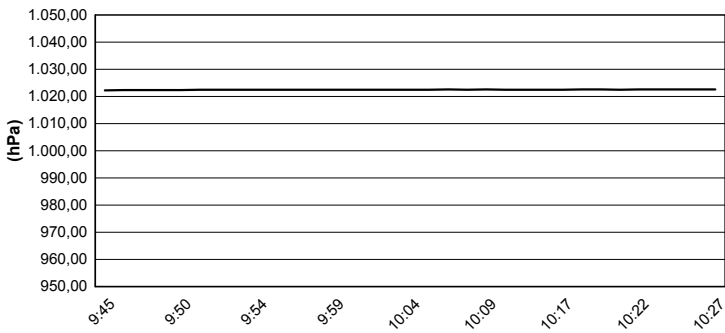
### Air Temperature



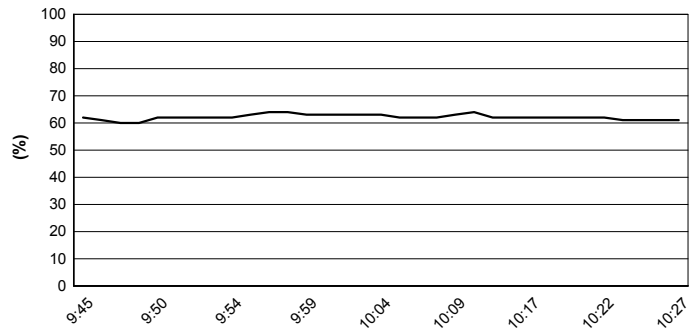
### Track Temperature



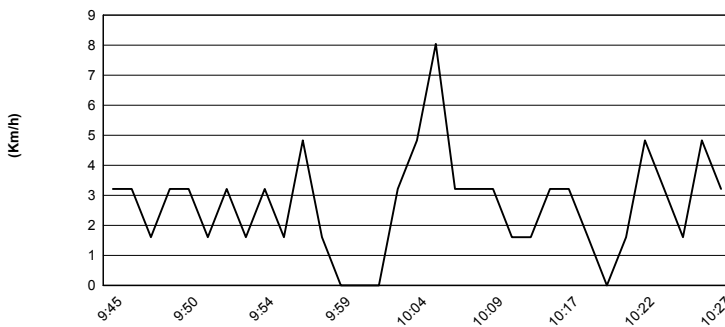
### Air Pressure



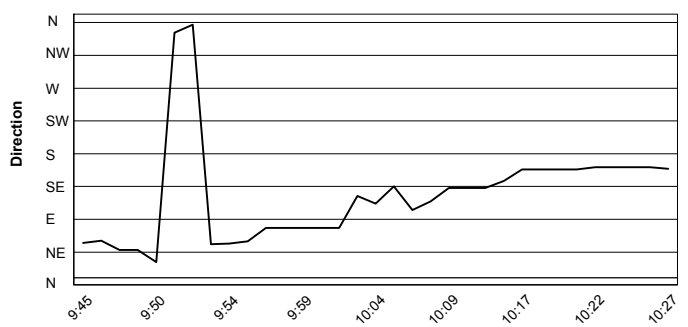
### Humidity



### Wind Speed



### Wind Direction



14/09/2018

These data/results cannot be reproduced, stored and/or transmitted in whole or in part by any manner of electronic, mechanical, photocopying, recording, broadcasting or otherwise now known or herein after developed without the previous express consent by the copyright owner, except for reproduction in daily press and regular printed publications on sale to the public within 60 days of the event related to those data/results and always provided that copyright symbol appears together as follows below.

© DORNA WSBK ORGANIZATION Srl 2018



Official Tyre Supplier



Official Timekeeper