

## NOLAN Portuguese Round, 14 - 16 September 2018

### World Superbike - Results Free Practice 4th Session

Portimao 4.592 m

1 / 2

No.	Rider	Nat	Team	Bike	Class	Time	Gap	Rel.	Laps	Speed	
										Avg	Max
1	33 M. MELANDRI	ITA	Aruba.it Racing - Ducati	Ducati Panigale R		<b>1'41.601</b>			10	162,707	<b>305,2</b>
2	1 J. REA	GBR	Kawasaki Racing Team WorldSBK	Kawasaki ZX-10RR		<b>1'41.666</b>	0.065	0.065	10	162,603	<b>308,7</b>
3	60 M. VAN DER MARK	NED	Pata Yamaha Official WorldSBK Team	Yamaha YZF R1		<b>1'42.275</b>	0.674	0.609	9	161,635	<b>303,5</b>
4	12 X. FORES	ESP	Barni Racing Team	Ducati Panigale R	IND	<b>1'42.358</b>	0.757	0.083	5	161,504	<b>302,7</b>
5	81 J. TORRES	ESP	MV Agusta Reparto Corse	MV Agusta 1000 F4		<b>1'42.359</b>	0.758	0.001	10	161,502	<b>305,2</b>
6	22 A. LOWES	GBR	Pata Yamaha Official WorldSBK Team	Yamaha YZF R1		<b>1'42.458</b>	0.857	0.099	11	161,346	<b>307,0</b>
7	66 T. SYKES	GBR	Kawasaki Racing Team WorldSBK	Kawasaki ZX-10RR		<b>1'42.469</b>	0.868	0.011	10	161,329	<b>305,2</b>
8	2 L. CAMIER	GBR	Red Bull Honda World Superbike Team	Honda CBR1000RR		<b>1'42.533</b>	0.932	0.064	9	161,228	<b>307,0</b>
9	50 E. LAVERTY	IRL	Milwaukee Aprilia	Aprilia RSV4 RF		<b>1'42.692</b>	1.091	0.159	8	160,978	<b>305,2</b>
10	7 C. DAVIES	GBR	Aruba.it Racing - Ducati	Ducati Panigale R		<b>1'42.762</b>	1.161	0.070	7	160,869	<b>308,7</b>
11	32 L. SAVADORI	ITA	Milwaukee Aprilia	Aprilia RSV4 RF		<b>1'42.984</b>	1.383	0.222	9	160,522	<b>302,7</b>
12	76 L. BAZ	FRA	GULF ALTHEA BMW Racing Team	BMW S 1000 RR		<b>1'43.033</b>	1.432	0.049	11	160,446	<b>301,8</b>
13	54 T. RAZGATLIOGLU	TUR	Kawasaki Puccetti Racing	Kawasaki ZX-10RR	IND	<b>1'43.088</b>	1.487	0.055	8	160,360	<b>307,0</b>
14	45 J. GAGNE	USA	Red Bull Honda World Superbike Team	Honda CBR1000RR		<b>1'43.184</b>	1.583	0.096	10	160,211	<b>303,5</b>
15	21 M. RINALDI	ITA	Aruba.it Racing - Junior Team	Ducati Panigale R	IND	<b>1'43.529</b>	1.928	0.345	8	159,677	<b>301,8</b>
16	36 L. MERCADO	ARG	Orelac Racing VerdNatura	Kawasaki ZX-10RR	IND	<b>1'43.535</b>	1.934	0.006	7	159,668	<b>298,5</b>
17	68 Y. HERNANDEZ	COL	Team Pedercini Racing	Kawasaki ZX-10RR	IND	<b>1'43.785</b>	2.184	0.250	9	159,283	<b>297,7</b>
18	40 R. RAMOS	ESP	Team GoEleven Kawasaki	Kawasaki ZX-10RR	IND	<b>1'44.086</b>	2.485	0.301	9	158,823	<b>298,5</b>
19	99 P. JACOBSEN	USA	TripleM Honda World Superbike Team	Honda CBR1000RR	IND	<b>1'44.514</b>	2.913	0.428	10	158,172	<b>295,3</b>
20	96 J. SMRZ	CZE	Guandalini Racing	Yamaha YZF R1	IND	<b>1'45.086</b>	3.485	0.572	9	157,311	<b>289,7</b>

Qualifying Lap Time (107% of 1'41.601): **1'48.714**

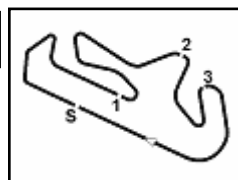
AIR	Humidity:	71%	Temp:	22°C
TRACK	Condition:	Dry	Temp:	25°C

Records	Pole (SP2)	2013 T.Sykes	1'41.360	163,090	Km/h
	Race (RC2)	2013 T.Sykes	1'42.475	161,320	Km/h
	Circuit (SP2)	2013 T.Sykes	1'41.360	163,090	Km/h

Start 15/09/2018 08:45 End 09:07 The results are provisional until the end of the time limit for protests and appeals and the completion of the technical checks.

These data/results cannot be reproduced, stored and/or transmitted in whole or in part by any manner of electronic, mechanical, photocopying, recording, broadcasting or otherwise now known or herein after developed without the previous express consent by the copyright owner, except for reproduction in daily press and regular printed publications on sale to the public within 60 days of the event related to those data/results and always provided that copyright symbol appears together as follows below.

© DORNA WSBK ORGANIZATION Srl 2018



## NOLAN Portuguese Round, 14 - 16 September 2018

### World Superbike - Results Free Practice 4th Session

#### Session Highlights

Local Time	No. Rider	Description
08.45.00		Start
08.45.13		WorldSBK Pit Intervention Time: 59 secs
08.52.08	<b>40 R. RAMOS</b>	On the Gravel - Re-Joined - Turn 3
09.00.09	<b>7 C. DAVIES</b>	On the Gravel - Re-Joined - Turn 1
09.01.35	<b>68 Y. HERNANDEZ</b>	On the Gravel - Re-Joined - Turn 3
09.03.13	<b>33 M. MELANDRI</b>	On the Gravel - Re-Joined - Turn 1
09.07.34		End Of Session

#### Fastest Laps Sequence

No.	Rider	Nat	Team	Bike	Local Time	Time	Gap	Avg
<b>50</b>	<b>E. LAVERTY</b>	IRL	Milwaukee Aprilia	Aprilia RSV4 RF	08:48'31.374	<b>1'42.692</b>		160,978
<b>81</b>	<b>J. TORRES</b>	ESP	MV Agusta Reparto Corse	MV Agusta 1000 F4	08:50'29.562	<b>1'42.359</b>	-0.333	161,502
<b>1</b>	<b>J. REA</b>	GBR	Kawasaki Racing Team WorldSBK	Kawasaki ZX-10RR	08:53'09.638	<b>1'42.149</b>	-0.210	161,834
<b>1</b>	<b>J. REA</b>	GBR	Kawasaki Racing Team WorldSBK	Kawasaki ZX-10RR	08:54'51.758	<b>1'42.120</b>	-0.029	161,880
<b>1</b>	<b>J. REA</b>	GBR	Kawasaki Racing Team WorldSBK	Kawasaki ZX-10RR	09:00'09.106	<b>1'42.023</b>	-0.097	162,034
<b>1</b>	<b>J. REA</b>	GBR	Kawasaki Racing Team WorldSBK	Kawasaki ZX-10RR	09:01'50.772	<b>1'41.666</b>	-0.357	162,603
<b>33</b>	<b>M. MELANDRI</b>	ITA	Aruba.it Racing - Ducati	Ducati Panigale R	09:02'53.220	<b>1'41.601</b>	-0.065	162,707

Start                      End                      The results are provisional until the end of the time limit for protests and appeals  
15/09/2018              08:45                      09:07                      and the completion of the technical checks.

These data/results cannot be reproduced, stored and/or transmitted in whole or in part by any manner of electronic, mechanical, photocopying, recording, broadcasting or otherwise now known or herein after developed without the previous express consent by the copyright owner, except for reproduction in daily press and regular printed publications on sale to the public within 60 days of the event related to those data/results and always provided that copyright symbol appears together as follows below.

© DORNA WSBK ORGANIZATION Srl 2018

## NOLAN Portuguese Round, 14 - 16 September 2018

### World Superbike - Best Sectors & Speed Free Practice 4th Session

Portimao 4.592 m

BEST LAP			
1	33 M. MELANDRI	Ducati Panigale R	1'41.601
2	1 J. REA	Kawasaki ZX-10RR	1'41.666
3	60 M. VAN DER MARK	Yamaha YZF R1	1'42.275
4	12 X. FORES	Ducati Panigale R	1'42.358
5	81 J. TORRES	MV Austa 1000 F4	1'42.359
6	22 A. LOWES	Yamaha YZF R1	1'42.458
7	66 T. SYKES	Kawasaki ZX-10RR	1'42.469
8	2 L. CAMIER	Honda CBR1000RR	1'42.533
9	50 E. LAVERTY	Aprilia RSV4 RF	1'42.692
10	7 C. DAVIES	Ducati Panigale R	1'42.762
11	32 L. SAVADORI	Aprilia RSV4 RF	1'42.984
12	76 L. BAZ	BMW S 1000 RR	1'43.033
13	54 T. RAZGATLIOGLU	Kawasaki ZX-10RR	1'43.088
14	45 J. GAGNE	Honda CBR1000RR	1'43.184
15	21 M. RINALDI	Ducati Panigale R	1'43.529
16	36 L. MERCADO	Kawasaki ZX-10RR	1'43.535
17	68 Y. HERNANDEZ	Kawasaki ZX-10RR	1'43.785
18	40 R. RAMOS	Kawasaki ZX-10RR	1'44.086
19	99 P. JACOBSEN	Honda CBR1000RR	1'44.514
20	96 J. SMRZ	Yamaha YZF R1	1'45.086

SPEED			
1	1 J. REA	Kawasaki ZX-10RR	308,7
2	7 C. DAVIES	Ducati Panigale R	308,7
3	54 T. RAZGATLIOGLU	Kawasaki ZX-10RR	307,0
4	22 A. LOWES	Yamaha YZF R1	307,0
5	2 L. CAMIER	Honda CBR1000RR	307,0
6	50 E. LAVERTY	Aprilia RSV4 RF	305,2
7	33 M. MELANDRI	Ducati Panigale R	305,2
8	66 T. SYKES	Kawasaki ZX-10RR	305,2
9	81 J. TORRES	MV Agusta 1000 F4	305,2
10	60 M. VAN DER MARK	Yamaha YZF R1	303,5
11	45 J. GAGNE	Honda CBR1000RR	303,5
12	12 X. FORES	Ducati Panigale R	302,7
13	32 L. SAVADORI	Aprilia RSV4 RF	302,7
14	76 L. BAZ	BMW S 1000 RR	301,8
15	21 M. RINALDI	Ducati Panigale R	301,8
16	36 L. MERCADO	Kawasaki ZX-10RR	298,5
17	40 R. RAMOS	Kawasaki ZX-10RR	298,5
18	68 Y. HERNANDEZ	Kawasaki ZX-10RR	297,7
19	99 P. JACOBSEN	Honda CBR1000RR	295,3
20	96 J. SMRZ	Yamaha YZF R1	289,7

SEG. 1		
1	1 J. REA	32.092
2	33 M. MELANDRI	32.100
3	7 C. DAVIES	32.164
4	12 X. FORES	32.202
5	81 J. TORRES	32.259
6	22 A. LOWES	32.285
7	60 M. VAN DER MARK	32.300
8	66 T. SYKES	32.350
9	50 E. LAVERTY	32.453
10	32 L. SAVADORI	32.470
11	2 L. CAMIER	32.499
12	76 L. BAZ	32.576
13	36 L. MERCADO	32.601
14	54 T. RAZGATLIOGLU	32.622
15	45 J. GAGNE	32.641
16	21 M. RINALDI	32.735
17	68 Y. HERNANDEZ	32.799
18	40 R. RAMOS	32.807
19	99 P. JACOBSEN	32.915
20	96 J. SMRZ	33.292

SEG. 2		
1	33 M. MELANDRI	30.280
2	1 J. REA	30.290
3	12 X. FORES	30.446
4	2 L. CAMIER	30.475
5	66 T. SYKES	30.495
6	60 M. VAN DER MARK	30.535
7	22 A. LOWES	30.545
8	81 J. TORRES	30.575
9	50 E. LAVERTY	30.580
10	7 C. DAVIES	30.664
11	32 L. SAVADORI	30.672
12	54 T. RAZGATLIOGLU	30.683
13	76 L. BAZ	30.765
14	21 M. RINALDI	30.837
15	45 J. GAGNE	30.861
16	36 L. MERCADO	30.870
17	68 Y. HERNANDEZ	30.960
18	40 R. RAMOS	30.982
19	99 P. JACOBSEN	31.350
20	96 J. SMRZ	31.402

SEG. 3		
1	33 M. MELANDRI	20.112
2	1 J. REA	20.142
3	81 J. TORRES	20.221
4	12 X. FORES	20.280
5	50 E. LAVERTY	20.285
6	60 M. VAN DER MARK	20.290
7	66 T. SYKES	20.324
8	2 L. CAMIER	20.351
9	54 T. RAZGATLIOGLU	20.362
10	7 C. DAVIES	20.364
11	36 L. MERCADO	20.388
12	22 A. LOWES	20.389
13	32 L. SAVADORI	20.389
14	45 J. GAGNE	20.398
15	40 R. RAMOS	20.462
16	68 Y. HERNANDEZ	20.469
17	76 L. BAZ	20.473
18	21 M. RINALDI	20.540
19	99 P. JACOBSEN	20.726
20	96 J. SMRZ	20.750

SEG. 4		
1	22 A. LOWES	18.995
2	1 J. REA	19.048
3	60 M. VAN DER MARK	19.062
4	12 X. FORES	19.095
5	33 M. MELANDRI	19.109
6	76 L. BAZ	19.126
7	81 J. TORRES	19.175
8	66 T. SYKES	19.207
9	2 L. CAMIER	19.208
10	45 J. GAGNE	19.209
11	50 E. LAVERTY	19.231
12	54 T. RAZGATLIOGLU	19.246
13	36 L. MERCADO	19.249
14	32 L. SAVADORI	19.269
15	21 M. RINALDI	19.286
16	99 P. JACOBSEN	19.335
17	68 Y. HERNANDEZ	19.362
18	7 C. DAVIES	19.434
19	96 J. SMRZ	19.480
20	40 R. RAMOS	19.489

15/09/2018

These data/results cannot be reproduced, stored and/or transmitted in whole or in part by any manner of electronic, mechanical, photocopying, recording, broadcasting or otherwise now known or herein after developed without the previous express consent by the copyright owner, except for reproduction in daily press and regular printed publications on sale to the public within 60 days of the event related to those data/results and always provided that copyright symbol appears together as follows below.

© DORNA WSBK ORGANIZATION Srl 2018

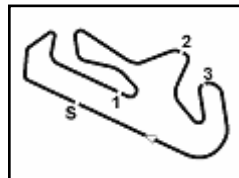
FICR PERUGIA TIMING



Official Tyre Supplier



Official Timekeeper



Portimao 4.592 m

## NOLAN Portuguese Round, 14 - 16 September 2018

### World Superbike - Ideal Times Free Practice 4th Session

No.	Rider	Nat	Bike	Seg. 1	Seg. 2	Seg. 3	Seg. 4	Ideal Time		
				Diff. 1	Diff. 2	Diff. 3	Diff. 4	Best Lap	Pos.	Diff.
1	1 J. REA	GBR	Kawasaki ZX-10RR	<b>32.092</b> 0.023	30.290	20.142 0.071	19.048	<b>1'41.572</b> 1'41.666	2	0.094
2	33 M. MELANDRI	ITA	Ducati Panigale R	32.100	<b>30.280</b>	<b>20.112</b>	19.109	<b>1'41.601</b> 1'41.601	1	
3	12 X. FORES	ESP	Ducati Panigale R	32.202	30.446	20.280 0.247	19.095 0.088	<b>1'42.023</b> 1'42.358	4	0.335
4	60 M. VAN DER MARK	NED	Yamaha YZF R1	32.300	30.535 0.005	20.290 0.012	19.062 0.071	<b>1'42.187</b> 1'42.275	3	0.088
5	22 A. LOWES	GBR	Yamaha YZF R1	32.285 0.070	30.545	20.389 0.029	<b>18.995</b> 0.145	<b>1'42.214</b> 1'42.458	6	0.244
6	81 J. TORRES	ESP	MV Agusta 1000 F4	32.259 0.090	30.575	20.221 0.039	19.175	<b>1'42.230</b> 1'42.359	5	0.129
7	66 T. SYKES	GBR	Kawasaki ZX-10RR	32.350 0.093	30.495	20.324	19.207	<b>1'42.376</b> 1'42.469	7	0.093
8	2 L. CAMIER	GBR	Honda CBR1000RR	32.499	30.475	20.351	19.208	<b>1'42.533</b> 1'42.533	8	
9	50 E. LAVERTY	IRL	Aprilia RSV4 RF	32.453 0.137	30.580	20.285	19.231 0.006	<b>1'42.549</b> 1'42.692	9	0.143
10	7 C. DAVIES	GBR	Ducati Panigale R	32.164 0.083	30.664	20.364	19.434 0.053	<b>1'42.626</b> 1'42.762	10	0.136
11	32 L. SAVADORI	ITA	Aprilia RSV4 RF	32.470 0.058	30.672 0.080	20.389	19.269 0.046	<b>1'42.800</b> 1'42.984	11	0.184
12	54 T. RAZGATLIOGLU	TUR	Kawasaki ZX-10RR	32.622 0.032	30.683 0.021	20.362	19.246 0.122	<b>1'42.913</b> 1'43.088	13	0.175
13	76 L. BAZ	FRA	BMW S 1000 RR	32.576 0.031	30.765 0.031	20.473	19.126 0.031	<b>1'42.940</b> 1'43.033	12	0.093
14	36 L. MERCADO	ARG	Kawasaki ZX-10RR	32.601 0.219	30.870	20.388	19.249 0.208	<b>1'43.108</b> 1'43.535	16	0.427
15	45 J. GAGNE	USA	Honda CBR1000RR	32.641	30.861 0.033	20.398	19.209 0.042	<b>1'43.109</b> 1'43.184	14	0.075
16	21 M. RINALDI	ITA	Ducati Panigale R	32.735 0.029	30.837	20.540 0.063	19.286 0.039	<b>1'43.398</b> 1'43.529	15	0.131
17	68 Y. HERNANDEZ	COL	Kawasaki ZX-10RR	32.799 0.121	30.960 0.074	20.469	19.362	<b>1'43.590</b> 1'43.785	17	0.195
18	40 R. RAMOS	ESP	Kawasaki ZX-10RR	32.807 0.298	30.982	20.462 0.023	19.489 0.025	<b>1'43.740</b> 1'44.086	18	0.346
19	99 P. JACOBSEN	USA	Honda CBR1000RR	32.915 0.097	31.350	20.726	19.335 0.091	<b>1'44.326</b> 1'44.514	19	0.188
20	96 J. SMRZ	CZE	Yamaha YZF R1	33.292	31.402 0.073	20.750	19.480 0.089	<b>1'44.924</b> 1'45.086	20	0.162
<b>Overall Ideal Time</b>				32.092	30.280	20.112	18.995	<b>1'41.479</b>		

15/09/2018

These data/results cannot be reproduced, stored and/or transmitted in whole or in part by any manner of electronic, mechanical, photocopying, recording, broadcasting or otherwise now known or herein after developed without the previous express consent by the copyright owner, except for reproduction in daily press and regular printed publications on sale to the public within 60 days of the event related to those data/results and always provided that copyright symbol appears together as follows below.

© DORNA WSBK ORGANIZATION Srl 2018

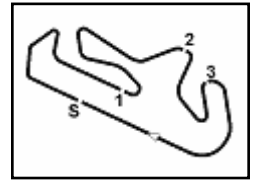
FICR PERUGIA TIMING



Official Tyre Supplier



Official Timekeeper



## NOLAN Portuguese Round, 14 - 16 September 2018

### World Superbike - Chronological Analysis Free Practice 4th Session

Portimao 4.592 m

1 / 3

1° 33 M. MELANDRI (1'41.601)								6° 22 A. LOWES (1'42.458)							
Lap	Seg.1	Seg.2	Seg.3	Seg.4	Lap Time	km/h	Local Time	Lap	Seg.1	Seg.2	Seg.3	Seg.4	Lap Time	km/h	Local Time
1		32.995	21.367	19.633			8:47'11.294	1		32.767	21.594	19.212			8:47'06.657
2	34.375	31.418	20.560	19.362	1'45.715	259,9	8:48'57.009	2	32.824	30.598	20.462	<b>18.995</b>	1'42.879	291,3	8:48'49.536
3	32.413	30.565	20.584	19.330	1'42.892	299,3	8:50'39.901	3	32.765	30.906	20.678	19.090	1'43.439	281,5	8:50'32.975
4	33.332	31.871	20.901	19.390	1'45.494	303,5	8:52'25.395	4	32.553	30.633	<b>20.389</b>	19.061	1'42.636	298,5	8:52'15.611
5	32.325	30.836	20.288	19.287	1'42.736	301,8	8:54'08.131	5	32.355	<b>30.545</b>	20.418	19.140	<b>1'42.458</b>	301,0	8:53'58.069
6	34.540	33.415	21.946	19.424	1'49.325	295,3	8:55'57.456	6	32.450	30.963	20.529	19.185	1'43.127	303,5	8:55'41.196
7	32.273	30.670	20.234	27.369	1'50.546P	<b>305,2</b>	8:57'48.002	7	32.498	30.651	20.410	19.182	1'42.741	302,7	8:57'23.937
8	2'11.360	32.141	20.746	19.370	3'23.617P		9:01'11.619	8	<b>32.285</b>	30.777	20.543	19.224	1'42.829	306,1	8:59'06.766
9	<b>32.100</b>	<b>30.280</b>	<b>20.112</b>	<b>19.109</b>	<b>1'41.601</b>	303,5	9:02'53.220	9	32.443	31.278	20.557	19.356	1'43.634	<b>307,0</b>	9:00'50.400
10	40.275	37.251	22.633	22.526	2'02.685	303,5	9:04'55.905	10	32.777	30.978	20.675	19.262	1'43.692	302,7	9:02'34.092
11	49.348	40.211	25.754	34.018	2'29.331P	198,1	9:07'25.236	11	32.772	30.777	20.597	19.409	1'43.555	298,5	9:04'17.647
								12	32.708	30.621	20.511	19.282	1'43.122	303,5	9:06'00.769

2° 1 J. REA (1'41.666)								7° 66 T. SYKES (1'42.469)							
Lap	Seg.1	Seg.2	Seg.3	Seg.4	Lap Time	km/h	Local Time	Lap	Seg.1	Seg.2	Seg.3	Seg.4	Lap Time	km/h	Local Time
1		31.949	21.175	26.976			8:46'55.772	1		34.173	21.707	20.081			8:47'54.014
2	1'33.365	32.608	24.011	19.222	2'49.206P		8:49'44.978	2	33.046	31.282	21.976	19.631	1'45.935	296,1	8:49'39.949
3	32.379	30.603	20.390	19.139	1'42.511	303,5	8:51'27.489	3	32.767	30.619	20.575	19.363	1'43.324	300,2	8:51'23.273
4	32.356	30.464	<b>20.142</b>	19.187	1'42.149	301,0	8:53'09.638	4	32.464	30.550	20.362	19.329	1'42.705	302,7	8:53'05.978
5	32.189	30.502	20.280	19.149	1'42.120	305,2	8:54'51.758	5	32.570	30.731	20.334	19.338	1'42.973	302,7	8:54'48.951
6	32.284	30.603	20.348	19.171	1'42.406	307,0	8:56'34.164	6	36.311	31.278	20.464	19.314	1'47.367	296,9	8:56'36.318
7	37.346	34.722	21.483	19.368	1'52.919	290,5	8:58'27.083	7	32.443	<b>30.495</b>	<b>20.324</b>	<b>19.207</b>	<b>1'42.469</b>	<b>305,2</b>	8:58'18.787
8	32.272	30.372	20.308	19.071	1'42.023	307,8	9:00'09.106	8	32.357	31.776	21.055	19.546	1'44.734	301,8	9:00'03.521
9	32.115	<b>30.290</b>	20.213	<b>19.048</b>	<b>1'41.666</b>	307,0	9:01'50.772	9	32.449	30.675	20.521	19.264	1'42.909	303,5	9:01'46.430
10	32.954	31.362	26.621	19.698	1'50.635	307,0	9:03'41.407	10	32.441	30.759	21.598	19.868	1'44.666	301,8	9:03'31.096
11	<b>32.092</b>	30.441	20.206	19.063	1'41.802	<b>308,7</b>	9:05'23.209	11	<b>32.350</b>	30.524	20.371	19.257	1'42.502	302,7	9:05'13.598

3° 60 M. VAN DER MARK (1'42.275)								8° 2 L. CAMIER (1'42.533)							
Lap	Seg.1	Seg.2	Seg.3	Seg.4	Lap Time	km/h	Local Time	Lap	Seg.1	Seg.2	Seg.3	Seg.4	Lap Time	km/h	Local Time
1		31.742	21.093	19.378			8:46'48.756	1		32.078	20.929	19.491			8:47'20.660
2	32.881	<b>30.535</b>	<b>20.290</b>	<b>19.062</b>	1'42.768	292,1	8:48'31.524	2	32.649	30.795	20.630	19.374	1'43.448	302,7	8:49'04.108
3	32.725	30.655	20.327	19.151	1'42.858	288,2	8:50'14.382	3	33.266	30.677	20.609	19.449	1'44.001	283,7	8:50'48.109
4	32.716	30.628	20.403	26.213	1'49.960P	296,9	8:52'04.342	4	32.547	30.646	20.555	19.389	1'43.137	300,2	8:52'31.246
5	4'38.043	31.731	21.485	19.641	5'50.900P		8:57'55.242	5	32.566	30.772	20.515	19.412	1'43.265	303,5	8:54'14.511
6	<b>32.300</b>	30.540	20.302	19.133	<b>1'42.275</b>	<b>303,5</b>	8:59'37.517	6	34.071	31.692	21.060	26.404	1'53.227P	303,5	8:56'07.738
7	32.415	30.578	20.406	19.277	1'42.676	298,5	9:01'20.193	7	3'47.609	31.497	22.075	19.657	5'00.838P		9:01'08.576
8	33.997	30.803	20.428	19.231	1'44.459	301,8	9:03'04.652	8	32.567	30.589	20.510	19.312	1'42.978	302,7	9:02'51.554
9	32.618	30.585	20.302	19.136	1'42.641	300,2	9:04'47.293	9	35.563	32.790	22.533	19.777	1'50.663	288,2	9:04'42.217
10	32.305	30.610	20.327	19.086	1'42.328	301,8	9:06'29.621	10	<b>32.499</b>	<b>30.475</b>	<b>20.351</b>	<b>19.208</b>	<b>1'42.533</b>	<b>307,0</b>	9:06'24.750

4° 12 X. FORES (1'42.358)								9° 50 E. LAVERTY (1'42.692)							
Lap	Seg.1	Seg.2	Seg.3	Seg.4	Lap Time	km/h	Local Time	Lap	Seg.1	Seg.2	Seg.3	Seg.4	Lap Time	km/h	Local Time
1		31.763	21.082	19.417			8:46'49.062	1		31.757	21.119	19.506			8:46'48.682
2	32.829	30.530	20.327	<b>19.095</b>	1'42.781	279,3	8:48'31.843	2	32.590	<b>30.580</b>	<b>20.285</b>	19.237	<b>1'42.692</b>	303,5	8:48'31.374
3	32.592	30.657	20.407	19.234	1'42.890	288,2	8:50'14.733	3	32.531	30.700	20.382	<b>19.231</b>	1'42.844	304,4	8:50'14.218
4	33.462	30.669	<b>20.280</b>	19.230	1'43.641	296,9	8:51'58.374	4	32.572	30.718	20.451	19.373	1'43.114	303,5	8:51'57.332
5	<b>32.202</b>	<b>30.446</b>	20.527	19.183	<b>1'42.358</b>	<b>302,7</b>	8:53'40.732	5	32.477	30.766	20.413	19.418	1'43.074	300,2	8:53'40.406
6	33.193	33.177	23.015	28.291	1'57.676P	292,9	8:55'38.408	6	32.589	30.724	20.526	19.343	1'43.182	301,0	8:55'23.588

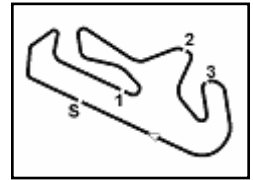
  

5° 81 J. TORRES (1'42.359)								10° 7 C. DAVIES (1'42.762)							
Lap	Seg.1	Seg.2	Seg.3	Seg.4	Lap Time	km/h	Local Time	Lap	Seg.1	Seg.2	Seg.3	Seg.4	Lap Time	km/h	Local Time
1		33.312	20.992	19.654			8:47'03.826	1		37.749	21.055	19.697			8:48'42.414
2	32.891	30.726	20.428	19.332	1'43.377	294,5	8:48'47.203	2	32.418	30.785	20.613	19.551	1'43.367	301,8	8:50'25.781
3	32.349	<b>30.575</b>	20.260	<b>19.175</b>	<b>1'42.359</b>	299,3	8:50'29.562	3	32.212	30.796	20.657	19.476	1'43.141	305,2	8:52'08.922
4	<b>32.259</b>	31.032	20.430	19.350	1'43.071	296,9	8:52'12.633	4	36.572	33.999	25.818	23.833	2'00.222	<b>308,7</b>	8:54'09.144
5	32.486	30.650	20.428	19.341	1'42.905	300,2	8:53'55.538	5	32.796	30.829	20.439	<b>19.434</b>	1'43.498	302,7	8:55'52.642
6	32.615	30.707	<b>20.221</b>	19.380	1'42.923	300,2	8:55'38.461	6	<b>32.164</b>	30.720	20.387	19.496	1'42.767	<b>308,7</b>	8:57'35.409
7	32.490	30.680	20.317	19.414	1'42.901	296,9	8:57'21.362	7	32.247	<b>30.664</b>	<b>20.364</b>	19.487	<b>1'42.762</b>	306,1	8:59'18.171
8	32.531	30.584	20.529	19.459	1'43.103	301,8	8:59'04.465	8	41.984	33.455	23.290	27.896	2'06.625P	277,8	9:01'24.796
9	32.585	30.953	20.767	27.386	1'51.691P	<b>305,2</b>	9:00'56.156								
10	1'44.329	31.142	25.038	21.376	3'01.885P		9:03'58.041								
11	32.728	30.590	20.322	19.451	1'43.091	294,5	9:05'41.132								

15/09/2018 P = Pits In/Out - C = Lap Time Cancelled

These data/results cannot be reproduced, stored and/or transmitted in whole or in part by any manner of electronic, mechanical, photocopying, recording, broadcasting or otherwise now known or herein after developed without the previous express consent by the copyright owner, except for reproduction in daily press and regular printed publications on sale to the public within 60 days of the event related to those data/results and always provided that copyright symbol appears together as follows below.

© DORNA WSBK ORGANIZATION Srl 2018



## NOLAN Portuguese Round, 14 - 16 September 2018

### World Superbike - Chronological Analysis Free Practice 4th Session

Portimao 4.592 m

2 / 3

11° 32 L. SAVADORI (1'42.984)							
Lap	Seg.1	Seg.2	Seg.3	Seg.4	Lap Time	km/h	Local Time
1		33.465	21.350	19.508			8:47'04.722
2	33.223	31.171	20.773	19.325	1'44.492	291,3	8:48'49.214
3	35.264	31.374	20.892	19.398	1'46.928	280,0	8:50'36.142
4	32.787	30.923	20.479	<b>19.269</b>	1'43.458	300,2	8:52'19.600
5	32.528	30.752	<b>20.389</b>	19.315	<b>1'42.984</b>	301,8	8:54'02.584
6	32.663	30.841	20.437	19.328	1'43.269	297,7	8:55'45.853
7	<b>32.470</b>	30.816	20.624	19.331	1'43.241	<b>302,7</b>	8:57'29.094
8	34.558	32.180	22.436	27.186	1'56.360P	292,9	8:59'25.454
9	3'14.666	32.031	22.159	22.767	4'31.623P		9:03'57.077
10	32.597	<b>30.672</b>	20.621	19.343	1'43.233	298,5	9:05'40.310

16° 36 L. MERCADO (1'43.535)							
Lap	Seg.1	Seg.2	Seg.3	Seg.4	Lap Time	km/h	Local Time
1		34.528	21.163	19.457			8:47'04.248
2	33.354	31.211	20.554	19.623	1'44.742	286,7	8:48'48.990
3	32.910	31.438	20.752	<b>19.249</b>	1'44.349	295,3	8:50'33.339
4	<b>32.601</b>	31.009	20.523	19.510	1'43.643	296,1	8:52'16.982
5	32.833	31.024	20.554	19.543	1'43.954	297,7	8:54'00.936
6	32.858	31.394	20.590	26.997	1'51.839P	<b>298,5</b>	8:55'52.775
7	6'33.547	31.482	20.592	19.485	7'45.106P		9:03'37.881
8	32.820	<b>30.870</b>	<b>20.388</b>	19.457	<b>1'43.535</b>	296,1	9:05'21.416

12° 76 L. BAZ (1'43.033)							
Lap	Seg.1	Seg.2	Seg.3	Seg.4	Lap Time	km/h	Local Time
1		32.057	21.071	19.344			8:46'50.528
2	33.254	31.077	20.578	19.374	1'44.283	290,5	8:48'34.811
3	33.243	30.854	20.488	19.164	1'43.749	<b>301,8</b>	8:50'18.560
4	32.797	<b>30.765</b>	20.535	19.257	1'43.354	299,3	8:52'01.914
5	<b>32.576</b>	30.848	20.483	19.222	1'43.129	298,5	8:53'45.043
6	32.607	30.796	<b>20.473</b>	19.157	<b>1'43.033</b>	301,0	8:55'28.076
7	32.815	31.055	20.581	19.283	1'43.734	298,5	8:57'11.810
8	33.085	30.904	21.453	<b>19.126</b>	1'44.568	299,3	8:58'56.378
9	32.783	30.898	20.685	19.264	1'43.630	298,5	9:00'40.008
10	37.685	32.180	21.187	19.232	1'50.284	<b>301,8</b>	9:02'30.292
11	32.744	31.075	20.764	19.175	1'43.758	301,0	9:04'14.050
12	33.009	31.090	20.591	19.328	1'44.018	300,2	9:05'58.068

17° 68 Y. HERNANDEZ (1'43.785)							
Lap	Seg.1	Seg.2	Seg.3	Seg.4	Lap Time	km/h	Local Time
1		32.467	21.261	19.416			8:46'50.778
2	33.688	31.164	20.695	19.425	1'44.972	281,5	8:48'35.750
3	32.920	31.034	<b>20.469</b>	<b>19.362</b>	<b>1'43.785</b>	281,5	8:50'19.535
4	33.466	32.514	22.823	20.655	1'49.458	287,4	8:52'08.993
5	33.232	31.233	20.779	28.994	1'54.238P	270,2	8:54'03.231
6	3'47.139	31.460	22.597	20.304	5'01.500P		8:59'04.731
7	<b>32.799</b>	<b>30.960</b>	20.574	19.520	1'43.853	<b>297,7</b>	9:00'48.584
8	1'04.208	33.461	29.282	19.497	2'26.448	292,9	9:03'15.032
9	33.062	31.298	20.763	19.544	1'44.667	296,1	9:04'59.699
10	38.557	31.929	22.222	19.829	1'52.537	275,0	9:06'52.236

13° 54 T. RAZGATLIOGLU (1'43.088)							
Lap	Seg.1	Seg.2	Seg.3	Seg.4	Lap Time	km/h	Local Time
1		31.997	21.292	19.275			8:46'50.826
2	33.211	30.968	20.617	<b>19.246</b>	1'44.042	292,1	8:48'34.868
3	32.654	30.704	<b>20.362</b>	19.368	<b>1'43.088</b>	<b>307,0</b>	8:50'17.956
4	32.701	<b>30.683</b>	20.462	19.293	1'43.139	301,8	8:52'01.095
5	<b>32.622</b>	30.907	20.365	19.273	1'43.167	300,2	8:53'44.262
6	32.751	30.810	20.426	19.390	1'43.377	297,7	8:55'27.639
7	32.835	32.027	20.498	19.251	1'44.611	295,3	8:57'12.250
8	32.870	30.882	20.485	19.397	1'43.634	292,9	8:58'55.884
9	37.753	33.006	23.015	28.439	2'02.213P	299,3	9:00'58.097

18° 40 R. RAMOS (1'44.086)							
Lap	Seg.1	Seg.2	Seg.3	Seg.4	Lap Time	km/h	Local Time
1		32.025	21.027	19.863			8:49'52.996
2	33.294	31.294	20.845	19.770	1'45.203	293,7	8:51'38.199
3	36.374	35.352	20.841	19.679	1'52.246	297,7	8:53'30.445
4	33.162	31.107	<b>20.462</b>	19.767	1'44.498	296,9	8:55'14.943
5	<b>32.807</b>	31.479	20.795	19.583	1'44.664	<b>298,5</b>	8:56'59.607
6	32.913	37.165	27.874	<b>19.489</b>	1'57.441	296,9	8:58'57.048
7	33.105	<b>30.982</b>	20.485	19.514	<b>1'44.086</b>	287,4	9:00'41.134
8	37.066	32.189	22.794	21.399	1'53.448	292,9	9:02'34.582
9	32.891	31.010	23.874	19.967	1'47.742	286,7	9:04'22.324
10	38.376			21.018	2'03.058	293,7	9:06'25.382

14° 45 J. GAGNE (1'43.184)							
Lap	Seg.1	Seg.2	Seg.3	Seg.4	Lap Time	km/h	Local Time
1		32.977	21.389	19.540			8:47'11.542
2	34.346	32.300	20.681	19.249	1'46.576	264,9	8:48'58.118
3	32.730	30.867	20.496	<b>19.209</b>	1'43.302	297,7	8:50'41.420
4	32.645	31.754	21.404	25.191	1'50.994P	296,9	8:52'32.414
5	1'20.635	31.843	21.014	19.489	2'32.981P		8:55'05.395
6	32.931	30.933	20.545	19.358	1'43.767	296,1	8:56'49.162
7	<b>32.641</b>	30.894	<b>20.398</b>	19.251	<b>1'43.184</b>	<b>303,5</b>	8:58'32.346
8	32.654	31.214	20.423	19.247	1'43.538	300,2	9:00'15.884
9	34.347	35.335	23.809	21.864	1'55.355	299,3	9:02'11.239
10	32.840	30.982	21.068	19.498	1'44.388	298,5	9:03'55.627
11	32.726	<b>30.861</b>	20.513	19.318	1'43.418	299,3	9:05'39.045

19° 99 P. JACOBSEN (1'44.514)							
Lap	Seg.1	Seg.2	Seg.3	Seg.4	Lap Time	km/h	Local Time
1		33.367	21.838	19.823			8:47'17.283
2	33.556	31.952	21.301	19.678	1'46.487	289,7	8:49'03.770
3	33.800	31.477	20.814	<b>19.335</b>	1'45.426	289,7	8:50'49.196
4	33.160	31.562	20.780	19.480	1'44.982	286,7	8:52'34.178
5	<b>32.915</b>	31.410	20.822	19.435	1'44.582	292,1	8:54'18.760
6	34.986	33.344	21.666	19.815	1'49.811	286,7	8:56'08.571
7	33.269	32.105	21.478	19.702	1'46.554	286,7	8:57'55.125
8	33.093	31.483	20.733	19.492	1'44.801	280,0	8:59'39.926
9	34.811	32.775	21.400	19.737	1'48.723	290,5	9:01'22.649
10	33.012	<b>31.350</b>	<b>20.726</b>	19.426	<b>1'44.514</b>	<b>295,3</b>	9:03'13.163
11	36.544	32.783	21.625	19.910	1'50.862	289,0	9:05'04.025

15° 21 M. RINALDI (1'43.529)							
Lap	Seg.1	Seg.2	Seg.3	Seg.4	Lap Time	km/h	Local Time
1		33.836	22.114	19.846			8:47'36.621
2	34.300	31.945	21.123	19.566	1'46.934	280,7	8:49'23.555
3	33.049	31.270	20.617	19.382	1'44.318	295,3	8:51'07.873
4	32.795	31.094	20.586	19.358	1'43.833	301,0	8:52'51.706
5	32.764	<b>30.837</b>	20.603	19.325	<b>1'43.529</b>	<b>301,8</b>	8:54'35.235
6	<b>32.735</b>	31.149	20.695	27.777	1'52.356P	<b>301,8</b>	8:56'27.591
7	4'30.094	31.972	21.182	19.468	5'42.716P		9:02'10.307

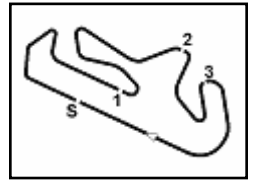
20° 96 J. SMRZ (1'45.086)							
Lap	Seg.1	Seg.2	Seg.3	Seg.4	Lap Time	km/h	Local Time
1		34.870	21.870	20.041			8:47'06.201
2	34.583	32.028	21.442	19.608	1'47.661	275,0	8:48'53.862
3	33.685	31.680	21.124	19.532	1'46.021	284,4	8:50'39.883
4	33.773	31.857	20.986	19.501	1'46.117	280,0	8:52'26.000
5	37.014	33.381	23.799	28.205	2'02.399P	269,6	8:54'28.399
6	3'30.824	34.626	25.610	19.711	4'50.771P		8:59'19.170
7	33.970	31.491	20.921	<b>19.480</b>	1'45.862	272,9	9:01'05.032
8	33.745	<b>31.402</b>	20.959	19.496	1'45.602	287,4	9:02'50.634

15/09/2018 P = Pits In/Out - C = Lap Time Cancelled

These data/results cannot be reproduced, stored and/or transmitted in whole or in part by any manner of electronic, mechanical, photocopying, recording, broadcasting or otherwise now known or herein after developed without the previous express consent by the copyright owner, except for reproduction in daily press and regular printed publications on sale to the public within 60 days of the event related to those data/results and always provided that copyright symbol appears together as follows below.

© DORNA WSBK ORGANIZATION Srl 2018





Portimao 4.592 m

3 / 3

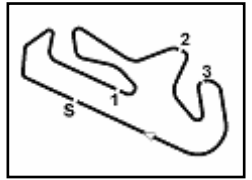
9	33.440	31.428	20.969	19.590	1'45.427	<b>289,7</b>	9:04'36.061
10	<b>33.292</b>	31.475	<b>20.750</b>	19.569	<b>1'45.086</b>	287,4	9:06'21.147

15/09/2018 P = Pits In/Out - C = Lap Time Cancelled

These data/results cannot be reproduced, stored and/or transmitted in whole or in part by any manner of electronic, mechanical, photocopying, recording, broadcasting or otherwise now known or herein after developed without the previous express consent by the copyright owner, except for reproduction in daily press and regular printed publications on sale to the public within 60 days of the event related to those data/results and always provided that copyright symbol appears together as follows below.

© DORNA WSBK ORGANIZATION Srl 2018

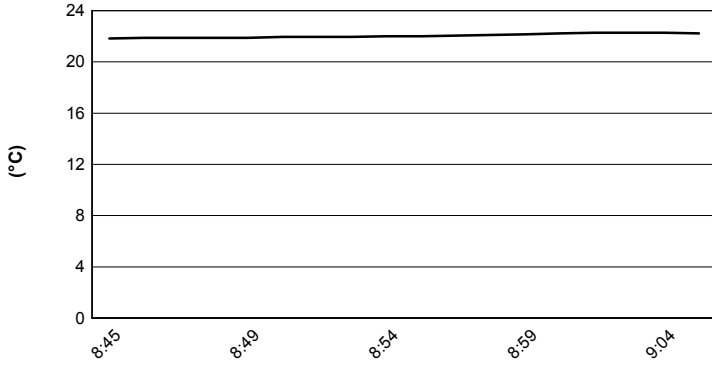




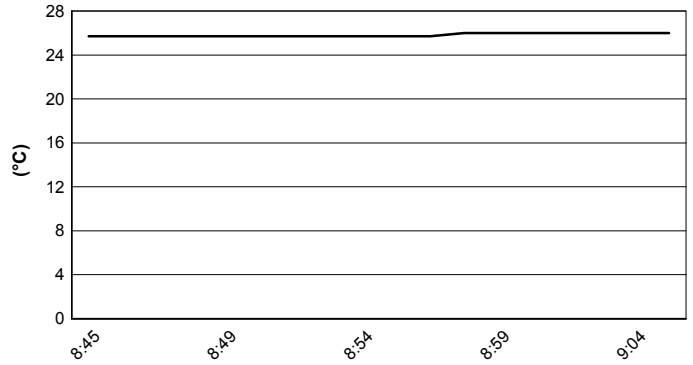
Portimao 4.592 m

**NOLAN Portuguese Round, 14 - 16 September 2018**  
**World Superbike - Weather Report Free Practice 4th Session**  
 Session started 08:45 - Session ended 9:07

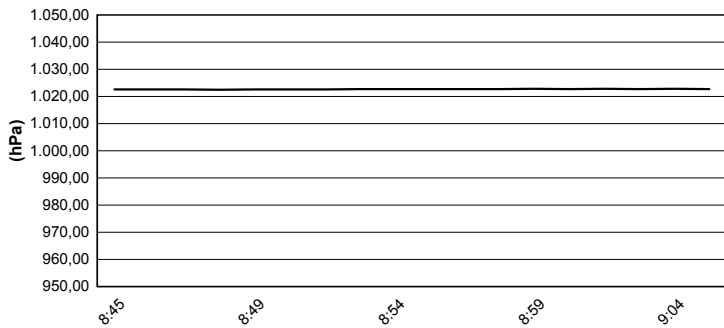
## Air Temperature



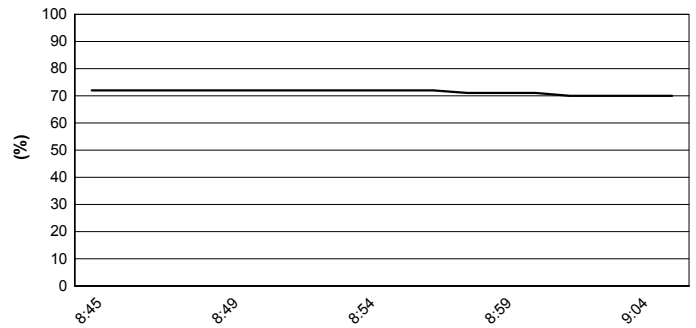
## Track Temperature



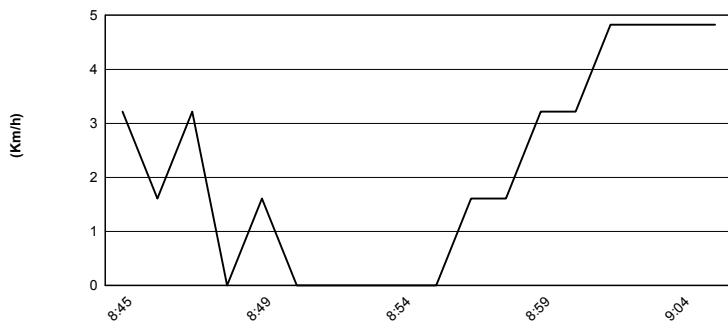
## Air Pressure



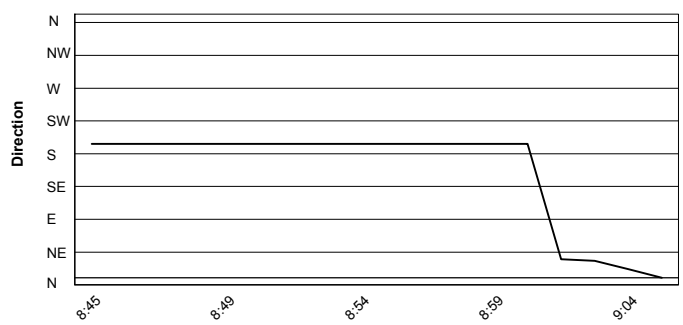
## Humidity



## Wind Speed



## Wind Direction



15/09/2018

These data/results cannot be reproduced, stored and/or transmitted in whole or in part by any manner of electronic, mechanical, photocopying, recording, broadcasting or otherwise now known or herein after developed without the previous express consent by the copyright owner, except for reproduction in daily press and regular printed publications on sale to the public within 60 days of the event related to those data/results and always provided that copyright symbol appears together as follows below.

© DORNA WSBK ORGANIZATION Srl 2018