

Portimao 4.592 m

1 / 2

NOLAN Portuguese Round, 14 - 16 September 2018

World Superbike - Results Superpole 1

No.	Rider	Nat	Team	Bike	Class	Time	Gap	Rel.	Laps	Speed	
										Avg	Max
1*	32 L. SAVADORI	ITA	Milwaukee Aprilia	Aprilia RSV4 RF		1'41.457			5	162,938	307,0
2*	76 L. BAZ	FRA	GULF ALTHEA BMW Racing Team	BMW S 1000 RR		1'41.674	0.217	0.217	7	162,590	307,8
3	2 L. CAMIER	GBR	Red Bull Honda World Superbike Team	Honda CBR1000RR		1'42.019	0.562	0.345	7	162,040	307,8
4	7 C. DAVIES	GBR	Aruba.it Racing - Ducati	Ducati Panigale R		1'42.045	0.588	0.026	5	161,999	307,8
5	45 J. GAGNE	USA	Red Bull Honda World Superbike Team	Honda CBR1000RR		1'42.653	1.196	0.608	6	161,040	304,4
6	36 L. MERCADO	ARG	Orelac Racing VerdNatura	Kawasaki ZX-10RR	IND	1'42.812	1.355	0.159	4	160,791	304,4
7	68 Y. HERNANDEZ	COL	Team Pedercini Racing	Kawasaki ZX-10RR	IND	1'42.844	1.387	0.032	7	160,741	297,7
8	99 P. JACOBSEN	USA	TripleM Honda World Superbike Team	Honda CBR1000RR	IND	1'43.018	1.561	0.174	5	160,469	299,3
9	40 R. RAMOS	ESP	Team GoEleven Kawasaki	Kawasaki ZX-10RR	IND	1'43.586	2.129	0.568	6	159,589	296,1
10	96 J. SMRZ	CZE	Guandalini Racing	Yamaha YZF R1	IND	1'43.984	2.527	0.398	7	158,978	293,7

* Qualified to Superpole 2

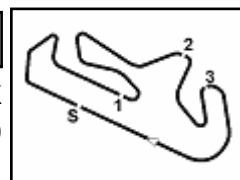
AIR	Humidity:	58%	Temp:	24°C
TRACK	Condition:	Dry	Temp:	28°C

Records	Pole (SP2)	2013	T.Sykes	1'41.360	163,090	Km/h
	Race (RC2)	2013	T.Sykes	1'42.475	161,320	Km/h
	Circuit (SP2)	2013	T.Sykes	1'41.360	163,090	Km/h

Start	End	The results are provisional until the end of the time limit for protests and appeals and the completion of the technical checks.
15/09/2018 10:30	10:46	

These data/results cannot be reproduced, stored and/or transmitted in whole or in part by any manner of electronic, mechanical, photocopying, recording, broadcasting or otherwise now known or herein after developed without the previous express consent by the copyright owner, except for reproduction in daily press and regular printed publications on sale to the public within 60 days of the event related to those data/results and always provided that copyright symbol appears together as follows below.

© DORNA WSBK ORGANIZATION Srl 2018



NOLAN Portuguese Round, 14 - 16 September 2018

World Superbike - Results Superpole 1

Session Highlights

Local Time	No. Rider	Description
10.30.00		Start
10.46.49		End Of Session

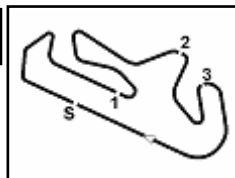
Fastest Laps Sequence

No.	Rider	Nat	Team	Bike	Local Time	Time	Gap	Avg
45	J. GAGNE	USA	Red Bull Honda World Superbike Team	Honda CBR1000RR	10:33'31.712	1'42.766		160,863
2	L. CAMIER	GBR	Red Bull Honda World Superbike Team	Honda CBR1000RR	10:33'33.414	1'42.421	-0.345	161,404
76	L. BAZ	FRA	GULF ALTHEA BMW Racing Team	BMW S 1000 RR	10:33'34.351	1'42.255	-0.166	161,666
32	L. SAVADORI	ITA	Milwaukee Aprilia	Aprilia RSV4 RF	10:33'53.269	1'41.716	-0.539	162,523
76	L. BAZ	FRA	GULF ALTHEA BMW Racing Team	BMW S 1000 RR	10:43'01.945	1'41.674	-0.042	162,590
32	L. SAVADORI	ITA	Milwaukee Aprilia	Aprilia RSV4 RF	10:45'05.380	1'41.457	-0.217	162,938

15/09/2018 Start End The results are provisional until the end of the time limit for protests and appeals
10:30 10:46 and the completion of the technical checks.

These data/results cannot be reproduced, stored and/or transmitted in whole or in part by any manner of electronic, mechanical, photocopying, recording, broadcasting or otherwise now known or herein after developed without the previous express consent by the copyright owner, except for reproduction in daily press and regular printed publications on sale to the public within 60 days of the event related to those data/results and always provided that copyright symbol appears together as follows below.

© DORNA WSBK ORGANIZATION Srl 2018



Portimao 4.592 m

NOLAN Portuguese Round, 14 - 16 September 2018 World Superbike - Best Sectors & Speed Superpole 1

BEST LAP			
1	32 L. SAVADORI	Aprilia RSV4 RF	1'41.457
2	76 L. BAZ	BMW S 1000 RR	1'41.674
3	2 L. CAMIER	Honda CBR1000RR	1'42.019
4	7 C. DAVIES	Ducati Panigale R	1'42.045
5	45 J. GAGNE	Honda CBR1000RR	1'42.653
6	36 L. MERCADO	Kawasaki ZX-10RR	1'42.812
7	68 Y. HERNANDEZ	Kawasaki ZX-10RR	1'42.844
8	99 P. JACOBSEN	Honda CBR1000RR	1'43.018
9	40 R. RAMOS	Kawasaki ZX-10RR	1'43.586
10	96 J. SMRZ	Yamaha YZF R1	1'43.984

SPEED			
1	76 L. BAZ	BMW S 1000 RR	307,8
2	7 C. DAVIES	Ducati Panigale R	307,8
3	2 L. CAMIER	Honda CBR1000RR	307,8
4	32 L. SAVADORI	Aprilia RSV4 RF	307,0
5	45 J. GAGNE	Honda CBR1000RR	304,4
6	36 L. MERCADO	Kawasaki ZX-10RR	304,4
7	99 P. JACOBSEN	Honda CBR1000RR	299,3
8	68 Y. HERNANDEZ	Kawasaki ZX-10RR	297,7
9	40 R. RAMOS	Kawasaki ZX-10RR	296,1
10	96 J. SMRZ	Yamaha YZF R1	293,7

SEG. 1			SEG. 2			SEG. 3			SEG. 4		
1	7 C. DAVIES	31.963	1	76 L. BAZ	30.263	1	7 C. DAVIES	20.145	1	99 P. JACOBSEN	18.901
2	32 L. SAVADORI	32.008	2	32 L. SAVADORI	30.264	2	32 L. SAVADORI	20.172	2	76 L. BAZ	18.943
3	76 L. BAZ	32.147	3	7 C. DAVIES	30.367	3	2 L. CAMIER	20.202	3	32 L. SAVADORI	18.953
4	45 J. GAGNE	32.181	4	2 L. CAMIER	30.378	4	36 L. MERCADO	20.268	4	68 Y. HERNANDEZ	19.082
5	2 L. CAMIER	32.208	5	45 J. GAGNE	30.638	5	76 L. BAZ	20.298	5	45 J. GAGNE	19.116
6	36 L. MERCADO	32.434	6	36 L. MERCADO	30.686	6	45 J. GAGNE	20.311	6	2 L. CAMIER	19.134
7	68 Y. HERNANDEZ	32.525	7	68 Y. HERNANDEZ	30.697	7	40 R. RAMOS	20.359	7	96 J. SMRZ	19.298
8	99 P. JACOBSEN	32.686	8	99 P. JACOBSEN	30.845	8	68 Y. HERNANDEZ	20.380	8	7 C. DAVIES	19.325
9	40 R. RAMOS	32.717	9	40 R. RAMOS	30.859	9	99 P. JACOBSEN	20.400	9	36 L. MERCADO	19.326
10	96 J. SMRZ	32.934	10	96 J. SMRZ	30.945	10	96 J. SMRZ	20.671	10	40 R. RAMOS	19.407

15/09/2018

These data/results cannot be reproduced, stored and/or transmitted in whole or in part by any manner of electronic, mechanical, photocopying, recording, broadcasting or otherwise now known or herein after developed without the previous express consent by the copyright owner, except for reproduction in daily press and regular printed publications on sale to the public within 60 days of the event related to those data/results and always provided that copyright symbol appears together as follows below.

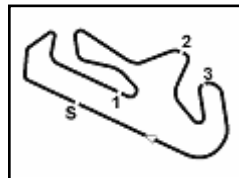
© DORNA WSBK ORGANIZATION Srl 2018

FICR PERUGIA TIMING


Official Tyre Supplier



Official Timekeeper



Portimao 4.592 m

NOLAN Portuguese Round, 14 - 16 September 2018

World Superbike - Ideal Times Superpole 1

No.	Rider	Nat	Bike	Seg. 1	Seg. 2	Seg. 3	Seg. 4	Ideal Time		
				Diff. 1	Diff. 2	Diff. 3	Diff. 4	Best Lap	Pos.	Diff.
1	32 L. SAVADORI	ITA	Aprilia RSV4 RF	32.008	30.264	20.172 0.031	18.953 0.029	1'41.397	1	0.060
2	76 L. BAZ	FRA	BMW S 1000 RR	32.147 0.023	30.263	20.298	18.943	1'41.651	2	0.023
3	7 C. DAVIES	GBR	Ducati Panigale R	31.963 0.117	30.367	20.145 0.128	19.325	1'41.800	4	0.245
4	2 L. CAMIER	GBR	Honda CBR1000RR	32.208 0.032	30.378 0.001	20.202	19.134 0.064	1'41.922	3	0.097
5	45 J. GAGNE	USA	Honda CBR1000RR	32.181 0.394	30.638	20.311	19.116 0.013	1'42.246	5	0.407
6	68 Y. HERNANDEZ	COL	Kawasaki ZX-10RR	32.525 0.018	30.697	20.380	19.082 0.142	1'42.684	7	0.160
7	36 L. MERCADO	ARG	Kawasaki ZX-10RR	32.434 0.098	30.686	20.268	19.326	1'42.714	6	0.098
8	99 P. JACOBSEN	USA	Honda CBR1000RR	32.686 0.170	30.845	20.400 0.016	18.901	1'42.832	8	0.186
9	40 R. RAMOS	ESP	Kawasaki ZX-10RR	32.717	30.859	20.359	19.407 0.244	1'43.342	9	0.244
10	96 J. SMRZ	CZE	Yamaha YZF R1	32.934	30.945	20.671 0.080	19.298 0.056	1'43.848	10	0.136
Overall Ideal Time				31.963	30.263	20.145	18.901	1'41.272		

15/09/2018

These data/results cannot be reproduced, stored and/or transmitted in whole or in part by any manner of electronic, mechanical, photocopying, recording, broadcasting or otherwise now known or herein after developed without the previous express consent by the copyright owner, except for reproduction in daily press and regular printed publications on sale to the public within 60 days of the event related to those data/results and always provided that copyright symbol appears together as follows below.

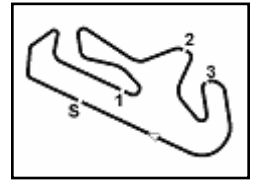
© DORNA WSBK ORGANIZATION Srl 2018

PIRELLI PERUGIA TIMING


Official Tyre Supplier



Official Timekeeper



Portimao 4.592 m

NOLAN Portuguese Round, 14 - 16 September 2018 World Superbike - Chronological Analysis Superpole 1

1° 32 L. SAVADORI (1'41.457)							
Lap	Seg.1	Seg.2	Seg.3	Seg.4	Lap Time	km/h	Local Time
1		31.677	20.895	33.239			10:32'11.553
2	32.078	30.513	20.172	18.953	1'41.716	302,7	10:33'53.269
3	32.317	30.393	20.192	18.956	1'41.858	300,2	10:35'35.127
4	34.014	31.955	21.095	26.218	1'53.282P	268,9	10:37'28.409
5	4'41.029	34.740	20.709	19.036	5'55.514P		10:43'23.923
6	32.008	30.264	20.203	18.982	1'41.457	307,0	10:45'05.380

2° 76 L. BAZ (1'41.674)							
Lap	Seg.1	Seg.2	Seg.3	Seg.4	Lap Time	km/h	Local Time
1		31.853	20.720	19.125			10:31'52.096
2	32.495	30.460	20.334	18.966	1'42.255	307,0	10:33'34.351
3	32.509	30.480	20.375	19.069	1'42.433	304,4	10:35'16.784
4	37.096	31.568	20.766	25.065	1'54.495P	290,5	10:37'11.279
5	2'57.983	31.305	20.725	18.979	4'08.992P		10:41'20.271
6	32.170	30.263	20.298	18.943	1'41.674	306,1	10:43'01.945
7	32.147	36.386	21.131	19.220	1'48.884	307,8	10:44'50.829
8	32.310	30.576	20.615	26.361	1'49.862P	305,2	10:46'40.691

3° 2 L. CAMIER (1'42.019)							
Lap	Seg.1	Seg.2	Seg.3	Seg.4	Lap Time	km/h	Local Time
1		31.420	21.085	19.257			10:31'50.993
2	32.369	30.441	20.449	19.162	1'42.421	307,8	10:33'33.414
3	32.445	30.378	20.320	19.134	1'42.277	303,5	10:35'15.691
4	34.247	31.743	21.558	26.509	1'54.057P	285,9	10:37'09.748
5	2'55.560	31.201	20.802	19.421	4'06.984P		10:41'16.732
6	32.208	30.391	20.308	19.192	1'42.099	307,8	10:42'58.831
7	32.240	30.379	20.202	19.198	1'42.019	307,0	10:44'40.850
8	32.329	30.482	20.444	19.358	1'42.613	305,2	10:46'23.463

4° 7 C. DAVIES (1'42.045)							
Lap	Seg.1	Seg.2	Seg.3	Seg.4	Lap Time	km/h	Local Time
1		32.079	21.052	19.805			10:32'47.089
2	32.080	30.367	20.273	19.325	1'42.045	307,8	10:34'29.134
3	32.901	32.520	22.033	26.894	1'54.348P	306,1	10:36'23.482
4	4'48.553	32.000	22.504	19.785	6'02.842P		10:42'26.324
5	32.093	30.430	20.145	19.395	1'42.063	302,7	10:44'08.387
6	31.963	30.514	20.256	19.367	1'42.100	301,8	10:45'50.487

5° 45 J. GAGNE (1'42.653)							
Lap	Seg.1	Seg.2	Seg.3	Seg.4	Lap Time	km/h	Local Time
1		31.966	20.775	19.244			10:31'48.946
2	32.565	30.677	20.408	19.116	1'42.766	300,2	10:33'31.712
3	32.575	30.638	20.311	19.129	1'42.653	300,2	10:35'14.365
4	35.845	31.685	20.887	25.304	1'53.721P	292,9	10:37'08.086
5	3'28.449	31.683	25.343	19.327	4'44.802P		10:41'52.888
6	39.045	31.027	29.774	21.385	2'01.231	303,5	10:43'54.119
7	32.181	34.717	20.853	19.240	1'46.991	304,4	10:45'41.110

6° 36 L. MERCADO (1'42.812)							
Lap	Seg.1	Seg.2	Seg.3	Seg.4	Lap Time	km/h	Local Time
1		35.197	20.965	29.696			10:32'08.859
2	32.532	30.686	20.268	19.326	1'42.812	302,7	10:33'51.671
3	32.434	30.828	20.461	19.348	1'43.071	304,4	10:35'34.742
4	35.174	31.945	20.706	26.061	1'53.886P	289,0	10:37'28.628
5	2'44.928	32.690	20.974	25.899	4'04.491P		10:41'33.119

7° 68 Y. HERNANDEZ (1'42.844)							
Lap	Seg.1	Seg.2	Seg.3	Seg.4	Lap Time	km/h	Local Time
1		31.992	20.520	19.257			10:31'52.358
2	32.813	31.054	20.456	19.198	1'43.521	291,3	10:33'35.879
3	32.725	30.912	20.490	19.416	1'43.543	290,5	10:35'19.422

4	34.789	31.475	20.720	27.276	1'54.260P	297,7	10:37'13.682
5	2'55.973	31.072	20.728	19.082	4'06.855P		10:41'20.537
6	32.543	30.697	20.380	19.224	1'42.844	296,9	10:43'03.381
7	32.525	30.705	20.556	19.361	1'43.147	297,7	10:44'46.528
8	32.567	30.807	20.556	19.470	1'43.400	297,7	10:46'29.928

8° 99 P. JACOBSEN (1'43.018)							
Lap	Seg.1	Seg.2	Seg.3	Seg.4	Lap Time	km/h	Local Time
1		31.836	20.886	19.183			10:31'51.996
2	32.856	30.845	20.416	18.901	1'43.018	299,3	10:33'35.014
3	36.793	32.298	21.387	28.114	1'58.592P	296,9	10:35'33.606
4	5'10.004	38.790	21.777	19.558	6'30.129P		10:42'03.735
5	32.686	31.047	20.400	19.226	1'43.359	298,5	10:43'47.094
6	35.950	32.951	24.405	19.344	1'52.650	290,5	10:45'39.744

9° 40 R. RAMOS (1'43.586)							
Lap	Seg.1	Seg.2	Seg.3	Seg.4	Lap Time	km/h	Local Time
1		35.448	20.821	31.008			10:32'09.529
2	33.590	31.683	20.397	19.407	1'45.077	289,7	10:33'54.606
3	32.947	30.900	20.471	19.513	1'43.831	289,0	10:35'38.437
4	33.940	31.357	20.777	25.963	1'52.037P	272,3	10:37'30.474
5	2'52.599	31.468	39.870	19.601	4'23.538P		10:41'54.012
6	35.961	33.641	25.983	25.672	2'01.257	294,5	10:43'55.269
7	32.717	30.859	20.359	19.651	1'43.586	296,1	10:45'38.855

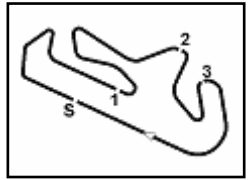
10° 96 J. SMRZ (1'43.984)							
Lap	Seg.1	Seg.2	Seg.3	Seg.4	Lap Time	km/h	Local Time
1		33.395	21.243	19.431			10:31'53.786
2	33.115	31.133	20.691	19.298	1'44.237	286,7	10:33'38.023
3	33.216	31.014	20.678	19.301	1'44.209	291,3	10:35'22.232
4	33.720	32.113	21.475	26.152	1'53.460P	288,2	10:37'15.692
5	1'35.601	33.166	21.824	19.513	2'50.104P		10:40'05.796
6	32.934	30.945	20.751	19.354	1'43.984	293,7	10:41'49.780
7	32.981	31.207	20.671	19.336	1'44.195	289,0	10:43'33.975
8	33.065	31.087	20.918	19.456	1'44.526	293,7	10:45'18.501

15/09/2018

P = Pits In/Out - C = Lap Time Cancelled

These data/results cannot be reproduced, stored and/or transmitted in whole or in part by any manner of electronic, mechanical, photocopying, recording, broadcasting or otherwise now known or herein after developed without the previous express consent by the copyright owner, except for reproduction in daily press and regular printed publications on sale to the public within 60 days of the event related to those data/results and always provided that copyright symbol appears together as follows below.

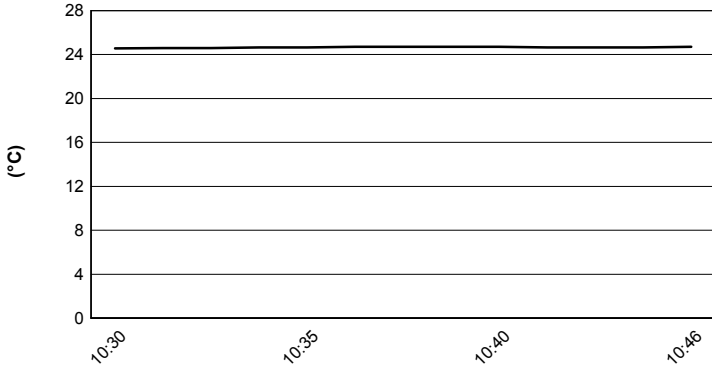
© DORNA WSBK ORGANIZATION Srl 2018



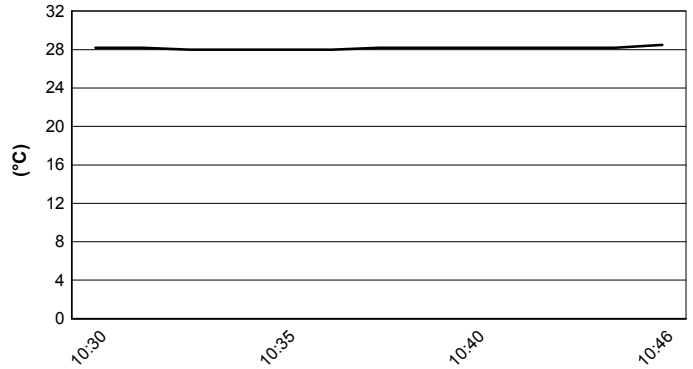
Portimao 4.592 m

NOLAN Portuguese Round, 14 - 16 September 2018
World Superbike - Weather Report Superpole 1
 Session started 10:30 - Session ended 10:46

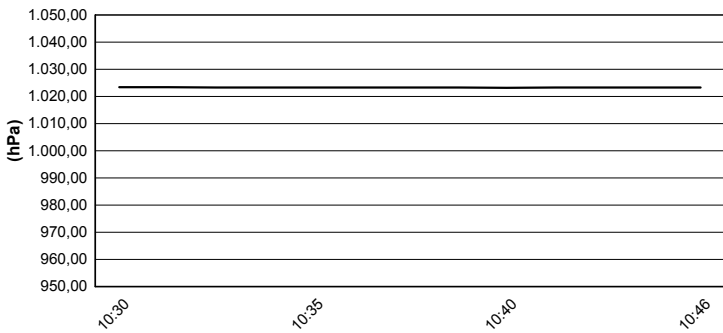
Air Temperature



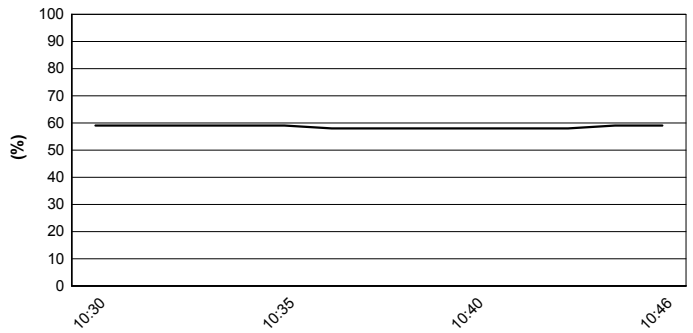
Track Temperature



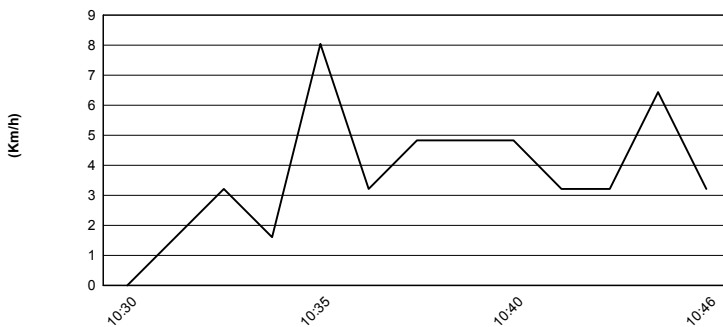
Air Pressure



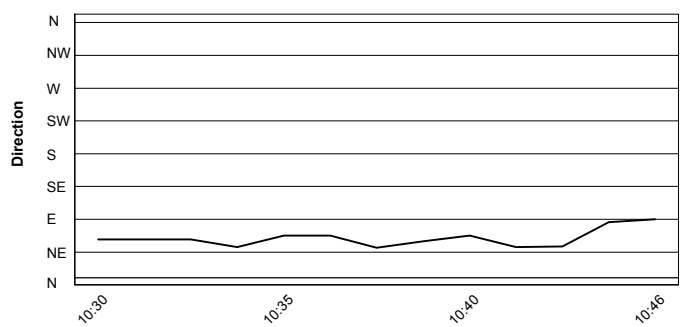
Humidity



Wind Speed



Wind Direction



15/09/2018

These data/results cannot be reproduced, stored and/or transmitted in whole or in part by any manner of electronic, mechanical, photocopying, recording, broadcasting or otherwise now known or herein after developed without the previous express consent by the copyright owner, except for reproduction in daily press and regular printed publications on sale to the public within 60 days of the event related to those data/results and always provided that copyright symbol appears together as follows below.

© DORNA WSBK ORGANIZATION Srl 2018



Official Tyre Supplier



Official Timekeeper