

Portimao 4.592 m

## NOLAN Portuguese Round, 14 - 16 September 2018

### World Superbike - Free Practices & Superpole Combined Results

No.	Rider	Nat	Team	Bike	Class	FPs	LL	Superpole	Gap	Time	Avg
1	<b>50 E. LAVERTY</b>	IRL	Milwaukee Aprilia	Aprilia RSV4 RF		1'42.423	41	<b>1'40.705</b>		<b>1'40.705</b>	164,155
2	<b>1 J. REA</b>	GBR	Kawasaki Racing Team WorldSBK	Kawasaki ZX-10RR		1'41.817	43	<b>1'40.765</b>	0.060	<b>1'40.765</b>	164,057
3	<b>33 M. MELANDRI</b>	ITA	Aruba.it Racing - Ducati	Ducati Panigale R		1'42.003	47	<b>1'40.856</b>	0.151	<b>1'40.856</b>	163,909
4	<b>32 L. SAVADORI</b>	ITA	Milwaukee Aprilia	Aprilia RSV4 RF		1'42.969	40	<b>1'40.901</b>	0.196	<b>1'40.901</b>	163,836
5	<b>60 M. VAN DER MARK</b>	NED	Pata Yamaha Official WorldSBK Team	Yamaha YZF R1		1'42.557	45	<b>1'40.926</b>	0.221	<b>1'40.926</b>	163,795
6	<b>66 T. SYKES</b>	GBR	Kawasaki Racing Team WorldSBK	Kawasaki ZX-10RR		1'42.459	47	<b>1'41.103</b>	0.398	<b>1'41.103</b>	163,509
7	<b>12 X. FORES</b>	ESP	Barni Racing Team	Ducati Panigale R	IND	1'42.441	41	<b>1'41.202</b>	0.497	<b>1'41.202</b>	163,349
8	<b>76 L. BAZ</b>	FRA	GULF ALTHEA BMW Racing Team	BMW S 1000 RR		1'42.787	50	<b>1'41.213</b>	0.508	<b>1'41.213</b>	163,331
9	<b>81 J. TORRES</b>	ESP	MV Agusta Reparto Corse	MV Agusta 1000 F4		1'42.333	52	<b>1'41.422</b>	0.717	<b>1'41.422</b>	162,994
10	<b>54 T. RAZGATLIOGLU</b>	TUR	Kawasaki Puccetti Racing	Kawasaki ZX-10RR	IND	1'42.383	42	<b>1'41.960</b>	1.255	<b>1'41.960</b>	162,134
11	<b>21 M. RINALDI</b>	ITA	Aruba.it Racing - Junior Team	Ducati Panigale R	IND	1'42.778	42	<b>1'42.047</b>	1.342	<b>1'42.047</b>	161,996
12	<b>22 A. LOWES</b>	GBR	Pata Yamaha Official WorldSBK Team	Yamaha YZF R1		1'42.669	46	<b>1'42.709</b>	2.004	<b>1'42.709</b>	160,952
13	<b>2 L. CAMIER</b>	GBR	Red Bull Honda World Superbike Team	Honda CBR1000RR		1'42.883	40	<b>1'42.019</b>		<b>1'42.019</b>	162,040
14	<b>7 C. DAVIES</b>	GBR	Aruba.it Racing - Ducati	Ducati Panigale R		1'43.325	28	<b>1'42.045</b>	0.026	<b>1'42.045</b>	161,999
15	<b>45 J. GAGNE</b>	USA	Red Bull Honda World Superbike Team	Honda CBR1000RR		1'42.921	48	<b>1'42.653</b>	0.634	<b>1'42.653</b>	161,040
16	<b>36 L. MERCADO</b>	ARG	Orelac Racing VerdNatura	Kawasaki ZX-10RR	IND	1'43.569	41	<b>1'42.812</b>	0.793	<b>1'42.812</b>	160,791
17	<b>68 Y. HERNANDEZ</b>	COL	Team Pedercini Racing	Kawasaki ZX-10RR	IND	1'44.028	45	<b>1'42.844</b>	0.825	<b>1'42.844</b>	160,741
18	<b>99 P. JACOBSEN</b>	USA	TripleM Honda World Superbike Team	Honda CBR1000RR	IND	1'43.876	42	<b>1'43.018</b>	0.999	<b>1'43.018</b>	160,469
19	<b>40 R. RAMOS</b>	ESP	Team GoEleven Kawasaki	Kawasaki ZX-10RR	IND	1'44.343	42	<b>1'43.586</b>	1.567	<b>1'43.586</b>	159,589
20	<b>96 J. SMRZ</b>	CZE	Guandalini Racing	Yamaha YZF R1	IND	1'45.716	39	<b>1'43.984</b>	1.965	<b>1'43.984</b>	158,978

15/09/2018

The results are provisional until the end of the time limit for protests and appeals and the completion of the technical checks.

These data/results cannot be reproduced, stored and/or transmitted in whole or in part by any manner of electronic, mechanical, photocopying, recording, broadcasting or otherwise now known or herein after developed without the previous express consent by the copyright owner, except for reproduction in daily press and regular printed publications on sale to the public within 60 days of the event related to those data/results and always provided that copyright symbol appears together as follows below.

© DORNA WSBK ORGANIZATION Srl 2018

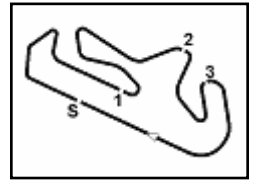
FIAT PERUGIA TIMING



Official Tyre Supplier



Official Timekeeper



Portimao 4.592 m

## NOLAN Portuguese Round, 14 - 16 September 2018

### World Superbike - Starting Grid - Race 1

20 Laps x 4,592 km = 91,840 km

Pos	Number	Name	Team	Time	Class
1	50	LAVERTY E.	Aprilia	1'40.705	SP2
2	1	REA J.	Kawasaki	1'40.765	SP2
3	33	MELANDRI M.	Ducati	1'40.856	SP2
4	32	SAVADORI L.	Aprilia	1'40.901	SP2
5	60	VAN DER MARK M.	Yamaha	1'40.926	SP2
6	66	SYKES T.	Kawasaki	1'41.103	SP2
7	12	FORES X.	Ducati	1'41.202	SP2
8	76	BAZ L.	BMW	1'41.213	SP2
9	81	TORRES J.	MV Agusta	1'41.422	SP2
10	54	RAZGATLIOGLU T.	Kawasaki	1'41.960	SP2
11	21	RINALDI M.	Ducati	1'42.047	SP2
12	22	LOWES A.	Yamaha	1'42.709	SP2
13	2	CAMIER L.	Honda	1'42.019	SP1
14	7	DAVIES C.	Ducati	1'42.045	SP1
15	45	GAGNE J.	Honda	1'42.653	SP1
16	36	MERCADO L.	Kawasaki	1'42.812	SP1
17	68	HERNANDEZ Y.	Kawasaki	1'42.844	SP1
18	99	JACOBSEN P.	Honda	1'43.018	SP1
19	40	RAMOS R.	Kawasaki	1'43.586	SP1
20	96	SMRZ J.	Yamaha	1'43.984	SP1

15/09/2018 Jury President .....

These data/results cannot be reproduced, stored and/or transmitted in whole or in part by any manner of electronic, mechanical, photocopying, recording, broadcasting or otherwise now known or herein after developed without the previous express consent by the copyright owner, except for reproduction in daily press and regular printed publications on sale to the public within 60 days of the event related to those data/results and always provided that copyright symbol appears together as follows below.

© DORNA WSBK ORGANIZATION Srl 2018

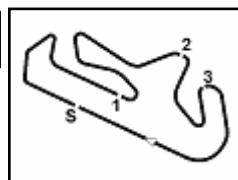
FKR PERUGIA TIMING



Official Tyre Supplier



Official Timekeeper



Portimao 4.592 m

**1 / 2**

## NOLAN Portuguese Round, 14 - 16 September 2018

### World Superbike - Results Superpole 2

No.	Rider	Nat	Team	Bike	Class	Time	Gap	Rel.	Laps	Speed	
										Avg	Max
1	<b>50 E. LAVERTY</b>	IRL	Milwaukee Aprilia	Aprilia RSV4 RF		<b>1'40.705</b>			6	164,155	<b>307,8</b>
2	<b>1 J. REA</b>	GBR	Kawasaki Racing Team WorldSBK	Kawasaki ZX-10RR		<b>1'40.765</b>	0.060	0.060	5	164,057	<b>307,8</b>
3	<b>33 M. MELANDRI</b>	ITA	Aruba.it Racing - Ducati	Ducati Panigale R		<b>1'40.856</b>	0.151	0.091	4	163,909	<b>307,0</b>
4	<b>32 L. SAVADORI</b>	ITA	Milwaukee Aprilia	Aprilia RSV4 RF		<b>1'40.901</b>	0.196	0.045	5	163,836	<b>303,5</b>
5	<b>60 M. VAN DER MARK</b>	NED	Pata Yamaha Official WorldSBK Team	Yamaha YZF R1		<b>1'40.926</b>	0.221	0.025	6	163,795	<b>308,7</b>
6	<b>66 T. SYKES</b>	GBR	Kawasaki Racing Team WorldSBK	Kawasaki ZX-10RR		<b>1'41.103</b>	0.398	0.177	5	163,509	<b>303,5</b>
7	<b>12 X. FORES</b>	ESP	Barni Racing Team	Ducati Panigale R	IND	<b>1'41.202</b>	0.497	0.099	6	163,349	<b>307,0</b>
8	<b>76 L. BAZ</b>	FRA	GULF ALTHEA BMW Racing Team	BMW S 1000 RR		<b>1'41.213</b>	0.508	0.011	2	163,331	<b>306,1</b>
9	<b>81 J. TORRES</b>	ESP	MV Agusta Reparto Corse	MV Agusta 1000 F4		<b>1'41.422</b>	0.717	0.209	6	162,994	<b>306,1</b>
10	<b>54 T. RAZGATLIOGLU</b>	TUR	Kawasaki Puccetti Racing	Kawasaki ZX-10RR	IND	<b>1'41.960</b>	1.255	0.538	4	162,134	<b>301,8</b>
11	<b>21 M. RINALDI</b>	ITA	Aruba.it Racing - Junior Team	Ducati Panigale R	IND	<b>1'42.047</b>	1.342	0.087	5	161,996	<b>302,7</b>
12	<b>22 A. LOWES</b>	GBR	Pata Yamaha Official WorldSBK Team	Yamaha YZF R1		<b>1'42.709</b>	2.004	0.662	4	160,952	<b>306,1</b>

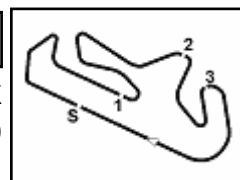
AIR	Humidity:	57%	Temp:	25°C
TRACK	Condition:	Dry	Temp:	29°C

Records	Pole (SP2)	2013	T.Sykes	1'41.360	163,090	Km/h
	Race (RC2)	2013	T.Sykes	1'42.475	161,320	Km/h
	Circuit (SP2)	2013	T.Sykes	1'41.360	163,090	Km/h

15/09/2018      Start      End      The results are provisional until the end of the time limit for protests and appeals  
 10:55      11:12      and the completion of the technical checks.

These data/results cannot be reproduced, stored and/or transmitted in whole or in part by any manner of electronic, mechanical, photocopying, recording, broadcasting or otherwise now known or herein after developed without the previous express consent by the copyright owner, except for reproduction in daily press and regular printed publications on sale to the public within 60 days of the event related to those data/results and always provided that copyright symbol appears together as follows below.

© DORNA WSBK ORGANIZATION Srl 2018



## NOLAN Portuguese Round, 14 - 16 September 2018

### World Superbike - Results Superpole 2

#### Session Highlights

Local Time	No. Rider	Description
10.55.00		Start
10.59.45	33 M. MELANDRI	On Asphalt - Re-Joined - Turn 1
11.09.49	22 A. LOWES	Crashed - Turn 15
11.12.08		End Of Session

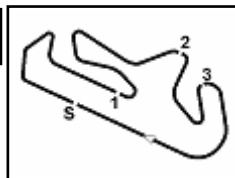
#### Fastest Laps Sequence

No.	Rider	Nat	Team	Bike	Local Time	Time	Gap	Avg
54	T. RAZGATLIOGLU	TUR	Kawasaki Puccetti Racing	Kawasaki ZX-10RR	10:58'32.237	<b>1'43.162</b>		160,245
60	M. VAN DER MARK	NED	Pata Yamaha Official WorldSBK Team	Yamaha YZF R1	10:58'44.372	<b>1'42.062</b>	-1.100	161,972
33	M. MELANDRI	ITA	Aruba.it Racing - Ducati	Ducati Panigale R	10:59'09.554	<b>1'41.545</b>	-0.517	162,797
32	L. SAVADORI	ITA	Milwaukee Aprilia	Aprilia RSV4 RF	10:59'15.564	<b>1'41.387</b>	-0.158	163,050
1	J. REA	GBR	Kawasaki Racing Team WorldSBK	Kawasaki ZX-10RR	11:09'35.009	<b>1'40.765</b>	-0.622	164,057
50	E. LAVERTY	IRL	Milwaukee Aprilia	Aprilia RSV4 RF	11:09'47.567	<b>1'40.705</b>	-0.060	164,155

15/09/2018      Start      End      The results are provisional until the end of the time limit for protests and appeals  
10:55      11:12      and the completion of the technical checks.

These data/results cannot be reproduced, stored and/or transmitted in whole or in part by any manner of electronic, mechanical, photocopying, recording, broadcasting or otherwise now known or herein after developed without the previous express consent by the copyright owner, except for reproduction in daily press and regular printed publications on sale to the public within 60 days of the event related to those data/results and always provided that copyright symbol appears together as follows below.

© DORNA WSBK ORGANIZATION Srl 2018



Portimao 4.592 m

## NOLAN Portuguese Round, 14 - 16 September 2018 World Superbike - Best Sectors & Speed Superpole 2

BEST LAP		
1	50 E. LAVERTY	Aprilia RSV4 RF 1'40.705
2	1 J. REA	Kawasaki ZX-10RR 1'40.765
3	33 M. MELANDRI	Ducati Panigale R 1'40.856
4	32 L. SAVADORI	Aprilia RSV4 RF 1'40.901
5	60 M. VAN DER MARK	Yamaha YZF R1 1'40.926
6	66 T. SYKES	Kawasaki ZX-10RR 1'41.103
7	12 X. FORES	Ducati Panigale R 1'41.202
8	76 L. BAZ	BMW S 1000 RR 1'41.213
9	81 J. TORRES	MV Agusta 1000 F4 1'41.422
10	54 T. RAZGATLIOGLU	Kawasaki ZX-10RR 1'41.960
11	21 M. RINALDI	Ducati Panigale R 1'42.047
12	22 A. LOWES	Yamaha YZF R1 1'42.709

SPEED		
1	60 M. VAN DER MARK	Yamaha YZF R1 308,7
2	50 E. LAVERTY	Aprilia RSV4 RF 307,8
3	1 J. REA	Kawasaki ZX-10RR 307,8
4	12 X. FORES	Ducati Panigale R 307,0
5	33 M. MELANDRI	Ducati Panigale R 307,0
6	81 J. TORRES	MV Agusta 1000 F4 306,1
7	22 A. LOWES	Yamaha YZF R1 306,1
8	76 L. BAZ	BMW S 1000 RR 306,1
9	66 T. SYKES	Kawasaki ZX-10RR 303,5
10	32 L. SAVADORI	Aprilia RSV4 RF 303,5
11	21 M. RINALDI	Ducati Panigale R 302,7
12	54 T. RAZGATLIOGLU	Kawasaki ZX-10RR 301,8

SEG. 1		SEG. 2		SEG. 3		SEG. 4	
1	50 E. LAVERTY 31.875	1	50 E. LAVERTY 29.964	1	33 M. MELANDRI 19.778	1	32 L. SAVADORI 18.791
2	12 X. FORES 31.947	2	33 M. MELANDRI 29.998	2	1 J. REA 19.914	2	60 M. VAN DER MARK 18.804
3	60 M. VAN DER MARK 32.003	3	1 J. REA 30.021	3	32 L. SAVADORI 19.957	3	1 J. REA 18.812
4	32 L. SAVADORI 32.010	4	66 T. SYKES 30.028	4	60 M. VAN DER MARK 19.983	4	76 L. BAZ 18.831
5	1 J. REA 32.018	5	12 X. FORES 30.057	5	50 E. LAVERTY 20.023	5	50 E. LAVERTY 18.843
6	33 M. MELANDRI 32.025	6	22 A. LOWES 30.069	6	66 T. SYKES 20.036	6	66 T. SYKES 18.954
7	66 T. SYKES 32.085	7	81 J. TORRES 30.089	7	76 L. BAZ 20.073	7	22 A. LOWES 18.962
8	22 A. LOWES 32.133	8	76 L. BAZ 30.099	8	22 A. LOWES 20.094	8	54 T. RAZGATLIOGLU 18.967
9	81 J. TORRES 32.199	9	60 M. VAN DER MARK 30.136	9	81 J. TORRES 20.126	9	81 J. TORRES 19.008
10	76 L. BAZ 32.210	10	32 L. SAVADORI 30.143	10	12 X. FORES 20.172	10	12 X. FORES 19.026
11	21 M. RINALDI 32.370	11	54 T. RAZGATLIOGLU 30.336	11	54 T. RAZGATLIOGLU 20.191	11	21 M. RINALDI 19.038
12	54 T. RAZGATLIOGLU 32.466	12	21 M. RINALDI 30.344	12	21 M. RINALDI 20.295	12	33 M. MELANDRI 19.055

15/09/2018

These data/results cannot be reproduced, stored and/or transmitted in whole or in part by any manner of electronic, mechanical, photocopying, recording, broadcasting or otherwise now known or herein after developed without the previous express consent by the copyright owner, except for reproduction in daily press and regular printed publications on sale to the public within 60 days of the event related to those data/results and always provided that copyright symbol appears together as follows below.

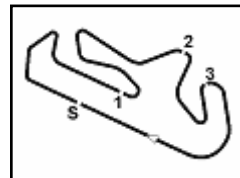
© DORNA WSBK ORGANIZATION Srl 2018

**FICR PERUGIA TIMING**


Official Tyre Supplier



Official Timekeeper



Portimao 4.592 m

## NOLAN Portuguese Round, 14 - 16 September 2018

### World Superbike - Ideal Times Superpole 2

No.	Rider	Nat	Bike	Seg. 1	Seg. 2	Seg. 3	Seg. 4	Ideal Time		
				Diff. 1	Diff. 2	Diff. 3	Diff. 4	Best Lap	Pos.	Diff.
1	<b>50 E. LAVERTY</b>	IRL	Aprilia RSV4 RF	<b>31.875</b>	<b>29.964</b>	20.023	18.843	<b>1'40.705</b>		
2	<b>1 J. REA</b>	GBR	Kawasaki ZX-10RR	32.018	30.021	19.914	18.812	<b>1'40.765</b>	1	
3	<b>33 M. MELANDRI</b>	ITA	Ducati Panigale R	32.025	29.998	<b>19.778</b>	19.055	<b>1'40.856</b>	2	
4	<b>32 L. SAVADORI</b>	ITA	Aprilia RSV4 RF	32.010	30.143	19.957	<b>18.791</b>	<b>1'40.901</b>	3	
5	<b>60 M. VAN DER MARK</b>	NED	Yamaha YZF R1	32.003	30.136	19.983	18.804	<b>1'40.926</b>	4	
6	<b>66 T. SYKES</b>	GBR	Kawasaki ZX-10RR	32.085	30.028	20.036	18.954	<b>1'40.926</b>	5	
7	<b>12 X. FORES</b>	ESP	Ducati Panigale R	31.947	30.057	20.172	19.026	<b>1'41.103</b>	6	
8	<b>76 L. BAZ</b>	FRA	BMW S 1000 RR	32.210	30.099	20.073	18.831	<b>1'41.202</b>	7	
9	<b>22 A. LOWES</b>	GBR	Yamaha YZF R1	32.133	30.069	20.094	18.962	<b>1'41.213</b>	8	
10	<b>81 J. TORRES</b>	ESP	MV Agusta 1000 F4	0.326	0.605	0.394	0.126	<b>1'41.258</b>	12	1.451
11	<b>54 T. RAZGATLIOGLU</b>	TUR	Kawasaki ZX-10RR	32.199	30.089	20.126	19.008	<b>1'41.258</b>	9	
12	<b>21 M. RINALDI</b>	ITA	Ducati Panigale R	32.466	30.336	20.191	18.967	<b>1'41.422</b>	10	
				32.370	30.344	20.295	19.038	<b>1'41.422</b>	11	
<b>Overall Ideal Time</b>				31.875	29.964	19.778	18.791	<b>1'40.408</b>		

15/09/2018

These data/results cannot be reproduced, stored and/or transmitted in whole or in part by any manner of electronic, mechanical, photocopying, recording, broadcasting or otherwise now known or herein after developed without the previous express consent by the copyright owner, except for reproduction in daily press and regular printed publications on sale to the public within 60 days of the event related to those data/results and always provided that copyright symbol appears together as follows below.

© DORNA WSBK ORGANIZATION Srl 2018

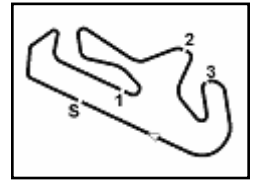
FKR PERUGIA TIMING



Official Tyre Supplier



Official Timekeeper



Portimao 4.592 m

## NOLAN Portuguese Round, 14 - 16 September 2018 World Superbike - Chronological Analysis Superpole 2

1° 50 E. LAVERTY (1'40.705)								7	35.762	32.265	21.094	20.110	1'49.231	307,0	11:11'39.042
Lap	Seg.1	Seg.2	Seg.3	Seg.4	Lap Time	km/h	Local Time								
1		32.642	26.034	20.457			10:57'33.669								
2	32.074	30.332	20.148	19.022	1'41.576	306,1	10:59'15.245								
3	31.983	30.265	20.295	18.950	1'41.493	305,2	11:00'56.738								
4	34.550	31.983	21.098	27.111	1'54.742P	276,4	11:02'51.480								
5	4'02.688	31.873	21.325	19.496	5'15.382P		11:08'06.862								
6	<b>31.875</b>	<b>29.964</b>	<b>20.023</b>	<b>18.843</b>	<b>1'40.705</b>	307,0	11:09'47.567								
7	40.606	32.872	21.071	20.836	1'55.385	<b>307,8</b>	11:11'42.952								

2° 1 J. REA (1'40.765)								8° 76 L. BAZ (1'41.213)							
Lap	Seg.1	Seg.2	Seg.3	Seg.4	Lap Time	km/h	Local Time	Lap	Seg.1	Seg.2	Seg.3	Seg.4	Lap Time	km/h	Local Time
1		31.336	21.004	19.158			10:58'05.924	1		31.386	20.696	19.116			11:07'54.556
2	32.090	30.365	20.060	18.978	1'41.493	<b>307,8</b>	10:59'47.417	2	<b>32.210</b>	<b>30.099</b>	<b>20.073</b>	<b>18.831</b>	<b>1'41.213</b>	<b>306,1</b>	11:09'35.769
3	36.708	32.084	21.470	25.805	1'56.067P	293,7	11:01'43.484	3	36.750	32.859	22.949	29.218	2'01.776P	292,1	11:11'37.545
4	4'59.515	31.447	20.680	19.118	6'10.760P		11:07'54.244								
5	<b>32.018</b>	<b>30.021</b>	<b>19.914</b>	<b>18.812</b>	<b>1'40.765</b>	307,0	11:09'35.009								
6	38.853	33.174	21.835	27.716	2'01.578P	303,5	11:11'36.587								

3° 33 M. MELANDRI (1'40.856)								9° 81 J. TORRES (1'41.422)							
Lap	Seg.1	Seg.2	Seg.3	Seg.4	Lap Time	km/h	Local Time	Lap	Seg.1	Seg.2	Seg.3	Seg.4	Lap Time	km/h	Local Time
1		33.165	30.166	20.893			10:57'28.009	1		32.248	22.152	19.652			10:57'31.602
2	32.187	30.273	20.016	19.069	1'41.545	300,2	10:59'09.554	2	32.422	30.526	20.228	19.275	1'42.451	296,1	10:59'14.053
3	44.057	31.519	20.810	26.625	2'03.011P	303,5	11:01'12.565	3	32.334	30.567	20.361	19.226	1'42.488	303,5	11:00'56.541
4	5'52.385	33.068	24.134	20.345	7'09.932P		11:08'22.497	4	32.326	30.405	20.342	28.032	1'51.105P	301,8	11:02'47.646
5	<b>32.025</b>	<b>29.998</b>	<b>19.778</b>	<b>19.055</b>	<b>1'40.856</b>	<b>307,0</b>	11:10'03.353	5	3'49.233	33.650	26.997	19.409	5'09.289P		11:07'56.935

4° 32 L. SAVADORI (1'40.901)								10° 54 T. RAZGATLIOGLU (1'41.960)							
Lap	Seg.1	Seg.2	Seg.3	Seg.4	Lap Time	km/h	Local Time	Lap	Seg.1	Seg.2	Seg.3	Seg.4	Lap Time	km/h	Local Time
1		34.457	40.085	23.643			10:57'34.177	1		31.542	21.205	19.505			10:56'49.075
2	32.057	30.318	20.084	18.928	1'41.387	<b>303,5</b>	10:59'15.564	2	32.725	30.699	20.367	19.371	1'43.162	300,2	10:58'32.237
3	36.101	34.035	20.838	26.284	1'57.258P	299,3	11:01'12.822	3	33.258	31.202	20.572	25.858	1'50.890P	<b>301,8</b>	11:00'23.127
4	5'44.357	32.371	21.268	18.967	6'56.963P		11:08'09.785	4	6'38.889	34.543	22.787	23.370	7'59.589P		11:08'22.716
5	<b>32.010</b>	<b>30.143</b>	<b>19.957</b>	<b>18.791</b>	<b>1'40.901</b>	301,8	11:09'50.686	5	<b>32.466</b>	<b>30.336</b>	<b>20.191</b>	<b>18.967</b>	<b>1'41.960</b>	292,1	11:10'04.676
6	39.479	32.153	21.412	20.061	1'53.105	<b>303,5</b>	11:11'43.791								

5° 60 M. VAN DER MARK (1'40.926)								11° 21 M. RINALDI (1'42.047)							
Lap	Seg.1	Seg.2	Seg.3	Seg.4	Lap Time	km/h	Local Time	Lap	Seg.1	Seg.2	Seg.3	Seg.4	Lap Time	km/h	Local Time
1		32.373	20.872	19.093			10:57'02.310	1		31.368	22.193	20.938			10:57'37.454
2	32.431	30.442	20.216	18.973	1'42.062	302,7	10:58'44.372	2	32.543	30.651	20.466	19.165	1'42.825	301,0	10:59'20.279
3	32.340	30.596	20.230	19.027	1'42.193	301,8	11:00'26.565	3	32.679	30.603	20.421	19.166	1'42.869	<b>302,7</b>	11:01'03.148
4	32.292	30.634	20.357	28.909	1'52.192P	302,7	11:02'18.757	4	34.644	33.121	21.176	27.065	1'56.006P	296,9	11:02'59.154
5	4'41.219	31.953	20.656	18.895	5'52.723P		11:08'11.480	5	4'16.673	32.655	21.316	19.417	5'30.061P		11:08'29.215
6	<b>32.003</b>	<b>30.136</b>	<b>19.983</b>	<b>18.804</b>	<b>1'40.926</b>	306,1	11:09'52.406	6	<b>32.370</b>	<b>30.344</b>	<b>20.295</b>	<b>19.038</b>	<b>1'42.047</b>	300,2	11:10'11.262
7	32.165	30.256	20.190	19.149	1'41.760	<b>308,7</b>	11:11'34.166								

6° 66 T. SYKES (1'41.103)								12° 22 A. LOWES (1'42.709)							
Lap	Seg.1	Seg.2	Seg.3	Seg.4	Lap Time	km/h	Local Time	Lap	Seg.1	Seg.2	Seg.3	Seg.4	Lap Time	km/h	Local Time
1		31.982	21.529	19.436			10:57'55.453	1		33.457	20.995	19.437			10:57'12.365
2	32.472	30.490	20.334	19.178	1'42.474	302,7	10:59'37.927	2	32.459	30.674	20.488	19.088	<b>1'42.709</b>	296,1	10:58'55.074
3	32.332	30.300	20.281	19.159	1'42.072	302,7	11:01'19.999	3	32.312	30.859	20.396	19.149	1'42.716	303,5	11:00'37.790
4	33.105	31.453	21.062	25.474	1'51.094P	302,7	11:03'11.093	4	36.923	34.032	22.105	28.810	2'01.870P	291,3	11:02'39.660
5	4'51.879	31.752	20.606	19.429	6'03.666P		11:09'14.759	5	4'04.476	31.686	20.976	<b>18.962</b>	5'16.100P		11:07'55.760
6	<b>32.085</b>	<b>30.028</b>	<b>20.036</b>	<b>18.954</b>	<b>1'41.103</b>	<b>303,5</b>	11:10'55.862								

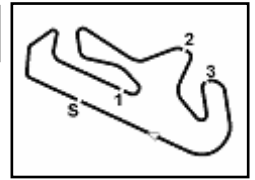
  

7° 12 X. FORES (1'41.202)							
Lap	Seg.1	Seg.2	Seg.3	Seg.4	Lap Time	km/h	Local Time
1		34.441	32.410	19.677			10:57'26.283
2	32.510	30.576	21.809	19.173	1'44.068	303,5	10:59'10.351
3	32.226	30.500	20.245	19.232	1'42.203	296,9	11:00'52.554
4	33.295	31.486	20.734	28.005	1'53.520P	304,4	11:02'46.074
5	4'09.862	32.592	20.827	19.254	5'22.535P		11:08'08.609
6	<b>31.947</b>	<b>30.057</b>	<b>20.172</b>	<b>19.026</b>	<b>1'41.202</b>	304,4	11:09'49.811

15/09/2018 P = Pits In/Out - C = Lap Time Cancelled

These data/results cannot be reproduced, stored and/or transmitted in whole or in part by any manner of electronic, mechanical, photocopying, recording, broadcasting or otherwise now known or herein after developed without the previous express consent by the copyright owner, except for reproduction in daily press and regular printed publications on sale to the public within 60 days of the event related to those data/results and always provided that copyright symbol appears together as follows below.

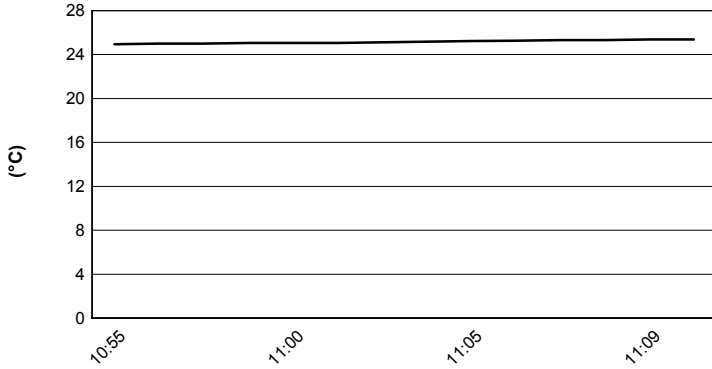
© DORNA WSBK ORGANIZATION Srl 2018



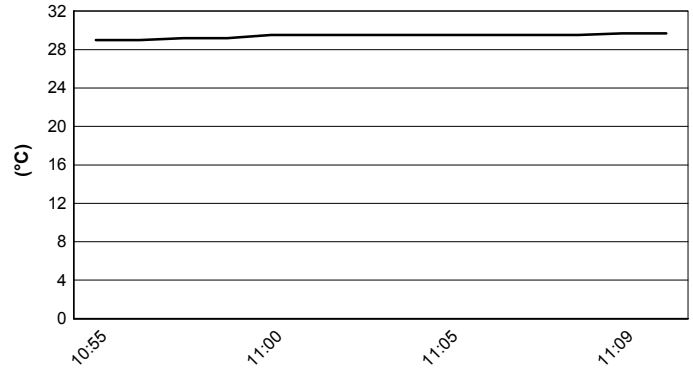
Portimao 4.592 m

**NOLAN Portuguese Round, 14 - 16 September 2018**  
**World Superbike - Weather Report Superpole 2**  
 Session started 10:55 - Session ended 11:12


### Air Temperature



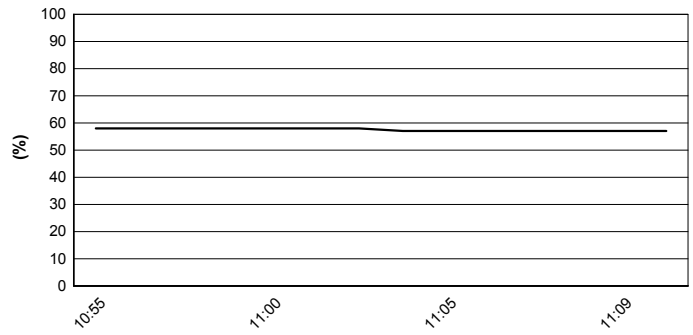
### Track Temperature



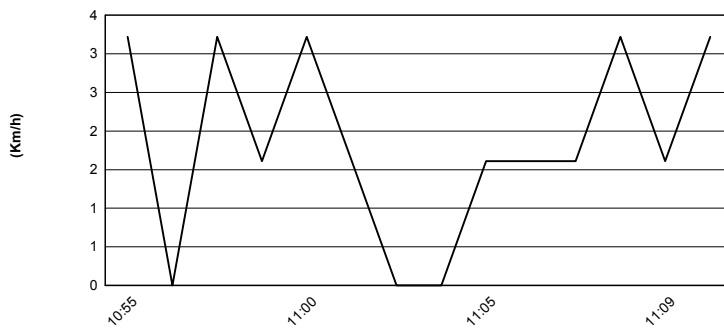
### Air Pressure



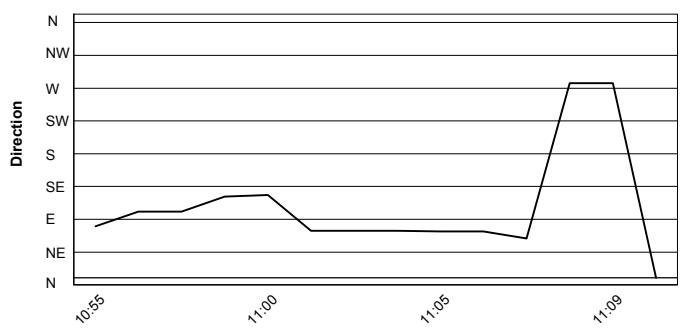
### Humidity



### Wind Speed



### Wind Direction



15/09/2018

These data/results cannot be reproduced, stored and/or transmitted in whole or in part by any manner of electronic, mechanical, photocopying, recording, broadcasting or otherwise now known or herein after developed without the previous express consent by the copyright owner, except for reproduction in daily press and regular printed publications on sale to the public within 60 days of the event related to those data/results and always provided that copyright symbol appears together as follows below.

© DORNA WSBK ORGANIZATION Srl 2018

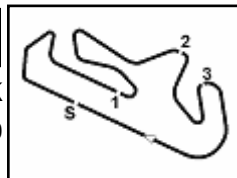


Official Tyre Supplier



Official Timekeeper





Portimao 4.592 m

## NOLAN Portuguese Round, 14 - 16 September 2018

### World Superbike - TISSOT Superpole Award

Points	Points From First	Points From Previous	February 25	March 25	April 15	April 22	May 13	May 27	June 10	June 24	July 8	September 16	September 30	October 14	October 27				
			PHILLIP ISLAND	BURIRAM	ARAGÓN	ASSEN	IMOLA	DONINGTON PARK	BRNO	LAGUNA SECA	MISANO	PORTIMÃO	MAGNY COURS	VILLICUM	LOSAIL				
1 SYKES Tom (GBR)	196		25	20	16	10	20	25	25	20	25	10							
2 REA Jonathan (GBR)	196	0	10	25	20	20	25	20	20	16	20	20							
3 MELANDRI Marco (ITA)	124	72	72	16	9	25	11	13	4	16	6	8	16						
4 LAVERTY Eugene (IRL)	112	84	12	20	8			10	9	11	13	16	25						
5 LOWES Alex (GBR)	108	88	4	13	10	11	25	6	11	13	11	4	4						
6 DAVIES Chaz (GBR)	97	99	11	11	7	5	8	16	7	7	25	9	2						
7 FORES Xavi (ESP)	93	103	4	9	11	13	16	11		3	8	13	9						
8 SAVADORI Lorenzo (ITA)	93	103	0	6	5	6	13	7	13	9	10	11	13						
9 VAN DER MARK Michael (NED)	80	116	13	8	6	10	9	4	10	10	7	5	11						
10 TORRES Jordi (ESP)	63	133	17	4	13	9	7	9	2		5	7	7						
11 BAZ Loris (FRA)	58	138	5	2	1		6	3	16	8	4	10	8						
12 CAMIER Leon (GBR)	55	141	3	5	16	7			3	6	9	6	3						
13 RAZGATLIOGLU Toprak (TUR)	38	158	17	7	4		5	2	8	1	3	2	6						
14 RINALDI Michael Ruben (ITA)	31	165	7			8	4	8	1	5		5							
15 MERCADO Leandro (ARG)	12	184	19		3	1	3				2	3							
16 HASLAM Leon (GBR)	10	186	2					5	5										
17 GAGNE Jake (USA)	9	187	1	3	2	3						1							
18 RAY Bradley (GBR)	6	190	3						6										
19 RAMOS Román (ESP)	6	190	0	1			2	1		2									
20 HERNANDEZ Yonny (COL)	5	191	1							4		1							
21 LEONOV Vladimir (RUS)	4	192	1			4													
22 GIUGLIANO Davide (ITA)	2	194	2			2													
23 HERRIN Josh (USA)	1	195	1								1								
24 JACOBSEN PJ (USA)	1	195	0				1												

15/09/2018

These data/results cannot be reproduced, stored and/or transmitted in whole or in part by any manner of electronic, mechanical, photocopying, recording, broadcasting or otherwise now known or herein after developed without the previous express consent by the copyright owner, except for reproduction in daily press and regular printed publications on sale to the public within 60 days of the event related to those data/results and always provided that copyright symbol appears together as follows below.

© DORNA WSBK ORGANIZATION Srl 2018

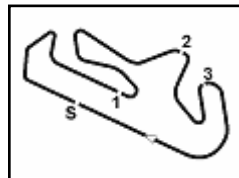
FKR PERUGIA TIMING



Official Tyre Supplier



Official Timekeeper



Portimao 4.592 m

## NOLAN Portuguese Round, 14 - 16 September 2018

### World Superbike - Superpole Ranking

	2015	2016	2017	2018
<b>01 Phillip Island Grand Prix Circuit</b>	Rea (Gbr) Kaw 1'31.212 (175,4 Km/h)	Sykes (Gbr) Kaw 1'30.020 (177,8 Km/h)	Rea (Gbr) Kaw 1'29.573 (178,6 Km/h)	Sykes (Gbr) Kaw 1'30.099 (177,6 Km/h)
<b>02 Chang International Circuit</b>	Rea (Gbr) Kaw 1'33.382 (175,6 Km/h)	van der Mark (Ned) Hon 1'33.452 (175,4 Km/h)	Rea (Gbr) Kaw 1'32.957 (176,4 Km/h)	Rea (Gbr) Kaw 1'32.814 (176,6 Km/h)
<b>03 Motorland Aragon</b>	Haslam (Gbr) Apr 1'49.664 (166,7 Km/h)	Sykes (Gbr) Kaw 1'49.374 (167,1 Km/h)	Davies (Gbr) Duc 1'49.319 (167,2 Km/h)	Melandri (Ita) Duc 1'49.543 (166,8 Km/h)
<b>04 TT Circuit Assen</b>	Sykes (Gbr) Kaw 1'34.789 (172,5 Km/h)	Sykes (Gbr) Kaw 1'35.440 (171,3 Km/h)	Rea (Gbr) Kaw 1'33.505 (174,9 Km/h)	Lowes (Gbr) Yam 1'34.066 (173,8 Km/h)
<b>05 Autodromo Internazionale Enzo e Dino</b>	Giugliano (Ita) Duc 1'46.382 (166,9 Km/h)	Davies (Gbr) Duc 1'45.598 (168,2 Km/h)	Davies (Gbr) Duc 1'45.662 (168,1 Km/h)	Rea (Gbr) Kaw 1'45.797 (167,9 Km/h)
<b>06 Donington Park</b>	Sykes (Gbr) Kaw 1'27.071 (0,0 Km/h)	Sykes (Gbr) Kaw 1'26.712 (0,0 Km/h)	Sykes (Gbr) Kaw 1'26.641 (0,0 Km/h)	Sykes (Gbr) Kaw 1'26.663 (0,0 Km/h)
<b>07 Automotodrom Brno</b>				Sykes (Gbr) Kaw 1'57.687 (165,3 Km/h)
<b>08 WeatherTech Raceway Laguna Seca</b>	Davies (Gbr) Duc 1'22.101 (158,3 Km/h)	Sykes (Gbr) Kaw 1'22.155 (158,2 Km/h)	Sykes (Gbr) Kaw 1'22.476 (157,6 Km/h)	Davies (Gbr) Duc 1'22.282 (157,9 Km/h)
<b>09 Misano World Circuit "Marco Simoncelli"</b>	Sykes (Gbr) Kaw 1'34.214 (155,1 Km/h)	Sykes (Gbr) Kaw 1'34.037 (155,4 Km/h)	Sykes (Gbr) Kaw 1'33.662 (156,1 Km/h)	Sykes (Gbr) Kaw 1'33.640 (156,1 Km/h)
<b>10 Autódromo Internacional do Algarve</b>	Giugliano (Ita) Duc 1'41.764 (162,4 Km/h)		Rea (Gbr) Kaw 1'41.430 (163,0 Km/h)	Lavery (Irl) Apr 1'40.705 (164,2 Km/h)
<b>11 Magny-Cours</b>	Haslam (Gbr) Apr 1'56.404 (130,7 Km/h)	Rea (Gbr) Kaw 1'52.881 (134,7 Km/h)	Rea (Gbr) Kaw 1'56.555 (130,5 Km/h)	
<b>12 El Villicum Circuit</b>				
<b>13 Losail International Circuit</b>	Sykes (Gbr) Kaw 1'56.821 (165,8 Km/h)	Rea (Gbr) Kaw 1'56.356 (166,5 Km/h)	Rea (Gbr) Kaw 1'56.228 (166,6 Km/h)	

### 2018

- 4 T. Sykes
- 2 J. Rea
- 1 M. Melandri
- 1 C. Davies
- 1 E. Lavery
- 1 A. Lowes

### ALL TIMES

- |               |                |                  |                   |
|---------------|----------------|------------------|-------------------|
| 46 T. Sykes   | 6 J. Kocinski  | 2 A. Gobert      | 1 R. Burnett      |
| 43 T. Corser  | 6 C. Crutchlow | 2 D. Tardozzi    | 1 J. Reynolds     |
| 26 T. Bayliss | 6 C. Davies    | 2 A. Yanagawa    | 1 S. Hislop       |
| 21 C. Fogarty | 5 D. Giugliano | 2 M. Lucchinelli | 1 M. Mladin       |
| 17 D. Polen   | 5 M. Biaggi    | 2 B. Bostrom     | 1 R. Xaus         |
| 16 N. Hodgson | 4 F. Merkel    | 2 B. Monti       | 1 M. Tamada       |
| 16 J. Rea     | 4 J. Toseland  | 2 M. Campbell    | 1 L. Lanzi        |
| 15 C. Edwards | 4 S. Guintoli  | 2 Y. Nagai       | 1 M. Fabrizio     |
| 11 B. Spies   | 3 S. Mertens   | 2 M. Neukirchner | 1 A. Badovini     |
| 10 P. Chili   | 3 R. Phillis   | 2 L. Baz         | 1 F. Nieto        |
| 10 C. Checa   | 3 S. Martin    | 1 M. Doohan      | 1 T. Hill         |
| 9 R. Roche    | 3 C. Vermeulen | 1 D. Chandler    | 1 A. Lowes        |
| 8 G. Falappa  | 3 Y. Kagayama  | 1 P. Goddard     | 1 J. Hopkins      |
| 8 S. Russell  | 3 L. Haslam    | 1 M. Dowson      | 1 M. van der Mark |
| 8 A. Slight   | 3 J. Smrz      | 1 A. Vieira      | 1 I. Jaitovich    |
| 7 N. Haga     | 3 E. Lavery    | 1 T. Kipp        |                   |
| 7 R. Laconi   | 3 M. Melandri  | 1 S. Crafar      |                   |

15/09/2018

These data/results cannot be reproduced, stored and/or transmitted in whole or in part by any manner of electronic, mechanical, photocopying, recording, broadcasting or otherwise now known or herein after developed without the previous express consent by the copyright owner, except for reproduction in daily press and regular printed publications on sale to the public within 60 days of the event related to those data/results and always provided that copyright symbol appears together as follows below.

© DORNA WSBK ORGANIZATION Srl 2018

FICR PERUGIA TIMING



Official Tyre Supplier



Official Timekeeper