



Portimao 4.592 m

NOLAN Portuguese Round, 14 - 16 September 2018
World Supersport - Lap Chart Race

	Lap															
	1	2	3	4	5	6	7	8	9	10	11	12	13	14	15	16
1	16	144	144	144	144	144	144	144	144	144	144	144	144	144	144	144
2	144	64	64	64	64	64	64	64	64	64	64	64	64	64	64	64
3	11	3	3	3	3	3	3	3	3	3	3	3	3	3	111	111
4	3	111	111	111	111	111	111	111	111	111	111	111	111	111	3	3
5	64	6	21	21	21	21	21	21	21	21	21	21	21	21	21	21
6	111	21	6	6	86	86	86	86	38	38	11	11	11	11	11	11
7	6	78	78	86	6	6	38	38	86	11	38	38	38	38	38	38
8	78	86	86	78	38	78	6	78	11	86	86	86	86	86	86	86
9	21	38	38	38	78	38	78	6	78	78	78	78	78	78	78	36
10	86	98	98	98	39	39	39	39	6	6	36	36	36	36	36	78
11	38	39	39	39	98	98	98	11	98	36	6	98	98	98	98	98
12	36	81	81	81	81	81	36	98	39	98	98	6	39	39	39	39
13	98	47	47	36	36	36	11	81	36	39	47	47	47	47	47	47
14	81	56	56	47	47	11	81	47	47	39	39	81	81	81	81	81
15	39	77	36	56	56	47	47	36	81	81	81	81	77	70	70	70
16	47	36	77	77	77	77	77	77	77	77	77	77	70	74	74	74
17	77	70	70	11	11	70	70	70	70	70	70	70	88	88	88	88
18	56	88	88	70	70	88	74	74	74	74	74	88	74	77	77	49
19	50	74	74	88	74	74	88	88	88	88	88	74	49	49	49	34
20	88	75	11	74	88	75	34	49	34	49	49	49	34	34	34	50
21	70	50	75	75	75	34	49	34	49	34	34	34	15	15	15	15
22	74	34	34	34	34	49	50	50	50	50	50	15	50	50	50	77
23	75	49	50	50	50	50	15	15	15	15	15	50	6			
24	49	10	49	10	49	10	10	10	10	10	10	10	10			
25	34	11	10	49	10	15	75	12	12	12						
26	10	15	15	15	15	12	12									
27	12	12	12	12												
28	15															

Final Result		
1	64 F. CARICASULO	Laps 16
2	111 K. SMITH	5.784
3	3 R. DE ROSA	6.199
4	21 R. KRUMMENACHER	9.581
5	11 S. CORTESE	20.419
6	38 H. SOOMER	22.605
7	86 A. BADOVINI	23.787
8	36 T. GRADINGER	25.004
9	78 H. OKUBO	25.009
10	98 H. BARBERA	29.862
11	81 L. STAPLEFORD	31.630
12	70 M. PONS	40.423
13	74 J. VAN SIKKELERUS	44.207
14	88 C. STANGE	45.273
15	49 S. HORNSEY	53.436
16	34 J. ITURRIOZ	57.876
17	50 K. NAGAO	58.096
18	15 A. COPPOLA	58.113
NC	144 L. MAHIAS	9.:97:0.9
NC	39 B. QUERO MARTINEZ	31.305
RET	77 W. TESSELS	1'00.475
RET	6 C. PEROLARI	3 Laps
RET	10 N. CALERO	4 Laps
RET	12 A. MURLEY	6 Laps
RET	75 I. LOPES	9 Laps
RET	56 P. SEBESTYEN	11 Laps
RET	16 J. CLUZEL	15 Laps
DSQ	47 R. HARTOG	31.530

16/09/2018

These data/results cannot be reproduced, stored and/or transmitted in whole or in part by any manner of electronic, mechanical, photocopying, recording, broadcasting or otherwise now known or herein after developed without the previous express consent by the copyright owner, except for reproduction in daily press and regular printed publications on sale to the public within 60 days of the event related to those data/results and always provided that copyright symbol appears together as follows below.

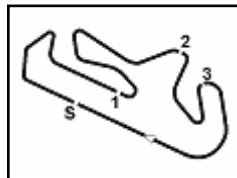
© DORNA WSBK ORGANIZATION Srl 2018

FCR PERUGIA TIMING


Official Tyre Supplier



Official Timekeeper



Portimao 4.592 m

NOLAN Portuguese Round, 14 - 16 September 2018
World Supersport - Lap Chart Race

2 / 4

Lap 1

1	16	J.Cluzel	13:47'58.052
2	144	L.Mahias	0.089
3	11	S.Cortese	0.476
4	3	R.De Rosa	0.777
5	64	F.Caricasulo	0.892
6	111	K.Smith	1.204
7	6	C.Perolari	1.656
8	78	H.Okubo	2.291
9	21	R.Krummenacher	2.351
10	86	A.Badovini	2.393
11	38	H.Soomer	2.763
12	36	T.Gradinger	2.785
13	98	H.Barbera	3.709
14	81	L.Stapleford	4.114
15	39	B.Quero Martinez	4.356
16	47	R.Hartog	4.436
17	77	W.Tessels	4.740
18	56	P.Sebestyen	5.134
19	50	K.Nagao	6.353
20	88	C.Stange	6.405
21	70	M.Pons	6.434
22	74	J.van Sikkelerus	6.726
23	75	I.Lopes	7.192
24	49	S.Hornsey	7.308
25	34	J.Iturriz	7.332
26	10	N.Calero	7.893
27	12	A.Murley	9.074
28	15	A.Coppola	11.949

Lap 2

1	144	L.Mahias	13:49'43.361
2	64	F.Caricasulo	1.103
3	3	R.De Rosa	1.444
4	111	K.Smith	1.463
5	6	C.Perolari	3.179
6	21	R.Krummenacher	3.185
7	78	H.Okubo	4.366
8	86	A.Badovini	4.451
9	38	H.Soomer	4.539
10	98	H.Barbera	5.089
11	39	B.Quero Martinez	6.291
12	81	L.Stapleford	6.435
13	47	R.Hartog	6.818
14	56	P.Sebestyen	6.826
15	77	W.Tessels	7.236
16	36	T.Gradinger	7.263
17	70	M.Pons	9.024
18	88	C.Stange	9.392
19	74	J.van Sikkelerus	9.931
20	75	I.Lopes	11.289
21	50	K.Nagao	11.646
22	34	J.Iturriz	11.804
23	49	S.Hornsey	11.861
24	10	N.Calero	12.309
25	11	S.Cortese	12.583
26	15	A.Coppola	15.757
27	12	A.Murley	15.910

Lap 3

1	144	L.Mahias	13:51'28.811
2	64	F.Caricasulo	1.044
3	3	R.De Rosa	1.856
4	111	K.Smith	2.245
5	21	R.Krummenacher	3.878
6	6	C.Perolari	4.671
7	78	H.Okubo	5.484
8	86	A.Badovini	5.634
9	38	H.Soomer	6.074
10	98	H.Barbera	6.170
11	39	B.Quero Martinez	7.229
12	81	L.Stapleford	7.912
13	47	R.Hartog	8.615
14	56	P.Sebestyen	8.869

15	36	T.Gradinger	8.873
16	77	W.Tessels	9.560
17	70	M.Pons	11.534
18	88	C.Stange	12.088
19	74	J.van Sikkelerus	13.465
20	11	S.Cortese	13.507
21	75	I.Lopes	14.511
22	34	J.Iturriz	15.119
23	50	K.Nagao	16.260
24	49	S.Hornsey	16.423
25	10	N.Calero	16.546
26	15	A.Coppola	19.018
27	12	A.Murley	22.461

Lap 4

1	144	L.Mahias	13:53'14.336
2	64	F.Caricasulo	1.339
3	3	R.De Rosa	2.208
4	111	K.Smith	2.525
5	21	R.Krummenacher	4.352
6	6	C.Perolari	6.782
7	86	A.Badovini	6.999
8	78	H.Okubo	7.144
9	38	H.Soomer	7.244
10	98	H.Barbera	7.691
11	39	B.Quero Martinez	8.660
12	81	L.Stapleford	9.250
13	36	T.Gradinger	10.930
14	47	R.Hartog	10.994
15	56	P.Sebestyen	11.203
16	77	W.Tessels	11.791
17	11	S.Cortese	13.808
18	70	M.Pons	13.839
19	88	C.Stange	15.183
20	74	J.van Sikkelerus	15.537
21	75	I.Lopes	17.780
22	34	J.Iturriz	19.049
23	50	K.Nagao	19.671
24	10	N.Calero	20.017
25	49	S.Hornsey	20.065
26	15	A.Coppola	21.706
27	12	A.Murley	28.701

Lap 5

1	144	L.Mahias	13:55'00.085
2	64	F.Caricasulo	1.321
3	3	R.De Rosa	2.175
4	111	K.Smith	2.921
5	21	R.Krummenacher	4.976
6	86	A.Badovini	9.175
7	6	C.Perolari	9.334
8	38	H.Soomer	9.385
9	78	H.Okubo	9.465
10	39	B.Quero Martinez	10.018
11	98	H.Barbera	10.168
12	81	L.Stapleford	10.920
13	36	T.Gradinger	11.608
14	47	R.Hartog	12.725
15	56	P.Sebestyen	12.836
16	77	W.Tessels	13.425
17	11	S.Cortese	13.552
18	70	M.Pons	16.047
19	74	J.van Sikkelerus	18.143
20	88	C.Stange	18.302
21	75	I.Lopes	20.531
22	34	J.Iturriz	22.375
23	50	K.Nagao	23.584
24	49	S.Hornsey	23.666
25	10	N.Calero	24.336
26	15	A.Coppola	24.533
27	12	A.Murley	35.382

Lap 6

1	144	L.Mahias	13:56'45.862
2	64	F.Caricasulo	1.253

3	3	R.De Rosa	2.356
4	111	K.Smith	3.046
5	21	R.Krummenacher	5.579
6	86	A.Badovini	10.523
7	6	C.Perolari	11.570
8	78	H.Okubo	11.763
9	38	H.Soomer	11.861
10	39	B.Quero Martinez	12.461
11	98	H.Barbera	12.536
12	81	L.Stapleford	13.079
13	36	T.Gradinger	13.087
14	11	S.Cortese	13.787
15	47	R.Hartog	14.583
16	77	W.Tessels	15.375
17	70	M.Pons	18.762
18	88	C.Stange	21.035
19	74	J.van Sikkelerus	21.357
20	75	I.Lopes	24.128
21	34	J.Iturriz	25.896
22	49	S.Hornsey	26.250
23	50	K.Nagao	26.741
24	10	N.Calero	27.731
25	15	A.Coppola	27.783
26	12	A.Murley	42.507

Lap 7

1	144	L.Mahias	13:58'31.545
2	64	F.Caricasulo	1.339
3	3	R.De Rosa	2.443
4	111	K.Smith	3.405
5	21	R.Krummenacher	6.041
6	86	A.Badovini	12.010
7	38	H.Soomer	12.830
8	6	C.Perolari	13.905
9	78	H.Okubo	14.104
10	39	B.Quero Martinez	14.251
11	98	H.Barbera	14.506
12	36	T.Gradinger	14.626
13	11	S.Cortese	14.774
14	81	L.Stapleford	15.602
15	47	R.Hartog	16.007
16	77	W.Tessels	16.987
17	70	M.Pons	21.047
18	74	J.van Sikkelerus	23.827
19	88	C.Stange	24.323
20	34	J.Iturriz	29.017
21	49	S.Hornsey	29.201
22	50	K.Nagao	30.050
23	15	A.Coppola	30.450
24	10	N.Calero	31.757
25	75	I.Lopes	38.668
26	12	A.Murley	49.435

Lap 8

1	144	L.Mahias	14:00'17.329
2	64	F.Caricasulo	1.293
3	3	R.De Rosa	2.513
4	111	K.Smith	3.966
5	21	R.Krummenacher	6.543
6	86	A.Badovini	13.859
7	38	H.Soomer	14.092
8	78	H.Okubo	15.376
9	6	C.Perolari	15.986
10	39	B.Quero Martinez	16.191
11	11	S.Cortese	16.224
12	98	H.Barbera	16.645
13	81	L.Stapleford	17.250
14	47	R.Hartog	17.453
15	36	T.Gradinger	17.617
16	77	W.Tessels	19.110
17	70	M.Pons	23.634
18	74	J.van Sikkelerus	26.271
19	88	C.Stange	26.604
20	49	S.Hornsey	32.407
21	34	J.Iturriz	32.531

Lap 9

1	144	L.Mahias	14:02'02.945
2	64	F.Caricasulo	1.171
3	3	R.De Rosa	3.021
4	111	K.Smith	4.673
5	21	R.Krummenacher	7.552
6	38	H.Soomer	15.872
7	86	A.Badovini	16.058
8	11	S.Cortese	17.181
9	78	H.Okubo	17.187
10	6	C.Perolari	18.239
11	98	H.Barbera	18.583
12	39	B.Quero Martinez	19.092
13	36	T.Gradinger	19.142
14	47	R.Hartog	19.668
15	81	L.Stapleford	19.689
16	77	W.Tessels	22.007
17	70	M.Pons	26.228
18	74	J.van Sikkelerus	28.643
19	88	C.Stange	28.936
20	34	J.Iturriz	36.646
21	49	S.Hornsey	36.739
22	50	K.Nagao	36.980
23	15	A.Coppola	37.387
24	10	N.Calero	41.624
25	12	A.Murley	1'02.374

Lap 10

1	144	L.Mahias	14:03'48.715
2	64	F.Caricasulo	1.309
3	3	R.De Rosa	3.532
4	111	K.Smith	5.307
5	21	R.Krummenacher	8.123
6	38	H.Soomer	17.780
7	11	S.Cortese	17.859
8	86	A.Badovini	17.892
9	78	H.Okubo	19.479
10	6	C.Perolari	21.178
11	36	T.Gradinger	21.182
12	98	H.Barbera	21.350
13	39	B.Quero Martinez	21.471
14	47	R.Hartog	21.901
15	81	L.Stapleford	22.870
16	77	W.Tessels	24.951
17	70	M.Pons	28.595
18	74	J.van Sikkelerus	30.683
19	88	C.Stange	30.968
20	49	S.Hornsey	39.696
21	34	J.Iturriz	40.277
22	50	K.Nagao	40.879
23	15	A.Coppola	41.255
24	10	N.Calero	47.360
25	12	A.Murley	1'08.784

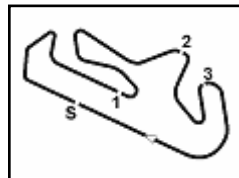
Lap 11

1	144	L.Mahias	14:05'34.428
2	64	F.Caricasulo	1.212
3	3	R.De Rosa	4.391
4	111	K.Smith	5.836
5	21	R.Krummenacher	8.945
6	11	S.Cortese	19.112
7	38	H.Soomer	19.487
8	86	A.Badovini	19.723
9	78	H.Okubo	21.356
10	36	T.Gradinger	22.391
11	6	C.Perolari	23.559
12	98	H.Barbera	23.709
13	47	R.Hartog	23.919
14	39	B.Quero Martinez	24.566
15	81	L.Stapleford	24.639

16/09/2018

These data/results cannot be reproduced, stored and/or transmitted in whole or in part by any manner of electronic, mechanical, photocopying, recording, broadcasting or otherwise now known or herein after developed without the previous express consent by the copyright owner, except for reproduction in daily press and regular printed publications on sale to the public within 60 days of the event related to those data/results and always provided that copyright symbol appears together as follows below.

© DORNA WSBK ORGANIZATION Srl 2018



NOLAN Portuguese Round, 14 - 16 September 2018

World Supersport - Lap Chart Race

16	77	W.Tessels	28.042	14	81	L.Stapleford	30.983
17	70	M.Pons	31.232	15	70	M.Pons	37.722
18	74	J.van Sikkelerus	32.980	16	74	J.van Sikkelerus	42.201
19	88	C.Stange	33.128	17	88	C.Stange	43.173
20	49	S.Hornsey	42.670	18	77	W.Tessels	43.179
21	34	J.Iturrioz	43.298	19	49	S.Hornsey	50.765
22	50	K.Nagao	43.912	20	34	J.Iturrioz	53.144
23	15	A.Coppola	44.177	21	15	A.Coppola	53.341
24	10	N.Calero	55.472	22	50	K.Nagao	53.615

Lap 12

1	144	L.Mahias	14:07'20.241
2	64	F.Caricasulo	1.326
3	3	R.De Rosa	5.456
4	111	K.Smith	6.506
5	21	R.Krummenacher	10.085
6	11	S.Cortese	20.097
7	38	H.Soomer	20.727
8	86	A.Badovini	21.038
9	78	H.Okubo	22.798
10	36	T.Gradinger	23.295
11	98	H.Barbera	25.233
12	6	C.Perolari	25.772
13	47	R.Hartog	26.029
14	39	B.Quero Martinez	26.353
15	81	L.Stapleford	27.095
16	77	W.Tessels	31.752
17	70	M.Pons	33.474
18	88	C.Stange	36.097
19	74	J.van Sikkelerus	36.493
20	49	S.Hornsey	45.778
21	34	J.Iturrioz	46.415
22	15	A.Coppola	46.840
23	50	K.Nagao	47.292
24	10	N.Calero	1'14.803

Lap 15

1	144	L.Mahias	14:12'37.890
2	64	F.Caricasulo	1.999
3	111	K.Smith	7.838
4	3	R.De Rosa	8.340
5	21	R.Krummenacher	11.912
6	11	S.Cortese	22.387
7	38	H.Soomer	23.956
8	86	A.Badovini	24.795
9	78	H.Okubo	26.242
10	36	T.Gradinger	26.394
11	98	H.Barbera	30.795
12	39	B.Quero Martinez	31.556
13	47	R.Hartog	32.449
14	81	L.Stapleford	32.721
15	70	M.Pons	40.294
16	74	J.van Sikkelerus	44.597
17	88	C.Stange	45.560
18	77	W.Tessels	49.504
19	49	S.Hornsey	53.657
20	34	J.Iturrioz	56.684
21	15	A.Coppola	56.690
22	50	K.Nagao	56.938

Lap 16

1	144	L.Mahias	14:14'23.754
2	64	F.Caricasulo	2.921
3	111	K.Smith	8.705
4	3	R.De Rosa	9.120
5	21	R.Krummenacher	12.502
6	11	S.Cortese	23.340
7	38	H.Soomer	25.526
8	86	A.Badovini	26.708
9	36	T.Gradinger	27.925
10	78	H.Okubo	27.930
11	98	H.Barbera	32.783
12	39	B.Quero Martinez	34.226
13	47	R.Hartog	34.451
14	81	L.Stapleford	34.551
15	70	M.Pons	43.344
16	74	J.van Sikkelerus	47.128
17	88	C.Stange	48.194
18	49	S.Hornsey	56.357
19	34	J.Iturrioz	1'00.797
20	50	K.Nagao	1'01.017
21	15	A.Coppola	1'01.034
22	77	W.Tessels	1'03.396

Lap 13

1	144	L.Mahias	14:09'06.126
2	64	F.Caricasulo	1.312
3	3	R.De Rosa	6.419
4	111	K.Smith	6.787
5	21	R.Krummenacher	10.598
6	11	S.Cortese	20.738
7	38	H.Soomer	21.836
8	86	A.Badovini	22.119
9	78	H.Okubo	23.598
10	36	T.Gradinger	24.393
11	98	H.Barbera	27.429
12	39	B.Quero Martinez	27.933
13	47	R.Hartog	28.561
14	81	L.Stapleford	29.867
15	77	W.Tessels	35.410
16	70	M.Pons	35.425
17	88	C.Stange	39.155
18	74	J.van Sikkelerus	39.421
19	49	S.Hornsey	48.109
20	34	J.Iturrioz	50.020
21	15	A.Coppola	50.501
22	50	K.Nagao	50.690
23	6	C.Perolari	1'02.674

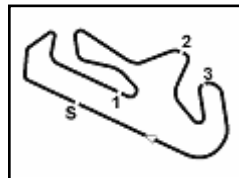
Lap 14

1	144	L.Mahias	14:10'52.010
2	64	F.Caricasulo	1.564
3	3	R.De Rosa	7.261
4	111	K.Smith	7.328
5	21	R.Krummenacher	11.241
6	11	S.Cortese	21.358
7	38	H.Soomer	22.864
8	86	A.Badovini	23.541
9	78	H.Okubo	24.972
10	36	T.Gradinger	25.267
11	98	H.Barbera	28.709
12	39	B.Quero Martinez	30.012
13	47	R.Hartog	30.654

16/09/2018

These data/results cannot be reproduced, stored and/or transmitted in whole or in part by any manner of electronic, mechanical, photocopying, recording, broadcasting or otherwise now known or herein after developed without the previous express consent by the copyright owner, except for reproduction in daily press and regular printed publications on sale to the public within 60 days of the event related to those data/results and always provided that copyright symbol appears together as follows below.

© DORNA WSBK ORGANIZATION Srl 2018



NOLAN Portuguese Round, 14 - 16 September 2018

World Supersport - Lap Chart Race

Race Pace Comparison

	64 Car	111 Smi	3 DeR	21 Kru	11 Cor	38 Soo	86 Bad	36 Gra	78 Oku	98 Bar	81 Sta	70 Pon	74 vSk	88 Stg
1	1'48.019	1'48.331	1'47.904	1'49.478	1'47.603	1'49.890	1'49.520	1'49.912	1'49.418	1'50.836	1'51.241	1'53.561	1'53.853	1'53.532
2	1'45.520	1'45.568	1'45.976	1'46.143	1'57.416	1'47.085	1'47.367	1'49.787	1'47.384	1'46.689	1'47.630	1'47.899	1'48.514	1'48.296
3	1'45.391	1'46.232	1'45.862	1'46.143	1'46.374	1'46.985	1'46.633	1'47.060	1'46.568	1'46.531	1'46.927	1'47.960	1'48.984	1'48.146
4	1'45.820	1'45.805	1'45.877	1'45.999	1'45.826	1'46.995	1'46.890	1'47.582	1'47.185	1'47.046	1'46.863	1'47.830	1'47.597	1'48.620
5	1'45.731	1'46.145	1'45.716	1'46.373	1'45.493	1'47.890	1'47.925	1'46.427	1'48.070	1'48.226	1'47.419	1'47.957	1'48.355	1'48.868
6	1'45.709	1'45.902	1'45.958	1'46.380	1'46.012	1'48.253	1'47.125	1'47.256	1'48.075	1'48.145	1'47.936	1'48.492	1'48.991	1'48.510
7	1'45.769	1'46.042	1'45.770	1'46.145	1'46.670	1'46.652	1'47.170	1'47.222	1'48.024	1'47.653	1'48.206	1'47.968	1'48.153	1'48.971
8	1'45.738	1'46.345	1'45.854	1'46.286	1'47.234	1'47.046	1'47.633	1'48.775	1'47.056	1'47.923	1'47.432	1'48.371	1'48.228	1'48.065
9	1'45.494	1'46.323	1'46.124	1'46.625	1'46.573	1'47.396	1'47.815	1'47.141	1'47.427	1'47.554	1'48.055	1'48.210	1'47.988	1'47.948
10	1'45.908	1'46.404	1'46.281	1'46.341	1'46.448	1'47.678	1'47.604	1'47.810	1'48.062	1'48.537	1'48.951	1'48.137	1'47.810	1'47.802
11	1'45.616	1'46.242	1'46.572	1'46.535	1'46.966	1'47.420	1'47.544	1'46.922	1'47.590	1'48.072	1'47.482	1'48.350	1'48.010	1'47.873
12	1'45.927	1'46.483	1'46.878	1'46.953	1'46.798	1'47.053	1'47.128	1'46.717	1'47.255	1'47.337	1'48.269	1'48.055	1'49.326	1'48.782
13	1'45.871	1'46.166	1'46.848	1'46.398	1'46.526	1'46.994	1'46.966	1'46.983	1'46.685	1'48.081	1'48.657	1'47.836	1'48.813	1'48.943
14	1'46.136	1'46.425	1'46.726	1'46.527	1'46.504	1'46.912	1'47.306	1'46.758	1'47.258	1'47.164	1'47.000	1'48.181	1'48.664	1'49.902
15	1'46.315	1'46.390	1'46.959	1'46.551	1'46.909	1'46.972	1'47.134	1'47.007	1'47.150	1'47.966	1'47.618	1'48.452	1'48.276	1'48.267
16	1'46.786	1'46.731	1'46.644	1'46.454	1'46.817	1'47.434	1'47.777	1'47.395	1'47.552	1'47.852	1'47.694	1'48.914	1'48.395	1'48.498

	144 Mah	39 Que	47 Har	49 Hor	34 Itu	50 Nag	15 Cop	77 Tes	6 Per	10 Cal	12 Mur	75 Lop	56 Seb	16 Clu
1	1'47.216	1'51.483	1'51.563	1'54.435	1'54.459	1'53.480	1'59.076	1'51.867	1'48.783	1'55.020	1'56.201	1'54.319	1'52.261	1'47.127
2	1'45.220	1'47.244	1'47.691	1'49.862	1'49.781	1'50.602	1'49.117	1'47.805	1'46.832	1'49.725	1'52.145	1'49.406	1'47.001	
3	1'45.450	1'46.388	1'47.247	1'50.012	1'48.765	1'50.064	1'48.711	1'47.774	1'46.942	1'49.687	1'52.001	1'48.672	1'47.493	
4	1'45.525	1'46.956	1'47.904	1'49.167	1'49.455	1'48.936	1'48.213	1'47.756	1'47.636	1'48.996	1'51.765	1'48.794	1'47.859	
5	1'45.749	1'47.107	1'47.480	1'49.350	1'49.075	1'49.662	1'48.576	1'47.383	1'48.301	1'50.068	1'52.430	1'48.500	1'47.382	
6	1'45.777	1'48.220	1'47.635	1'48.361	1'49.298	1'48.934	1'49.027	1'47.727	1'48.013	1'49.172	1'52.902	1'49.374		
7	1'45.683	1'47.473	1'47.107	1'48.634	1'48.804	1'48.992	1'48.350	1'47.295	1'48.018	1'49.709	1'52.611	2'00.223		
8	1'45.784	1'47.724	1'47.230	1'48.990	1'49.298	1'48.953	1'48.859	1'47.907	1'47.865	1'50.302	1'52.388			
9	1'45.616	1'48.517	1'47.831	1'49.948	1'49.731	1'49.377	1'49.478	1'48.513	1'47.869	1'50.965	1'51.951			
10	1'45.770	1'48.149	1'48.003	1'48.727	1'49.401	1'49.669	1'49.638	1'48.714	1'48.709	1'51.506	1'52.180			
11	1'45.713	1'48.808	1'47.731	1'48.687	1'48.734	1'48.746	1'48.635	1'48.804	1'48.094	1'53.825				
12	1'45.813	1'47.600	1'47.923	1'48.921	1'48.930	1'49.193	1'48.476	1'49.523	1'48.026	2'05.144				
13	1'45.885	1'47.465	1'48.417	1'48.216	1'49.490	1'49.283	1'49.546	1'49.543	2'22.787					
14	1'45.884	1'47.963	1'47.977	1'48.540	1'49.008	1'48.809	1'48.724	1'53.653						
15	1'45.880	1'47.424	1'47.675	1'48.772	1'49.420	1'49.203	1'49.229	1'52.205						
16	1'45.864	1'48.534	1'47.866	1'48.564	1'49.977	1'49.943	1'50.208	1'59.756						

16/09/2018

These data/results cannot be reproduced, stored and/or transmitted in whole or in part by any manner of electronic, mechanical, photocopying, recording, broadcasting or otherwise now known or herein after developed without the previous express consent by the copyright owner, except for reproduction in daily press and regular printed publications on sale to the public within 60 days of the event related to those data/results and always provided that copyright symbol appears together as follows below.

© DORNA WSBK ORGANIZATION Srl 2018

FCR PERUGIA TIMING



Official Tyre Supplier



Official Timekeeper