

**NOLAN Portuguese Round, 14 - 16 September 2018**  
**World Supersport - Chronological Analysis Race**

Portimao 4.592 m

Start at 13:46'10.925

1 / 4

1° 144 L. MAHIAS (1'45.220)							
Lap	Seg.1	Seg.2	Seg.3	Seg.4	Lap Time	km/h	Local Time
1		31.493	20.807	<b>19.698</b>	1'47.216		13:47'58.141
2	<b>33.643</b>	31.300	<b>20.478</b>	19.799	<b>1'45.220</b>	<b>280,0</b>	13:49'43.361
3	33.685	31.339	20.528	19.898	1'45.450	272,3	13:51'28.811
4	33.660	31.305	20.510	20.050	1'45.525	275,7	13:53'14.336
5	33.843	31.404	20.563	19.939	1'45.749	275,7	13:55'00.085
6	33.908	31.382	20.514	19.973	1'45.777	275,0	13:56'45.862
7	33.833	<b>31.280</b>	20.586	19.984	1'45.683	273,6	13:58'31.545
8	33.956	31.311	20.690	19.827	1'45.784	274,3	14:00'17.329
9	33.751	31.419	20.614	19.832	1'45.616	275,0	14:02'02.945
10	33.784	31.378	20.747	19.861	1'45.770	276,4	14:03'48.715
11	33.817	31.506	20.621	19.769	1'45.713	277,8	14:05'34.428
12	33.927	31.501	20.644	19.741	1'45.813	274,3	14:07'20.241
13	33.951	31.392	20.688	19.854	1'45.885	272,9	14:09'06.126
14	33.928	31.491	20.602	19.863	1'45.884	275,0	14:10'52.010
15	33.818	31.446	20.674	19.942	1'45.880	275,0	14:12'37.890
16	33.959	31.589	20.517	19.799	1'45.864	275,0	14:14'23.754
17	34.270	31.504	20.833	21.076	1'47.683C	272,3	14:16'11.437
Race Time 28'12.829							

2° 64 F. CARICASULO (1'45.391)							
Lap	Seg.1	Seg.2	Seg.3	Seg.4	Lap Time	km/h	Local Time
1		<b>31.236</b>	20.781	<b>19.681</b>	1'48.019		13:47'58.944
2		31.598	20.667	19.733	1'45.520	<b>285,9</b>	13:49'44.464
3	33.656	31.279	<b>20.627</b>	19.829	<b>1'45.391</b>	278,6	13:51'29.855
4	33.646	31.508	20.647	20.019	1'45.820	277,8	13:53'15.675
5	33.628	31.473	20.688	19.942	1'45.731	280,0	13:55'01.406
6	33.648	31.426	20.658	19.977	1'45.709	278,6	13:56'47.115
7	33.666	31.400	20.713	19.990	1'45.769	277,8	13:58'32.884
8	33.735	31.315	20.741	19.947	1'45.738	277,8	14:00'18.622
9	33.535	31.399	<b>20.627</b>	19.933	1'45.494	277,8	14:02'04.116
10	33.639	31.480	20.726	20.063	1'45.908	278,6	14:03'50.024
11	33.656	31.375	20.700	19.885	1'45.616	279,3	14:05'35.640
12	33.751	31.540	20.787	19.849	1'45.927	277,8	14:07'21.567
13	33.735	31.637	20.642	19.857	1'45.871	277,1	14:09'07.438
14	33.682	31.741	20.752	19.961	1'46.136	277,8	14:10'53.574
15	33.727	31.611	20.837	20.140	1'46.315	277,8	14:12'39.889
16	33.866	31.792	20.967	20.161	1'46.786	278,6	14:14'26.675
17	33.898	31.854	20.864	20.208	1'46.824C	275,7	14:16'13.499
Race Time 28'15.750							

3° 111 K. SMITH (1'45.568)							
Lap	Seg.1	Seg.2	Seg.3	Seg.4	Lap Time	km/h	Local Time
1		31.624	20.882	19.646	1'48.331		13:47'59.256
2	33.922	31.455	20.723	19.468	<b>1'45.568</b>	275,0	13:49'44.824
3	34.318	31.338	20.908	19.668	1'46.232	<b>277,1</b>	13:51'31.056
4	33.894	31.377	20.724	19.810	1'45.805	275,0	13:53'16.861
5	34.104	31.552	20.688	19.801	1'46.145	275,7	13:55'03.006
6	33.989	31.429	20.679	19.805	1'45.902	273,6	13:56'48.908
7			20.624	19.962	1'46.042	272,9	13:58'34.950
8				19.848	1'46.345	272,9	14:00'21.295
9	33.984	31.510	20.795	20.028	1'46.323	270,9	14:02'07.618
10	33.810	31.544	20.839	20.211	1'46.404	272,9	14:03'54.022
11	33.769	31.569	20.897	20.007	1'46.242	270,9	14:05'40.264
12	34.076	31.364	20.596	19.680	1'46.483	269,6	14:07'26.747
13	33.862	31.262	20.750	<b>19.300</b>	1'46.166	264,9	14:09'12.913
14	33.910	31.383	<b>20.568</b>	19.828	1'46.425	268,9	14:10'59.338
15	33.880	<b>31.094</b>	20.837	20.579	1'46.390	273,6	14:12'45.728
16	<b>33.427</b>	31.792	20.967	20.545	1'46.731		14:14'32.459
17	33.814	31.854	20.864	20.211	1'46.743C	269,6	14:16'19.202
Race Time 28'21.534							

4° 3 R. DE ROSA (1'45.716)							
Lap	Seg.1	Seg.2	Seg.3	Seg.4	Lap Time	km/h	Local Time
1		31.501	20.796	<b>19.704</b>	1'47.904		13:47'58.829
2	33.891	31.665	20.693	<b>19.727</b>	1'45.976	272,9	13:49'44.805

3	33.961	31.357	20.655	19.889	1'45.862	273,6	13:51'30.667
4	33.875	<b>31.333</b>	20.693	19.976	1'45.877	268,9	13:53'16.544
5	33.809	31.366	<b>20.629</b>	19.912	<b>1'45.716</b>	273,6	13:55'02.260
6	33.737	31.400	20.879	19.942	1'45.958	272,3	13:56'48.218
7	<b>33.699</b>	31.399	20.676	19.996	1'45.770	271,6	13:58'33.988
8	33.800	31.376	20.738	19.940	1'45.854	272,3	14:00'19.842
9	33.843	31.510	20.795	19.976	1'46.124	270,9	14:02'05.966
10	33.862	31.544	20.839	20.036	1'46.281	272,9	14:03'52.247
11	33.944	31.569	20.897	20.162	1'46.572	270,9	14:05'38.819
12	34.288	31.612	20.748	20.230	1'46.878	269,6	14:07'25.697
13	34.164	31.802	20.750	20.132	1'46.848	264,9	14:09'12.545
14	34.102	31.669	20.894	20.061	1'46.726	268,9	14:10'59.271
15	34.226	31.786	21.079	19.868	1'46.959	268,9	14:12'46.230
16	33.958	31.693	21.076	19.917	1'46.644	<b>276,4</b>	14:14'32.874
17	33.954	31.785	21.007	19.948	1'46.694C	273,6	14:16'19.568
Race Time 28'21.949							

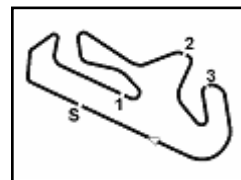
5° 21 R. KRUMMENACHER (1'45.999)							
Lap	Seg.1	Seg.2	Seg.3	Seg.4	Lap Time	km/h	Local Time
1		31.778	20.969	19.736	1'49.478		13:48'00.403
2	33.917	31.639	21.004	<b>19.583</b>	1'46.143	275,0	13:49'46.546
3	33.925	31.396	21.055	19.767	1'46.143	277,8	13:51'32.689
4	33.894	<b>31.392</b>	20.961	19.752	<b>1'45.999</b>	275,7	13:53'18.688
5	34.070	31.527	20.954	19.822	1'46.373	277,8	13:55'05.061
6	33.987	31.543	20.920	19.930	1'46.380	273,6	13:56'51.441
7	<b>33.803</b>	31.509	20.975	19.858	1'46.145	273,6	13:58'37.586
8	33.863	31.603	21.063	19.757	1'46.286	274,3	14:00'23.872
9	34.107	31.495	21.242	19.781	1'46.625	275,0	14:02'10.497
10	33.837	31.521	21.095	19.888	1'46.341	277,1	14:03'56.838
11	33.827	31.794	20.977	19.937	1'46.535	<b>278,6</b>	14:05'43.373
12	34.293	31.764	21.082	19.814	1'46.953	275,7	14:07'30.326
13	33.955	31.702	<b>20.895</b>	19.846	1'46.398	275,7	14:09'16.724
14	33.973	31.690	21.008	19.856	1'46.527	276,4	14:11'03.251
15	33.988	31.603	21.110	19.850	1'46.551	275,7	14:12'49.802
16	33.986	31.720	20.958	19.790	1'46.454	276,4	14:14'36.256
17	33.781	31.396	21.083	20.029	1'46.289C	275,7	14:16'22.545
Race Time 28'25.331							

6° 11 S. CORTESE (1'45.493)							
Lap	Seg.1	Seg.2	Seg.3	Seg.4	Lap Time	km/h	Local Time
1		31.721	20.726	19.681	1'47.603		13:47'58.528
2	<b>33.592</b>	43.413	20.912	<b>19.499</b>	1'57.416	<b>285,9</b>	13:49'55.944
3	34.100	31.764	20.920	19.590	1'46.374	280,0	13:51'42.318
4	33.695	31.755	<b>20.713</b>	19.663	1'45.826	283,7	13:53'28.144
5	33.835	<b>31.310</b>	20.732	19.616	<b>1'45.493</b>	280,7	13:55'13.637
6	33.724	31.749	20.901	19.638	1'46.012	281,5	13:56'59.649
7	34.089	31.686	21.186	19.709	1'46.670	282,9	13:58'46.319
8	34.599	31.774	21.171	19.690	1'47.234	271,6	14:00'33.553
9	34.190	31.836	20.873	19.674	1'46.573	272,3	14:02'20.126
10	34.020	31.570	20.975	19.883	1'46.448	276,4	14:04'06.574
11	34.140	31.785	21.079	19.962	1'46.966	278,6	14:05'53.540
12	34.274	31.724	21.013	19.787	1'46.798	277,1	14:07'40.338
13	33.957	31.706	21.009	19.854	1'46.526	277,8	14:09'26.864
14	34.092	31.588	20.976	19.848	1'46.504	277,8	14:11'13.368
15	34.435	31.652	20.873	19.949	1'46.909	282,2	14:13'00.277
16	34.182	31.690	21.044	19.901	1'46.817	277,1	14:14'47.094
17	34.157	31.746	21.140	20.003	1'47.046C	279,3	14:16'34.140
Race Time 28'36.169							

7° 38 H. SOOMER (1'46.652)							
Lap	Seg.1	Seg.2	Seg.3	Seg.4	Lap Time	km/h	Local Time
1		32.069	20.782	19.930	1'49.890		13:48'00.815
2	34.748	31.625	20.997	<b>19.715</b>	1'47.085	278,6	13:49'47.900
3	34.430	<b>31.519</b>	21.111	19.925	1'46.985	275,7	13:51'34.885
4	34.259	31.526	20.999	19.911	1'46.695	275,0	13:53'21.580
5	34.646	31.995	21.082	20.167	1'47.890	<b>280,0</b>	13:55'09.470
6	35.157	31.896	21.308	19.892	1'48.253	275,0	13:56'57.723

16/09/2018 P = Pits In/Out - C = Lap Time Cancelled

These data/results cannot be reproduced, stored and/or transmitted in whole or in part by any manner of electronic, mechanical, photocopying, recording, broadcasting or otherwise now known or herein after developed without the previous express consent by the copyright owner, except for reproduction in daily press and regular printed publications on



Portimao 4.592 m

## NOLAN Portuguese Round, 14 - 16 September 2018

### World Supersport - Chronological Analysis Race

Start at 13:46'10.925

2 / 4

Lap	Seg.1	Seg.2	Seg.3	Seg.4	Lap Time	km/h	Local Time
7	34.146	31.627	20.761	20.118	1'46.652	280,0	13:58'44.375
8	34.545	31.574	21.057	19.870	1'47.046	268,9	14:00'31.421
9	34.173	31.836	21.302	20.085	1'47.396	276,4	14:02'18.817
10	34.309	31.956	21.097	20.316	1'47.678	270,9	14:04'06.495
11	34.550	31.816	20.984	20.070	1'47.420	270,9	14:05'53.915
12	34.391	31.648	20.988	20.026	1'47.053	272,9	14:07'40.968
13	34.288	31.755	20.926	20.025	1'46.994	270,9	14:09'27.962
14	34.238	31.716	20.931	20.027	1'46.912	270,9	14:11'14.874
15	34.233	31.650	20.937	20.152	1'46.972	272,9	14:13'01.846
16	34.232	32.057	20.927	20.218	1'47.434	270,9	14:14'49.280
17	34.461	31.918	21.020	20.095	1'47.494C	270,9	14:16'36.774

Race Time 28'40.759

11° 98 H. BARBERA (1'46.531)							
Lap	Seg.1	Seg.2	Seg.3	Seg.4	Lap Time	km/h	Local Time
1					1'46.531	275,0	13:48'01.761
2	34.278	31.668	21.062	19.681	1'46.689	276,4	13:49'48.450
3	34.135	31.662	20.913	19.821	1'46.531	276,4	13:51'34.981
4	34.615	31.614	21.061	19.756	1'47.046	277,8	13:53'22.027
5	34.410	32.796	21.170	19.850	1'48.226	277,8	13:55'10.253
6	34.749	32.001	21.411	19.984	1'48.145	264,3	13:56'58.398
7	34.815	31.807	21.045	19.986	1'47.653	277,1	13:58'46.051
8	34.354	32.242	21.433	19.894	1'47.923	269,6	14:00'33.974
9	34.343	32.265	21.050	19.896	1'47.554	270,9	14:02'21.528
10	34.765	32.150	21.681	19.941	1'48.537	277,1	14:04'10.065
11	34.798	31.933	21.267	20.074	1'48.072	273,6	14:05'58.137
12	34.331	31.967	21.087	19.952	1'47.337	273,6	14:07'45.474
13	34.829	31.802	21.373	20.077	1'48.081	270,9	14:09'33.555
14	34.305	31.728	21.101	20.030	1'47.164	273,6	14:11'20.719
15	34.409	32.219	21.176	20.162	1'47.966	273,6	14:13'08.685
16	34.397	32.148	21.042	20.265	1'47.852	273,6	14:14'56.537
17	34.553	32.171	21.266	20.243	1'48.233C	274,3	14:16'44.770

Race Time 28'45.612

8° 86 A. BADOVINI (1'46.633)							
Lap	Seg.1	Seg.2	Seg.3	Seg.4	Lap Time	km/h	Local Time
1	31.762	21.048	19.885	1'49.520	13:48'00.445		
2	34.952	31.528	21.033	19.854	1'47.367	272,3	13:49'47.812
3	34.257	31.621	20.867	19.888	1'46.633	271,6	13:51'34.445
4	34.175	31.651	20.999	20.065	1'46.890	273,6	13:53'21.335
5	34.792	31.823	21.108	20.202	1'47.925	270,2	13:55'09.260
6	34.303	31.717	20.878	20.227	1'47.125	267,6	13:56'56.385
7	34.316	31.645	20.955	20.254	1'47.170	268,2	13:58'43.555
8	34.507	31.740	21.201	20.185	1'47.633	267,6	14:00'31.188
9	34.671	31.799	21.413	19.932	1'47.815	267,6	14:02'19.003
10	34.323	31.912	21.152	20.217	1'47.604	271,6	14:04'06.607
11	34.695	31.756	21.012	20.081	1'47.544	268,2	14:05'54.151
12	34.540	31.659	20.974	19.955	1'47.128	270,2	14:07'41.279
13	34.212	31.644	21.060	20.050	1'46.966	272,9	14:09'28.245
14	34.254	31.968	21.071	20.013	1'47.306	270,9	14:11'15.551
15	34.224	31.694	21.057	20.159	1'47.134	272,9	14:13'02.685
16	34.553	31.876	21.099	20.249	1'47.777	270,2	14:14'50.462
17	34.517	31.943	21.152	20.273	1'47.885C	270,2	14:16'38.347

Race Time 28'39.537

9° 36 T. GRADINGER (1'46.427)							
Lap	Seg.1	Seg.2	Seg.3	Seg.4	Lap Time	km/h	Local Time
1	31.895	21.052	19.530	1'49.912	13:48'00.837		
2	36.957	32.010	21.316	19.504	1'49.787	285,2	13:49'50.624
3	34.351	31.885	21.223	19.601	1'47.060	265,6	13:51'37.684
4	34.306	31.958	21.233	20.085	1'47.582	268,9	13:53'25.266
5	33.925	31.777	21.132	19.593	1'46.427	280,7	13:55'11.693
6	34.232	32.078	21.263	19.683	1'47.256	279,3	13:56'58.949
7	34.401	31.941	21.217	19.663	1'47.222	278,6	13:58'46.171
8	34.610	33.289	21.258	19.618	1'48.775	270,2	14:00'34.946
9	34.071	32.154	21.251	19.665	1'47.141	274,3	14:02'22.087
10	34.465	32.085	21.344	19.916	1'47.810	280,7	14:04'09.897
11	34.019	32.071	21.083	19.749	1'46.922	280,0	14:05'56.819
12	34.119	31.891	21.094	19.613	1'46.717	280,0	14:07'43.536
13	34.240	31.934	21.048	19.761	1'46.983	279,3	14:09'30.519
14	33.984	32.098	21.062	19.614	1'46.758	280,7	14:11'17.277
15	34.161	32.017	21.093	19.736	1'47.007	280,0	14:13'04.284
16	34.441	32.043	21.108	19.803	1'47.395	279,3	14:14'51.679
17	34.574	32.247	21.047	19.778	1'47.646C	274,3	14:16'39.325

Race Time 28'40.754

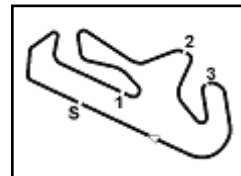
10° 78 H. OKUBO (1'46.568)							
Lap	Seg.1	Seg.2	Seg.3	Seg.4	Lap Time	km/h	Local Time
1	31.869	21.047	19.966	1'49.418	13:48'00.343		
2	34.586	31.882	20.990	19.926	1'47.384	277,1	13:49'47.727
3	34.074	31.717	20.863	19.914	1'46.568	272,3	13:51'34.295
4	34.071	31.751	21.424	19.939	1'47.185	274,3	13:53'21.480
5	34.832	32.129	21.059	20.050	1'48.070	277,8	13:55'09.550
6	34.749	32.125	21.212	19.989	1'48.075	272,3	13:56'57.625
7	34.788	32.041	21.230	19.965	1'48.024	279,3	13:58'45.649
8	34.092	32.061	20.858	20.045	1'47.056	280,0	14:00'32.705
9	34.143	32.259	21.076	19.949	1'47.427	276,4	14:02'20.132
10	34.573	32.013	21.206	20.270	1'48.062	274,3	14:04'08.194
11							
12							
13							
14							
15							

Race Time 28'40.754

16/09/2018 P = Pits In/Out - C = Lap Time Cancelled

These data/results cannot be reproduced, stored and/or transmitted in whole or in part by any manner of electronic, mechanical, photocopying, recording, broadcasting or otherwise now known or herein after developed without the previous express consent by the copyright owner, except for reproduction in daily press and regular printed publications on sale to the public within 60 days of the event related to those data/results and always provided that copyright symbol appears together as follows below.

© DORNA WSBK ORGANIZATION Srl 2018



Start at 13:46'10.925

16	34.482	31.973	21.295	20.116	1'47.866	271,6	14:14'58.205
17	34.477	31.981	40.735	21.959	2'09.152C	277,1	14:17'07.357

Race Time 28'47.280

<b>14° 81 L. STAPLEFORD (1'46.863)</b>							
Lap	Seg.1	Seg.2	Seg.3	Seg.4	Lap Time	km/h	Local Time

1		32.459	21.623	19.741	1'51.241		13:48'02.166
2	34.560	31.854	21.388	19.828	1'47.630	270,2	13:49'49.796
3	34.186	31.830	21.170	19.741	1'46.927	<b>277,8</b>	13:51'36.723
4	34.121	<b>31.795</b>	<b>21.124</b>	19.823	1'46.863	273,6	13:53'23.586
5	34.249	32.194	21.253	19.723	1'47.419	273,6	13:55'11.005
6	34.400	32.035	21.640	19.861	1'47.936	271,6	13:56'58.941
7	34.855	32.191	21.412	19.748	1'48.206	258,6	13:58'47.147
8	34.400	32.101	21.264	19.667	1'47.432	272,3	14:00'34.579
9	34.288	32.181	21.697	19.889	1'48.055	273,6	14:02'22.634
10	35.626	32.098	21.424	19.803	1'48.951	274,3	14:04'11.585
11	34.494	31.922	21.386	19.680	1'47.482	275,7	14:05'59.067
12	34.616	32.234	21.430	19.989	1'48.269	266,9	14:07'47.336
13	35.420	32.172	21.346	19.719	1'48.657	236,1	14:09'35.993
14	<b>34.101</b>	32.034	21.212	<b>19.653</b>	1'47.000	272,9	14:11'22.993
15	34.342	32.117	21.432	19.727	1'47.618	274,3	14:13'10.611
16	34.451	32.034	21.421	19.788	1'47.694	270,9	14:14'58.305
17	34.656	32.040	22.830	21.244	1'50.770C	268,2	14:16'49.075

Race Time 28'47.380

<b>15° 70 M. PONS (1'47.830)</b>							
Lap	Seg.1	Seg.2	Seg.3	Seg.4	Lap Time	km/h	Local Time

1		33.473	21.550	<b>19.907</b>	1'53.561		13:48'04.486
2	34.737	32.032	21.132	19.998	1'47.899	<b>281,5</b>	13:49'52.385
3	34.716	32.154	21.158	19.932	1'47.960	272,3	13:51'40.345
4	34.679	32.040	<b>21.088</b>	20.023	<b>1'47.830</b>	270,2	13:53'28.175
5	34.783	32.041	21.129	20.004	1'47.957	272,9	13:55'16.132
6	34.770	32.307	21.149	20.266	1'48.492	274,3	13:57'04.624
7	<b>34.371</b>	32.315	21.199	20.083	1'47.968	269,6	13:58'52.592
8	34.720	32.385	21.223	20.043	1'48.371	268,9	14:00'40.963
9	34.510	32.352	21.192	20.156	1'48.210	269,6	14:02'29.173
10	34.523	32.261	21.241	20.112	1'48.137	270,2	14:04'17.310
11	34.580	32.369	21.242	20.159	1'48.350	270,2	14:06'05.660
12	34.647	32.294	21.122	19.992	1'48.055	268,2	14:07'53.715
13	34.499	<b>31.912</b>	21.423	20.002	1'47.836	268,2	14:09'41.551
14	34.503	32.346	21.175	20.157	1'48.181	269,6	14:11'29.732
15	34.666	32.453	21.236	20.097	1'48.452	269,6	14:13'18.184
16	34.954	32.296	21.308	20.356	1'48.914	268,2	14:15'07.098
17	34.653	32.346	21.409	20.243	1'48.651C	268,9	14:16'55.749

Race Time 28'56.173

<b>16° 74 J. VAN SIKKELERUS (1'47.597)</b>							
Lap	Seg.1	Seg.2	Seg.3	Seg.4	Lap Time	km/h	Local Time

1		33.373	21.869	<b>19.978</b>	1'53.853		13:48'04.778
2	35.043	32.375	21.092	20.004	1'48.514	264,9	13:49'53.292
3	35.633	32.157	21.094	20.100	1'48.984	<b>270,9</b>	13:51'42.276
4	<b>34.462</b>	<b>31.899</b>	21.096	20.140	<b>1'47.597</b>	266,2	13:53'29.873
5	34.699	32.431	<b>20.984</b>	20.241	1'48.355	270,2	13:55'18.228
6	35.200	32.493	21.181	20.117	1'48.991	259,9	13:57'07.219
7	34.559	32.277	21.107	20.210	1'48.153	267,6	13:58'55.372
8	34.741	32.148	21.179	20.160	1'48.228	263,7	14:00'43.600
9	34.616	32.021	21.109	20.242	1'47.988	264,9	14:02'31.588
10	34.479	32.104	21.042	20.185	1'47.810	266,9	14:04'19.398
11	34.492	32.195	21.076	20.247	1'48.010	266,2	14:06'07.408
12	35.286	32.450	21.438	20.152	1'49.326	258,6	14:07'56.734
13	34.775	32.460	21.436	20.142	1'48.813	266,9	14:09'45.547
14	34.751	32.425	21.156	20.332	1'48.664	267,6	14:11'34.211
15	34.702	32.239	21.160	20.175	1'48.276	263,7	14:13'22.487
16	34.593	32.432	21.065	20.305	1'48.395	263,0	14:15'10.882
17	34.552	32.063	21.161	20.122	1'47.898C	264,9	14:16'58.780

Race Time 28'59.957

<b>17° 88 C. STANGE (1'47.802)</b>							
Lap	Seg.1	Seg.2	Seg.3	Seg.4	Lap Time	km/h	Local Time

1		33.122	21.812	19.973	1'53.532		13:48'04.457
2	35.197	32.192	<b>21.096</b>	<b>19.811</b>	1'48.296	275,0	13:49'52.753
3	34.880	32.182	21.103	19.981	1'48.146	<b>276,4</b>	13:51'40.899
4	34.690	32.653	21.269	20.008	1'48.620	274,3	13:53'29.519
5	34.796	32.864	21.256	19.952	1'48.868	272,9	13:55'18.387
6	34.903	32.302	21.272	20.033	1'48.510	271,6	13:57'06.897
7	34.910	32.549	21.459	20.053	1'48.971	268,9	13:58'55.868
8	34.779	32.111	21.232	19.943	1'48.065	269,6	14:00'43.933
9	34.611	<b>31.932</b>	21.458	19.947	1'47.948	274,3	14:02'31.881
10	34.537	32.109	21.197	19.959	<b>1'47.802</b>	274,3	14:04'19.683
11	<b>34.520</b>	32.235	21.176	19.942	1'47.873	272,3	14:06'07.556
12	34.848	32.517	21.364	20.053	1'48.782	270,9	14:07'56.338
13	34.924	32.439	21.506	20.074	1'48.943	268,9	14:09'45.281
14	34.829	33.785	21.348	19.940	1'49.902	268,2	14:11'35.183
15	34.800	32.279	21.201	19.987	1'48.267	270,2	14:13'23.450
16	34.775	32.376	21.214	20.133	1'48.498	268,9	14:15'11.948
17	34.682	32.166	21.279	20.104	1'48.231C	271,6	14:17'00.179

Race Time 29'01.023

<b>18° 49 S. HORNSEY (1'48.216)</b>							
Lap	Seg.1	Seg.2	Seg.3	Seg.4	Lap Time	km/h	Local Time

1		32.997	21.914	19.953	1'54.435		13:48'05.360
2	35.526	32.676	21.814	<b>19.846</b>	1'49.862	268,2	13:49'55.222
3	35.504	32.918	21.437	20.153	1'50.012	252,0	13:51'45.234
4	35.407	32.613	21.270	19.877	1'49.167	265,6	13:53'34.401
5	35.590	32.475	21.284	20.001	1'49.350	<b>268,9</b>	13:55'23.751
6	35.042	32.171	21.180	19.968	1'48.361	266,9	13:57'12.112
7	34.950	32.315	21.271	20.098	1'48.634	267,6	13:59'00.746
8	35.257	32.388	21.148	20.197	1'48.990	263,7	14:00'49.736
9	35.422	32.788	21.678	20.060	1'49.948	264,3	14:02'39.684
10	34.982	32.207	21.217	20.321	1'48.727	265,6	14:04'28.411
11	35.016	32.346	21.175	20.150	1'48.687	264,9	14:06'17.098
12	35.061	32.439	21.259	20.162	1'48.921	261,1	14:08'06.019
13	34.917	32.209	<b>21.065</b>	20.025	<b>1'48.216</b>	262,4	14:09'54.235
14	35.007	32.216	21.146	20.171	1'48.540	261,7	14:11'42.775
15	<b>34.703</b>	32.351	21.301	20.417	1'48.772	265,6	14:13'31.547
16	35.168	<b>32.052</b>	21.192	20.152	1'48.564	261,1	14:15'20.111
17	35.077	32.312	21.512	20.286	1'49.187C	263,7	14:17'09.298

Race Time 29'09.186

<b>19° 34 J. ITURRIOZ (1'48.734)</b>							
Lap	Seg.1	Seg.2	Seg.3	Seg.4	Lap Time	km/h	Local Time

1		33.448	21.864	20.387	1'54.459		13:48'05.384
2	35.646	32.729	21.324	20.082	1'49.781	259,9	13:49'55.165
3	35.028	32.544	<b>20.984</b>	20.209	1'48.765	264,9	13:51'43.930
4	35.368	32.441	21.416	20.230	1'49.455	<b>268,9</b>	13:53'33.385
5	34.865	32.641	21.319	20.250	1'49.075	268,2	13:55'22.460
6	35.026	32.568	21.498	20.206	1'49.298	264,3	13:57'11.758
7	<b>34.834</b>	<b>32.354</b>	21.328	20.288	1'48.804	266,2	13:59'00.562
8	35.157	32.694	21.337	20.110	1'49.298	262,4	14:00'49.860
9	35.107	32.775	21.683	20.166	1'49.731	266,2	14:02'39.591
10	35.313	32.617	21.425	20.046	1'49.401	264,3	14:04'28.992
11	34.838	32.525	21.329	20.042	<b>1'48.734</b>	267,6	14:06'17.726
12	34.886	32.651	21.350	20.043	1'48.930	263,7	14:08'06.656
13	34.963	32.392	21.931	20.204	1'49.490	265,6	14:09'56.146
14	34.912	32.553	21.413	20.130	1'49.008	263,0	14:11'45.154
15	34.949	32.740	21.812	<b>19.919</b>	1'49.420	265,6	14:13'34.574
16	35.316	32.691	21.784	20.186	1'49.977	264,3	14:15'24.551
17	35.095	32.984	21.516	20.218	1'49.813C	263,7	14:17'14.364

Race Time 29'13.626

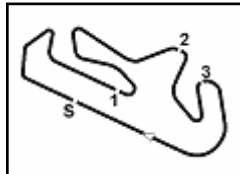
<b>20° 50 K. NAGAO (1'48.746)</b>							
Lap	Seg.1	Seg.2	Seg.3	Seg.4	Lap Time	km/h	Local Time

1		33.220	21.639	20.205	1'53.480		13:48'04.405
2	35.929	33.054	21.362	20.257	1'50.602	<b>272,3</b>	13:49'55.007

16/09/2018 P = Pits In/Out - C = Lap Time Cancelled

These data/results cannot be reproduced, stored and/or transmitted in whole or in part by any manner of electronic, mechanical, photocopying, recording, broadcasting or otherwise now known or herein after developed without the previous express consent by the copyright owner, except for reproduction in daily press and regular printed publications on sale to the public within 60 days of the event related to those data/results and always provided that copyright symbol appears together as follows below.

© DORNA WSBK ORGANIZATION Srl 2018



## NOLAN Portuguese Round, 14 - 16 September 2018

### World Supersport - Chronological Analysis Race

Portimao 4.592 m

Start at 13:46'10.925

4 / 4

3	35.000	33.411	21.377	20.276	1'50.064	267,6	13:51'45.071	8	34.696	31.882	21.322	19.965	1'47.865	269,6	14:00'33.315
4	34.757	32.502	21.297	20.380	1'48.936	271,6	13:53'34.007	9	34.436	32.110	21.385	19.938	1'47.869	273,6	14:02'21.184
5	35.558	32.585	<b>21.253</b>	20.266	1'49.662	<b>272,3</b>	13:55'23.669	10	34.980	32.157	21.377	20.195	1'48.709	274,3	14:04'09.893
6	34.738	32.516	21.577	20.103	1'48.934	271,6	13:57'12.603	11	34.573	32.159	21.249	20.113	1'48.094	272,9	14:05'57.987
7	34.902	32.504	21.267	20.319	1'48.992	270,9	13:59'01.595	12	34.657	32.040	21.405	19.924	1'48.026	271,6	14:07'46.013
8	34.842	32.661	21.331	20.119	1'48.953	268,2	14:00'50.548	13	57.052	35.153	23.009	27.573	2'22.787P	272,9	14:10'08.800
9	34.875	32.681	21.697	20.124	1'49.377	269,6	14:02'39.925								Race Time 23'57.875

10 N. CALERO (1'48.996)							
Lap	Seg.1	Seg.2	Seg.3	Seg.4	Lap Time	km/h	Local Time
1		33.423	21.784	20.055	1'55.020		13:48'05.945
2	35.441	32.608	21.655	20.021	1'49.725	262,4	13:49'55.670
3	35.446	32.824	21.425	<b>19.992</b>	1'49.687	267,6	13:51'45.357
4	<b>35.058</b>	32.558	<b>21.204</b>	20.176	<b>1'48.996</b>	268,2	13:53'34.353
5	35.312	33.012	21.481	20.263	1'50.068	268,2	13:55'24.421
6	35.181	<b>32.513</b>	21.269	20.209	1'49.172	266,9	13:57'13.593
7	35.166	32.813	21.235	20.495	1'49.709	<b>268,9</b>	13:59'03.302
8	35.457	32.858	21.531	20.456	1'50.302	267,6	14:00'53.604
9	35.742	32.948	21.612	20.663	1'50.965	266,9	14:02'44.569
10	35.681	33.285	21.741	20.799	1'51.506	267,6	14:04'36.075
11	35.850	33.370	23.693	20.912	1'53.825	266,9	14:06'29.900
12	36.085	33.125	25.682	30.252	2'05.144P	263,0	14:08'35.044
							Race Time 22'24.119

21° 15 A. COPPOLA (1'48.213)							
Lap	Seg.1	Seg.2	Seg.3	Seg.4	Lap Time	km/h	Local Time
1		32.486	21.383	20.012	1'59.076		13:48'10.001
2	34.680	32.271	21.512	20.654	1'49.117	267,6	13:49'59.118
3	34.869	32.332	21.345	20.165	1'48.711	264,3	13:51'47.829
4	34.609	<b>32.158</b>	21.318	20.128	<b>1'48.213</b>	266,9	13:53'36.042
5	34.843	32.401	21.326	<b>20.006</b>	1'48.576	266,2	13:55'24.618
6	35.243	32.473	<b>21.301</b>	20.010	1'49.027	263,7	13:57'13.645
7	<b>34.576</b>	32.176	21.350	20.248	1'48.350	268,2	13:59'01.995
8	34.874	32.504	21.453	20.028	1'48.859	266,2	14:00'50.854
9	34.976	32.608	21.612	20.282	1'49.478	262,4	14:02'40.332
10	35.660	32.455	21.370	20.153	1'49.638	<b>268,9</b>	14:04'29.970
11	34.760	32.341	21.403	20.131	1'48.635	267,6	14:06'18.605
12	34.698	32.295	21.415	20.068	1'48.476	264,3	14:08'07.081
13	34.883	32.375	21.880	20.408	1'49.546	265,6	14:09'56.627
14	34.778	32.379	21.509	20.058	1'48.724	264,9	14:11'45.351
15	35.041	32.450	21.631	20.107	1'49.229	263,0	14:13'34.580
16	35.542	32.612	21.818	20.236	1'50.208	266,9	14:15'24.788
17	35.200	32.898	21.639	20.275	1'50.012C	258,6	14:17'14.800
							Race Time 29'13.863

12 A. MURLEY (1'51.765)							
Lap	Seg.1	Seg.2	Seg.3	Seg.4	Lap Time	km/h	Local Time
1		33.594	<b>21.773</b>	<b>20.729</b>	1'56.201		13:48'07.126
2	35.837	33.335	21.985	20.988	1'52.145	<b>262,4</b>	13:49'59.271
3	36.073	33.202	21.884	20.842	1'52.001	258,6	13:51'51.272
4	35.872	<b>33.075</b>	21.898	20.920	<b>1'51.765</b>	255,6	13:53'43.037
5	36.054	33.230	22.145	21.001	1'52.430	255,0	13:55'35.467
6	36.152	33.383	22.326	21.041	1'52.902	251,4	13:57'28.369
7	36.296	33.217	22.125	20.973	1'52.611	251,4	13:59'20.980
8	35.976	33.322	22.153	20.937	1'52.388	249,7	14:01'13.368
9	36.021	33.121	21.799	21.010	1'51.951	250,3	14:03'05.319
10	<b>35.817</b>	33.358	21.975	21.030	1'52.180	250,8	14:04'57.499
							Race Time 18'46.574

77 W. TESSELS (1'47.295)							
Lap	Seg.1	Seg.2	Seg.3	Seg.4	Lap Time	km/h	Local Time
1		32.815	21.150	19.795	1'51.867		13:48'02.792
2	34.643	32.313	21.086	<b>19.763</b>	1'47.805	275,0	13:49'50.597
3	34.855	32.026	21.128	19.765	1'47.774	262,4	13:51'38.371
4	34.469	32.131	21.071	20.085	1'47.756	273,6	13:53'26.127
5	34.558	<b>31.963</b>	<b>21.012</b>	19.850	1'47.383	<b>275,7</b>	13:55'13.510
6	34.567	32.212	21.060	19.888	1'47.727	270,9	13:57'01.237
7	<b>34.344</b>	32.035	21.063	19.853	<b>1'47.295</b>	275,0	13:58'48.532
8	34.531	32.169	21.324	19.883	1'47.907	272,3	14:00'36.439
9	34.786	32.316	21.323	20.088	1'48.513	272,3	14:02'24.952
10	34.765	32.463	21.309	20.177	1'48.714	272,3	14:04'13.666
11	34.801	32.394	21.350	20.259	1'48.804	272,9	14:06'02.470
12	34.981	32.601	21.544	20.397	1'49.523	268,2	14:07'51.993
13	35.335	32.490	21.288	20.430	1'49.543	267,6	14:09'41.536
14	35.144	36.900	21.348	20.261	1'53.653	263,7	14:11'35.189
15	35.474	33.170	23.131	20.430	1'52.205	250,8	14:13'27.394
16	36.622	33.968	21.618	27.548	1'59.756P	267,6	14:15'27.150
							Race Time 12'59.288

75 I. LOPES (1'48.500)							
Lap	Seg.1	Seg.2	Seg.3	Seg.4	Lap Time	km/h	Local Time
1		33.108	21.727	<b>20.309</b>	1'54.319		13:48'05.244
2	35.283	32.590	21.137	20.396	1'49.406	<b>264,3</b>	13:49'54.650
3	34.762	<b>32.315</b>	21.259	20.336	1'48.672	263,0	13:51'43.322
4	34.830	32.358	21.051	20.555	1'48.794	259,2	13:53'32.116
5	<b>34.724</b>	32.325	<b>20.968</b>	20.483	<b>1'48.500</b>	263,0	13:55'20.616
6	34.769	33.070	21.001	20.534	1'49.374	258,0	13:57'09.990
7	34.884	32.403	31.946	20.990	2'00.223	257,4	13:59'10.213
							Race Time 12'59.288

56 P. SEBESTYEN (1'47.001)							
Lap	Seg.1	Seg.2	Seg.3	Seg.4	Lap Time	km/h	Local Time
1		32.924	21.278	19.912	1'52.261		13:48'03.186
2	<b>34.274</b>	<b>31.886</b>	21.100	<b>19.741</b>	<b>1'47.001</b>	275,7	13:49'50.187
3	34.597	31.930	<b>21.058</b>	19.908	1'47.493	270,2	13:51'37.680
4	34.755	31.975	21.152	19.977	1'47.859	268,2	13:53'25.539
5	34.339	32.042	<b>21.058</b>	19.943	1'47.382	<b>278,6</b>	13:55'12.921
							Race Time 9'01.996

16 J. CLUZEL							
Lap	Seg.1	Seg.2	Seg.3	Seg.4	Lap Time	km/h	Local Time
1		<b>31.443</b>	<b>20.813</b>	<b>19.791</b>	1'47.127		13:47'58.052
							Race Time 1'47.127

6 C. PEROLARI (1'46.832)							
Lap	Seg.1	Seg.2	Seg.3	Seg.4	Lap Time	km/h	Local Time
1		31.971	<b>20.865</b>	19.813	1'48.783		13:47'59.708
2	34.341	31.720	21.029	<b>19.742</b>	<b>1'46.832</b>	<b>275,0</b>	13:49'46.540
3	<b>34.301</b>	<b>31.521</b>	21.266	19.854	1'46.942	274,3	13:51'33.482
4	34.479	31.780	21.190	20.187	1'47.636	272,3	13:53'21.118
5	34.646	31.951	21.258	20.446	1'48.301	271,6	13:55'09.419
6	34.594	32.089	21.194	20.136	1'48.013	273,6	13:56'57.432
7	34.724	32.078	21.187	20.029	1'48.018	272,9	13:58'45.450