

NOLAN Portuguese Round, 14 - 16 September 2018

World Supersport - Free Practices Combined Results

| No. | Rider | Nat | Team | Bike | Class | FP1 | FP2 | Time | Gap | Rel. | Avg Laps |
|-----|-----------------------------|-----|--|---------------------|-------|-----------------|-----------------|-----------------|-------|-------|------------|
| 1 | 16 J. CLUZEL | FRA | NRT | Yamaha YZF R6 | | 1'46.017 | 1'45.054 | 1'45.054 | | | 157,359 34 |
| 2 | 144 L. MAHIAS | FRA | GRT Yamaha Official WorldSSP Team | Yamaha YZF R6 | | 1'45.502 | 1'45.158 | 1'45.158 | 0.104 | 0.104 | 157,203 35 |
| 3 | 11 S. CORTESE | GER | Kallio Racing | Yamaha YZF R6 | | 1'45.981 | 1'45.174 | 1'45.174 | 0.120 | 0.016 | 157,180 32 |
| 4 | 64 F. CARICASULO | ITA | GRT Yamaha Official WorldSSP Team | Yamaha YZF R6 | | 1'45.325 | 1'45.557 | 1'45.325 | 0.271 | 0.151 | 156,954 41 |
| 5 | 21 R. KRUMMENACHER | SUI | BARDAHL Evan Bros. WorldSSP Team | Yamaha YZF R6 | | 1'45.791 | 1'46.067 | 1'45.791 | 0.737 | 0.466 | 156,263 32 |
| 6 | 81 L. STAPLEFORD | GBR | Profile Racing | Yamaha YZF R6 | | 1'46.591 | 1'45.822 | 1'45.822 | 0.768 | 0.031 | 156,217 37 |
| 7 | 111 K. SMITH | GBR | CIA Landlord Insurance Honda | Honda CBR600RR | | 1'46.170 | 1'45.825 | 1'45.825 | 0.771 | 0.003 | 156,213 27 |
| 8 | 38 H. SOOMER | EST | Racedays | Honda CBR600RR | | 1'46.423 | 1'45.969 | 1'45.969 | 0.915 | 0.144 | 156,000 38 |
| 9 | 86 A. BADOVINI | ITA | MV Agusta Reparto Corse by Vomag | MV Agusta F3 675 | | 1'46.213 | 1'46.059 | 1'46.059 | 1.005 | 0.090 | 155,868 36 |
| 10 | 6 C. PEROLARI | FRA | GMT94 Yamaha | Yamaha YZF R6 | | 1'47.018 | 1'46.099 | 1'46.099 | 1.045 | 0.040 | 155,809 33 |
| 11 | 78 H. OKUBO | JPN | Kawasaki Puccetti Racing | Kawasaki ZX-6R | | 1'47.196 | 1'46.316 | 1'46.316 | 1.262 | 0.217 | 155,491 32 |
| 12 | 36 T. GRADINGER | AUT | NRT | Yamaha YZF R6 | | 1'47.696 | 1'46.343 | 1'46.343 | 1.289 | 0.027 | 155,452 28 |
| 13 | 39 B. QUERO MARTINEZ | ESP | EMPERADOR Racing Team | Yamaha YZF R6 | | 1'48.737 | 1'46.505 | 1'46.505 | 1.451 | 0.162 | 155,215 22 |
| 14 | 3 R. DE ROSA | ITA | MV Agusta Reparto Corse by Vomag | MV Agusta F3 675 | | 1'46.621 | 1'46.683 | 1'46.621 | 1.567 | 0.116 | 155,046 27 |
| 15 | 56 P. SEBESTYEN | HUN | CIA Landlord Insurance Honda | Honda CBR600RR | | 1'47.402 | 1'46.990 | 1'46.990 | 1.936 | 0.369 | 154,512 34 |
| 16 | 75 I. LOPES | POR | ENI_Motor 7_Pequeno Motos | Yamaha YZF R6 | | 1'48.114 | 1'47.268 | 1'47.268 | 2.214 | 0.278 | 154,111 35 |
| 17 | 77 W. TESSELS | NED | Chromeburner Wayne's Racingteam MIM | Kawasaki ZX-6R | ESS | 1'47.775 | 1'47.269 | 1'47.269 | 2.215 | 0.001 | 154,110 39 |
| 18 | 49 S. HORNSEY | GBR | Profile Racing | Triumph Daytona 675 | | 1'47.729 | 1'47.406 | 1'47.406 | 2.352 | 0.137 | 153,913 26 |
| 19 | 47 R. HARTOG | NED | Team Hartog - Against Cancer | Kawasaki ZX-6R | ESS | 1'47.752 | 1'47.417 | 1'47.417 | 2.363 | 0.011 | 153,897 35 |
| 20 | 70 M. PONS | ESP | H43 Team NOBBY DENSON | Kawasaki ZX-6R | | 1'48.406 | 1'47.474 | 1'47.474 | 2.420 | 0.057 | 153,816 41 |
| 21 | 84 L. CRESSON | BEL | Kallio Racing | Yamaha YZF R6 | | 1'48.044 | 1'47.477 | 1'47.477 | 2.423 | 0.003 | 153,812 22 |
| 22 | 74 J. VAN SIKKELERUS | NED | GEMAR Team Lorini | Honda CBR600RR | | 1'48.767 | 1'47.568 | 1'47.568 | 2.514 | 0.091 | 153,681 35 |
| 23 | 98 H. BARBERA | ESP | Kawasaki Puccetti Racing | Kawasaki ZX-6R | | 1'47.741 | 1'48.616 | 1'47.741 | 2.687 | 0.173 | 153,435 23 |
| 24 | 10 N. CALERO | ESP | Orelac Racing VerdNatura | Kawasaki ZX-6R | | 1'48.270 | 1'48.305 | 1'48.270 | 3.216 | 0.529 | 152,685 33 |
| 25 | 15 A. COPPOLA | ITA | GRT Yamaha Official WorldSSP Junior Team | Yamaha YZF R6 | ESS | 1'48.392 | 1'49.116 | 1'48.392 | 3.338 | 0.122 | 152,513 28 |
| 26 | 88 C. STANGE | GER | Team GoEleven Kawasaki | Kawasaki ZX-6R | | 1'49.498 | 1'48.628 | 1'48.628 | 3.574 | 0.236 | 152,182 45 |
| 27 | 34 J. ITURRIOZ | ARG | Team GoEleven Kawasaki | Kawasaki ZX-6R | | 1'50.405 | 1'49.171 | 1'49.171 | 4.117 | 0.543 | 151,425 37 |
| 28 | 50 K. NAGAO | JPN | Kawasaki Puccetti Racing | Kawasaki ZX-6R | | 1'50.240 | 1'49.324 | 1'49.324 | 4.270 | 0.153 | 151,213 36 |
| 29 | 12 A. MURLEY | GBR | GEMAR Team Lorini | Honda CBR600RR | | 1'49.802 | 1'52.518 | 1'49.802 | 4.748 | 0.478 | 150,555 35 |

14/09/2018

These data/results cannot be reproduced, stored and/or transmitted in whole or in part by any manner of electronic, mechanical, photocopying, recording, broadcasting or otherwise now known or herein after developed without the previous express consent by the copyright owner, except for reproduction in daily press and regular printed publications on sale to the public within 60 days of the event related to those data/results and always provided that copyright symbol appears together as follows below.

© DORNA WSBK ORGANIZATION Srl 2018

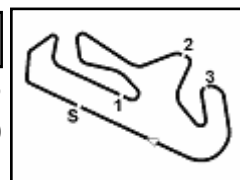
FICR PERUGIA TIMING



Official Tyre Supplier



Official Timekeeper



NOLAN Portuguese Round, 14 - 16 September 2018

World Supersport - Results Free Practice 2nd Session

| No. | Rider | Nat | Team | Bike | Class | Time | Gap | Rel. | Laps | Speed | |
|--------------------------------------|----------------------|-----|--|---------------------|-------|-----------------|-------|-------|------|---------|--------------|
| | | | | | | | | | | Avg | Max |
| 1 | 16 J. CLUZEL | FRA | NRT | Yamaha YZF R6 | | 1'45.054 | | | 17 | 157,359 | 280,7 |
| 2 | 144 L. MAHIAS | FRA | GRT Yamaha Official WorldSSP Team | Yamaha YZF R6 | | 1'45.158 | 0.104 | 0.104 | 20 | 157,203 | 275,7 |
| 3 | 11 S. CORTESE | GER | Kallio Racing | Yamaha YZF R6 | | 1'45.174 | 0.120 | 0.016 | 14 | 157,180 | 281,5 |
| 4 | 64 F. CARICASULO | ITA | GRT Yamaha Official WorldSSP Team | Yamaha YZF R6 | | 1'45.557 | 0.503 | 0.383 | 22 | 156,609 | 285,2 |
| 5 | 81 L. STAPLEFORD | GBR | Profile Racing | Yamaha YZF R6 | | 1'45.822 | 0.768 | 0.265 | 21 | 156,217 | 276,4 |
| 6 | 111 K. SMITH | GBR | CIA Landlord Insurance Honda | Honda CBR600RR | | 1'45.825 | 0.771 | 0.003 | 15 | 156,213 | 272,9 |
| 7 | 38 H. SOOMER | EST | Racedays | Honda CBR600RR | | 1'45.969 | 0.915 | 0.144 | 20 | 156,000 | 275,7 |
| 8 | 86 A. BADOVINI | ITA | MV Agusta Reparto Corse by Vomag | MV Agusta F3 675 | | 1'46.059 | 1.005 | 0.090 | 18 | 155,868 | 268,9 |
| 9 | 21 R. KRUMMENACHER | SUI | BARDAHL Evan Bros. WorldSSP Team | Yamaha YZF R6 | | 1'46.067 | 1.013 | 0.008 | 16 | 155,856 | 277,8 |
| 10 | 6 C. PEROLARI | FRA | GMT94 Yamaha | Yamaha YZF R6 | | 1'46.099 | 1.045 | 0.032 | 17 | 155,809 | 273,6 |
| 11 | 78 H. OKUBO | JPN | Kawasaki Puccetti Racing | Kawasaki ZX-6R | | 1'46.316 | 1.262 | 0.217 | 16 | 155,491 | 278,6 |
| 12 | 36 T. GRADINGER | AUT | NRT | Yamaha YZF R6 | | 1'46.343 | 1.289 | 0.027 | 16 | 155,452 | 281,5 |
| 13 | 39 B. QUERO MARTINEZ | ESP | EMPERADOR Racing Team | Yamaha YZF R6 | | 1'46.505 | 1.451 | 0.162 | 17 | 155,215 | 277,8 |
| 14 | 3 R. DE ROSA | ITA | MV Agusta Reparto Corse by Vomag | MV Agusta F3 675 | | 1'46.683 | 1.629 | 0.178 | 11 | 154,956 | 266,9 |
| 15 | 56 P. SEBESTYEN | HUN | CIA Landlord Insurance Honda | Honda CBR600RR | | 1'46.990 | 1.936 | 0.307 | 19 | 154,512 | 275,7 |
| 16 | 75 I. LOPES | POR | ENI_Motor 7_Pequeno Motos | Yamaha YZF R6 | | 1'47.268 | 2.214 | 0.278 | 18 | 154,111 | 268,9 |
| 17 | 77 W. TESSELS | NED | Chromeburner Wayne's Racingteam MfM | Kawasaki ZX-6R | ESS | 1'47.269 | 2.215 | 0.001 | 21 | 154,110 | 275,0 |
| 18 | 49 S. HORNSEY | GBR | Profile Racing | Triumph Daytona 675 | | 1'47.406 | 2.352 | 0.137 | 12 | 153,913 | 265,6 |
| 19 | 47 R. HARTOG | NED | Team Hartog - Against Cancer | Kawasaki ZX-6R | ESS | 1'47.417 | 2.363 | 0.011 | 19 | 153,897 | 272,3 |
| 20 | 70 M. PONS | ESP | H43 Team NOBBY DENSON | Kawasaki ZX-6R | | 1'47.474 | 2.420 | 0.057 | 20 | 153,816 | 270,2 |
| 21 | 84 L. CRESSON | BEL | Kallio Racing | Yamaha YZF R6 | | 1'47.477 | 2.423 | 0.003 | 3 | 153,812 | 282,2 |
| 22 | 74 J. VAN SIKKELERUS | NED | GEMAR Team Lorini | Honda CBR600RR | | 1'47.568 | 2.514 | 0.091 | 18 | 153,681 | 265,6 |
| 23 | 10 N. CALERO | ESP | Orelac Racing VerdNatura | Kawasaki ZX-6R | | 1'48.305 | 3.251 | 0.737 | 18 | 152,636 | 272,3 |
| 24 | 98 H. BARBERA | ESP | Kawasaki Puccetti Racing | Kawasaki ZX-6R | | 1'48.616 | 3.562 | 0.311 | 4 | 152,199 | 270,2 |
| 25 | 88 C. STANGE | GER | Team GoEleven Kawasaki | Kawasaki ZX-6R | | 1'48.628 | 3.574 | 0.012 | 24 | 152,182 | 268,2 |
| 26 | 15 A. COPPOLA | ITA | GRT Yamaha Official WorldSSP Junior Team | Yamaha YZF R6 | ESS | 1'49.116 | 4.062 | 0.488 | 8 | 151,501 | 264,3 |
| 27 | 34 J. ITURRIOZ | ARG | Team GoEleven Kawasaki | Kawasaki ZX-6R | | 1'49.171 | 4.117 | 0.055 | 19 | 151,425 | 266,2 |
| 28 | 50 K. NAGAO | JPN | Kawasaki Puccetti Racing | Kawasaki ZX-6R | | 1'49.324 | 4.270 | 0.153 | 17 | 151,213 | 268,2 |
| ----- Out 107% in this Session ----- | | | | | | | | | | | |
| 29 | 12 A. MURLEY | GBR | GEMAR Team Lorini | Honda CBR600RR | | 1'52.518 | 7.464 | 3.194 | 18 | 146,920 | 256,8 |

Qualifying Lap Time (107% of 1'45.054): 1'52.409

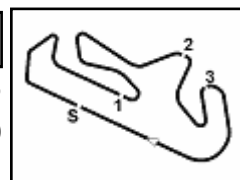
| | | | | |
|-------|------------|-----|-------|------|
| AIR | Humidity: | 58% | Temp: | 26°C |
| TRACK | Condition: | Dry | Temp: | 39°C |

| | | | | | |
|---------|--------------|---------------|----------|---------|------|
| Records | Pole (QP) | 2015 J.Cluzel | 1'44.554 | 158,110 | Km/h |
| | Race (RC) | 2010 M.Pirro | 1'45.180 | 157,170 | Km/h |
| | Circuit (QP) | 2015 J.Cluzel | 1'44.554 | 158,110 | Km/h |

Start 14/09/2018 15:00 End 15:53 The results are provisional until the end of the time limit for protests and appeals and the completion of the technical checks.

These data/results cannot be reproduced, stored and/or transmitted in whole or in part by any manner of electronic, mechanical, photocopying, recording, broadcasting or otherwise now known or herein after developed without the previous express consent by the copyright owner, except for reproduction in daily press and regular printed publications on sale to the public within 60 days of the event related to those data/results and always provided that copyright symbol appears together as follows below.

© DORNA WSBK ORGANIZATION Srl 2018



NOLAN Portuguese Round, 14 - 16 September 2018

World Supersport - Results Free Practice 2nd Session

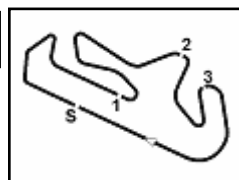
Session Highlights

| Local Time | No. Rider | Description |
|------------|----------------------|---|
| 15.00.00 | | Start |
| 15.00.52 | | WorldSSP Pit Intervention Time: 1min 14secs |
| 15.02.51 | 78 H. OKUBO | On the Gravel - Re-Joined - Turn 1 |
| 15.04.57 | 38 H. SOOMER | On the Gravel - Re-Joined - Turn 1 |
| 15.04.57 | 74 J. VAN SIKKELERUS | On the Gravel - Re-Joined - Turn 1 |
| 15.04.57 | 15 A. COPPOLA | On the Gravel - Re-Joined - Turn 1 |
| 15.06.15 | 21 R. KRUMMENACHER | On the Gravel - Re-Joined - Turn 1 |
| 15.06.51 | 88 C. STANGE | On the Gravel - Re-Joined - Turn 1 |
| 15.06.51 | 10 N. CALERO | On the Gravel - Re-Joined - Turn 1 |
| 15.06.57 | 74 J. VAN SIKKELERUS | On the Gravel - Re-Joined - Turn 1 |
| 15.06.58 | 6 C. PEROLARI | On the Gravel - Re-Joined - Turn 1 |
| 15.08.42 | 21 R. KRUMMENACHER | On the Gravel - Re-Joined - Turn 3 |
| 15.08.54 | 84 L. CRESSON | Crashed - Turn 7 |
| 15.10.10 | 6 C. PEROLARI | On the Gravel - Re-Joined - Turn 1 |
| 15.10.10 | 36 T. GRADINGER | On the Gravel - Re-Joined - Turn 1 |
| 15.11.47 | 78 H. OKUBO | On the Gravel - Re-Joined - Turn 13 |
| 15.12.47 | 36 T. GRADINGER | On the Gravel - Re-Joined - Turn 1 |
| 15.14.15 | 78 H. OKUBO | On the Gravel - Re-Joined - Turn 5 |
| 15.20.50 | 77 W. TESSELS | On the Gravel - Re-Joined - Turn 1 |
| 15.26.07 | 15 A. COPPOLA | Technical Problem - Turn 4 |
| 15.28.28 | 78 H. OKUBO | On the Gravel - Re-Joined - Turn 13 |
| 15.30.43 | 6 C. PEROLARI | On the Gravel - Re-Joined - Turn 1 |
| 15.30.59 | 56 P. SEBESTYEN | On the Gravel - Re-Joined - Turn 3 |
| 15.32.35 | 6 C. PEROLARI | On the Gravel - Re-Joined - Turn 1 |
| 15.34.08 | 21 R. KRUMMENACHER | On the Gravel - Re-Joined - Turn 1 |
| 15.34.59 | 78 H. OKUBO | On the Gravel - Re-Joined - Turn 1 |
| 15.37.09 | 144 L. MAHIAS | On the Gravel - Re-Joined - Turn 1 |
| 15.41.16 | 77 W. TESSELS | On the Gravel - Re-Joined - Turn 1 |
| 15.41.39 | 75 I. LOPES | On the Gravel - Re-Joined - Turn 1 |
| 15.42.39 | 10 N. CALERO | On the Gravel - Re-Joined - Turn 1 |
| 15.44.14 | 3 R. DE ROSA | Crashed - Turn 14 |
| 15.45.36 | 75 I. LOPES | Technical Problem - Turn 12 |
| 15.46.52 | 88 C. STANGE | On the Gravel - Re-Joined - Turn 1 |
| 15.47.10 | 16 J. CLUZEL | On the Gravel - Re-Joined - Turn 1 |
| 15.47.39 | 49 S. HORNSEY | Crashed - Turn 1 |
| 15.48.25 | 10 N. CALERO | On the Gravel - Re-Joined - Turn 1 |
| 15.48.34 | 39 B. QUERO MARTINEZ | On the Gravel - Re-Joined - Turn 13 |
| 15.48.41 | 47 R. HARTOG | On the Gravel - Turn 1 |
| 15.48.57 | 34 J. ITURRIOZ | On the Gravel - Re-Joined - Turn 1 |
| 15.49.56 | 16 J. CLUZEL | On the Gravel - Re-Joined - Turn 5 |
| 15.50.49 | 21 R. KRUMMENACHER | Transponder temperature is high (105°C) |
| 15.53.06 | | End Of Session |

| | | |
|------------|-------|--|
| Start | End | The results are provisional until the end of the time limit for protests and appeals |
| 14/09/2018 | 15:00 | 15:53 and the completion of the technical checks. |

These data/results cannot be reproduced, stored and/or transmitted in whole or in part by any manner of electronic, mechanical, photocopying, recording, broadcasting or otherwise now known or herein after developed without the previous express consent by the copyright owner, except for reproduction in daily press and regular printed publications on sale to the public within 60 days of the event related to those data/results and always provided that copyright symbol appears together as follows below.

© DORNA WSBK ORGANIZATION Srl 2018

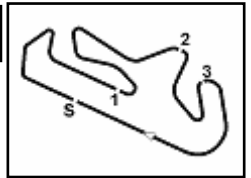

NOLAN Portuguese Round, 14 - 16 September 2018
World Supersport - Results Free Practice 2nd Session
Fastest Laps Sequence

| No. | Rider | Nat | Team | Bike | Local Time | Time | Gap | Avg |
|-----|-----------------|-----|-----------------------------------|---------------|--------------|-----------------|--------|---------|
| 75 | I. LOPES | POR | ENI_Motor 7_Pequeno Motos | Yamaha YZF R6 | 15:03'41.781 | 1'49.165 | | 151,433 |
| 81 | L. STAPLEFORD | GBR | Profile Racing | Yamaha YZF R6 | 15:03'43.102 | 1'48.289 | -0.876 | 152,658 |
| 21 | R. KRUMMENACHER | SUI | BARDAHL Evan Bros. WorldSSP Team | Yamaha YZF R6 | 15:03'52.373 | 1'47.823 | -0.466 | 153,318 |
| 6 | C. PEROLARI | FRA | GMT94 Yamaha | Yamaha YZF R6 | 15:03'57.683 | 1'47.198 | -0.625 | 154,212 |
| 144 | L. MAHIAS | FRA | GRT Yamaha Official WorldSSP Team | Yamaha YZF R6 | 15:04'43.300 | 1'46.228 | -0.970 | 155,620 |
| 16 | J. CLUZEL | FRA | NRT | Yamaha YZF R6 | 15:06'49.573 | 1'46.153 | -0.075 | 155,730 |
| 16 | J. CLUZEL | FRA | NRT | Yamaha YZF R6 | 15:10'23.534 | 1'46.063 | -0.090 | 155,862 |
| 144 | L. MAHIAS | FRA | GRT Yamaha Official WorldSSP Team | Yamaha YZF R6 | 15:16'58.711 | 1'45.998 | -0.065 | 155,958 |
| 64 | F. CARICASULO | ITA | GRT Yamaha Official WorldSSP Team | Yamaha YZF R6 | 15:21'38.608 | 1'45.970 | -0.028 | 155,999 |
| 64 | F. CARICASULO | ITA | GRT Yamaha Official WorldSSP Team | Yamaha YZF R6 | 15:23'24.547 | 1'45.939 | -0.031 | 156,045 |
| 64 | F. CARICASULO | ITA | GRT Yamaha Official WorldSSP Team | Yamaha YZF R6 | 15:25'10.374 | 1'45.827 | -0.112 | 156,210 |
| 64 | F. CARICASULO | ITA | GRT Yamaha Official WorldSSP Team | Yamaha YZF R6 | 15:26'55.991 | 1'45.617 | -0.210 | 156,520 |
| 64 | F. CARICASULO | ITA | GRT Yamaha Official WorldSSP Team | Yamaha YZF R6 | 15:28'41.548 | 1'45.557 | -0.060 | 156,609 |
| 16 | J. CLUZEL | FRA | NRT | Yamaha YZF R6 | 15:45'27.364 | 1'45.156 | -0.401 | 157,206 |
| 16 | J. CLUZEL | FRA | NRT | Yamaha YZF R6 | 15:49'05.954 | 1'45.054 | -0.102 | 157,359 |

14/09/2018 Start End The results are provisional until the end of the time limit for protests and appeals
15:00 15:53 and the completion of the technical checks.

These data/results cannot be reproduced, stored and/or transmitted in whole or in part by any manner of electronic, mechanical, photocopying, recording, broadcasting or otherwise now known or herein after developed without the previous express consent by the copyright owner, except for reproduction in daily press and regular printed publications on sale to the public within 60 days of the event related to those data/results and always provided that copyright symbol appears together as follows below.

© DORNA WSBK ORGANIZATION Srl 2018


NOLAN Portuguese Round, 14 - 16 September 2018
World Supersport - Best Sectors & Speed Free Practice 2nd Session

| BEST LAP | | |
|----------|----------------------|------------------------------|
| 1 | 16 J. CLUZEL | Yamaha YZF R6 1'45.054 |
| 2 | 144 L. MAHIAS | Yamaha YZF R6 1'45.158 |
| 3 | 11 S. CORTESE | Yamaha YZF R6 1'45.174 |
| 4 | 64 F. CARICASULO | Yamaha YZF R6 1'45.557 |
| 5 | 81 L. STAPLEFORD | Yamaha YZF R6 1'45.822 |
| 6 | 111 K. SMITH | Honda CBR600RR 1'45.825 |
| 7 | 38 H. SOOMER | Honda CBR600RR 1'45.969 |
| 8 | 86 A. BADOVINI | MV Agusta F3 675 1'46.059 |
| 9 | 21 R. KRUMMENACHER | Yamaha YZF R6 1'46.067 |
| 10 | 6 C. PEROLARI | Yamaha YZF R6 1'46.099 |
| 11 | 78 H. OKUBO | Kawasaki ZX-6R 1'46.316 |
| 12 | 36 T. GRADINGER | Yamaha YZF R6 1'46.343 |
| 13 | 39 B. QUERO MARTINEZ | Yamaha YZF R6 1'46.505 |
| 14 | 3 R. DE ROSA | MV Agusta F3 675 1'46.683 |
| 15 | 56 P. SEBESTYEN | Honda CBR600RR 1'46.990 |
| 16 | 75 I. LOPES | Yamaha YZF R6 1'47.268 |
| 17 | 77 W. TESSELS | Kawasaki ZX-6R 1'47.269 |
| 18 | 49 S. HORNSEY | Triumph Daytona 675 1'47.406 |
| 19 | 47 R. HARTOG | Kawasaki ZX-6R 1'47.417 |
| 20 | 70 M. PONS | Kawasaki ZX-6R 1'47.474 |
| 21 | 84 L. CRESSON | Yamaha YZF R6 1'47.477 |
| 22 | 74 J. VAN SIKKELERUS | Honda CBR600RR 1'47.568 |
| 23 | 10 N. CALERO | Kawasaki ZX-6R 1'48.305 |
| 24 | 98 H. BARBERA | Kawasaki ZX-6R 1'48.616 |
| 25 | 88 C. STANGE | Kawasaki ZX-6R 1'48.628 |
| 26 | 15 A. COPPOLA | Yamaha YZF R6 1'49.116 |
| 27 | 34 J. ITURRIOZ | Kawasaki ZX-6R 1'49.171 |
| 28 | 50 K. NAGAO | Kawasaki ZX-6R 1'49.324 |
| 29 | 12 A. MURLEY | Honda CBR600RR 1'52.518 |

| SPEED | | |
|-------|----------------------|---------------------------|
| 1 | 64 F. CARICASULO | Yamaha YZF R6 285.2 |
| 2 | 84 L. CRESSON | Yamaha YZF R6 282.2 |
| 3 | 11 S. CORTESE | Yamaha YZF R6 281.5 |
| 4 | 36 T. GRADINGER | Yamaha YZF R6 281.5 |
| 5 | 16 J. CLUZEL | Yamaha YZF R6 280.7 |
| 6 | 78 H. OKUBO | Kawasaki ZX-6R 278.6 |
| 7 | 39 B. QUERO MARTINEZ | Yamaha YZF R6 277.8 |
| 8 | 21 R. KRUMMENACHER | Yamaha YZF R6 277.8 |
| 9 | 81 L. STAPLEFORD | Yamaha YZF R6 276.4 |
| 10 | 38 H. SOOMER | Honda CBR600RR 275.7 |
| 11 | 144 L. MAHIAS | Yamaha YZF R6 275.7 |
| 12 | 56 P. SEBESTYEN | Honda CBR600RR 275.7 |
| 13 | 77 W. TESSELS | Kawasaki ZX-6R 275.0 |
| 14 | 6 C. PEROLARI | Yamaha YZF R6 273.6 |
| 15 | 111 K. SMITH | Honda CBR600RR 272.9 |
| 16 | 47 R. HARTOG | Kawasaki ZX-6R 272.3 |
| 17 | 10 N. CALERO | Kawasaki ZX-6R 272.3 |
| 18 | 98 H. BARBERA | Kawasaki ZX-6R 270.2 |
| 19 | 70 M. PONS | Kawasaki ZX-6R 270.2 |
| 20 | 86 A. BADOVINI | MV Agusta F3 675 268.9 |
| 21 | 75 I. LOPES | Yamaha YZF R6 268.9 |
| 22 | 50 K. NAGAO | Kawasaki ZX-6R 268.2 |
| 23 | 88 C. STANGE | Kawasaki ZX-6R 268.2 |
| 24 | 3 R. DE ROSA | MV Agusta F3 675 266.9 |
| 25 | 34 J. ITURRIOZ | Kawasaki ZX-6R 266.2 |
| 26 | 74 J. VAN SIKKELERUS | Honda CBR600RR 265.6 |
| 27 | 49 S. HORNSEY | Triumph Daytona 675 265.6 |
| 28 | 15 A. COPPOLA | Yamaha YZF R6 264.3 |
| 29 | 12 A. MURLEY | Honda CBR600RR 256.8 |

| SEG. 1 | | |
|--------|----------------------|--------|
| 1 | 16 J. CLUZEL | 33.463 |
| 2 | 64 F. CARICASULO | 33.491 |
| 3 | 144 L. MAHIAS | 33.522 |
| 4 | 11 S. CORTESE | 33.570 |
| 5 | 111 K. SMITH | 33.668 |
| 6 | 81 L. STAPLEFORD | 33.704 |
| 7 | 78 H. OKUBO | 33.706 |
| 8 | 86 A. BADOVINI | 33.785 |
| 9 | 39 B. QUERO MARTINEZ | 33.832 |
| 10 | 21 R. KRUMMENACHER | 33.839 |
| 11 | 3 R. DE ROSA | 33.890 |
| 12 | 38 H. SOOMER | 33.895 |
| 13 | 6 C. PEROLARI | 33.918 |
| 14 | 36 T. GRADINGER | 34.007 |
| 15 | 47 R. HARTOG | 34.023 |
| 16 | 84 L. CRESSON | 34.115 |
| 17 | 56 P. SEBESTYEN | 34.141 |
| 18 | 75 I. LOPES | 34.145 |
| 19 | 77 W. TESSELS | 34.167 |
| 20 | 70 M. PONS | 34.348 |
| 21 | 74 J. VAN SIKKELERUS | 34.434 |
| 22 | 49 S. HORNSEY | 34.552 |
| 23 | 50 K. NAGAO | 34.569 |
| 24 | 98 H. BARBERA | 34.666 |
| 25 | 88 C. STANGE | 34.774 |
| 26 | 10 N. CALERO | 34.797 |
| 27 | 34 J. ITURRIOZ | 34.805 |
| 28 | 15 A. COPPOLA | 34.885 |
| 29 | 12 A. MURLEY | 35.774 |

| SEG. 2 | | |
|--------|----------------------|--------|
| 1 | 3 R. DE ROSA | 31.200 |
| 2 | 86 A. BADOVINI | 31.251 |
| 3 | 144 L. MAHIAS | 31.265 |
| 4 | 16 J. CLUZEL | 31.268 |
| 5 | 11 S. CORTESE | 31.324 |
| 6 | 64 F. CARICASULO | 31.333 |
| 7 | 111 K. SMITH | 31.372 |
| 8 | 36 T. GRADINGER | 31.440 |
| 9 | 38 H. SOOMER | 31.477 |
| 10 | 21 R. KRUMMENACHER | 31.509 |
| 11 | 6 C. PEROLARI | 31.531 |
| 12 | 74 J. VAN SIKKELERUS | 31.558 |
| 13 | 81 L. STAPLEFORD | 31.570 |
| 14 | 39 B. QUERO MARTINEZ | 31.668 |
| 15 | 49 S. HORNSEY | 31.754 |
| 16 | 78 H. OKUBO | 31.770 |
| 17 | 56 P. SEBESTYEN | 31.844 |
| 18 | 75 I. LOPES | 31.877 |
| 19 | 70 M. PONS | 31.884 |
| 20 | 77 W. TESSELS | 31.930 |
| 21 | 10 N. CALERO | 32.056 |
| 22 | 47 R. HARTOG | 32.073 |
| 23 | 84 L. CRESSON | 32.190 |
| 24 | 88 C. STANGE | 32.272 |
| 25 | 98 H. BARBERA | 32.352 |
| 26 | 50 K. NAGAO | 32.546 |
| 27 | 15 A. COPPOLA | 32.563 |
| 28 | 34 J. ITURRIOZ | 32.582 |
| 29 | 12 A. MURLEY | 33.522 |

| SEG. 3 | | |
|--------|----------------------|--------|
| 1 | 144 L. MAHIAS | 20.463 |
| 2 | 64 F. CARICASULO | 20.504 |
| 3 | 3 R. DE ROSA | 20.528 |
| 4 | 11 S. CORTESE | 20.557 |
| 5 | 16 J. CLUZEL | 20.596 |
| 6 | 38 H. SOOMER | 20.747 |
| 7 | 75 I. LOPES | 20.802 |
| 8 | 111 K. SMITH | 20.802 |
| 9 | 36 T. GRADINGER | 20.811 |
| 10 | 39 B. QUERO MARTINEZ | 20.823 |
| 11 | 78 H. OKUBO | 20.856 |
| 12 | 10 N. CALERO | 20.901 |
| 13 | 47 R. HARTOG | 20.915 |
| 14 | 86 A. BADOVINI | 20.923 |
| 15 | 6 C. PEROLARI | 20.960 |
| 16 | 81 L. STAPLEFORD | 20.961 |
| 17 | 77 W. TESSELS | 21.010 |
| 18 | 21 R. KRUMMENACHER | 21.014 |
| 19 | 70 M. PONS | 21.063 |
| 20 | 74 J. VAN SIKKELERUS | 21.071 |
| 21 | 49 S. HORNSEY | 21.075 |
| 22 | 56 P. SEBESTYEN | 21.088 |
| 23 | 98 H. BARBERA | 21.165 |
| 24 | 34 J. ITURRIOZ | 21.222 |
| 25 | 88 C. STANGE | 21.264 |
| 26 | 84 L. CRESSON | 21.314 |
| 27 | 15 A. COPPOLA | 21.521 |
| 28 | 50 K. NAGAO | 21.554 |
| 29 | 12 A. MURLEY | 22.267 |

| SEG. 4 | | |
|--------|----------------------|--------|
| 1 | 36 T. GRADINGER | 19.560 |
| 2 | 81 L. STAPLEFORD | 19.587 |
| 3 | 16 J. CLUZEL | 19.637 |
| 4 | 111 K. SMITH | 19.645 |
| 5 | 11 S. CORTESE | 19.666 |
| 6 | 21 R. KRUMMENACHER | 19.678 |
| 7 | 6 C. PEROLARI | 19.690 |
| 8 | 144 L. MAHIAS | 19.760 |
| 9 | 56 P. SEBESTYEN | 19.802 |
| 10 | 49 S. HORNSEY | 19.819 |
| 11 | 38 H. SOOMER | 19.822 |
| 12 | 84 L. CRESSON | 19.858 |
| 13 | 86 A. BADOVINI | 19.860 |
| 14 | 64 F. CARICASULO | 19.882 |
| 15 | 88 C. STANGE | 19.888 |
| 16 | 77 W. TESSELS | 19.910 |
| 17 | 39 B. QUERO MARTINEZ | 19.960 |
| 18 | 78 H. OKUBO | 19.984 |
| 19 | 3 R. DE ROSA | 19.996 |
| 20 | 70 M. PONS | 19.999 |
| 21 | 15 A. COPPOLA | 20.066 |
| 22 | 10 N. CALERO | 20.099 |
| 23 | 74 J. VAN SIKKELERUS | 20.117 |
| 24 | 75 I. LOPES | 20.132 |
| 25 | 98 H. BARBERA | 20.164 |
| 26 | 34 J. ITURRIOZ | 20.188 |
| 27 | 47 R. HARTOG | 20.208 |
| 28 | 50 K. NAGAO | 20.279 |
| 29 | 12 A. MURLEY | 20.802 |

14/09/2018

These data/results cannot be reproduced, stored and/or transmitted in whole or in part by any manner of electronic, mechanical, photocopying, recording, broadcasting or otherwise now known or herein after developed without the previous express consent by the copyright owner, except for reproduction in daily press and regular printed publications on sale to the public within 60 days of the event related to those data/results and always provided that copyright symbol appears together as follows below.

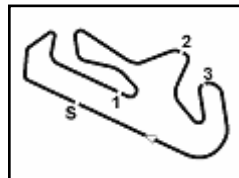
© DORNA WSBK ORGANIZATION Srl 2018

FICR PERUGIA TIMING


Official Tyre Supplier



Official Timekeeper



Portimao 4.592 m

NOLAN Portuguese Round, 14 - 16 September 2018

World Supersport - Ideal Times Free Practice 2nd Session

| No. | Rider | Nat | Bike | Seg. 1 | Seg. 2 | Seg. 3 | Seg. 4 | Ideal Time | | | |
|---------------------------|----------------------|-----|---------------------|-----------------|-----------------|-----------------|-----------------|-----------------|----------|-------|-------|
| | | | | Diff. 1 | Diff. 2 | Diff. 3 | Diff. 4 | Best Lap | Pos. | Diff. | |
| 1 | 16 J. CLUZEL | FRA | Yamaha YZF R6 | 33.463 | 31.268 0.090 | 20.596 | 19.637 | 1'44.964 | 1'45.054 | 1 | 0.090 |
| 2 | 144 L. MAHIAS | FRA | Yamaha YZF R6 | 33.522 0.081 | 31.265 | 20.463 | 19.760 0.067 | 1'45.010 | 1'45.158 | 2 | 0.148 |
| 3 | 11 S. CORTESE | GER | Yamaha YZF R6 | 33.570 | 31.324 | 20.557 0.057 | 19.666 | 1'45.117 | 1'45.174 | 3 | 0.057 |
| 4 | 64 F. CARICASULO | ITA | Yamaha YZF R6 | 33.491 0.076 | 31.333 0.164 | 20.504 0.052 | 19.882 0.055 | 1'45.210 | 1'45.557 | 4 | 0.347 |
| 5 | 111 K. SMITH | GBR | Honda CBR600RR | 33.668 0.139 | 31.372 0.128 | 20.802 | 19.645 0.071 | 1'45.487 | 1'45.825 | 6 | 0.338 |
| 6 | 3 R. DE ROSA | ITA | MV Agusta F3 675 | 33.890 0.232 | 31.200 0.513 | 20.528 0.160 | 19.996 0.164 | 1'45.614 | 1'46.683 | 14 | 1.069 |
| 7 | 36 T. GRADINGER | AUT | Yamaha YZF R6 | 34.007 0.064 | 31.440 0.399 | 20.811 0.037 | 19.560 0.025 | 1'45.818 | 1'46.343 | 12 | 0.525 |
| 8 | 86 A. BADOVINI | ITA | MV Agusta F3 675 | 33.785 | 31.251 | 20.923 0.074 | 19.860 0.166 | 1'45.819 | 1'46.059 | 8 | 0.240 |
| 9 | 81 L. STAPLEFORD | GBR | Yamaha YZF R6 | 33.704 | 31.570 | 20.961 | 19.587 | 1'45.822 | 1'45.822 | 5 | |
| 10 | 38 H. SOOMER | EST | Honda CBR600RR | 33.895 0.028 | 31.477 | 20.747 | 19.822 | 1'45.941 | 1'45.969 | 7 | 0.028 |
| 11 | 21 R. KRUMMENACHER | SUI | Yamaha YZF R6 | 33.839 0.021 | 31.509 | 21.014 0.006 | 19.678 | 1'46.040 | 1'46.067 | 9 | 0.027 |
| 12 | 6 C. PEROLARI | FRA | Yamaha YZF R6 | 33.918 | 31.531 | 20.960 | 19.690 | 1'46.099 | 1'46.099 | 10 | |
| 13 | 39 B. QUERO MARTINEZ | ESP | Yamaha YZF R6 | 33.832 0.222 | 31.668 | 20.823 | 19.960 | 1'46.283 | 1'46.505 | 13 | 0.222 |
| 14 | 78 H. OKUBO | JPN | Kawasaki ZX-6R | 33.706 | 31.770 | 20.856 | 19.984 | 1'46.316 | 1'46.316 | 11 | |
| 15 | 56 P. SEBESTYEN | HUN | Honda CBR600RR | 34.141 0.011 | 31.844 0.006 | 21.088 0.006 | 19.802 0.092 | 1'46.875 | 1'46.990 | 15 | 0.115 |
| 16 | 75 I. LOPES | POR | Yamaha YZF R6 | 34.145 | 31.877 0.108 | 20.802 0.058 | 20.132 0.146 | 1'46.956 | 1'47.268 | 16 | 0.312 |
| 17 | 77 W. TESSELS | NED | Kawasaki ZX-6R | 34.167 0.093 | 31.930 0.082 | 21.010 0.077 | 19.910 | 1'47.017 | 1'47.269 | 17 | 0.252 |
| 18 | 74 J. VAN SIKKELERUS | NED | Honda CBR600RR | 34.434 | 31.558 | 21.071 0.336 | 20.117 0.052 | 1'47.180 | 1'47.568 | 22 | 0.388 |
| 19 | 49 S. HORNSEY | GBR | Triumph Daytona 675 | 34.552 | 31.754 0.035 | 21.075 0.008 | 19.819 0.163 | 1'47.200 | 1'47.406 | 18 | 0.206 |
| 20 | 47 R. HARTOG | NED | Kawasaki ZX-6R | 34.023 | 32.073 0.064 | 20.915 0.134 | 20.208 | 1'47.219 | 1'47.417 | 19 | 0.198 |
| 21 | 70 M. PONS | ESP | Kawasaki ZX-6R | 34.348 0.019 | 31.884 | 21.063 | 19.999 0.161 | 1'47.294 | 1'47.474 | 20 | 0.180 |
| 22 | 84 L. CRESSON | BEL | Yamaha YZF R6 | 34.115 | 32.190 | 21.314 | 19.858 | 1'47.477 | 1'47.477 | 21 | |
| 23 | 10 N. CALERO | ESP | Kawasaki ZX-6R | 34.797 0.016 | 32.056 | 20.901 0.177 | 20.099 0.259 | 1'47.853 | 1'48.305 | 23 | 0.452 |
| 24 | 88 C. STANGE | GER | Kawasaki ZX-6R | 34.774 0.136 | 32.272 0.076 | 21.264 0.218 | 19.888 | 1'48.198 | 1'48.628 | 25 | 0.430 |
| 25 | 98 H. BARBERA | ESP | Kawasaki ZX-6R | 34.666 0.099 | 32.352 0.009 | 21.165 | 20.164 0.161 | 1'48.347 | 1'48.616 | 24 | 0.269 |
| 26 | 34 J. ITURRIOZ | ARG | Kawasaki ZX-6R | 34.805 | 32.582 0.053 | 21.222 0.286 | 20.188 0.035 | 1'48.797 | 1'49.171 | 27 | 0.374 |
| 27 | 50 K. NAGAO | JPN | Kawasaki ZX-6R | 34.569 0.347 | 32.546 | 21.554 | 20.279 0.029 | 1'48.948 | 1'49.324 | 28 | 0.376 |
| 28 | 15 A. COPPOLA | ITA | Yamaha YZF R6 | 34.885 0.081 | 32.563 | 21.521 | 20.066 | 1'49.035 | 1'49.116 | 26 | 0.081 |
| 29 | 12 A. MURLEY | GBR | Honda CBR600RR | 35.774 0.019 | 33.522 | 22.267 0.134 | 20.802 | 1'52.365 | 1'52.518 | 29 | 0.153 |
| Overall Ideal Time | | | | 33.463 | 31.200 | 20.463 | 19.560 | 1'44.686 | | | |

14/09/2018

These data/results cannot be reproduced, stored and/or transmitted in whole or in part by any manner of electronic, mechanical, photocopying, recording, broadcasting or otherwise now known or herein after developed without the previous express consent by the copyright owner, except for reproduction in daily press and regular printed publications on sale to the public within 60 days of the event related to those data/results and always provided that copyright symbol appears together as follows below.

© DORNA WSBK ORGANIZATION Srl 2018

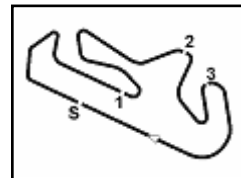
FICR PERUGIA TIMING



Official Tyre Supplier



Official Timekeeper



NOLAN Portuguese Round, 14 - 16 September 2018

World Supersport - Chronological Analysis Free Practice 2nd Session

Portimao 4.592 m

1 / 5

| 1° 16 J. CLUZEL (1'45.054) | | | | | | | | 4° 64 F. CARICASULO (1'45.557) | | | | | | | |
|----------------------------|---------------|---------------|---------------|---------------|-----------------|--------------|--------------|--------------------------------|---------------|---------------|---------------|---------------|-----------------|--------------|--------------|
| Lap | Seg.1 | Seg.2 | Seg.3 | Seg.4 | Lap Time | km/h | Local Time | Lap | Seg.1 | Seg.2 | Seg.3 | Seg.4 | Lap Time | km/h | Local Time |
| 1 | | 46.231 | 22.876 | 20.566 | | | 15:03'16.420 | 1 | | 32.602 | 21.324 | 20.287 | | | 15:02'10.377 |
| 2 | 34.213 | 32.058 | 20.907 | 19.822 | 1'47.000 | 278,6 | 15:05'03.420 | 2 | 34.747 | 31.856 | 20.981 | 19.986 | 1'47.570 | 278,6 | 15:03'57.947 |
| 3 | 33.871 | 31.570 | 20.744 | 19.968 | 1'46.153 | 280,0 | 15:06'49.573 | 3 | 34.109 | 31.812 | 21.004 | 19.882 | 1'46.807 | 282,2 | 15:05'44.754 |
| 4 | 33.767 | 31.615 | 22.333 | 20.183 | 1'47.898 | 280,0 | 15:08'37.471 | 4 | 39.041 | 31.689 | 20.750 | 20.081 | 1'51.561 | 285,2 | 15:07'36.315 |
| 5 | 33.811 | 31.622 | 20.779 | 19.851 | 1'46.063 | 280,7 | 15:10'23.534 | 5 | 33.711 | 31.898 | 20.863 | 20.062 | 1'46.534 | 278,6 | 15:09'22.849 |
| 6 | 34.372 | 34.437 | 21.600 | 20.261 | 1'50.670 | 280,0 | 15:12'14.204 | 6 | 33.792 | 40.846 | 21.476 | 30.133 | 2'06.247P | 277,8 | 15:11'29.096 |
| 7 | 33.884 | 32.466 | 21.072 | 26.268 | 1'53.690P | 279,3 | 15:14'07.894 | 7 | 7'11.035 | 31.775 | 20.504 | 20.228 | 8'23.542P | | 15:19'52.638 |
| 8 | 12'31.436 | 33.861 | 21.655 | 20.140 | 13'47.092P | | 15:27'54.986 | 8 | 33.831 | 31.526 | 20.674 | 19.939 | 1'45.970 | 275,7 | 15:21'38.608 |
| 9 | 33.932 | 31.545 | 21.005 | 19.955 | 1'46.437 | 280,0 | 15:29'41.423 | 9 | 33.870 | 31.451 | 20.574 | 20.044 | 1'45.939 | 276,4 | 15:23'24.547 |
| 10 | 33.836 | 31.563 | 20.908 | 19.897 | 1'46.204 | 278,6 | 15:31'27.627 | 10 | 33.578 | 31.520 | 20.703 | 20.026 | 1'45.827 | 276,4 | 15:25'10.374 |
| 11 | 34.662 | 32.568 | 21.522 | 20.113 | 1'48.865 | 280,7 | 15:33'16.492 | 11 | 33.630 | 31.333 | 20.600 | 20.054 | 1'45.617 | 276,4 | 15:26'55.991 |
| 12 | 33.793 | 31.603 | 20.705 | 19.871 | 1'45.972 | 280,0 | 15:35'02.464 | 12 | 33.567 | 31.497 | 20.556 | 19.937 | 1'45.557 | 277,8 | 15:28'41.548 |
| 13 | 33.653 | 31.702 | 21.124 | 26.858 | 1'53.337P | 280,7 | 15:36'55.801 | 13 | 33.650 | 31.411 | 20.666 | 19.968 | 1'45.695 | 279,3 | 15:30'27.243 |
| 14 | 5'29.322 | 33.471 | 23.501 | 20.113 | 6'46.407P | | 15:43'42.208 | 14 | 33.683 | 31.595 | 20.638 | 20.055 | 1'45.971 | 278,6 | 15:32'13.214 |
| 15 | 33.503 | 31.268 | 20.727 | 19.658 | 1'45.156 | 280,0 | 15:45'27.364 | 15 | 33.643 | 31.376 | 21.003 | 19.978 | 1'46.000 | 279,3 | 15:33'59.214 |
| 16 | 38.480 | 32.176 | 23.097 | 19.783 | 1'53.536 | 277,8 | 15:47'20.900 | 16 | 33.742 | 31.940 | 20.698 | 20.009 | 1'46.389 | 277,1 | 15:35'45.603 |
| 17 | 33.463 | 31.358 | 20.596 | 19.637 | 1'45.054 | 278,6 | 15:49'05.954 | 17 | 33.529 | 31.482 | 20.723 | 19.960 | 1'45.694 | 277,1 | 15:37'31.297 |
| 18 | 38.394 | 39.249 | 20.762 | 19.744 | 1'58.149 | 275,0 | 15:51'04.103 | 18 | 33.578 | 31.527 | 20.689 | 19.970 | 1'45.764 | 279,3 | 15:39'17.061 |
| | | | | | | | | 19 | 34.370 | 31.776 | 21.316 | 20.032 | 1'47.494 | 280,7 | 15:41'04.555 |
| | | | | | | | | 20 | 33.801 | 31.499 | 20.695 | 20.050 | 1'46.045 | 276,4 | 15:42'50.600 |
| | | | | | | | | 21 | 33.491 | 31.464 | 20.783 | 20.092 | 1'45.830 | 275,0 | 15:44'36.430 |
| | | | | | | | | 22 | 33.579 | 31.879 | 20.823 | 20.144 | 1'46.425 | 277,1 | 15:46'22.855 |
| | | | | | | | | 23 | 36.973 | 33.169 | 29.098 | 30.688 | 2'09.928P | 277,8 | 15:48'32.783 |

| 2° 144 L. MAHIAS (1'45.158) | | | | | | | |
|-----------------------------|---------------|---------------|---------------|---------------|-----------------|--------------|--------------|
| Lap | Seg.1 | Seg.2 | Seg.3 | Seg.4 | Lap Time | km/h | Local Time |
| 1 | | 32.170 | 21.277 | 20.228 | | | 15:02'57.072 |
| 2 | 34.050 | 31.534 | 20.652 | 19.992 | 1'46.228 | 271,6 | 15:04'43.300 |
| 3 | 35.611 | 33.115 | 21.557 | 27.215 | 1'57.498P | 274,3 | 15:06'40.798 |
| 4 | 5'29.647 | 32.307 | 20.881 | 20.259 | 6'43.094P | | 15:13'23.892 |
| 5 | 33.972 | 32.398 | 20.866 | 21.585 | 1'48.821 | 270,2 | 15:15'12.713 |
| 6 | 33.929 | 31.679 | 20.595 | 19.795 | 1'45.998 | 271,6 | 15:16'58.711 |
| 7 | 34.019 | 31.665 | 20.782 | 19.810 | 1'46.276 | 275,0 | 15:18'44.987 |
| 8 | 33.995 | 32.074 | 20.920 | 20.026 | 1'47.015 | 274,3 | 15:20'32.002 |
| 9 | 34.031 | 31.559 | 20.623 | 20.032 | 1'46.245 | 273,6 | 15:22'18.247 |
| 10 | 34.089 | 31.539 | 20.770 | 19.873 | 1'46.271 | 272,3 | 15:24'04.518 |
| 11 | 33.802 | 31.655 | 20.877 | 19.828 | 1'46.162 | 272,9 | 15:25'50.680 |
| 12 | 33.933 | 31.470 | 20.709 | 19.901 | 1'46.013 | 273,6 | 15:27'36.693 |
| 13 | 33.973 | 31.678 | 20.619 | 19.857 | 1'46.127 | 275,7 | 15:29'22.820 |
| 14 | 34.013 | 31.527 | 20.789 | 19.767 | 1'46.096 | 272,3 | 15:31'08.916 |
| 15 | 33.958 | 31.502 | 20.620 | 19.918 | 1'45.998 | 272,9 | 15:32'54.914 |
| 16 | 34.080 | 31.743 | 20.643 | 19.893 | 1'46.359 | 272,3 | 15:34'41.273 |
| 17 | 33.947 | 31.654 | 20.633 | 19.995 | 1'46.229 | 272,3 | 15:36'27.502 |
| 18 | 42.588 | 36.940 | 23.449 | 28.593 | 2'11.570P | 270,9 | 15:38'39.072 |
| 19 | 7'41.760 | 31.670 | 20.718 | 19.937 | 8'54.085P | | 15:47'33.157 |
| 20 | 33.603 | 31.265 | 20.463 | 19.827 | 1'45.158 | 272,9 | 15:49'18.315 |
| 21 | 33.522 | 31.331 | 20.651 | 19.760 | 1'45.264 | 272,3 | 15:51'03.579 |

| 3° 11 S. CORTESE (1'45.174) | | | | | | | |
|-----------------------------|---------------|---------------|---------------|---------------|-----------------|--------------|--------------|
| Lap | Seg.1 | Seg.2 | Seg.3 | Seg.4 | Lap Time | km/h | Local Time |
| 1 | | 34.111 | 22.084 | 20.178 | | | 15:03'04.471 |
| 2 | 34.133 | 31.992 | 20.971 | 19.988 | 1'47.084 | 274,3 | 15:04'51.555 |
| 3 | 34.056 | 32.069 | 20.985 | 20.061 | 1'47.171 | 275,7 | 15:06'38.726 |
| 4 | 34.095 | 31.960 | 20.903 | 19.878 | 1'46.836 | 279,3 | 15:08'25.562 |
| 5 | 34.018 | 31.840 | 20.787 | 19.902 | 1'46.547 | 277,1 | 15:10'12.109 |
| 6 | 35.012 | 32.921 | 21.604 | 26.638 | 1'56.175P | 277,8 | 15:12'08.284 |
| 7 | 20'17.007 | 32.423 | 21.037 | 19.789 | 21'30.256P | | 15:33'38.540 |
| 8 | 33.611 | 31.466 | 20.729 | 19.777 | 1'45.583 | 281,5 | 15:35'24.123 |
| 9 | 33.632 | 31.816 | 20.779 | 19.782 | 1'46.009 | 277,8 | 15:37'10.132 |
| 10 | 34.421 | 32.638 | 21.448 | 25.777 | 1'54.284P | 277,1 | 15:39'04.416 |
| 11 | 3'36.850 | 33.028 | 21.773 | 20.121 | 4'51.772P | | 15:43'56.188 |
| 12 | 33.788 | 31.489 | 20.557 | 19.708 | 1'45.542 | 277,8 | 15:45'41.730 |
| 13 | 33.570 | 31.324 | 20.614 | 19.666 | 1'45.174 | 278,6 | 15:47'26.904 |
| 14 | 34.384 | 32.148 | 21.272 | 20.104 | 1'47.908 | 276,4 | 15:49'14.812 |
| 15 | 34.112 | 31.863 | 21.093 | 19.874 | 1'46.942 | 273,6 | 15:51'01.754 |

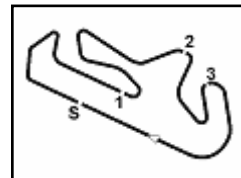
| 5° 81 L. STAPLEFORD (1'45.822) | | | | | | | |
|--------------------------------|---------------|---------------|---------------|---------------|-----------------|--------------|--------------|
| Lap | Seg.1 | Seg.2 | Seg.3 | Seg.4 | Lap Time | km/h | Local Time |
| 1 | | 33.219 | 21.866 | 19.910 | | | 15:01'54.813 |
| 2 | 34.738 | 32.431 | 21.201 | 19.919 | 1'48.289 | 276,4 | 15:03'43.102 |
| 3 | 34.171 | 32.078 | 21.194 | 19.769 | 1'47.212 | 272,9 | 15:05'30.314 |
| 4 | 33.964 | 31.953 | 21.115 | 19.859 | 1'46.891 | 271,6 | 15:07'17.205 |
| 5 | 33.999 | 31.957 | 21.089 | 19.765 | 1'46.810 | 270,2 | 15:09'04.015 |
| 6 | 34.039 | 32.114 | 21.228 | 19.860 | 1'47.241 | 269,6 | 15:10'51.256 |
| 7 | 34.123 | 31.989 | 21.175 | 19.883 | 1'47.170 | 270,9 | 15:12'38.426 |
| 8 | 34.222 | 32.260 | 21.188 | 20.060 | 1'47.730 | 270,2 | 15:14'26.156 |
| 9 | 37.636 | 36.401 | 25.836 | 30.303 | 2'10.176P | 263,0 | 15:16'36.332 |
| 10 | 8'41.129 | 32.219 | 24.108 | 25.625 | 10'03.081P | | 15:26'39.413 |
| 11 | 34.039 | 31.992 | 21.136 | 19.692 | 1'46.859 | 270,9 | 15:28'26.272 |
| 12 | 33.879 | 31.616 | 21.044 | 19.680 | 1'46.219 | 276,4 | 15:30'12.491 |
| 13 | 33.789 | 31.849 | 21.028 | 19.636 | 1'46.302 | 274,3 | 15:31'58.793 |
| 14 | 34.737 | 32.813 | 22.078 | 20.016 | 1'49.644 | 273,6 | 15:33'48.437 |
| 15 | 34.041 | 31.775 | 21.190 | 19.784 | 1'46.790 | 272,3 | 15:35'35.227 |
| 16 | 33.773 | 31.946 | 21.070 | 19.688 | 1'46.477 | 273,6 | 15:37'21.704 |
| 17 | 33.822 | 31.759 | 21.117 | 19.762 | 1'46.460 | 271,6 | 15:39'08.164 |
| 18 | 38.765 | 39.482 | 27.483 | 29.481 | 2'15.211P | 267,6 | 15:41'23.375 |
| 19 | 2'48.351 | 37.865 | 22.784 | 20.705 | 4'09.705P | | 15:45'33.080 |
| 20 | 33.879 | 31.623 | 20.980 | 19.604 | 1'46.086 | 272,9 | 15:47'19.166 |
| 21 | 33.704 | 31.570 | 20.961 | 19.587 | 1'45.822 | 272,3 | 15:49'04.988 |
| 22 | 44.218 | 33.163 | 24.609 | 30.318 | 2'12.308P | 270,2 | 15:51'17.296 |

| 6° 111 K. SMITH (1'45.825) | | | | | | | |
|----------------------------|-----------|--------|--------|---------------|------------|--------------|--------------|
| Lap | Seg.1 | Seg.2 | Seg.3 | Seg.4 | Lap Time | km/h | Local Time |
| 1 | | 33.878 | 21.498 | 20.141 | | | 15:02'15.896 |
| 2 | 34.662 | 32.056 | 21.145 | 19.803 | 1'47.666 | 272,3 | 15:04'03.562 |
| 3 | 34.390 | 32.072 | 21.706 | 20.154 | 1'48.322 | 272,9 | 15:05'51.884 |
| 4 | 34.426 | 31.632 | 21.041 | 19.937 | 1'47.036 | 272,3 | 15:07'38.920 |
| 5 | 34.060 | 31.806 | 20.905 | 19.751 | 1'46.522 | 272,3 | 15:09'25.442 |
| 6 | 35.797 | 32.605 | 21.783 | 29.775 | 1'59.960P | 272,9 | 15:11'25.402 |
| 7 | 11'47.473 | 32.674 | 21.064 | 19.808 | 13'01.019P | | 15:24'26.421 |
| 8 | 33.990 | 31.672 | 20.898 | 20.046 | 1'46.606 | 269,6 | 15:26'13.027 |
| 9 | 34.042 | 31.633 | 20.893 | 19.989 | 1'46.557 | 270,2 | 15:27'59.584 |
| 10 | 34.095 | 32.028 | 21.334 | 29.779 | 1'57.236P | 270,9 | 15:29'56.820 |
| 11 | 11'23.529 | 32.015 | 21.177 | 19.645 | 12'36.366P | | 15:42'33.186 |

14/09/2018 P = Pits In/Out - C = Lap Time Cancelled

These data/results cannot be reproduced, stored and/or transmitted in whole or in part by any manner of electronic, mechanical, photocopying, recording, broadcasting or otherwise now known or herein after developed without the previous express consent by the copyright owner, except for reproduction in daily press and regular printed publications on sale to the public within 60 days of the event related to those data/results and always provided that copyright symbol appears together as follows below.

© DORNA WSBK ORGANIZATION Srl 2018



Portimao 4.592 m

NOLAN Portuguese Round, 14 - 16 September 2018

World Supersport - Chronological Analysis Free Practice 2nd Session

2 / 5

| | | | | | | | | | | | | | | | |
|----|---------------|---------------|---------------|--------|-----------------|-------|--------------|----|---------------|--------|---------------|--------|-----------|-------|--------------|
| 12 | 33.835 | 31.372 | 20.837 | 19.805 | 1'45.849 | 269,6 | 15:44'19.035 | 11 | 33.978 | 31.927 | 21.014 | 19.799 | 1'46.718 | 272,3 | 15:33'36.120 |
| 13 | 33.876 | 31.588 | 20.908 | 19.752 | 1'46.124 | 270,2 | 15:46'05.159 | 12 | 40.226 | 33.313 | 23.033 | 26.847 | 2'03.419P | 268,9 | 15:35'39.539 |
| 14 | 33.807 | 31.500 | 20.802 | 19.716 | 1'45.825 | 270,9 | 15:47'50.984 | 13 | 6'34.315 | 32.215 | 21.359 | 19.811 | 7'47.700P | | 15:43'27.239 |
| 15 | 33.668 | 31.653 | 21.404 | 19.742 | 1'46.467 | 272,3 | 15:49'37.451 | 14 | 34.025 | 31.650 | 21.044 | 19.788 | 1'46.507 | 275,0 | 15:45'13.746 |
| 16 | 33.974 | 31.522 | 20.920 | 19.717 | 1'46.133 | 268,2 | 15:51'23.584 | 15 | 33.839 | 31.589 | 21.023 | 19.686 | 1'46.137 | 275,0 | 15:46'59.883 |

7° 38 H. SOOMER (1'45.969)

| Lap | Seg.1 | Seg.2 | Seg.3 | Seg.4 | Lap Time | km/h | Local Time |
|-----|---------------|---------------|---------------|---------------|-----------------|--------------|--------------|
| 1 | | 32.880 | 21.761 | 20.762 | | | 15:02'21.168 |
| 2 | 35.788 | 32.446 | 21.419 | 20.226 | 1'49.879 | 272,3 | 15:04'11.047 |
| 3 | 34.549 | 31.954 | 21.088 | 20.004 | 1'47.595 | 272,3 | 15:05'58.642 |
| 4 | 34.405 | 31.864 | 21.270 | 20.036 | 1'47.575 | 273,6 | 15:07'46.217 |
| 5 | 34.657 | 32.512 | 21.621 | 26.505 | 1'55.295P | 272,3 | 15:09'41.512 |
| 6 | 4'35.844 | 32.156 | 21.159 | 20.077 | 5'49.236P | | 15:15'30.748 |
| 7 | 34.234 | 32.077 | 21.090 | 20.022 | 1'47.423 | 269,6 | 15:17'18.171 |
| 8 | 34.289 | 31.880 | 21.129 | 20.087 | 1'47.385 | 270,9 | 15:19'05.556 |
| 9 | 34.481 | 32.067 | 21.142 | 20.208 | 1'47.898 | 269,6 | 15:20'53.454 |
| 10 | 34.231 | 32.031 | 20.931 | 20.086 | 1'47.279 | 270,9 | 15:22'40.733 |
| 11 | 34.296 | 32.470 | 21.762 | 20.257 | 1'48.785 | 270,2 | 15:24'29.518 |
| 12 | 34.303 | 31.618 | 21.566 | 26.201 | 1'53.678P | 275,7 | 15:26'23.196 |
| 13 | 5'42.992 | 32.238 | 21.123 | 20.190 | 6'56.543P | | 15:33'19.739 |
| 14 | 34.144 | 32.092 | 20.993 | 25.368 | 1'52.597P | 271,6 | 15:35'12.336 |
| 15 | 3'16.975 | 31.984 | 21.108 | 19.895 | 4'29.962P | | 15:39'42.298 |
| 16 | 33.923 | 31.477 | 20.747 | 19.822 | 1'45.969 | 270,9 | 15:41'28.267 |
| 17 | 33.895 | 31.571 | 20.851 | 19.914 | 1'46.231 | 270,9 | 15:43'14.498 |
| 18 | 34.177 | 31.720 | 21.024 | 19.873 | 1'46.794 | 270,9 | 15:45'01.292 |
| 19 | 34.079 | 32.072 | 23.791 | 20.271 | 1'50.213 | 271,6 | 15:46'51.505 |
| 20 | 34.097 | 31.997 | 21.174 | 20.209 | 1'47.477 | 269,6 | 15:48'38.982 |
| 21 | 34.847 | 32.863 | 21.518 | 20.243 | 1'49.471 | 270,2 | 15:50'28.453 |

10° 6 C. PEROLARI (1'46.099)

| Lap | Seg.1 | Seg.2 | Seg.3 | Seg.4 | Lap Time | km/h | Local Time |
|-----|---------------|---------------|---------------|---------------|-----------------|--------------|--------------|
| 1 | | 34.020 | 22.252 | 20.200 | | | 15:02'10.485 |
| 2 | 34.251 | 31.794 | 21.213 | 19.940 | 1'47.198 | 273,6 | 15:03'57.683 |
| 3 | 34.040 | 31.794 | 21.153 | 19.873 | 1'46.860 | 271,6 | 15:05'44.543 |
| 4 | 37.663 | 33.905 | 21.231 | 19.841 | 1'52.640 | 273,6 | 15:07'37.183 |
| 5 | 34.206 | 31.729 | 21.338 | 19.956 | 1'47.229 | 271,6 | 15:09'24.412 |
| 6 | 37.234 | 33.509 | 22.100 | 31.481 | 2'04.324P | 269,6 | 15:11'28.736 |
| 7 | 3'40.159 | 33.810 | 21.237 | 19.994 | 4'55.200P | | 15:16'23.936 |
| 8 | 34.014 | 31.665 | 21.093 | 19.847 | 1'46.619 | 270,2 | 15:18'10.555 |
| 9 | 35.954 | 33.229 | 21.860 | 20.011 | 1'51.054 | 269,6 | 15:20'01.609 |
| 10 | 34.157 | 32.869 | 22.399 | 26.483 | 1'55.908P | 270,2 | 15:21'57.517 |
| 11 | 5'11.206 | 33.837 | 22.590 | 20.042 | 6'27.675P | | 15:28'25.192 |
| 12 | 33.918 | 31.531 | 20.960 | 19.690 | 1'46.099 | 271,6 | 15:30'11.291 |
| 13 | 37.677 | 34.142 | 24.882 | 20.029 | 1'56.730 | 272,3 | 15:32'08.021 |
| 14 | 37.487 | 33.365 | 21.248 | 19.783 | 1'51.883 | 272,3 | 15:33'59.904 |
| 15 | 34.366 | 31.927 | 21.207 | 26.701 | 1'54.201P | 270,9 | 15:35'54.105 |
| 16 | 9'59.423 | 32.273 | 21.460 | 20.016 | 11'13.172P | | 15:47'07.277 |
| 17 | 34.316 | 32.178 | 21.337 | 19.913 | 1'47.744 | 272,3 | 15:48'55.021 |
| 18 | 34.572 | 32.697 | 21.603 | 20.171 | 1'49.043 | 269,6 | 15:50'44.064 |

8° 86 A. BADOVINI (1'46.059)

| Lap | Seg.1 | Seg.2 | Seg.3 | Seg.4 | Lap Time | km/h | Local Time |
|-----|---------------|---------------|---------------|---------------|-----------------|--------------|--------------|
| 1 | | 32.977 | 21.823 | 20.341 | | | 15:03'10.139 |
| 2 | 34.720 | 31.822 | 21.211 | 20.115 | 1'47.868 | 268,9 | 15:04'58.007 |
| 3 | 34.596 | 31.670 | 21.076 | 20.131 | 1'47.473 | 268,2 | 15:06'45.480 |
| 4 | 34.391 | 32.607 | 21.707 | 20.996 | 1'49.701 | 267,6 | 15:08'35.181 |
| 5 | 37.959 | 33.678 | 22.125 | 28.850 | 2'02.612P | 266,9 | 15:10'37.793 |
| 6 | 7'30.801 | 33.044 | 21.602 | 20.304 | 8'45.751P | | 15:19'23.544 |
| 7 | 34.692 | 31.820 | 21.119 | 20.116 | 1'47.747 | 266,9 | 15:21'11.291 |
| 8 | 34.359 | 31.632 | 21.077 | 20.119 | 1'47.187 | 268,2 | 15:22'58.478 |
| 9 | 34.146 | 31.913 | 21.174 | 20.109 | 1'47.342 | 268,9 | 15:24'45.820 |
| 10 | 36.107 | 33.442 | 21.988 | 29.277 | 2'00.814P | 266,9 | 15:26'46.634 |
| 11 | 6'01.309 | 32.994 | 21.828 | 20.040 | 7'16.171P | | 15:34'02.805 |
| 12 | 34.310 | 31.703 | 20.995 | 19.860 | 1'46.868 | 266,2 | 15:35'49.673 |
| 13 | 33.966 | 31.667 | 20.958 | 20.031 | 1'46.622 | 267,6 | 15:37'36.295 |
| 14 | 33.996 | 31.530 | 20.923 | 20.047 | 1'46.496 | 268,2 | 15:39'22.791 |
| 15 | 33.993 | 31.419 | 20.970 | 19.991 | 1'46.373 | 266,9 | 15:41'09.164 |
| 16 | 37.683 | 33.496 | 22.522 | 28.859 | 2'02.560P | 267,6 | 15:43'11.724 |
| 17 | 1'54.293 | 39.443 | 23.808 | 20.585 | 3'18.129P | | 15:46'29.853 |
| 18 | 34.089 | 31.252 | 24.268 | 21.852 | 1'51.461 | 267,6 | 15:48'21.314 |
| 19 | 33.785 | 31.251 | 20.997 | 20.026 | 1'46.059 | 266,9 | 15:50'07.373 |

11° 78 H. OKUBO (1'46.316)

| Lap | Seg.1 | Seg.2 | Seg.3 | Seg.4 | Lap Time | km/h | Local Time |
|-----|---------------|---------------|---------------|---------------|-----------------|--------------|--------------|
| 1 | | 32.749 | 21.495 | 20.210 | | | 15:02'13.643 |
| 2 | 40.776 | 32.585 | 21.349 | 20.128 | 1'54.838 | 272,3 | 15:04'08.481 |
| 3 | 34.317 | 32.123 | 21.017 | 20.047 | 1'47.504 | 277,1 | 15:05'55.985 |
| 4 | 34.126 | 32.104 | 25.476 | 29.869 | 2'01.575P | 278,6 | 15:07'57.560 |
| 5 | 2'37.830 | 32.503 | 29.333 | 20.925 | 4'00.591P | | 15:11'58.151 |
| 6 | 34.531 | 32.360 | 21.159 | 20.317 | 1'48.367 | 271,6 | 15:13'46.518 |
| 7 | 37.727 | 32.552 | 22.196 | 30.041 | 2'02.516P | 269,6 | 15:15'49.034 |
| 8 | 7'55.591 | 32.298 | 21.195 | 20.191 | 9'09.275P | | 15:24'58.309 |
| 9 | 34.016 | 32.015 | 20.857 | 20.070 | 1'46.958 | 275,7 | 15:26'45.267 |
| 10 | 33.958 | 39.429 | 25.120 | 29.185 | 2'07.692P | 278,6 | 15:28'52.959 |
| 11 | 4'20.520 | 32.496 | 21.882 | 20.591 | 5'35.489P | | 15:34'28.448 |
| 12 | 39.124 | 32.612 | 21.217 | 20.335 | 1'53.288 | 270,2 | 15:36'21.736 |
| 13 | 35.648 | 32.872 | 22.326 | 30.270 | 2'01.116P | 270,9 | 15:38'22.852 |
| 14 | 4'53.820 | 39.385 | 20.869 | 19.990 | 6'14.064P | | 15:44'36.916 |
| 15 | 33.706 | 31.770 | 20.856 | 19.984 | 1'46.316 | 277,1 | 15:46'23.232 |
| 16 | 34.273 | 31.945 | 23.187 | 23.092 | 1'52.497 | 275,7 | 15:48'15.729 |
| 17 | 34.283 | 37.426 | 20.979 | 20.050 | 1'52.738 | 273,6 | 15:50'08.467 |

12° 36 T. GRADINGER (1'46.343)

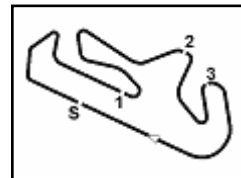
| Lap | Seg.1 | Seg.2 | Seg.3 | Seg.4 | Lap Time | km/h | Local Time |
|-----|-----------|--------|--------|--------|------------|-------|--------------|
| 1 | | 34.385 | 24.391 | 20.090 | | | 15:03'05.904 |
| 2 | 34.606 | 32.796 | 21.377 | 19.862 | 1'48.641 | 279,3 | 15:04'54.545 |
| 3 | 34.449 | 32.573 | 21.117 | 19.903 | 1'48.042 | 278,6 | 15:06'42.587 |
| 4 | 34.382 | 32.712 | 21.298 | 19.797 | 1'48.189 | 279,3 | 15:08'30.776 |
| 5 | 41.345 | 32.164 | 21.026 | 19.783 | 1'54.318 | 278,6 | 15:10'25.094 |
| 6 | 34.219 | 32.413 | 21.155 | 19.808 | 1'47.595 | 279,3 | 15:12'12.689 |
| 7 | 36.550 | 32.391 | 21.137 | 26.798 | 1'56.876P | 278,6 | 15:14'09.565 |
| 8 | 11'51.055 | 33.779 | 21.308 | 19.842 | 13'05.984P | | 15:27'15.549 |
| 9 | 34.425 | 32.177 | 21.047 | 19.719 | 1'47.368 | 280,0 | 15:29'02.917 |
| 10 | 34.350 | 32.230 | 21.059 | 19.752 | 1'47.391 | 280,0 | 15:30'50.308 |
| 11 | 34.267 | 32.070 | 21.069 | 19.714 | 1'47.120 | 278,6 | 15:32'37.428 |
| 12 | 34.520 | 32.618 | 21.744 | 28.098 | 1'56.980P | 277,8 | 15:34'34.408 |
| 13 | 7'51.124 | 33.348 | 22.144 | 19.732 | 9'06.348P | | 15:43'40.756 |

14/09/2018 P = Pits In/Out - C = Lap Time Cancelled

These data/results cannot be reproduced, stored and/or transmitted in whole or in part by any manner of electronic, mechanical, photocopying, recording, broadcasting or otherwise now known or herein after developed without the previous express consent by the copyright owner, except for reproduction in daily press and regular printed publications on sale to the public within 60 days of the event related to those data/results and always provided that copyright symbol appears together as follows below.

© DORNA WSBK ORGANIZATION Srl 2018





NOLAN Portuguese Round, 14 - 16 September 2018

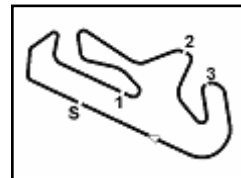
World Supersport - Chronological Analysis Free Practice 2nd Session

| 13° 39 B. QUERO MARTINEZ (1'46.505) | | | | | | | | 16° 75 I. LOPES (1'47.268) | | | | | | | |
|-------------------------------------|-----------|--------|--------|--------|------------|-------|--------------|------------------------------|-----------|--------|--------|--------|------------|-------|--------------|
| Lap | Seg.1 | Seg.2 | Seg.3 | Seg.4 | Lap Time | km/h | Local Time | Lap | Seg.1 | Seg.2 | Seg.3 | Seg.4 | Lap Time | km/h | Local Time |
| 1 | | 33.585 | 22.169 | 20.265 | | | 15:01'54.645 | 1 | | 33.270 | 21.596 | 20.607 | | | 15:01'52.616 |
| 2 | 34.581 | 32.752 | 21.289 | 20.097 | 1'48.719 | 277,8 | 15:03'43.364 | 2 | 35.128 | 32.511 | 21.127 | 20.399 | 1'49.165 | 260,5 | 15:03'41.781 |
| 3 | 34.359 | 32.269 | 21.145 | 20.048 | 1'47.821 | 272,9 | 15:05'31.185 | 3 | 34.723 | 32.378 | 21.176 | 20.262 | 1'48.539 | 261,1 | 15:05'30.320 |
| 4 | 34.275 | 32.412 | 21.202 | 20.215 | 1'48.104 | 275,0 | 15:07'19.289 | 4 | 34.964 | 32.309 | 21.606 | 20.325 | 1'49.204 | 260,5 | 15:07'19.524 |
| 5 | 34.383 | 32.210 | 21.431 | 20.211 | 1'48.235 | 275,0 | 15:09'07.524 | 5 | 34.716 | 32.245 | 20.986 | 20.247 | 1'48.194 | 259,9 | 15:09'07.718 |
| 6 | 37.208 | 33.173 | 22.226 | 30.475 | 2'03.082P | 275,0 | 15:11'10.606 | 6 | 34.981 | 32.650 | 25.388 | 30.140 | 2'03.159P | 264,3 | 15:11'10.877 |
| 7 | 5'30.621 | 41.646 | 28.478 | 20.131 | 7'00.876P | | 15:18'11.482 | 7 | 6'20.870 | 34.024 | 21.365 | 20.322 | 7'36.581P | | 15:18'47.458 |
| 8 | 34.240 | 32.289 | 20.938 | 20.030 | 1'47.497 | 269,6 | 15:19'58.979 | 8 | 40.946 | 32.559 | 21.428 | 20.388 | 1'55.321 | 264,9 | 15:20'42.779 |
| 9 | 36.940 | 34.356 | 21.512 | 29.693 | 2'02.501P | 272,3 | 15:22'01.480 | 9 | 34.544 | 32.236 | 21.074 | 20.183 | 1'48.037 | 268,9 | 15:22'30.816 |
| 10 | 1'08.080 | 36.199 | 21.049 | 19.966 | 2'25.294P | | 15:24'26.774 | 10 | 42.402 | 32.659 | 21.102 | 20.132 | 1'56.295 | 263,7 | 15:24'27.111 |
| 11 | 34.147 | 31.679 | 21.151 | 19.983 | 1'46.960 | 271,6 | 15:26'13.734 | 11 | 34.451 | 31.918 | 20.802 | 20.187 | 1'47.358 | 264,9 | 15:26'14.469 |
| 12 | 33.832 | 31.758 | 21.006 | 20.065 | 1'46.661 | 274,3 | 15:28'00.395 | 12 | 34.320 | 31.892 | 20.898 | 20.231 | 1'47.341 | 266,2 | 15:28'01.810 |
| 13 | 33.928 | 31.945 | 21.161 | 29.284 | 1'56.318P | 272,3 | 15:29'56.713 | 13 | 34.361 | 32.010 | 20.841 | 20.249 | 1'47.461 | 264,9 | 15:29'49.271 |
| 14 | 8'09.539 | 33.383 | 21.712 | 21.786 | 9'26.420P | | 15:39'23.133 | 14 | 37.156 | 36.426 | 24.145 | 33.262 | 2'10.989P | 264,3 | 15:32'00.260 |
| 15 | 34.054 | 31.668 | 20.823 | 19.960 | 1'46.505 | 274,3 | 15:41'09.638 | 15 | 2'34.644 | 32.368 | 21.083 | 20.347 | 3'48.442P | | 15:35'48.702 |
| 16 | 36.205 | 34.833 | 22.525 | 30.532 | 2'04.095P | 277,8 | 15:43'13.733 | 16 | 34.486 | 32.856 | 20.891 | 20.230 | 1'48.463 | 266,9 | 15:37'37.165 |
| 17 | 4'00.353 | 34.553 | 27.607 | 23.549 | 5'26.062P | | 15:48'39.795 | 17 | 34.145 | 31.985 | 20.860 | 20.278 | 1'47.268 | 265,6 | 15:39'24.433 |
| 18 | 34.202 | 32.457 | 25.374 | 20.835 | 1'52.868 | 275,0 | 15:50'32.663 | 18 | 34.297 | 31.877 | 20.864 | 20.346 | 1'47.384 | 264,9 | 15:41'11.817 |
| | | | | | | | | 19 | 57.234 | 36.539 | 22.304 | 20.200 | 2'16.277 | 263,7 | 15:43'28.094 |
| 14° 3 R. DE ROSA (1'46.683) | | | | | | | | 17° 77 W. TESSELS (1'47.269) | | | | | | | |
| Lap | Seg.1 | Seg.2 | Seg.3 | Seg.4 | Lap Time | km/h | Local Time | Lap | Seg.1 | Seg.2 | Seg.3 | Seg.4 | Lap Time | km/h | Local Time |
| 1 | | 33.776 | 22.529 | 20.553 | | | 15:02'40.055 | 1 | | 33.874 | 21.397 | 20.078 | | | 15:01'55.660 |
| 2 | 34.855 | 32.009 | 21.290 | 20.349 | 1'48.503 | 264,9 | 15:04'28.558 | 2 | 34.836 | 32.876 | 21.430 | 20.105 | 1'49.247 | 272,3 | 15:03'44.907 |
| 3 | 34.622 | 32.041 | 21.017 | 20.394 | 1'48.074 | 264,9 | 15:06'16.632 | 3 | 34.643 | 32.507 | 21.150 | 20.037 | 1'48.337 | 270,2 | 15:05'33.244 |
| 4 | 39.289 | 35.304 | 22.859 | 29.753 | 2'07.205P | 259,2 | 15:08'23.837 | 4 | 34.598 | 32.346 | 21.248 | 20.025 | 1'48.217 | 272,3 | 15:07'21.461 |
| 5 | 14'00.109 | 33.156 | 22.046 | 20.367 | 15'15.678P | | 15:23'39.515 | 5 | 34.628 | 32.380 | 21.119 | 20.060 | 1'48.187 | 271,6 | 15:09'09.648 |
| 6 | 34.235 | 32.085 | 21.097 | 20.288 | 1'47.705 | 263,0 | 15:25'27.220 | 6 | 34.615 | 32.481 | 21.227 | 20.210 | 1'48.533 | 271,6 | 15:10'58.181 |
| 7 | 34.187 | 31.762 | 21.050 | 20.148 | 1'47.147 | 264,3 | 15:27'14.367 | 7 | 41.008 | 33.676 | 21.541 | 20.272 | 1'56.497 | 269,6 | 15:12'54.678 |
| 8 | 34.388 | 31.832 | 21.003 | 20.181 | 1'47.404 | 264,3 | 15:29'01.771 | 8 | 35.082 | 33.154 | 25.555 | 20.321 | 1'54.112 | 268,9 | 15:14'48.790 |
| 9 | 34.188 | 31.754 | 20.826 | 20.138 | 1'46.906 | 263,7 | 15:30'48.677 | 9 | 34.980 | 32.683 | 21.343 | 20.242 | 1'49.248 | 269,6 | 15:16'38.038 |
| 10 | 34.122 | 31.713 | 20.688 | 20.160 | 1'46.683 | 264,9 | 15:32'35.360 | 10 | 34.802 | 32.443 | 21.294 | 20.111 | 1'48.650 | 268,2 | 15:18'26.688 |
| 11 | 40.056 | 35.765 | 23.824 | 29.383 | 2'09.028P | 263,7 | 15:34'44.388 | 11 | 34.982 | 32.417 | 21.231 | 20.134 | 1'48.764 | 268,9 | 15:20'15.452 |
| 12 | 6'37.333 | 32.480 | 21.091 | 19.996 | 7'50.900P | | 15:42'35.288 | 12 | 38.456 | 33.506 | 25.403 | 31.298 | 2'08.663P | 267,6 | 15:22'24.115 |
| | | | | | | | | 13 | 11'22.408 | 40.677 | 21.139 | 20.076 | 12'44.300P | | 15:35'08.415 |
| | | | | | | | | 14 | 34.526 | 32.134 | 21.023 | 20.062 | 1'47.745 | 270,2 | 15:36'56.160 |
| | | | | | | | | 15 | 34.468 | 31.930 | 21.010 | 20.014 | 1'47.422 | 270,2 | 15:38'43.582 |
| | | | | | | | | 16 | 34.476 | 31.998 | 21.204 | 20.042 | 1'47.720 | 270,2 | 15:40'31.302 |
| | | | | | | | | 17 | 49.466 | 35.091 | 21.168 | 20.000 | 2'05.725 | 265,6 | 15:42'37.027 |
| | | | | | | | | 18 | 34.167 | 32.151 | 23.693 | 20.186 | 1'50.197 | 275,0 | 15:44'27.224 |
| | | | | | | | | 19 | 34.716 | 39.939 | 22.188 | 19.959 | 1'56.802 | 271,6 | 15:46'24.026 |
| | | | | | | | | 20 | 34.467 | 32.013 | 21.178 | 19.976 | 1'47.634 | 270,2 | 15:48'11.660 |
| | | | | | | | | 21 | 34.260 | 32.012 | 21.087 | 19.910 | 1'47.269 | 270,9 | 15:49'58.929 |
| | | | | | | | | 22 | 58.895 | 52.104 | 31.388 | 40.726 | 3'03.113P | 219,8 | 15:53'02.042 |
| 15° 56 P. SEBESTYEN (1'46.990) | | | | | | | | 18° 49 S. HORNSEY (1'47.406) | | | | | | | |
| Lap | Seg.1 | Seg.2 | Seg.3 | Seg.4 | Lap Time | km/h | Local Time | Lap | Seg.1 | Seg.2 | Seg.3 | Seg.4 | Lap Time | km/h | Local Time |
| 1 | | 35.997 | 22.107 | 20.250 | | | 15:02'17.537 | 1 | | 34.208 | 22.087 | 20.576 | | | 15:02'37.616 |
| 2 | 34.992 | 32.330 | 21.441 | 20.253 | 1'49.016 | 272,9 | 15:04'06.553 | 2 | 35.896 | 32.942 | 21.935 | 20.221 | 1'50.994 | 261,7 | 15:04'28.610 |
| 3 | 34.730 | 32.330 | 21.366 | 20.128 | 1'48.554 | 272,3 | 15:05'55.107 | 3 | 35.367 | 32.193 | 21.313 | 20.169 | 1'49.042 | 258,0 | 15:06'17.652 |
| 4 | 34.871 | 32.562 | 22.390 | 21.844 | 1'51.667 | 272,3 | 15:07'46.774 | 4 | 35.417 | 33.009 | 21.868 | 20.382 | 1'50.676 | 261,1 | 15:08'08.328 |
| 5 | 34.721 | 32.275 | 21.473 | 20.319 | 1'48.788 | 270,9 | 15:09'35.562 | 5 | 35.820 | 32.812 | 21.714 | 28.345 | 1'58.691P | 263,7 | 15:10'07.019 |
| 6 | 34.649 | 32.705 | 25.876 | 20.818 | 1'54.048 | 269,6 | 15:11'29.610 | 6 | 15'03.299 | 32.742 | 21.560 | 20.128 | 16'17.729P | | 15:26'24.748 |
| 7 | 34.418 | 32.045 | 21.363 | 19.918 | 1'47.744 | 274,3 | 15:13'17.354 | 7 | 34.778 | 32.035 | 21.241 | 20.048 | 1'48.102 | 264,3 | 15:28'12.850 |
| 8 | 34.921 | 32.627 | 21.606 | 29.052 | 1'58.206P | 268,2 | 15:15'15.560 | 8 | 34.690 | 31.948 | 21.075 | 19.819 | 1'47.532 | 263,7 | 15:30'00.382 |
| 9 | 9'44.827 | 34.118 | 21.270 | 20.039 | 11'00.254P | | 15:26'15.814 | 9 | 34.713 | 32.370 | 24.675 | 28.654 | 2'00.412P | 263,7 | 15:32'00.794 |
| 10 | 34.351 | 31.886 | 21.201 | 20.095 | 1'47.533 | 275,0 | 15:28'03.347 | 10 | 8'26.881 | 33.114 | 21.348 | 20.150 | 9'41.493P | | 15:41'42.287 |
| 11 | 34.141 | 31.844 | 21.182 | 20.041 | 1'47.208 | 275,0 | 15:29'50.555 | 11 | 34.785 | 31.991 | 21.395 | 19.899 | 1'48.070 | 262,4 | 15:43'30.357 |
| 12 | 39.937 | 40.115 | 21.088 | 20.087 | 2'01.227 | 272,9 | 15:31'51.782 | 12 | 34.673 | 31.754 | 21.182 | 19.958 | 1'47.567 | 265,6 | 15:45'17.924 |
| 13 | 34.388 | 32.041 | 21.091 | 19.938 | 1'47.458 | 272,9 | 15:33'39.240 | 13 | 34.552 | 31.789 | 21.083 | 19.982 | 1'47.406 | 265,6 | 15:47'05.330 |
| 14 | 34.170 | 31.846 | 21.198 | 19.802 | 1'47.016 | 275,7 | 15:35'26.256 | | | | | | | | |
| 15 | 34.582 | 32.302 | 21.551 | 28.473 | 1'56.908P | 265,6 | 15:37'23.164 | | | | | | | | |
| 16 | 3'59.228 | 32.783 | 21.142 | 19.902 | 5'13.055P | | 15:42'36.219 | | | | | | | | |
| 17 | 34.272 | 31.889 | 25.857 | 20.897 | 1'52.915 | 274,3 | 15:44'29.134 | | | | | | | | |
| 18 | 36.169 | 43.234 | 22.833 | 21.565 | 2'03.801 | 272,3 | 15:46'32.935 | | | | | | | | |
| 19 | 34.245 | 31.846 | 21.109 | 19.931 | 1'47.131 | 272,3 | 15:48'20.066 | | | | | | | | |
| 20 | 34.152 | 31.850 | 21.094 | 19.894 | 1'46.990 | 272,9 | 15:50'07.056 | | | | | | | | |

14/09/2018 P = Pits In/Out - C = Lap Time Cancelled

These data/results cannot be reproduced, stored and/or transmitted in whole or in part by any manner of electronic, mechanical, photocopying, recording, broadcasting or otherwise now known or herein after developed without the previous express consent by the copyright owner, except for reproduction in daily press and regular printed publications on sale to the public within 60 days of the event related to those data/results and always provided that copyright symbol appears together as follows below.

© DORNA WSBK ORGANIZATION Srl 2018



NOLAN Portuguese Round, 14 - 16 September 2018

World Supersport - Chronological Analysis Free Practice 2nd Session

Portimao 4.592 m

4 / 5

19° 47 R. HARTOG (1'47.417)

| Lap | Seg.1 | Seg.2 | Seg.3 | Seg.4 | Lap Time | km/h | Local Time |
|-----|---------------|---------------|---------------|---------------|-----------------|--------------|--------------|
| 1 | | 33.991 | 21.840 | 20.342 | | | 15:01'56.605 |
| 2 | 35.100 | 33.101 | 21.841 | 20.563 | 1'50.605 | 268,9 | 15:03'47.210 |
| 3 | 35.127 | 32.676 | 21.619 | 20.502 | 1'49.924 | 253,2 | 15:05'37.134 |
| 4 | 35.144 | 32.898 | 21.259 | 20.552 | 1'49.853 | 268,2 | 15:07'26.987 |
| 5 | 34.759 | 32.772 | 21.419 | 20.774 | 1'56.724P | 270,2 | 15:09'23.711 |
| 6 | 7'01.314 | 33.533 | 21.402 | 20.663 | 8'16.912P | | 15:17'40.623 |
| 7 | 34.761 | 32.911 | 21.353 | 20.532 | 1'49.557 | 266,9 | 15:19'30.180 |
| 8 | 34.641 | 33.279 | 21.259 | 20.380 | 1'49.559 | 265,6 | 15:21'19.739 |
| 9 | 34.547 | 32.332 | 20.969 | 20.285 | 1'48.133 | 269,6 | 15:23'07.872 |
| 10 | 34.280 | 32.393 | 21.025 | 20.343 | 1'48.041 | 269,6 | 15:24'55.913 |
| 11 | 34.254 | 32.221 | 20.941 | 20.298 | 1'47.714 | 269,6 | 15:26'43.627 |
| 12 | 36.578 | 33.932 | 21.277 | 20.340 | 1'52.127 | 271,6 | 15:28'35.754 |
| 13 | 34.023 | 32.137 | 21.049 | 20.208 | 1'47.417 | 271,6 | 15:30'23.171 |
| 14 | 34.078 | 32.833 | 23.943 | 30.585 | 2'01.439P | 271,6 | 15:32'24.610 |
| 15 | 8'57.405 | 32.746 | 20.915 | 20.285 | 10'11.351P | | 15:42'35.961 |
| 16 | 34.791 | 32.073 | 23.174 | 20.495 | 1'50.533 | 272,3 | 15:44'26.494 |
| 17 | 37.763 | 33.156 | 21.689 | 20.341 | 1'52.949 | 269,6 | 15:46'19.443 |
| 18 | 34.986 | 33.156 | 21.548 | 20.303 | 1'49.122 | 269,6 | 15:48'08.565 |
| 19 | 34.991 | 33.177 | 21.452 | 21.288 | 1'50.908 | 269,6 | 15:49'59.473 |
| 20 | 57.247 | 45.698 | 23.502 | 32.288 | 2'38.735P | 223,0 | 15:52'38.208 |

| | | | | | | | |
|----|---------------|---------------|---------------|--------|-----------------|-------|--------------|
| 9 | 35.033 | 32.429 | 21.289 | 20.327 | 1'49.078 | 259,2 | 15:22'05.894 |
| 10 | 35.184 | 32.537 | 21.328 | 20.333 | 1'49.382 | 255,6 | 15:23'55.276 |
| 11 | 37.025 | 33.385 | 25.635 | 20.457 | 1'56.502 | 255,6 | 15:25'51.778 |
| 12 | 34.940 | 32.265 | 21.389 | 20.336 | 1'48.930 | 258,0 | 15:27'40.708 |
| 13 | 36.301 | 33.449 | 22.026 | 26.806 | 1'58.582P | 258,0 | 15:29'39.290 |
| 14 | 9'51.647 | 36.616 | 26.454 | 20.805 | 11'15.522P | | 15:40'54.812 |
| 15 | 35.088 | 32.254 | 21.123 | 20.296 | 1'48.761 | 254,4 | 15:42'43.573 |
| 16 | 34.671 | 32.297 | 21.071 | 20.153 | 1'48.192 | 259,9 | 15:44'31.765 |
| 17 | 36.049 | 38.363 | 23.561 | 20.508 | 1'58.481 | 258,0 | 15:46'30.246 |
| 18 | 34.434 | 31.558 | 21.407 | 20.169 | 1'47.568 | 260,5 | 15:48'17.814 |
| 19 | 34.711 | 32.081 | 21.223 | 20.198 | 1'48.213 | 258,0 | 15:50'06.027 |

23° 10 N. CALERO (1'48.305)

| Lap | Seg.1 | Seg.2 | Seg.3 | Seg.4 | Lap Time | km/h | Local Time |
|-----|---------------|---------------|---------------|-----------------|-----------------|--------------|--------------|
| 1 | | 32.898 | 21.769 | 20.618 | | | 15:02'21.484 |
| 2 | 35.883 | 32.517 | 21.383 | 20.180 | 1'49.963 | 272,3 | 15:04'11.447 |
| 3 | 34.999 | 32.403 | 21.239 | 20.277 | 1'48.918 | 268,2 | 15:06'00.365 |
| 4 | 38.805 | 37.436 | 25.235 | 30.433 | 2'11.909P | 270,2 | 15:08'12.274 |
| 5 | 5'14.807 | 39.341 | 32.841 | 21.314 | 6'48.303P | | 15:15'00.577 |
| 6 | 35.255 | 33.659 | 21.650 | 20.252 | 1'50.816 | 267,6 | 15:16'51.393 |
| 7 | 35.021 | 32.474 | 21.613 | 20.265 | 1'49.373 | 269,6 | 15:18'40.766 |
| 8 | 34.845 | 32.465 | 21.486 | 20.355 | 1'49.151 | 267,6 | 15:20'29.917 |
| 9 | 42.118 | 38.103 | 23.952 | 20.724 | 2'04.897 | 263,0 | 15:22'34.814 |
| 10 | 35.573 | 35.713 | 24.159 | 20.245 | 1'55.690 | 268,2 | 15:24'30.504 |
| 11 | 34.885 | 32.295 | 21.086 | 20.287 | 1'48.553 | 270,9 | 15:26'19.057 |
| 12 | 38.058 | 37.623 | 26.304 | 29.313 | 2'11.298P | 269,6 | 15:28'30.355 |
| 13 | 10'09.011 | 48.540 | 32.976 | 20.411 | 11'50.938P | | 15:40'21.293 |
| 14 | 35.108 | 32.251 | 20.901 | 1'48.359 | 266,9 | 15:42'09.652 | |
| 15 | 37.461 | 35.465 | 22.035 | 20.599 | 1'55.560 | 268,9 | 15:44'05.212 |
| 16 | 34.813 | 32.056 | 21.078 | 20.358 | 1'48.305 | 268,9 | 15:45'53.517 |
| 17 | 34.797 | 32.198 | 23.744 | 20.523 | 1'51.262 | 268,2 | 15:47'44.779 |
| 18 | 39.825 | 32.968 | 21.359 | 20.405 | 1'54.557 | 267,6 | 15:49'39.336 |
| 19 | 34.902 | 32.351 | 21.109 | 20.355 | 1'48.717 | 266,9 | 15:51'28.053 |

20° 70 M. PONS (1'47.474)

| Lap | Seg.1 | Seg.2 | Seg.3 | Seg.4 | Lap Time | km/h | Local Time |
|-----|---------------|---------------|---------------|---------------|-----------------|--------------|--------------|
| 1 | | 34.905 | 21.939 | 20.211 | | | 15:01'57.052 |
| 2 | 34.981 | 33.097 | 21.221 | 20.422 | 1'49.721 | 268,2 | 15:03'46.773 |
| 3 | 34.766 | 32.479 | 21.395 | 20.267 | 1'48.907 | 268,9 | 15:05'35.680 |
| 4 | 34.896 | 32.574 | 21.456 | 20.174 | 1'49.100 | 267,6 | 15:07'24.780 |
| 5 | 34.842 | 32.453 | 21.293 | 20.390 | 1'48.978 | 265,6 | 15:09'13.758 |
| 6 | 34.736 | 32.571 | 21.219 | 20.277 | 1'48.803 | 270,2 | 15:11'02.561 |
| 7 | 34.887 | 32.792 | 21.504 | 20.787 | 1'56.970P | 268,2 | 15:12'59.531 |
| 8 | 8'19.812 | 32.603 | 21.408 | 20.166 | 9'33.989P | | 15:22'33.520 |
| 9 | 37.137 | 36.435 | 21.799 | 20.420 | 1'55.791 | 267,6 | 15:24'29.311 |
| 10 | 34.750 | 31.934 | 21.216 | 19.999 | 1'47.899 | 268,9 | 15:26'17.210 |
| 11 | 34.408 | 32.244 | 21.170 | 20.196 | 1'48.018 | 267,6 | 15:28'05.228 |
| 12 | 34.719 | 32.400 | 21.208 | 20.089 | 1'48.416 | 268,9 | 15:29'53.644 |
| 13 | 34.788 | 32.284 | 21.231 | 20.173 | 1'48.476 | 268,9 | 15:31'42.120 |
| 14 | 34.885 | 32.354 | 21.178 | 28.138 | 1'56.555P | 268,9 | 15:33'38.675 |
| 15 | 4'51.874 | 32.129 | 21.190 | 20.066 | 6'05.259P | | 15:39'43.934 |
| 16 | 34.629 | 31.942 | 21.092 | 20.189 | 1'47.852 | 268,2 | 15:41'31.786 |
| 17 | 34.428 | 32.068 | 21.189 | 20.062 | 1'47.747 | 268,2 | 15:43'19.533 |
| 18 | 34.585 | 32.115 | 21.094 | 20.085 | 1'47.879 | 268,2 | 15:45'07.412 |
| 19 | 34.618 | 34.504 | 23.970 | 20.068 | 1'53.160 | 268,2 | 15:47'00.572 |
| 20 | 34.367 | 31.884 | 21.063 | 20.160 | 1'47.474 | 267,6 | 15:48'48.046 |
| 21 | 34.348 | 32.538 | 21.139 | 20.291 | 1'48.316 | 267,6 | 15:50'36.362 |

24° 98 H. BARBERA (1'48.616)

| Lap | Seg.1 | Seg.2 | Seg.3 | Seg.4 | Lap Time | km/h | Local Time |
|-----|---------------|---------------|---------------|---------------|-----------------|--------------|--------------|
| 1 | | 34.141 | 22.185 | 20.279 | | | 15:01'57.910 |
| 2 | 35.081 | 32.581 | 21.552 | 20.164 | 1'49.378 | 267,6 | 15:03'47.288 |
| 3 | 34.666 | 32.352 | 21.472 | 20.327 | 1'48.817 | 260,5 | 15:05'36.105 |
| 4 | 34.765 | 32.361 | 21.165 | 20.325 | 1'48.616 | 262,4 | 15:07'24.721 |
| 5 | 34.692 | 32.397 | 25.387 | 29.968 | 2'02.444P | 270,2 | 15:09'27.165 |

25° 88 C. STANGE (1'48.628)

| Lap | Seg.1 | Seg.2 | Seg.3 | Seg.4 | Lap Time | km/h | Local Time |
|-----|---------------|--------|---------------|---------------|-----------------|--------------|--------------|
| 1 | | 34.033 | 22.063 | 20.585 | | | 15:02'09.243 |
| 2 | 36.182 | 33.084 | 21.945 | 20.386 | 1'51.597 | 266,9 | 15:04'00.840 |
| 3 | 35.925 | 33.086 | 21.693 | 20.293 | 1'50.997 | 268,2 | 15:05'51.837 |
| 4 | 36.752 | 33.365 | 21.984 | 20.243 | 1'52.344 | 265,6 | 15:07'44.181 |
| 5 | 34.984 | 32.904 | 21.820 | 20.334 | 1'50.042 | 267,6 | 15:09'34.223 |
| 6 | 35.407 | 32.983 | 21.481 | 20.458 | 1'50.329 | 266,2 | 15:11'24.552 |
| 7 | 35.064 | 32.746 | 21.497 | 20.347 | 1'49.654 | 266,9 | 15:13'14.206 |
| 8 | 35.077 | 32.767 | 21.563 | 20.157 | 1'49.564 | 266,2 | 15:15'03.770 |
| 9 | 35.058 | 32.836 | 21.524 | 20.376 | 1'49.794 | 266,9 | 15:16'53.564 |
| 10 | 35.140 | 32.840 | 21.587 | 20.325 | 1'49.892 | 267,6 | 15:18'43.456 |
| 11 | 34.949 | 32.688 | 21.685 | 28.100 | 1'57.422P | 267,6 | 15:20'40.878 |
| 12 | 4'32.572 | 33.173 | 24.137 | 20.510 | 5'50.392P | | 15:26'31.270 |
| 13 | 35.162 | 32.500 | 21.531 | 20.086 | 1'49.279 | 266,9 | 15:28'20.549 |
| 14 | 34.910 | 32.348 | 21.482 | 19.888 | 1'48.628 | 266,9 | 15:30'09.177 |
| 15 | 34.774 | 32.394 | 21.264 | 20.309 | 1'48.741 | 267,6 | 15:31'57.918 |
| 16 | 36.055 | 32.947 | 21.796 | 19.928 | 1'50.726 | 264,3 | 15:33'48.644 |
| 17 | 35.126 | 32.336 | 21.559 | 20.246 | 1'49.267 | 268,2 | 15:35'37.911 |
| 18 | 34.971 | 32.394 | 21.576 | 20.215 | 1'49.156 | 266,2 | 15:37'27.067 |
| 19 | 35.092 | 32.375 | 21.558 | 20.390 | 1'49.415 | 267,6 | 15:39'16.482 |
| 20 | 35.253 | 32.518 | 21.570 | 20.193 | 1'49.534 | 266,2 | 15:41'06.016 |

21° 84 L. CRESSON (1'47.477)

| Lap | Seg.1 | Seg.2 | Seg.3 | Seg.4 | Lap Time | km/h | Local Time |
|-----|---------------|---------------|---------------|---------------|-----------------|--------------|--------------|
| 1 | | 33.348 | 22.038 | 19.927 | | | 15:02'18.806 |
| 2 | 34.767 | 32.292 | 21.389 | 19.950 | 1'48.398 | 281,5 | 15:04'07.204 |
| 3 | 34.389 | 32.231 | 21.495 | 19.859 | 1'47.974 | 279,3 | 15:05'55.178 |
| 4 | 34.115 | 32.190 | 21.314 | 19.858 | 1'47.477 | 282,2 | 15:07'42.655 |

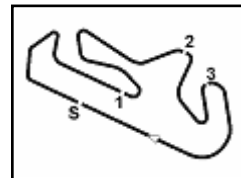
22° 74 J. VAN SIKKELERUS (1'47.568)

| Lap | Seg.1 | Seg.2 | Seg.3 | Seg.4 | Lap Time | km/h | Local Time |
|-----|----------|--------|--------|---------------|-----------|--------------|--------------|
| 1 | | 34.556 | 22.869 | 20.366 | | | 15:02'11.071 |
| 2 | 35.074 | 32.593 | 21.544 | 20.173 | 1'49.384 | 263,0 | 15:04'00.455 |
| 3 | 36.740 | 32.795 | 22.316 | 20.213 | 1'52.064 | 264,3 | 15:05'52.519 |
| 4 | 34.953 | 32.638 | 21.365 | 20.183 | 1'49.139 | 265,6 | 15:07'41.658 |
| 5 | 34.934 | 36.080 | 21.854 | 26.088 | 1'58.956P | 260,5 | 15:09'40.614 |
| 6 | 5'38.056 | 33.657 | 26.235 | 20.348 | 6'58.296P | | 15:16'38.910 |
| 7 | 34.940 | 32.503 | 21.371 | 20.117 | 1'48.931 | 260,5 | 15:18'27.841 |
| 8 | 35.109 | 32.456 | 21.203 | 20.207 | 1'48.975 | 258,6 | 15:20'16.816 |

14/09/2018 P = Pits In/Out - C = Lap Time Cancelled

These data/results cannot be reproduced, stored and/or transmitted in whole or in part by any manner of electronic, mechanical, photocopying, recording, broadcasting or otherwise now known or herein after developed without the previous express consent by the copyright owner, except for reproduction in daily press and regular printed publications on sale to the public within 60 days of the event related to those data/results and always provided that copyright symbol appears together as follows below.

© DORNA WSBK ORGANIZATION Srl 2018



Portimao 4.592 m

NOLAN Portuguese Round, 14 - 16 September 2018

World Supersport - Chronological Analysis Free Practice 2nd Session

5 / 5

| | | | | | | | | | | | | | | | |
|----|--------|---------------|--------|--------|----------|-------|--------------|---|--------|--------|--------|--------|----------|--------------|--------------|
| 21 | 35.141 | 32.414 | 21.700 | 21.095 | 1'50.350 | 264,3 | 15:42'56.366 | 1 | | 36.140 | 23.618 | 21.508 | | 15:02'21.652 | |
| 22 | 35.003 | 32.427 | 21.679 | 20.208 | 1'49.317 | 266,2 | 15:44'45.683 | 2 | 37.457 | 34.877 | 23.000 | 21.246 | 1'56.580 | 255,0 | 15:04'18.232 |
| 23 | 43.255 | 33.054 | 22.106 | 20.602 | 1'59.017 | 266,9 | 15:46'44.700 | 3 | 37.064 | 34.284 | 22.542 | 21.151 | 1'55.041 | 256,8 | 15:06'13.273 |
| 24 | 35.187 | 32.371 | 21.625 | 20.319 | 1'49.502 | 264,9 | 15:48'34.202 | 4 | 36.441 | 34.406 | 22.775 | 20.965 | 1'54.587 | 256,8 | 15:08'07.860 |
| 25 | 34.802 | 32.272 | 21.659 | 20.059 | 1'48.792 | 266,2 | 15:50'22.994 | 5 | 36.422 | 34.469 | 22.617 | 21.058 | 1'54.566 | 256,2 | 15:10'02.426 |

26° 15 A. COPPOLA (1'49.116)

| Lap | Seg.1 | Seg.2 | Seg.3 | Seg.4 | Lap Time | km/h | Local Time |
|-----|---------------|---------------|---------------|---------------|-----------------|--------------|--------------|
| 1 | | 34.239 | 22.029 | 20.119 | | | 15:01'57.364 |
| 2 | 35.140 | 32.863 | 21.621 | 20.804 | 1'50.428 | 259,9 | 15:03'47.792 |
| 3 | 37.365 | 32.846 | 21.879 | 20.076 | 1'52.166 | 263,7 | 15:05'39.958 |
| 4 | 35.294 | 33.733 | 22.049 | 20.189 | 1'51.265 | 261,1 | 15:07'31.223 |
| 5 | 34.962 | 32.628 | 23.296 | 32.439 | 2'03.325P | 264,3 | 15:09'34.548 |
| 6 | 3'52.967 | 39.347 | 29.989 | 24.469 | 5'26.772P | | 15:15'01.320 |
| 7 | 34.966 | 32.563 | 21.521 | 20.066 | 1'49.116 | 264,3 | 15:16'50.436 |
| 8 | 34.885 | 32.744 | 23.774 | 28.819 | 2'00.222P | 263,7 | 15:18'50.658 |
| 9 | 5'20.009 | 34.412 | 21.917 | 20.356 | 6'36.694P | | 15:25'27.352 |

27° 34 J. ITURRIOZ (1'49.171)

| Lap | Seg.1 | Seg.2 | Seg.3 | Seg.4 | Lap Time | km/h | Local Time |
|-----|---------------|---------------|---------------|---------------|-----------------|--------------|--------------|
| 1 | | 33.908 | 21.953 | 20.553 | | | 15:01'54.493 |
| 2 | 35.679 | 33.226 | 21.683 | 20.445 | 1'51.033 | 262,4 | 15:03'45.526 |
| 3 | 35.281 | 33.188 | 21.749 | 20.363 | 1'50.581 | 265,6 | 15:05'36.107 |
| 4 | 35.218 | 32.844 | 21.511 | 20.435 | 1'50.008 | 262,4 | 15:07'26.115 |
| 5 | 35.643 | 33.475 | 21.580 | 20.403 | 1'51.101 | 266,2 | 15:09'17.216 |
| 6 | 35.309 | 32.904 | 21.454 | 20.363 | 1'50.030 | 262,4 | 15:11'07.246 |
| 7 | 36.327 | 33.913 | 23.454 | 29.576 | 2'03.270P | 246,3 | 15:13'10.516 |
| 8 | 6'25.828 | 37.040 | 26.634 | 20.641 | 7'50.143P | | 15:21'00.659 |
| 9 | 35.108 | 33.056 | 21.429 | 20.496 | 1'50.089 | 261,7 | 15:22'50.748 |
| 10 | 34.805 | 32.635 | 21.508 | 20.223 | 1'49.171 | 261,7 | 15:24'39.919 |
| 11 | 35.206 | 32.669 | 21.484 | 20.451 | 1'49.810 | 262,4 | 15:26'29.729 |
| 12 | 34.931 | 32.784 | 21.490 | 20.391 | 1'49.596 | 261,1 | 15:28'19.325 |
| 13 | 37.445 | 33.962 | 21.821 | 20.251 | 1'53.479 | 261,7 | 15:30'12.804 |
| 14 | 35.220 | 33.463 | 22.512 | 30.719 | 2'01.914P | 264,3 | 15:32'14.718 |
| 15 | 7'31.936 | 35.712 | 24.294 | 20.319 | 8'52.261P | | 15:41'06.979 |
| 16 | 35.098 | 32.666 | 21.222 | 20.509 | 1'49.495 | 264,3 | 15:42'56.474 |
| 17 | 35.245 | 32.582 | 21.411 | 20.386 | 1'49.624 | 261,1 | 15:44'46.098 |
| 18 | 34.986 | 32.623 | 21.516 | 20.188 | 1'49.313 | 265,6 | 15:46'35.411 |
| 19 | 35.311 | 32.620 | 21.491 | 20.444 | 1'49.866 | 263,0 | 15:48'25.277 |
| 20 | 36.936 | 33.946 | 21.711 | 21.079 | 1'53.672 | 263,7 | 15:50'18.949 |

28° 50 K. NAGAO (1'49.324)

| Lap | Seg.1 | Seg.2 | Seg.3 | Seg.4 | Lap Time | km/h | Local Time |
|-----|---------------|---------------|---------------|---------------|-----------------|--------------|--------------|
| 1 | | 34.585 | 22.861 | 20.604 | | | 15:02'18.059 |
| 2 | 41.320 | 34.722 | 23.107 | 29.931 | 2'09.080P | 268,2 | 15:04'27.139 |
| 3 | 1'49.612 | 33.661 | 22.309 | 20.515 | 3'06.097P | | 15:07'33.236 |
| 4 | 35.488 | 33.139 | 22.112 | 20.621 | 1'51.360 | 268,2 | 15:09'24.596 |
| 5 | 35.927 | 32.973 | 21.822 | 20.804 | 1'51.526 | 267,6 | 15:11'16.122 |
| 6 | 35.315 | 33.412 | 21.938 | 20.472 | 1'51.137 | 266,2 | 15:13'07.259 |
| 7 | 36.368 | 33.060 | 21.851 | 20.502 | 1'51.781 | 265,6 | 15:14'59.040 |
| 8 | 35.353 | 33.250 | 21.709 | 20.556 | 1'50.868 | 265,6 | 15:16'49.908 |
| 9 | 35.055 | 32.764 | 21.627 | 20.478 | 1'49.924 | 266,2 | 15:18'39.832 |
| 10 | 34.963 | 32.770 | 21.606 | 20.335 | 1'49.674 | 265,6 | 15:20'29.506 |
| 11 | 38.965 | 32.950 | 21.587 | 20.968 | 1'54.470 | 266,9 | 15:22'23.976 |
| 12 | 39.205 | 46.949 | 23.243 | 29.143 | 2'18.540P | 263,0 | 15:24'42.516 |
| 13 | 14'21.170 | 33.626 | 21.573 | 20.510 | 15'36.879P | | 15:40'19.395 |
| 14 | 34.916 | 32.546 | 21.554 | 20.308 | 1'49.324 | 264,9 | 15:42'08.719 |
| 15 | 34.569 | 35.173 | 21.587 | 20.279 | 1'51.608 | 265,6 | 15:44'00.327 |
| 16 | 36.128 | 32.885 | 21.672 | 20.309 | 1'50.994 | 266,9 | 15:45'51.321 |
| 17 | 34.823 | 32.787 | 21.692 | 20.303 | 1'49.605 | 266,9 | 15:47'40.926 |
| 18 | 34.979 | 33.974 | 22.344 | 32.553 | 2'03.850P | 266,9 | 15:49'44.776 |

29° 12 A. MURLEY (1'52.518)

| Lap | Seg.1 | Seg.2 | Seg.3 | Seg.4 | Lap Time | km/h | Local Time |
|-----|-------|-------|-------|-------|----------|------|------------|
|-----|-------|-------|-------|-------|----------|------|------------|

14/09/2018 P = Pits In/Out - C = Lap Time Cancelled

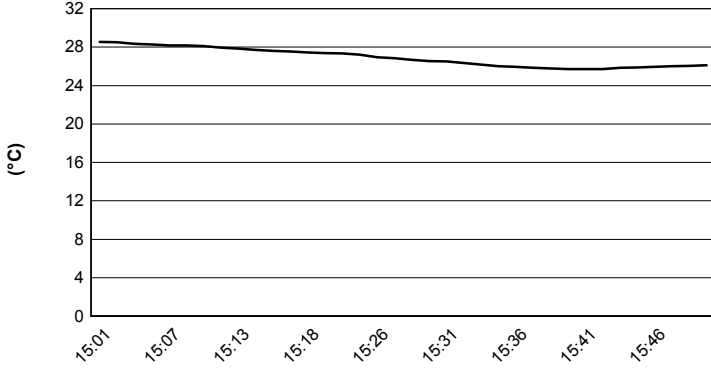
These data/results cannot be reproduced, stored and/or transmitted in whole or in part by any manner of electronic, mechanical, photocopying, recording, broadcasting or otherwise now known or herein after developed without the previous express consent by the copyright owner, except for reproduction in daily press and regular printed publications on sale to the public within 60 days of the event related to those data/results and always provided that copyright symbol appears together as follows below.

© DORNA WSBK ORGANIZATION Srl 2018

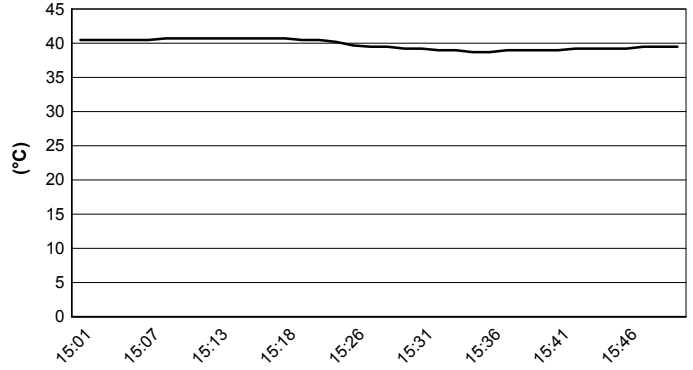


NOLAN Portuguese Round, 14 - 16 September 2018
World Supersport - Weather Report Free Practice 2nd Session
 Session started 15:00 - Session ended 15:53

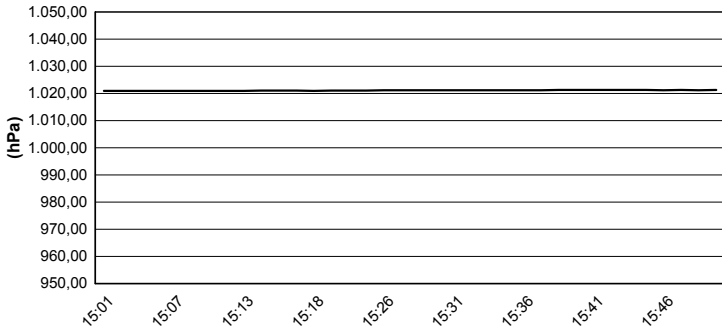
Air Temperature



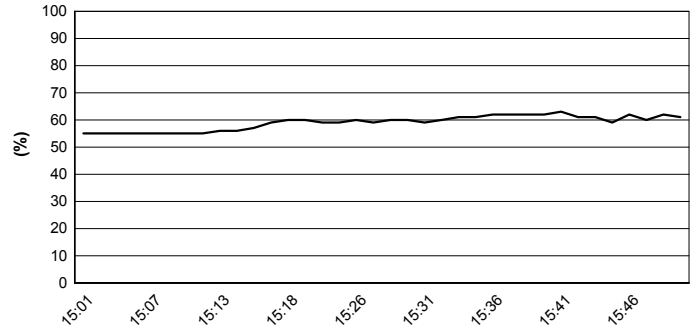
Track Temperature



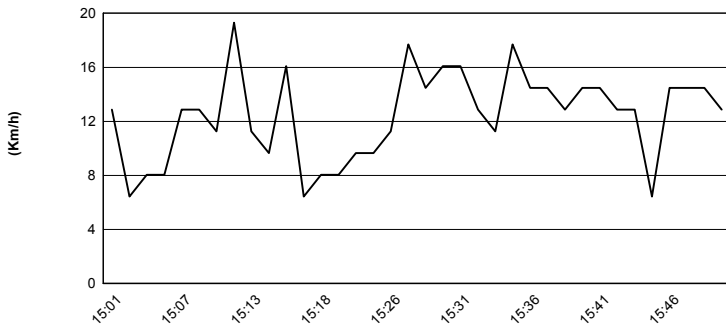
Air Pressure



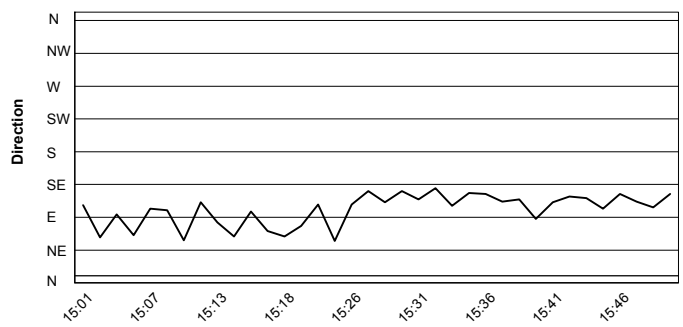
Humidity



Wind Speed



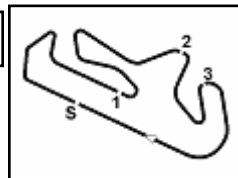
Wind Direction



14/09/2018

These data/results cannot be reproduced, stored and/or transmitted in whole or in part by any manner of electronic, mechanical, photocopying, recording, broadcasting or otherwise now known or herein after developed without the previous express consent by the copyright owner, except for reproduction in daily press and regular printed publications on sale to the public within 60 days of the event related to those data/results and always provided that copyright symbol appears together as follows below.

© DORNA WSBK ORGANIZATION Srl 2018



NOLAN Portuguese Round, 14 - 16 September 2018

World Supersport - Superpoles Entry List

Superpole 1

| FPs Pos | No. Rider | Nat | Team | Bike | Time |
|------------|-----------------------------|-----|--|---------------------|-----------------|
| 11 | 78 H. OKUBO | JPN | Kawasaki Puccetti Racing | Kawasaki ZX-6R | 1'46.316 |
| 12 | 36 T. GRADINGER | AUT | NRT | Yamaha YZF R6 | 1'46.343 |
| 13 | 39 B. QUERO MARTINEZ | ESP | EMPERADOR Racing Team | Yamaha YZF R6 | 1'46.505 |
| 14 | 3 R. DE ROSA | ITA | MV Agusta Reparto Corse by Vamag | MV Agusta F3 675 | 1'46.621 |
| 15 | 56 P. SEBESTYEN | HUN | CIA Landlord Insurance Honda | Honda CBR600RR | 1'46.990 |
| 16 | 75 I. LOPES | POR | ENI_Motor 7_Pequeno Motos | Yamaha YZF R6 | 1'47.268 |
| 17 | 77 W.TESSELS | NED | Chromeburner Wayne's Racingteam MtM | Kawasaki ZX-6R | 1'47.269 |
| 18 | 49 S. HORNSEY | GBR | Profile Racing | Triumph Daytona 675 | 1'47.406 |
| 19 | 47 R. HARTOG | NED | Team Hartog - Against Cancer | Kawasaki ZX-6R | 1'47.417 |
| 20 | 70 M. PONS | ESP | H43 Team NOBBY DENSON | Kawasaki ZX-6R | 1'47.474 |
| 21 | 84 L. CRESSON | BEL | Kallio Racing | Yamaha YZF R6 | 1'47.477 |
| 22 | 74 J. VAN SIKKELERUS | NED | GEMAR Team Lorini | Honda CBR600RR | 1'47.568 |
| 23 | 98 H. BARBERA | ESP | Kawasaki Puccetti Racing | Kawasaki ZX-6R | 1'47.741 |
| 24 | 10 N. CALERO | ESP | Orelac Racing VerdNatura | Kawasaki ZX-6R | 1'48.270 |
| 25 | 15 A. COPPOLA | ITA | GRT Yamaha Official WorldSSP Junior Team | Yamaha YZF R6 | 1'48.392 |
| 26 | 88 C. STANGE | GER | Team GoEleven Kawasaki | Kawasaki ZX-6R | 1'48.628 |
| 27 | 34 J. ITURRIOZ | ARG | Team GoEleven Kawasaki | Kawasaki ZX-6R | 1'49.171 |
| 28 | 50 K. NAGAO | JPN | Kawasaki Puccetti Racing | Kawasaki ZX-6R | 1'49.324 |
| 29 | 12 A. MURLEY | GBR | GEMAR Team Lorini | Honda CBR600RR | 1'49.802 |

Superpole 2

| FPs Pos | No. Rider | Nat | Team | Bike | Time |
|------------|---------------------------|-----|-----------------------------------|------------------|-----------------|
| 1 | 16 J. CLUZEL | FRA | NRT | Yamaha YZF R6 | 1'45.054 |
| 2 | 144 L. MAHIAS | FRA | GRT Yamaha Official WorldSSP Team | Yamaha YZF R6 | 1'45.158 |
| 3 | 11 S. CORTESE | GER | Kallio Racing | Yamaha YZF R6 | 1'45.174 |
| 4 | 64 F. CARICASULO | ITA | GRT Yamaha Official WorldSSP Team | Yamaha YZF R6 | 1'45.325 |
| 5 | 21 R. KRUMMENACHER | SUI | BARDAHL Evan Bros. WorldSSP Team | Yamaha YZF R6 | 1'45.791 |
| 6 | 81 L. STAPLEFORD | GBR | Profile Racing | Yamaha YZF R6 | 1'45.822 |
| 7 | 111 K. SMITH | GBR | CIA Landlord Insurance Honda | Honda CBR600RR | 1'45.825 |
| 8 | 38 H. SOOMER | EST | Racedays | Honda CBR600RR | 1'45.969 |
| 9 | 86 A. BADOVINI | ITA | MV Agusta Reparto Corse by Vamag | MV Agusta F3 675 | 1'46.059 |
| 10 | 6 C. PEROLARI | FRA | GMT94 Yamaha | Yamaha YZF R6 | 1'46.099 |
| * | | | | | |
| * | | | | | |

* These positions are assigned to the 1st and 2nd rider classified in Superpole 1

14/09/2018 1!

These data/results cannot be reproduced, stored and/or transmitted in whole or in part by any manner of electronic, mechanical, photocopying, recording, broadcasting or otherwise now known or herein after developed without the previous express consent by the copyright owner, except for reproduction in daily press and regular printed publications on sale to the public within 60 days of the event related to those data/results and always provided that copyright symbol appears together as follows below.

© DORNA WSBK ORGANIZATION Srl 2018

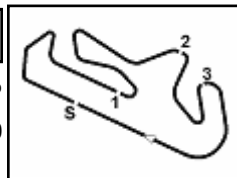
FIKR PERUGIA TIMING



Official Tyre Supplier



Official Timekeeper



NOLAN Portuguese Round, 14 - 16 September 2018

World Supersport - Best Laps & Speeds

| No. | Rider Bike | Nat | Best Lap | | FP1 | | FP2 | | | | | | | |
|-----|--|-----|-----------------------------|-----|------------------------------------|-----|------------------------------------|-----|--|--|--|--|--|--|
| | | | LL | SPD | LL | SPD | LL | SPD | | | | | | |
| 1 | 16 J. CLUZEL Yamaha YZF R6 | FRA | 1'45.054 34 280,7 | | 1'46.017 17 278,5 | | 1'45.054 17 280,7 | | | | | | | |
| 2 | 144 L. MAHIAS Yamaha YZF R6 | FRA | 1'45.158 35 275,7 | | 1'45.502 15 270,2 | | 1'45.158 20 275,7 | | | | | | | |
| 3 | 11 S. CORTESE Yamaha YZF R6 | GER | 1'45.174 32 281,4 | | 1'45.981 18 273,6 | | 1'45.174 14 281,4 | | | | | | | |
| 4 | 64 F. CARICASULO Yamaha YZF R6 | ITA | 1'45.325 41 285,1 | | 1'45.325 19 273,6 | | 1'45.557 22 285,1 | | | | | | | |
| 5 | 21 R. KRUMMENACHER Yamaha YZF R6 | SUI | 1'45.791 32 277,8 | | 1'45.791 16 271,5 | | 1'46.067 16 277,8 | | | | | | | |
| 6 | 81 L. STAPLEFORD Yamaha YZF R6 | GBR | 1'45.822 37 276,4 | | 1'46.591 16 268,2 | | 1'45.822 21 276,4 | | | | | | | |
| 7 | 111 K. SMITH Honda CBR600RR | GBR | 1'45.825 27 272,9 | | 1'46.170 12 270,2 | | 1'45.825 15 272,9 | | | | | | | |
| 8 | 38 H. SOOMER Honda CBR600RR | EST | 1'45.969 38 275,7 | | 1'46.423 18 272,9 | | 1'45.969 20 275,7 | | | | | | | |
| 9 | 86 A. BADOVINI MV Agusta F3 675 | ITA | 1'46.059 36 268,8 | | 1'46.213 18 267,5 | | 1'46.059 18 268,8 | | | | | | | |
| 10 | 6 C. PEROLARI Yamaha YZF R6 | FRA | 1'46.099 33 273,6 | | 1'47.018 16 270,9 | | 1'46.099 17 273,6 | | | | | | | |
| 11 | 78 H. OKUBO Kawasaki ZX-6R | JPN | 1'46.316 32 278,5 | | 1'47.196 16 272,2 | | 1'46.316 16 278,5 | | | | | | | |
| 12 | 36 T. GRADINGER Yamaha YZF R6 | AUT | 1'46.343 28 281,4 | | 1'47.696 12 277,1 | | 1'46.343 16 281,4 | | | | | | | |
| 13 | 39 B. QUERO MARTINEZ Yamaha YZF R6 | ESP | 1'46.505 22 277,8 | | 1'48.737 5 268,2 | | 1'46.505 17 277,8 | | | | | | | |
| 14 | 3 R. DE ROSA MV Agusta F3 675 | ITA | 1'46.621 27 266,9 | | 1'46.621 16 260,4 | | 1'46.683 11 266,9 | | | | | | | |
| 15 | 56 P. SEBESTYEN Honda CBR600RR | HUN | 1'46.990 34 275,7 | | 1'47.402 15 270,9 | | 1'46.990 19 275,7 | | | | | | | |
| 16 | 75 I. LOPES Yamaha YZF R6 | POR | 1'47.268 35 268,8 | | 1'48.114 17 264,9 | | 1'47.268 18 268,8 | | | | | | | |
| 17 | 77 W. TESSELS Kawasaki ZX-6R | NED | 1'47.269 39 275,0 | | 1'47.775 18 272,2 | | 1'47.269 21 275,0 | | | | | | | |
| 18 | 49 S. HORNSEY Triumph Daytona 675 | GBR | 1'47.406 26 265,5 | | 1'47.729 14 261,7 | | 1'47.406 12 265,5 | | | | | | | |
| 19 | 47 R. HARTOG Kawasaki ZX-6R | NED | 1'47.417 35 272,2 | | 1'47.752 16 266,9 | | 1'47.417 19 272,2 | | | | | | | |
| 20 | 70 M. PONS Kawasaki ZX-6R | ESP | 1'47.474 41 270,2 | | 1'48.406 21 266,2 | | 1'47.474 20 270,2 | | | | | | | |
| 21 | 84 L. CRESSON Yamaha YZF R6 | BEL | 1'47.477 22 282,1 | | 1'48.044 19 278,5 | | 1'47.477 3 282,1 | | | | | | | |
| 22 | 74 J. VAN SIKKELERUS Honda CBR600RR | NED | 1'47.568 35 265,5 | | 1'48.767 17 261,1 | | 1'47.568 18 265,5 | | | | | | | |
| 23 | 98 H. BARBERA Kawasaki ZX-6R | ESP | 1'47.741 23 273,6 | | 1'47.741 19 273,6 | | 1'48.616 4 270,2 | | | | | | | |
| 24 | 10 N. CALERO Kawasaki ZX-6R | ESP | 1'48.270 33 272,2 | | 1'48.270 15 266,2 | | 1'48.305 18 272,2 | | | | | | | |
| 25 | 15 A. COPPOLA Yamaha YZF R6 | ITA | 1'48.392 28 266,9 | | 1'48.392 20 266,9 | | 1'49.116 8 264,2 | | | | | | | |

14/09/2018

These data/results cannot be reproduced, stored and/or transmitted in whole or in part by any manner of electronic, mechanical, photocopying, recording, broadcasting or otherwise now known or herein after developed without the previous express consent by the copyright owner, except for reproduction in daily press and regular printed publications on sale to the public within 60 days of the event related to those data/results and always provided that copyright symbol appears together as follows below.

© DORNA WSBK ORGANIZATION Srl 2018

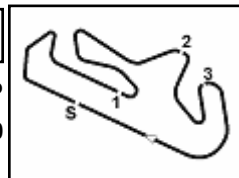
FICR PERUGIA TIMING



Official Tyre Supplier



Official Timekeeper



Portimao 4.592 m

NOLAN Portuguese Round, 14 - 16 September 2018

World Supersport - Best Laps & Speeds

2 / 2

| No. | Rider Bike | Nat | Best Lap | | FP1 | | FP2 | | | | | | |
|-----|---|-----|-----------------------------|-----|------------------------------------|-----|------------------------------------|-----|--|--|--|--|--|
| | | | LL | SPD | LL | SPD | LL | SPD | | | | | |
| 26 | 88 C. STANGE Kawasaki ZX-6R | GER | 1'48.628 45 268,2 | | 1'49.498 21 264,2 | | 1'48.628 24 268,2 | | | | | | |
| 27 | 34 J. ITURRIOZ Kawasaki ZX-6R | ARG | 1'49.171 37 266,2 | | 1'50.405 18 258,0 | | 1'49.171 19 266,2 | | | | | | |
| 28 | 50 K. NAGAO Kawasaki ZX-6R | JPN | 1'49.324 36 268,2 | | 1'50.240 19 264,2 | | 1'49.324 17 268,2 | | | | | | |
| 29 | 12 A. MURLEY Honda CBR600RR | GBR | 1'49.802 35 263,6 | | 1'49.802 17 263,6 | | 1'52.518 18 256,7 | | | | | | |

14/09/2018

These data/results cannot be reproduced, stored and/or transmitted in whole or in part by any manner of electronic, mechanical, photocopying, recording, broadcasting or otherwise now known or herein after developed without the previous express consent by the copyright owner, except for reproduction in daily press and regular printed publications on sale to the public within 60 days of the event related to those data/results and always provided that copyright symbol appears together as follows below.

© DORNA WSBK ORGANIZATION Srl 2018

FKR PERUGIA TIMING



Official Tyre Supplier



Official Timekeeper