

NOLAN Portuguese Round, 14 - 16 September 2018

World Supersport - Results Free Practice 3rd Session

Portimao 4.592 m

1 / 2

No.	Rider	Nat	Team	Bike	Class	Time	Gap	Rel.	Laps	Speed	
										Avg	Max
1	144 L. MAHIAS	FRA	GRT Yamaha Official WorldSSP Team	Yamaha YZF R6		1'44.739			10	157,832	273,6
2	64 F. CARICASULO	ITA	GRT Yamaha Official WorldSSP Team	Yamaha YZF R6		1'44.762	0.023	0.023	8	157,798	275,0
3	16 J. CLUZEL	FRA	NRT	Yamaha YZF R6		1'45.036	0.297	0.274	10	157,386	279,3
4	21 R. KRUMMENACHER	SUI	BARDAHL Evan Bros. WorldSSP Team	Yamaha YZF R6		1'45.278	0.539	0.242	11	157,024	275,0
5	11 S. CORTESE	GER	Kallio Racing	Yamaha YZF R6		1'45.574	0.835	0.296	10	156,584	277,8
6	3 R. DE ROSA	ITA	MV Agusta Reparto Corse by Vamag	MV Agusta F3 675		1'45.598	0.859	0.024	10	156,548	275,0
7	111 K. SMITH	GBR	CIA Landlord Insurance Honda	Honda CBR600RR		1'46.106	1.367	0.508	9	155,799	274,3
8	38 H. SOOMER	EST	Racedays	Honda CBR600RR		1'46.287	1.548	0.181	10	155,534	270,2
9	81 L. STAPLEFORD	GBR	Profile Racing	Yamaha YZF R6		1'46.362	1.623	0.075	10	155,424	275,0
10	86 A. BADOVINI	ITA	MV Agusta Reparto Corse by Vamag	MV Agusta F3 675		1'46.711	1.972	0.349	8	154,916	268,9
11	6 C. PEROLARI	FRA	GMT94 Yamaha	Yamaha YZF R6		1'46.743	2.004	0.032	10	154,869	270,9
12	98 H. BARBERA	ESP	Kawasaki Puccetti Racing	Kawasaki ZX-6R		1'46.749	2.010	0.006	10	154,860	274,3
13	56 P. SEBESTYEN	HUN	CIA Landlord Insurance Honda	Honda CBR600RR		1'46.789	2.050	0.040	10	154,802	273,6
14	78 H. OKUBO	JPN	Kawasaki Puccetti Racing	Kawasaki ZX-6R		1'46.806	2.067	0.017	8	154,778	271,6
15	77 W. TESSELS	NED	Chromeburner Wayne's Racingteam MitM	Kawasaki ZX-6R	ESS	1'46.910	2.171	0.104	10	154,627	270,2
16	39 B. QUERO MARTINEZ	ESP	EMPERADOR Racing Team	Yamaha YZF R6		1'47.076	2.337	0.166	6	154,388	276,4
17	36 T. GRADINGER	AUT	NRT	Yamaha YZF R6		1'47.187	2.448	0.111	9	154,228	277,1
18	70 M. PONS	ESP	H43 Team NOBBY DENSO	Kawasaki ZX-6R		1'47.548	2.809	0.361	10	153,710	271,6
19	47 R. HARTOG	NED	Team Hartog - Against Cancer	Kawasaki ZX-6R	ESS	1'47.714	2.975	0.166	10	153,473	270,9
20	74 J. VAN SIKKELERUS	NED	GEMAR Team Lorini	Honda CBR600RR		1'48.015	3.276	0.301	9	153,045	259,2
21	15 A. COPPOLA	ITA	GRT Yamaha Official WorldSSP Junior Team	Yamaha YZF R6	ESS	1'48.027	3.288	0.012	10	153,028	265,6
22	88 C. STANGE	GER	Team GoEleven Kawasaki	Kawasaki ZX-6R		1'48.057	3.318	0.030	10	152,986	271,6
23	10 N. CALERO	ESP	Orelac Racing VerdNatura	Kawasaki ZX-6R		1'48.381	3.642	0.324	9	152,529	267,6
24	75 I. LOPES	POR	ENI_Motor 7_Pequeno Motos	Yamaha YZF R6		1'48.427	3.688	0.046	9	152,464	261,7
25	34 J. ITURRIOZ	ARG	Team GoEleven Kawasaki	Kawasaki ZX-6R		1'48.780	4.041	0.353	10	151,969	264,9
26	50 K. NAGAO	JPN	Kawasaki Puccetti Racing	Kawasaki ZX-6R		1'49.027	4.288	0.247	10	151,625	266,2
27	49 S. HORNSEY	GBR	Profile Racing	Triumph Daytona 675		1'49.168	4.429	0.141	7	151,429	258,6
28	12 A. MURLEY	GBR	GEMAR Team Lorini	Honda CBR600RR		1'51.139	6.400	1.971	10	148,743	259,9

Qualifying Lap Time (107% of 1'44.739): 1'52.072

N.84 (Cresson L.) has been declared unfit after FP2

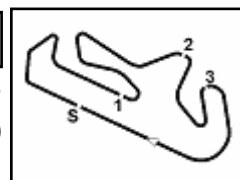
AIR	Humidity:	68%	Temp:	22°C
TRACK	Condition:	Dry	Temp:	26°C

Records	Pole (QP)	2015 J.Cluzel	1'44.554	158,110	Km/h
	Race (RC)	2010 M.Pirro	1'45.180	157,170	Km/h
	Circuit (QP)	2015 J.Cluzel	1'44.554	158,110	Km/h

Start 15/09/2018 09:15 End 09:37 The results are provisional until the end of the time limit for protests and appeals and the completion of the technical checks.

These data/results cannot be reproduced, stored and/or transmitted in whole or in part by any manner of electronic, mechanical, photocopying, recording, broadcasting or otherwise now known or herein after developed without the previous express consent by the copyright owner, except for reproduction in daily press and regular printed publications on sale to the public within 60 days of the event related to those data/results and always provided that copyright symbol appears together as follows below.

© DORNA WSBK ORGANIZATION Srl 2018



NOLAN Portuguese Round, 14 - 16 September 2018

World Supersport - Results Free Practice 3rd Session

Session Highlights

Local Time	No. Rider	Description
09.15.00		Start
09.15.16		WorldSSP Pit Intervention Time: 1min 14secs
09.17.57	75 I. LOPES	On the Gravel - Re-Joined - Turn 1
09.19.44	10 N. CALERO	On the Gravel - Re-Joined - Turn 3
09.26.55	39 B. QUERO MARTINEZ	Current Lap Cancelled - Exceeded Track Limits - Turn 4
09.29.25	12 A. MURLEY	On the Gravel - Re-Joined - Turn 1
09.29.33	39 B. QUERO MARTINEZ	Crashed - Turn 13
09.32.36	21 R. KRUMMENACHER	On the Gravel - Re-Joined - Turn 5
09.33.07	50 K. NAGAO	On the Gravel - Re-Joined - Turn 5
09.35.39	81 L. STAPLEFORD	Crashed - Turn 3
09.37.01		End Of Session

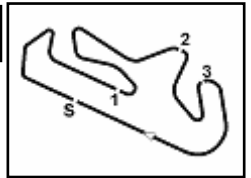
Fastest Laps Sequence

No.	Rider	Nat	Team	Bike	Local Time	Time	Gap	Avg
21	R. KRUMMENACHER	SUI	BARDAHL Evan Bros. WorldSSP Team	Yamaha YZF R6	09:18'40.398	1'46.715		154,910
64	F. CARICASULO	ITA	GRT Yamaha Official WorldSSP Team	Yamaha YZF R6	09:18'46.734	1'46.644	-0.071	155,013
3	R. DE ROSA	ITA	MV Agusta Reparto Corse by Vomag	MV Agusta F3 675	09:19'40.482	1'46.519	-0.125	155,195
16	J. CLUZEL	FRA	NRT	Yamaha YZF R6	09:19'54.438	1'45.925	-0.594	156,065
144	L. MAHIAS	FRA	GRT Yamaha Official WorldSSP Team	Yamaha YZF R6	09:20'09.788	1'45.411	-0.514	156,826
64	F. CARICASULO	ITA	GRT Yamaha Official WorldSSP Team	Yamaha YZF R6	09:20'32.138	1'45.404	-0.007	156,837
16	J. CLUZEL	FRA	NRT	Yamaha YZF R6	09:21'39.808	1'45.370	-0.034	156,887
144	L. MAHIAS	FRA	GRT Yamaha Official WorldSSP Team	Yamaha YZF R6	09:21'55.052	1'45.264	-0.106	157,045
16	J. CLUZEL	FRA	NRT	Yamaha YZF R6	09:23'24.953	1'45.145	-0.119	157,223
16	J. CLUZEL	FRA	NRT	Yamaha YZF R6	09:27'01.571	1'45.036	-0.109	157,386
64	F. CARICASULO	ITA	GRT Yamaha Official WorldSSP Team	Yamaha YZF R6	09:28'58.402	1'44.762	-0.274	157,798
144	L. MAHIAS	FRA	GRT Yamaha Official WorldSSP Team	Yamaha YZF R6	09:36'29.570	1'44.739	-0.023	157,832

Start 15/09/2018 09:15 End 09:37 The results are provisional until the end of the time limit for protests and appeals and the completion of the technical checks.

These data/results cannot be reproduced, stored and/or transmitted in whole or in part by any manner of electronic, mechanical, photocopying, recording, broadcasting or otherwise now known or herein after developed without the previous express consent by the copyright owner, except for reproduction in daily press and regular printed publications on sale to the public within 60 days of the event related to those data/results and always provided that copyright symbol appears together as follows below.

© DORNA WSBK ORGANIZATION Srl 2018



NOLAN Portuguese Round, 14 - 16 September 2018

World Supersport - Best Sectors & Speed Free Practice 3rd Session

Portimao 4.592 m

BEST LAP		
1	144 L. MAHIAS	Yamaha YZF R6 1'44.739
2	64 F. CARICASULO	Yamaha YZF R6 1'44.762
3	16 J. CLUZEL	Yamaha YZF R6 1'45.036
4	21 R. KRUMMENACHER	Yamaha YZF R6 1'45.278
5	11 S. CORTESE	Yamaha YZF R6 1'45.574
6	3 R. DE ROSA	MV Agusta F3 675 1'45.598
7	111 K. SMITH	Honda CBR600RR 1'46.106
8	38 H. SOOMER	Honda CBR600RR 1'46.287
9	81 L. STAPLEFORD	Yamaha YZF R6 1'46.362
10	86 A. BADOVINI	MV Agusta F3 675 1'46.711
11	6 C. PEROLARI	Yamaha YZF R6 1'46.743
12	98 H. BARBERA	Kawasaki ZX-6R 1'46.749
13	56 P. SEBESTYEN	Honda CBR600RR 1'46.789
14	78 H. OKUBO	Kawasaki ZX-6R 1'46.806
15	77 W. TESSELS	Kawasaki ZX-6R 1'46.910
16	39 B. QUERO MARTINEZ	Yamaha YZF R6 1'47.076
17	36 T. GRADINGER	Yamaha YZF R6 1'47.187
18	70 M. PONS	Kawasaki ZX-6R 1'47.548
19	47 R. HARTOG	Kawasaki ZX-6R 1'47.714
20	74 J. VAN SIKKELERUS	Honda CBR600RR 1'48.015
21	15 A. COPPOLA	Yamaha YZF R6 1'48.027
22	88 C. STANGE	Kawasaki ZX-6R 1'48.057
23	10 N. CALERO	Kawasaki ZX-6R 1'48.381
24	75 I. LOPES	Yamaha YZF R6 1'48.427
25	34 J. ITURRIOZ	Kawasaki ZX-6R 1'48.780
26	50 K. NAGAO	Kawasaki ZX-6R 1'49.027
27	49 S. HORNSEY	Triumph Daytona 675 1'49.168
28	12 A. MURLEY	Honda CBR600RR 1'51.139

SPEED		
1	16 J. CLUZEL	Yamaha YZF R6 279.3
2	11 S. CORTESE	Yamaha YZF R6 277.8
3	36 T. GRADINGER	Yamaha YZF R6 277.1
4	39 B. QUERO MARTINEZ	Yamaha YZF R6 276.4
5	64 F. CARICASULO	Yamaha YZF R6 275.0
6	81 L. STAPLEFORD	Yamaha YZF R6 275.0
7	3 R. DE ROSA	MV Agusta F3 675 275.0
8	21 R. KRUMMENACHER	Yamaha YZF R6 275.0
9	111 K. SMITH	Honda CBR600RR 274.3
10	98 H. BARBERA	Kawasaki ZX-6R 274.3
11	56 P. SEBESTYEN	Honda CBR600RR 273.6
12	144 L. MAHIAS	Yamaha YZF R6 273.6
13	78 H. OKUBO	Kawasaki ZX-6R 271.6
14	88 C. STANGE	Kawasaki ZX-6R 271.6
15	70 M. PONS	Kawasaki ZX-6R 271.6
16	6 C. PEROLARI	Yamaha YZF R6 270.9
17	47 R. HARTOG	Kawasaki ZX-6R 270.9
18	38 H. SOOMER	Honda CBR600RR 270.2
19	77 W. TESSELS	Kawasaki ZX-6R 270.2
20	86 A. BADOVINI	MV Agusta F3 675 268.9
21	10 N. CALERO	Kawasaki ZX-6R 267.6
22	50 K. NAGAO	Kawasaki ZX-6R 266.2
23	15 A. COPPOLA	Yamaha YZF R6 265.6
24	34 J. ITURRIOZ	Kawasaki ZX-6R 264.9
25	75 I. LOPES	Yamaha YZF R6 261.7
26	12 A. MURLEY	Honda CBR600RR 259.9
27	74 J. VAN SIKKELERUS	Honda CBR600RR 259.2
28	49 S. HORNSEY	Triumph Daytona 675 258.6

SEG. 1		
1	64 F. CARICASULO	33.359
2	144 L. MAHIAS	33.379
3	16 J. CLUZEL	33.457
4	21 R. KRUMMENACHER	33.537
5	11 S. CORTESE	33.630
6	3 R. DE ROSA	33.751
7	38 H. SOOMER	33.834
8	81 L. STAPLEFORD	33.887
9	36 T. GRADINGER	33.939
10	111 K. SMITH	33.962
11	6 C. PEROLARI	34.065
12	78 H. OKUBO	34.090
13	86 A. BADOVINI	34.109
14	98 H. BARBERA	34.136
15	39 B. QUERO MARTINEZ	34.147
16	56 P. SEBESTYEN	34.158
17	47 R. HARTOG	34.219
18	77 W. TESSELS	34.282
19	70 M. PONS	34.339
20	15 A. COPPOLA	34.619
21	88 C. STANGE	34.641
22	74 J. VAN SIKKELERUS	34.692
23	34 J. ITURRIOZ	34.780
24	50 K. NAGAO	34.787
25	75 I. LOPES	34.789
26	10 N. CALERO	34.828
27	49 S. HORNSEY	35.140
28	12 A. MURLEY	35.464

SEG. 2		
1	64 F. CARICASULO	31.059
2	144 L. MAHIAS	31.110
3	16 J. CLUZEL	31.142
4	21 R. KRUMMENACHER	31.202
5	11 S. CORTESE	31.277
6	3 R. DE ROSA	31.355
7	111 K. SMITH	31.415
8	38 H. SOOMER	31.487
9	86 A. BADOVINI	31.495
10	98 H. BARBERA	31.509
11	6 C. PEROLARI	31.544
12	39 B. QUERO MARTINEZ	31.601
13	56 P. SEBESTYEN	31.627
14	81 L. STAPLEFORD	31.644
15	78 H. OKUBO	31.757
16	77 W. TESSELS	31.844
17	70 M. PONS	31.871
18	74 J. VAN SIKKELERUS	31.936
19	36 T. GRADINGER	31.938
20	88 C. STANGE	31.956
21	15 A. COPPOLA	32.107
22	47 R. HARTOG	32.134
23	75 I. LOPES	32.190
24	34 J. ITURRIOZ	32.221
25	10 N. CALERO	32.255
26	49 S. HORNSEY	32.255
27	50 K. NAGAO	32.599
28	12 A. MURLEY	32.966

SEG. 3		
1	144 L. MAHIAS	20.357
2	64 F. CARICASULO	20.469
3	16 J. CLUZEL	20.563
4	3 R. DE ROSA	20.633
5	11 S. CORTESE	20.678
6	38 H. SOOMER	20.767
7	21 R. KRUMMENACHER	20.786
8	111 K. SMITH	20.788
9	86 A. BADOVINI	20.831
10	78 H. OKUBO	20.875
11	6 C. PEROLARI	20.887
12	75 I. LOPES	20.917
13	77 W. TESSELS	20.976
14	47 R. HARTOG	20.985
15	56 P. SEBESTYEN	20.993
16	81 L. STAPLEFORD	21.016
17	98 H. BARBERA	21.035
18	39 B. QUERO MARTINEZ	21.078
19	74 J. VAN SIKKELERUS	21.083
20	10 N. CALERO	21.159
21	36 T. GRADINGER	21.197
22	70 M. PONS	21.248
23	88 C. STANGE	21.335
24	34 J. ITURRIOZ	21.336
25	15 A. COPPOLA	21.348
26	49 S. HORNSEY	21.398
27	50 K. NAGAO	21.473
28	12 A. MURLEY	21.893

SEG. 4		
1	81 L. STAPLEFORD	19.562
2	21 R. KRUMMENACHER	19.642
3	111 K. SMITH	19.655
4	16 J. CLUZEL	19.665
5	144 L. MAHIAS	19.685
6	36 T. GRADINGER	19.689
7	11 S. CORTESE	19.695
8	70 M. PONS	19.736
9	6 C. PEROLARI	19.761
10	64 F. CARICASULO	19.762
11	77 W. TESSELS	19.783
12	3 R. DE ROSA	19.785
13	38 H. SOOMER	19.828
14	98 H. BARBERA	19.846
15	88 C. STANGE	19.852
16	56 P. SEBESTYEN	19.858
17	15 A. COPPOLA	19.885
18	39 B. QUERO MARTINEZ	19.901
19	78 H. OKUBO	20.020
20	10 N. CALERO	20.043
21	49 S. HORNSEY	20.048
22	86 A. BADOVINI	20.065
23	34 J. ITURRIOZ	20.074
24	74 J. VAN SIKKELERUS	20.114
25	50 K. NAGAO	20.116
26	47 R. HARTOG	20.170
27	75 I. LOPES	20.224
28	12 A. MURLEY	20.659

15/09/2018

These data/results cannot be reproduced, stored and/or transmitted in whole or in part by any manner of electronic, mechanical, photocopying, recording, broadcasting or otherwise now known or herein after developed without the previous express consent by the copyright owner, except for reproduction in daily press and regular printed publications on sale to the public within 60 days of the event related to those data/results and always provided that copyright symbol appears together as follows below.

© DORNA WSBK ORGANIZATION Srl 2018

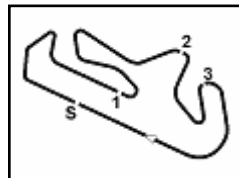
FICR PERUGIA TIMING



Official Tyre Supplier



Official Timekeeper



Portimao 4.592 m

NOLAN Portuguese Round, 14 - 16 September 2018

World Supersport - Ideal Times Free Practice 3rd Session

No.	Rider	Nat	Bike	Seg. 1	Seg. 2	Seg. 3	Seg. 4	Ideal Time		
				Diff. 1	Diff. 2	Diff. 3	Diff. 4	Best Lap	Pos.	Diff.
1	144 L. MAHIAS	FRA	Yamaha YZF R6	33.379	31.110	20.357 0.088	19.685 0.120	1'44.531 1'44.739	1	0.208
2	64 F. CARICASULO	ITA	Yamaha YZF R6	33.359	31.059	20.469 0.086	19.762 0.027	1'44.649 1'44.762	2	0.113
3	16 J. CLUZEL	FRA	Yamaha YZF R6	33.457 0.157	31.142 0.042	20.563	19.665 0.010	1'44.827 1'45.036	3	0.209
4	21 R. KRUMMENACHER	SUI	Yamaha YZF R6	33.537	31.202	20.786 0.060	19.642 0.051	1'45.167 1'45.278	4	0.111
5	11 S. CORTESE	GER	Yamaha YZF R6	33.630 0.063	31.277	20.678 0.151	19.695 0.080	1'45.280 1'45.574	5	0.294
6	3 R. DE ROSA	ITA	MV Agusta F3 675	33.751	31.355	20.633 0.074	19.785	1'45.524 1'45.598	6	0.074
7	111 K. SMITH	GBR	Honda CBR600RR	33.962 0.003	31.415 0.142	20.788	19.655 0.141	1'45.820 1'46.106	7	0.286
8	38 H. SOOMER	EST	Honda CBR600RR	33.834 0.227	31.487 0.032	20.767	19.828 0.112	1'45.916 1'46.287	8	0.371
9	81 L. STAPLEFORD	GBR	Yamaha YZF R6	33.887	31.644 0.253	21.016	19.562	1'46.109 1'46.362	9	0.253
10	6 C. PEROLARI	FRA	Yamaha YZF R6	34.065 0.147	31.544 0.140	20.887	19.761 0.199	1'46.257 1'46.743	11	0.486
11	86 A. BADOVINI	ITA	MV Agusta F3 675	34.109	31.495 0.053	20.831 0.037	20.065 0.121	1'46.500 1'46.711	10	0.211
12	98 H. BARBERA	ESP	Kawasaki ZX-6R	34.136 0.021	31.509 0.194	21.035 0.008	19.846	1'46.526 1'46.749	12	0.223
13	56 P. SEBESTYEN	HUN	Honda CBR600RR	34.158	31.627 0.038	20.993 0.074	19.858 0.041	1'46.636 1'46.789	13	0.153
14	39 B. QUERO MARTINEZ	ESP	Yamaha YZF R6	34.147 0.349	31.601	21.078	19.901	1'46.727 1'47.076	16	0.349
15	78 H. OKUBO	JPN	Kawasaki ZX-6R	34.090 0.064	31.757	20.875	20.020	1'46.742 1'46.806	14	0.064
16	36 T. GRADINGER	AUT	Yamaha YZF R6	33.939 0.254	31.938 0.143	21.197 0.027	19.689	1'46.763 1'47.187	17	0.424
17	77 W. TESSELS	NED	Kawasaki ZX-6R	34.282	31.844	20.976 0.025	19.783	1'46.885 1'46.910	15	0.025
18	70 M. PONS	ESP	Kawasaki ZX-6R	34.339	31.871	21.248 0.116	19.736 0.238	1'47.194 1'47.548	18	0.354
19	47 R. HARTOG	NED	Kawasaki ZX-6R	34.219	32.134	20.985 0.171	20.170 0.035	1'47.508 1'47.714	19	0.206
20	88 C. STANGE	GER	Kawasaki ZX-6R	34.641 0.171	31.956	21.335 0.034	19.852 0.068	1'47.784 1'48.057	22	0.273
21	74 J. VAN SIKKELERUS	NED	Honda CBR600RR	34.692	31.936	21.083 0.183	20.114 0.007	1'47.825 1'48.015	20	0.190
22	15 A. COPPOLA	ITA	Yamaha YZF R6	34.619 0.038	32.107 0.030	21.348	19.885	1'47.959 1'48.027	21	0.068
23	75 I. LOPES	POR	Yamaha YZF R6	34.789 0.017	32.190	20.917 0.164	20.224 0.126	1'48.120 1'48.427	24	0.307
24	10 N. GALERO	ESP	Kawasaki ZX-6R	34.828 0.022	32.255	21.159	20.043 0.074	1'48.285 1'48.381	23	0.096
25	34 J. ITURRIOZ	ARG	Kawasaki ZX-6R	34.780 0.347	32.221	21.336 0.022	20.074	1'48.411 1'48.780	25	0.369
26	49 S. HORNSEY	GBR	Triumph Daytona 675	35.140 0.169	32.255 0.158	21.398	20.048	1'48.841 1'49.168	27	0.327
27	50 K. NAGAO	JPN	Kawasaki ZX-6R	34.787	32.599 0.052	21.473	20.116	1'48.975 1'49.027	26	0.052
28	12 A. MURLEY	GBR	Honda CBR600RR	35.464 0.114	32.966 0.043	21.893	20.659	1'50.982 1'51.139	28	0.157
Overall Ideal Time				33.359	31.059	20.357	19.562	1'44.337		

15/09/2018

These data/results cannot be reproduced, stored and/or transmitted in whole or in part by any manner of electronic, mechanical, photocopying, recording, broadcasting or otherwise now known or herein after developed without the previous express consent by the copyright owner, except for reproduction in daily press and regular printed publications on sale to the public within 60 days of the event related to those data/results and always provided that copyright symbol appears together as follows below.

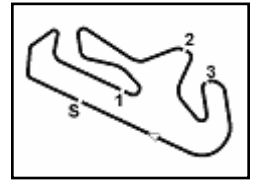
© DORNA WSBK ORGANIZATION Srl 2018

FICR PERUGIA TIMING


Official Tyre Supplier



Official Timekeeper



NOLAN Portuguese Round, 14 - 16 September 2018

World Supersport - Chronological Analysis Free Practice 3rd Session

Portimao 4.592 m

1 / 3

1° 144 L. MAHIAS (1'44.739)							
Lap	Seg.1	Seg.2	Seg.3	Seg.4	Lap Time	km/h	Local Time
1		31.841	23.772	20.025			9:18'24.377
2	33.868	31.210	20.530	19.803	1'45.411	270,2	9:20'09.788
3	33.655	31.330	20.357	19.922	1'45.264	270,9	9:21'55.052
4	33.704	31.230	20.423	19.813	1'45.170	272,3	9:23'40.222
5	33.684	31.303	20.370	19.999	1'45.356	271,6	9:25'25.578
6	33.621	31.173	20.387	19.910	1'45.091	270,9	9:27'10.669
7	33.630	31.271	20.466	19.845	1'45.212	270,9	9:28'55.881
8	45.824	34.227	30.546	19.930	2'10.527	258,6	9:31'06.408
9	33.597	31.193	20.527	19.685	1'45.002	271,6	9:32'51.410
10	33.595	38.466	21.345	20.015	1'53.421	273,6	9:34'44.831
11	33.379	31.110	20.445	19.805	1'44.739	272,9	9:36'29.570

2° 64 F. CARICASULO (1'44.762)							
Lap	Seg.1	Seg.2	Seg.3	Seg.4	Lap Time	km/h	Local Time
1		32.070	24.742	19.986			9:17'00.090
2	34.244	31.354	20.995	20.051	1'46.644	272,9	9:18'46.734
3	33.759	31.414	20.469	19.762	1'45.404	275,0	9:20'32.138
4	33.879	32.207	21.002	28.320	1'55.408P	275,0	9:22'27.546
5	1'48.995	31.460	20.598	19.807	3'00.860P		9:25'28.406
6	33.591	31.281	20.503	19.859	1'45.234	274,3	9:27'13.640
7	33.359	31.059	20.555	19.789	1'44.762	275,0	9:28'58.402
8	33.501	31.202	20.587	20.015	1'45.305	275,0	9:30'43.707
9	33.955	32.464	21.263	31.277	1'58.959P	272,9	9:32'42.666

3° 16 J. CLUZEL (1'45.036)							
Lap	Seg.1	Seg.2	Seg.3	Seg.4	Lap Time	km/h	Local Time
1		34.080	22.168	20.385			9:18'08.513
2	34.010	31.449	20.801	19.665	1'45.925	273,6	9:19'54.438
3	33.820	31.142	20.620	19.788	1'45.370	276,4	9:21'39.808
4	33.538	31.233	20.633	19.741	1'45.145	277,8	9:23'24.953
5	33.681	33.023	23.062	21.816	1'51.582	277,8	9:25'16.535
6	33.614	31.184	20.563	19.675	1'45.036	279,3	9:27'01.571
7	33.457	31.284	20.746	19.764	1'45.251	277,8	9:28'46.822
8	33.660	31.281	20.717	19.758	1'45.416	278,6	9:30'32.238
9	34.177	32.698	21.805	20.587	1'49.267	277,8	9:32'21.505
10	33.586	31.365	20.642	19.779	1'45.372	279,3	9:34'06.877
11	33.563	35.218	21.428	28.291	1'58.500P	278,6	9:36'05.377

4° 21 R. KRUMMENACHER (1'45.278)							
Lap	Seg.1	Seg.2	Seg.3	Seg.4	Lap Time	km/h	Local Time
1		32.872	23.018	21.197			9:16'53.683
2	34.063	31.550	21.280	19.822	1'46.715	266,9	9:18'40.398
3	33.956	31.477	20.857	19.786	1'46.076	267,6	9:20'26.474
4	33.707	31.464	20.934	19.712	1'45.817	268,9	9:22'12.291
5	33.553	31.461	20.976	19.686	1'45.676	268,9	9:23'57.967
6	33.888	31.307	20.786	19.738	1'45.719	269,6	9:25'43.686
7	33.784	31.313	20.787	19.752	1'45.636	269,6	9:27'29.322
8	33.688	31.351	20.823	19.688	1'45.550	269,6	9:29'14.872
9	33.537	31.202	20.846	19.693	1'45.278	269,6	9:31'00.150
10	36.427	36.602	21.384	19.851	1'54.264	270,9	9:32'54.414
11	33.602	31.239	21.022	19.642	1'45.505	269,6	9:34'39.919
12	33.550	31.221	20.862	19.686	1'45.319	275,0	9:36'25.238

5° 11 S. CORTESE (1'45.574)							
Lap	Seg.1	Seg.2	Seg.3	Seg.4	Lap Time	km/h	Local Time
1		33.924	22.025	20.341			9:17'51.732
2	34.230	31.939	20.881	19.966	1'47.016	270,9	9:19'38.748
3	33.973	31.981	20.915	19.897	1'46.766	271,6	9:21'25.514
4	33.788	31.769	20.944	20.001	1'46.502	271,6	9:23'12.016
5	34.894	33.773	22.666	20.502	1'51.835	273,6	9:25'03.851
6	33.940	31.597	20.752	19.695	1'45.984	273,6	9:26'49.835
7	33.647	31.518	20.802	19.725	1'45.692	275,0	9:28'35.527

8	33.630	31.394	20.893	19.757	1'45.674	277,8	9:30'21.201
9	35.427	38.861	21.313	19.713	1'55.314	272,3	9:32'16.515
10	33.675	31.489	20.678	19.783	1'45.625	276,4	9:34'02.140
11	33.693	31.277	20.829	19.775	1'45.574	273,6	9:35'47.714

6° 3 R. DE ROSA (1'45.598)							
Lap	Seg.1	Seg.2	Seg.3	Seg.4	Lap Time	km/h	Local Time
1		35.012	21.966	20.345			9:17'53.963
2	34.228	31.433	20.887	19.971	1'46.519	266,9	9:19'40.482
3	33.947	31.412	20.749	19.928	1'46.036	268,9	9:21'26.518
4	33.840	31.554	20.633	19.931	1'45.958	269,6	9:23'12.476
5	33.855	33.713	21.655	20.468	1'49.691	271,6	9:25'02.167
6	33.921	31.460	20.887	20.027	1'46.295	265,6	9:26'48.462
7	33.905	31.376	20.781	19.975	1'46.037	267,6	9:28'34.499
8	33.848	31.601	20.728	20.119	1'46.296	267,6	9:30'20.795
9	36.788	36.700	23.350	20.415	1'57.253	264,3	9:32'18.048
10	33.751	31.355	20.707	19.785	1'45.598	270,2	9:34'03.646
11	33.861	31.416	20.896	20.090	1'46.263	275,0	9:35'49.909

7° 111 K. SMITH (1'46.106)							
Lap	Seg.1	Seg.2	Seg.3	Seg.4	Lap Time	km/h	Local Time
1		33.143	22.281	20.488			9:17'06.705
2	34.762	31.939	21.068	19.798	1'47.567	267,6	9:18'54.272
3	34.222	31.844	21.118	19.839	1'47.023	268,2	9:20'41.295
4	34.017	31.539	20.978	19.655	1'46.189	274,3	9:22'27.484
5	34.453	31.584	20.846	19.667	1'46.550	272,9	9:24'14.034
6	33.965	31.557	20.788	19.796	1'46.106	269,6	9:26'00.140
7	34.075	31.415	27.317	19.847	1'52.654	266,9	9:27'52.794
8	33.962	32.073	22.664	30.123	1'58.822P	269,6	9:29'51.616
9	2'23.078	32.278	21.365	19.865	3'36.586P		9:33'28.202
10	34.130	32.839	21.366	19.793	1'48.128	268,2	9:35'16.330

8° 38 H. SOOMER (1'46.287)							
Lap	Seg.1	Seg.2	Seg.3	Seg.4	Lap Time	km/h	Local Time
1		32.588	21.005	20.082			9:17'18.030
2	34.620	31.555	21.092	20.480	1'47.747	266,9	9:19'05.777
3	34.061	31.519	20.767	19.940	1'46.287	268,9	9:20'52.064
4	33.960	31.723	20.814	19.965	1'46.462	269,6	9:22'38.526
5	34.429	32.875	21.528	26.269	1'55.101P	270,2	9:24'33.627
6	1'30.389	32.189	20.911	20.000	2'43.489P		9:27'17.116
7	33.930	31.525	20.895	19.993	1'46.343	270,2	9:29'03.459
8	34.169	31.487	20.966	19.888	1'46.510	269,6	9:30'49.969
9	34.172	31.651	20.794	19.936	1'46.553	268,2	9:32'36.522
10	33.987	31.585	20.987	19.828	1'46.387	268,9	9:34'22.909
11	33.834	31.548	21.013	20.090	1'46.485	270,2	9:36'09.394

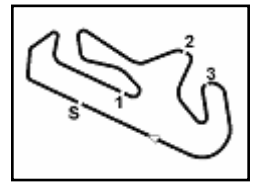
9° 81 L. STAPLEFORD (1'46.362)							
Lap	Seg.1	Seg.2	Seg.3	Seg.4	Lap Time	km/h	Local Time
1		33.425	21.713	20.093			9:17'09.524
2	34.498	32.250	21.243	19.769	1'47.760	267,6	9:18'57.284
3	34.782	32.215	21.181	19.781	1'47.959	275,0	9:20'45.243
4	34.501	31.969	21.268	19.662	1'47.400	261,1	9:22'32.643
5	33.887	31.897	21.016	19.562	1'46.362	267,6	9:24'19.005
6	33.959	31.765	21.628	19.870	1'47.222	274,3	9:26'06.227
7	34.345	32.274	21.140	19.718	1'47.477	269,6	9:27'53.704
8	33.907	31.644	21.399	19.589	1'46.539	272,3	9:29'40.243
9	34.431	32.865	21.379	19.800	1'48.475	272,9	9:31'28.718
10	34.018	31.748	21.119	19.693	1'46.578	267,6	9:33'15.296
11	33.989	31.834	21.242	19.676	1'46.741	267,6	9:35'02.037

10° 86 A. BADOVINI (1'46.711)							
Lap	Seg.1	Seg.2	Seg.3	Seg.4	Lap Time	km/h	Local Time
1		34.766	22.235	20.537			9:17'45.047
2	34.911	32.953	21.131	20.388	1'49.383	262,4	9:19'34.430

15/09/2018 P = Pits In/Out - C = Lap Time Cancelled

These data/results cannot be reproduced, stored and/or transmitted in whole or in part by any manner of electronic, mechanical, photocopying, recording, broadcasting or otherwise now known or herein after developed without the previous express consent by the copyright owner, except for reproduction in daily press and regular printed publications on sale to the public within 60 days of the event related to those data/results and always provided that copyright symbol appears together as follows below.

© DORNA WSBK ORGANIZATION Srl 2018



NOLAN Portuguese Round, 14 - 16 September 2018

World Supersport - Chronological Analysis Free Practice 3rd Session

Portimao 4.592 m

2 / 3

3	38.350	45.441	22.783	20.198	2'06.772	263,0	9:21'41.202	1		32.935	21.770	20.833				9:16'53.728
4	34.327	31.495	20.831	20.065	1'46.718	268,9	9:23'27.920	2	35.341	32.156	21.379	19.992	1'48.868	256,8		9:18'42.596
5	34.115	31.508	20.985	20.133	1'46.741	268,9	9:25'14.661	3	35.105	32.344	20.996	20.097	1'48.542	264,3		9:20'31.138
6	34.109	31.548	20.868	20.186	1'46.711	266,2	9:27'01.372	4	34.662	32.155	21.021	20.074	1'47.912	266,2		9:22'19.050
7	34.458	31.559	21.069	20.199	1'47.285	265,6	9:28'48.657	5	34.463	32.151	20.976	20.048	1'47.638	266,2		9:24'06.688
8	37.080	33.615	22.999	30.156	2'03.850P	266,2	9:30'52.507	6	34.547	32.194	21.063	20.081	1'47.885	266,2		9:25'54.573
9	3'07.793	31.746	20.962	20.272	4'20.773P		9:35'13.280	7	34.648	32.061	21.073	20.019	1'47.801	266,2		9:27'42.374
								8	34.516	40.298	21.712	20.027	1'56.553	266,2		9:29'38.927
								9	36.477	32.506	21.268	19.830	1'50.081	267,6		9:31'29.008
								10	34.282	31.844	21.001	19.783	1'46.910	266,9		9:33'15.918
								11	34.714	42.880	21.035	19.966	1'58.595	270,2		9:35'14.513

11° 6 C. PEROLARI (1'46.743)

Lap	Seg.1	Seg.2	Seg.3	Seg.4	Lap Time	km/h	Local Time
1		32.545	23.513	19.988			9:17'00.404
2	34.559	31.544	21.072	19.769	1'46.944	269,6	9:18'47.348
3	34.255	32.474	26.167	20.308	1'53.204	270,9	9:20'40.552
4	34.065	31.816	21.123	19.761	1'46.765	270,2	9:22'27.317
5	35.185	35.648	25.360	20.545	1'56.738	267,6	9:24'24.055
6	34.204	31.708	21.108	19.895	1'46.915	268,9	9:26'10.970
7	34.154	31.847	21.016	19.900	1'46.917	268,9	9:27'57.887
8	37.381	34.522	22.240	20.681	1'54.824	267,6	9:29'52.711
9	35.210	34.599	23.053	26.954	1'59.816P	268,2	9:31'52.527
10	1'49.266	32.789	22.327	20.026	3'04.408P		9:34'56.935
11	34.212	31.684	20.887	19.960	1'46.743	266,2	9:36'43.678

16° 39 B. QUERO MARTINEZ (1'47.076)

Lap	Seg.1	Seg.2	Seg.3	Seg.4	Lap Time	km/h	Local Time
1		32.337	23.257	20.281			9:17'01.022
2	34.683	31.659	21.333	19.904	1'47.579	270,2	9:18'48.601
3	34.473	32.508	22.774	23.128	1'52.883	275,7	9:20'41.484
4	34.496	31.601	21.078	19.901	1'47.076	276,4	9:22'28.560
5	34.147	32.485	24.922	21.286	1'52.840	275,0	9:24'21.400
6	36.429	33.160	21.900	20.227	1'51.716	275,0	9:26'13.116
7	34.235	31.713	21.271	19.923	1'47.142C	270,2	9:28'00.258

12° 98 H. BARBERA (1'46.749)

Lap	Seg.1	Seg.2	Seg.3	Seg.4	Lap Time	km/h	Local Time
1		33.307	22.155	20.203			9:17'00.810
2	34.435	31.509	21.035	19.901	1'46.880	264,3	9:18'47.690
3	34.977	32.343	21.226	19.895	1'48.441	256,2	9:20'36.131
4	34.467	32.024	26.545	19.899	1'52.935	266,9	9:22'29.066
5	34.276	32.066	23.513	25.734	1'55.589	264,3	9:24'24.655
6	34.150	31.883	21.070	19.923	1'47.026	274,3	9:26'11.681
7	34.157	31.703	21.043	19.846	1'46.749	273,6	9:27'58.430
8	36.778	35.061	22.342	21.185	1'55.366	269,6	9:29'53.796
9	34.610	35.295	22.914	20.382	1'53.201	274,3	9:31'46.997
10	34.220	32.557	21.344	20.119	1'48.240	272,3	9:33'35.237
11	34.136	38.037	21.454	20.142	1'53.769	272,9	9:35'29.006

17° 36 T. GRADINGER (1'47.187)

Lap	Seg.1	Seg.2	Seg.3	Seg.4	Lap Time	km/h	Local Time
1		33.782	23.167	20.246			9:17'13.528
2	34.942	32.179	21.421	19.850	1'48.392	272,3	9:19'01.920
3	34.193	32.081	21.224	19.689	1'47.187	275,7	9:20'49.107
4	33.939	40.801	21.625	19.806	1'56.171	277,1	9:22'45.278
5	34.144	32.149	21.204	19.718	1'47.215	275,7	9:24'32.493
6	34.116	31.938	29.768	20.716	1'56.538	275,7	9:26'29.031
7	34.246	32.141	22.506	28.723	1'57.616P	275,7	9:28'26.647
8	3'09.399	32.262	21.763	20.692	4'24.116P		9:32'50.763
9	34.327	33.445	21.417	19.873	1'49.062	274,3	9:34'39.825
10	34.395	32.021	21.197	19.714	1'47.327	261,7	9:36'27.152

13° 56 P. SEBESTYEN (1'46.789)

Lap	Seg.1	Seg.2	Seg.3	Seg.4	Lap Time	km/h	Local Time
1		33.221	22.331	20.893			9:17'07.493
2	34.838	32.813	22.035	19.965	1'49.651	268,2	9:18'57.144
3	34.557	32.215	21.179	19.959	1'47.910	271,6	9:20'45.054
4	34.548	31.916	21.183	19.916	1'47.563	270,9	9:22'32.617
5	34.547	31.864	21.143	19.906	1'47.460	268,9	9:24'20.077
6	34.347	31.627	21.209	19.988	1'47.171	271,6	9:26'07.248
7	41.778	32.582	21.011	19.959	1'55.330	273,6	9:28'02.578
8	34.288	31.743	21.188	19.958	1'47.177	270,9	9:29'49.755
9	34.396	31.882	20.993	19.941	1'47.212	268,9	9:31'36.967
10	34.209	31.747	20.999	19.858	1'46.813	270,2	9:33'23.780
11	34.158	31.665	21.067	19.899	1'46.789	269,6	9:35'10.569

18° 70 M. PONS (1'47.548)

Lap	Seg.1	Seg.2	Seg.3	Seg.4	Lap Time	km/h	Local Time
1		32.868	22.139	21.291			9:16'53.854
2	34.839	32.115	21.509	19.976	1'48.439	271,6	9:18'42.293
3	35.111	32.391	25.851	20.072	1'53.425	264,3	9:20'35.718
4	34.488	32.111	21.393	19.872	1'47.864	269,6	9:22'23.582
5	34.613	32.340	21.538	20.032	1'48.523	265,6	9:24'12.105
6	36.397	32.094	21.364	19.955	1'49.810	264,9	9:26'01.915
7	34.339	31.871	21.364	19.974	1'47.548	270,2	9:27'49.463
8	34.545	31.897	21.248	19.962	1'47.652	270,9	9:29'37.115
9	37.200	33.685	21.293	19.736	1'51.914	265,6	9:31'29.029
10	34.796	31.873	21.420	20.046	1'48.135	266,2	9:33'17.164
11	34.489	32.241	21.350	20.053	1'48.133	268,2	9:35'05.297

14° 78 H. OKUBO (1'46.806)

Lap	Seg.1	Seg.2	Seg.3	Seg.4	Lap Time	km/h	Local Time
1		33.091	22.269	20.542			9:17'06.116
2	34.594	32.220	21.076	20.254	1'48.144	269,6	9:18'54.260
3	34.545	32.042	21.177	20.339	1'48.103	268,9	9:20'42.363
4	34.869	32.026	21.700	30.085	1'58.680P	255,6	9:22'41.043
5	5'00.329	33.245	24.018	20.383	6'17.975P		9:28'59.018
6	34.154	31.757	20.875	20.200	1'46.806	271,6	9:30'45.824
7	34.090	31.875	20.993	20.218	1'47.176	270,2	9:32'33.000
8	34.289	32.213	21.402	20.307	1'48.211	269,6	9:34'21.211
9	34.242	32.564	21.034	20.270	1'48.110	268,9	9:36'09.321

19° 47 R. HARTOG (1'47.714)

Lap	Seg.1	Seg.2	Seg.3	Seg.4	Lap Time	km/h	Local Time
1		33.597	22.237	20.580			9:16'56.498
2	34.604	32.997	22.108	20.418	1'50.127	263,7	9:18'46.625
3	34.446	32.612	21.070	20.447	1'48.575	265,6	9:20'35.200
4	34.380	32.511	21.325	20.170	1'48.386	266,9	9:22'23.586
5	34.836	32.806	21.106	20.205	1'48.953	259,2	9:24'12.539
6	34.646	32.251	21.578	20.332	1'48.807	268,2	9:26'01.346
7	34.265	32.246	20.985	20.298	1'47.794	268,2	9:27'49.140
8	34.449	32.203	22.785	21.106	1'50.543	264,9	9:29'39.683
9	34.872	32.707	22.274	20.466	1'50.319	268,2	9:31'30.002
10	34.302	32.237	21.351	20.232	1'48.122	270,9	9:33'18.124
11	34.219	32.134	21.156	20.205	1'47.714	270,2	9:35'05.838

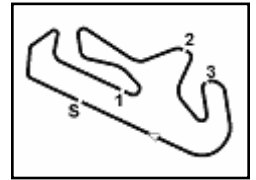
15° 77 W. TESSELS (1'46.910)

Lap	Seg.1	Seg.2	Seg.3	Seg.4	Lap Time	km/h	Local Time
-----	-------	-------	-------	-------	----------	------	------------

15/09/2018 P = Pits In/Out - C = Lap Time Cancelled

These data/results cannot be reproduced, stored and/or transmitted in whole or in part by any manner of electronic, mechanical, photocopying, recording, broadcasting or otherwise now known or herein after developed without the previous express consent by the copyright owner, except for reproduction in daily press and regular printed publications on sale to the public within 60 days of the event related to those data/results and always provided that copyright symbol appears together as follows below.

© DORNA WSBK ORGANIZATION Srl 2018



NOLAN Portuguese Round, 14 - 16 September 2018

World Supersport - Chronological Analysis Free Practice 3rd Session

Portimao 4.592 m

3 / 3

20° 74 J. VAN SIKKELERUS (1'48.015)							
Lap	Seg.1	Seg.2	Seg.3	Seg.4	Lap Time	km/h	Local Time
1		33.916	22.362	20.646			9:16'56.618
2	34.866	32.984	21.559	21.139	1'50.548	259,2	9:18'47.166
3	35.346	32.896	21.679	20.114	1'50.035	251,4	9:20'37.201
4	35.193	32.630	22.367	22.459	1'52.649	254,4	9:22'29.850
5	34.692	31.936	21.266	20.121	1'48.015	256,2	9:24'17.865
6	37.788	32.824	24.712	26.974	2'02.298P	256,8	9:26'20.163
7	2'20.644	32.733	21.538	20.484	3'35.399P		9:29'55.562
8	34.943	32.386	21.409	20.295	1'49.033	256,8	9:31'44.595
9	34.724	32.118	21.083	20.165	1'48.090	252,6	9:33'32.685
10	34.741	38.387	21.679	20.587	1'55.394	255,0	9:35'28.079

25° 34 J. ITURRIOZ (1'48.780)							
Lap	Seg.1	Seg.2	Seg.3	Seg.4	Lap Time	km/h	Local Time
1		34.202	22.296	20.774			9:16'56.464
2	35.715	32.765	21.495	20.379	1'50.354	255,6	9:18'46.818
3	35.272	32.824	21.845	20.374	1'50.315	263,0	9:20'37.133
4	35.044	32.662	21.465	20.323	1'49.494	264,3	9:22'26.627
5	35.302	32.866	21.595	20.299	1'50.062	262,4	9:24'16.689
6	35.238	32.683	21.545	20.121	1'49.587	259,9	9:26'06.276
7	35.204	32.669	21.336	20.166	1'49.375	262,4	9:27'55.651
8	35.127	32.221	21.358	20.074	1'48.780	261,1	9:29'44.431
9	34.968	32.613	21.406	20.127	1'49.114	264,9	9:31'33.545
10	34.780	37.162	23.123	20.203	1'55.268	263,0	9:33'28.813
11	34.963	32.662	21.530	20.254	1'49.409	261,7	9:35'18.222

21° 15 A. COPPOLA (1'48.027)							
Lap	Seg.1	Seg.2	Seg.3	Seg.4	Lap Time	km/h	Local Time
1		33.639	23.927	23.978			9:17'01.912
2	35.015	32.318	21.475	20.040	1'48.848	262,4	9:18'50.760
3	34.662	32.127	21.442	19.944	1'48.175	263,7	9:20'38.935
4	34.657	32.137	21.348	19.885	1'48.027	263,7	9:22'26.962
5	35.328	32.675	21.661	20.122	1'49.786	258,6	9:24'16.748
6	34.651	32.437	21.537	20.125	1'48.750	264,3	9:26'05.498
7	34.883	32.691	21.422	19.905	1'48.901	262,4	9:27'54.399
8	34.619	32.336	21.560	20.083	1'48.598	265,6	9:29'42.997
9	37.196	33.068	21.564	20.033	1'51.861	261,7	9:31'34.858
10	34.812	32.329	21.500	20.302	1'48.943	264,9	9:33'23.801
11	34.713	32.107	21.369	20.051	1'48.240	262,4	9:35'12.041

26° 50 K. NAGAO (1'49.027)							
Lap	Seg.1	Seg.2	Seg.3	Seg.4	Lap Time	km/h	Local Time
1		33.774	21.886	20.570			9:17'25.183
2	35.602	33.190	21.976	20.377	1'51.145	262,4	9:19'16.328
3	35.180	32.788	21.509	20.328	1'49.805	264,9	9:21'06.133
4	35.060	32.978	21.534	20.243	1'49.815	264,9	9:22'55.948
5	35.059	32.599	21.563	20.152	1'49.373	266,2	9:24'45.321
6	34.787	32.651	21.473	20.116	1'49.027	265,6	9:26'34.348
7	35.594	32.899	21.606	20.248	1'50.347	264,9	9:28'24.695
8	34.805	43.781	21.767	20.659	2'01.012	262,4	9:30'25.707
9	34.988	33.273	21.808	20.538	1'50.607	263,7	9:32'16.314
10	35.587	41.528	21.913	20.369	1'59.397	259,9	9:34'15.711
11	35.751	33.108	21.928	20.420	1'51.207	264,9	9:36'06.918

22° 88 C. STANGE (1'48.057)							
Lap	Seg.1	Seg.2	Seg.3	Seg.4	Lap Time	km/h	Local Time
1		33.464	22.791	20.362			9:17'02.874
2	35.389	32.487	21.653	20.060	1'49.589	268,2	9:18'52.463
3	34.856	32.294	21.513	20.078	1'48.741	263,0	9:20'41.204
4	35.486	32.142	21.489	19.944	1'49.061	268,2	9:22'30.265
5	34.895	32.368	21.414	20.003	1'48.680	271,6	9:24'18.945
6	34.812	31.956	21.369	19.920	1'48.057	266,2	9:26'07.002
7	34.641	32.654	21.562	19.852	1'48.709	267,6	9:27'55.711
8	34.712	32.048	21.463	19.950	1'48.173	267,6	9:29'43.884
9	34.753	32.518	21.335	20.064	1'48.670	267,6	9:31'32.554
10	34.768	32.282	21.505	20.196	1'48.751	264,3	9:33'21.305
11	34.813	32.125	21.380	19.955	1'48.273	263,7	9:35'09.578

27° 49 S. HORNSEY (1'49.168)							
Lap	Seg.1	Seg.2	Seg.3	Seg.4	Lap Time	km/h	Local Time
1		33.948	22.917	20.930			9:17'22.563
2	36.789	32.939	21.960	20.388	1'52.076	248,5	9:19'14.639
3	35.858	32.445	21.586	20.324	1'50.213	253,8	9:21'04.852
4	35.578	32.505	21.560	20.315	1'49.958	258,0	9:22'54.810
5	35.309	32.413	21.398	20.048	1'49.168	258,6	9:24'43.978
6	35.140	32.255	21.761	20.623	1'49.779	258,6	9:26'33.757
7	35.518	32.375	23.827	28.891	2'00.611P	258,0	9:28'34.368
8	5'32.911	35.014	21.603	20.224	6'49.752P		9:35'24.120

23° 10 N. CALERO (1'48.381)							
Lap	Seg.1	Seg.2	Seg.3	Seg.4	Lap Time	km/h	Local Time
1		33.937	23.295	20.564			9:17'23.042
2	35.921	32.607	21.384	20.374	1'50.286	263,0	9:19'13.328
3	40.066	32.879	21.394	20.166	1'54.505	259,9	9:21'07.833
4	34.850	32.255	21.159	20.117	1'48.381	267,6	9:22'56.214
5	35.101	32.637	21.543	20.076	1'49.357	263,0	9:24'45.571
6	38.593	39.964	26.582	20.043	2'05.182	262,4	9:26'50.753
7	34.828	32.260	21.187	20.328	1'48.603	267,6	9:28'39.356
8	36.954	41.786	25.987	29.725	2'14.452P	261,7	9:30'53.808
9	1'47.628	41.332	25.763	20.301	3'15.024P		9:34'08.832
10	35.004	32.423	21.312	20.352	1'49.091	265,6	9:35'57.923

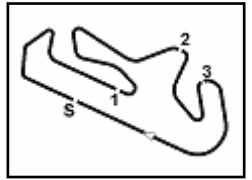
28° 12 A. MURLEY (1'51.139)							
Lap	Seg.1	Seg.2	Seg.3	Seg.4	Lap Time	km/h	Local Time
1		34.837	23.421	21.368			9:17'07.690
2	36.035	39.138	22.197	20.758	1'58.128	255,0	9:19'05.818
3	35.598	33.219	21.951	20.673	1'51.441	259,9	9:20'57.259
4	35.959	32.966	23.054	20.800	1'52.779	256,2	9:22'50.038
5	35.866	33.154	22.077	20.754	1'51.851	256,8	9:24'41.889
6	35.464	33.697	21.908	20.718	1'51.787	255,6	9:26'33.676
7	36.431	33.089	21.990	20.715	1'52.225	255,6	9:28'25.901
8	41.378	39.784	22.623	20.899	2'04.684	256,2	9:30'30.585
9	35.944	33.349	21.915	20.724	1'51.932	253,8	9:32'22.517
10	35.578	33.009	21.893	20.659	1'51.139	256,2	9:34'13.656
11	35.995	42.841	22.522	21.079	2'02.437	253,8	9:36'16.093

24° 75 I. LOPES (1'48.427)							
Lap	Seg.1	Seg.2	Seg.3	Seg.4	Lap Time	km/h	Local Time
1		33.989	21.729	20.508			9:17'02.625
2	46.055	32.646	21.166	20.281	2'00.148	256,8	9:19'02.773
3	35.392	37.054	21.527	20.583	1'54.556	258,0	9:20'57.329
4	35.322	32.263	21.075	20.224	1'48.884	261,7	9:22'46.213
5	34.806	32.190	21.081	20.350	1'48.427	258,6	9:24'34.640
6	34.802	32.279	20.920	20.567	1'48.568	256,8	9:26'23.208
7	34.789	32.311	20.917	20.491	1'48.508	253,8	9:28'11.716
8	34.807	41.710	27.594	26.204	2'10.315	256,2	9:30'22.031

15/09/2018 P = Pits In/Out - C = Lap Time Cancelled

These data/results cannot be reproduced, stored and/or transmitted in whole or in part by any manner of electronic, mechanical, photocopying, recording, broadcasting or otherwise now known or herein after developed without the previous express consent by the copyright owner, except for reproduction in daily press and regular printed publications on sale to the public within 60 days of the event related to those data/results and always provided that copyright symbol appears together as follows below.

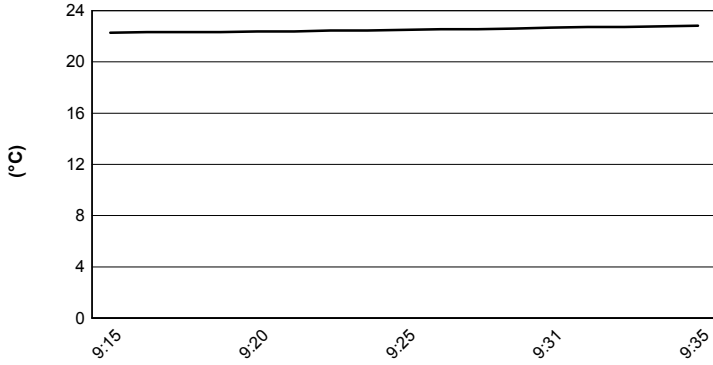
© DORNA WSBK ORGANIZATION Srl 2018



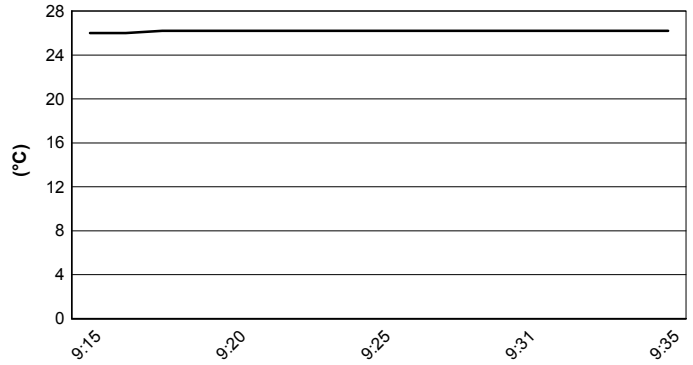
Portimao 4.592 m

NOLAN Portuguese Round, 14 - 16 September 2018
World Supersport - Weather Report Free Practice 3rd Session
 Session started 09:15 - Session ended 9:37


Air Temperature



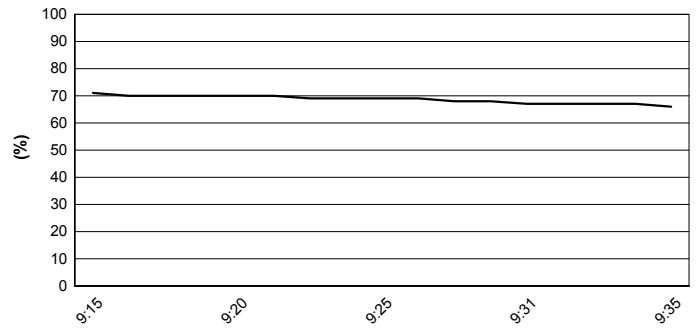
Track Temperature



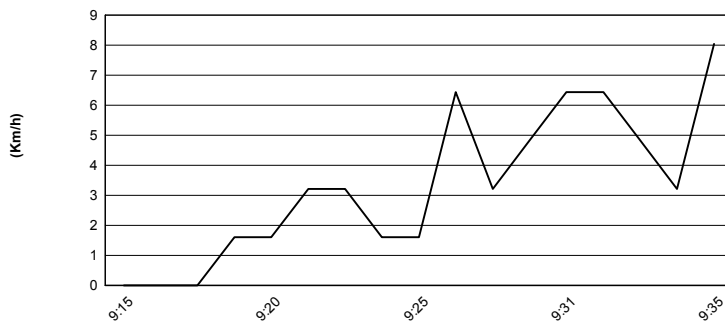
Air Pressure



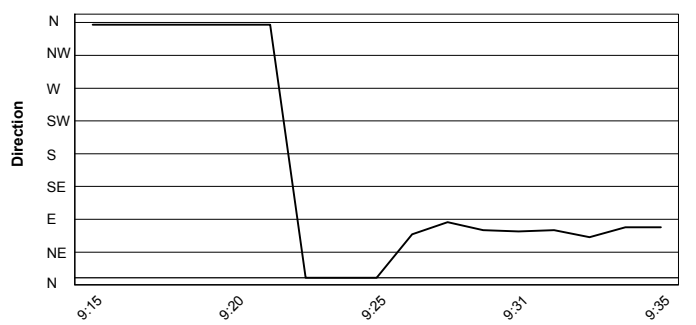
Humidity



Wind Speed



Wind Direction



15/09/2018

These data/results cannot be reproduced, stored and/or transmitted in whole or in part by any manner of electronic, mechanical, photocopying, recording, broadcasting or otherwise now known or herein after developed without the previous express consent by the copyright owner, except for reproduction in daily press and regular printed publications on sale to the public within 60 days of the event related to those data/results and always provided that copyright symbol appears together as follows below.

© DORNA WSBK ORGANIZATION Srl 2018



Official Tyre Supplier



Official Timekeeper