

NOLAN Portuguese Round, 14 - 16 September 2018

World Supersport 300 - Chronological Analysis Race

Portimao 4.592 m

Start at 12:47'02.884

1 / 5

1° 95 S. DEROUE (1'57.340)							
Lap	Seg.1	Seg.2	Seg.3	Seg.4	Lap Time	km/h	Local Time
1		35.070	22.352	21.612	1'59.086		12:49'01.970
2	38.391	35.019	22.157	22.300	1'57.867	208,8	12:50'59.837
3	38.431	35.150	22.156	22.106	1'57.843	206,0	12:52'57.680
4	38.378	34.818	22.120	22.024	1'57.340	205,2	12:54'55.020
5	38.472	34.901	22.154	22.153	1'57.680	206,4	12:56'52.700
6	38.611	34.878	22.240	22.055	1'57.784	204,5	12:58'50.484
7	39.128	34.890	22.053	22.078	1'58.149	206,0	13:00'48.633
8	38.324	34.863	22.199	22.152	1'57.538	208,0	13:02'46.171
9	38.339	34.771	22.221	22.092	1'57.423	206,4	13:04'43.594
10	38.563	34.854	22.146	22.136	1'57.699	204,5	13:06'41.293
11	38.498	34.955	22.184	22.250	1'57.887	206,0	13:08'39.180
Race Time 21'36.296							

2° 8 M. PEREZ (1'57.300)							
Lap	Seg.1	Seg.2	Seg.3	Seg.4	Lap Time	km/h	Local Time
1		35.045	22.625	21.924	1'59.833		12:49'02.717
2	38.404	34.785	22.494	21.903	1'57.586	216,3	12:51'00.303
3	38.387	34.861	22.345	22.010	1'57.603	211,2	12:52'57.906
4	38.430	34.806	22.386	21.832	1'57.454	212,1	12:54'55.360
5	38.600	34.707	22.651	21.863	1'57.821	206,0	12:56'53.181
6	38.258	34.884	22.448	22.342	1'57.932	208,8	12:58'51.113
7	38.576	34.965	22.289	22.052	1'57.882	213,7	13:00'48.995
8	38.809	34.856	22.707	21.821	1'58.193	203,3	13:02'47.188
9	38.274	34.724	22.252	22.050	1'57.300	211,6	13:04'44.488
10	38.440	34.677	22.191	22.196	1'57.504	208,4	13:06'41.992
11	39.040	34.926	22.314	22.151	1'58.431	209,6	13:08'40.423
Race Time 21'37.539							

3° 81 M. GONZALEZ (1'57.258)							
Lap	Seg.1	Seg.2	Seg.3	Seg.4	Lap Time	km/h	Local Time
1		35.088	22.262	22.448	1'58.835		12:49'01.719
2	39.221	34.777	22.287	22.166	1'58.451	201,8	12:51'00.170
3	38.653	34.954	22.284	21.982	1'57.873	207,2	12:52'58.043
4	38.537	34.607	22.126	21.988	1'57.258	206,4	12:54'55.301
5	38.811	34.521	22.225	22.053	1'57.610	201,8	12:56'52.911
6	38.698	34.829	22.178	22.267	1'57.972	204,5	12:58'50.883
7	39.063	34.890	22.288	21.859	1'58.100	203,7	13:00'48.983
8	38.768	34.864	22.580	21.885	1'58.097	201,8	13:02'47.080
9	38.494	34.768	22.264	21.931	1'57.457	206,4	13:04'44.537
10	38.476	34.878	22.120	22.069	1'57.543	209,2	13:06'42.080
11	38.867	35.128	22.382	22.087	1'58.464	208,8	13:08'40.544
Race Time 21'37.660							

4° 6 R. SCHOTMAN (1'57.349)							
Lap	Seg.1	Seg.2	Seg.3	Seg.4	Lap Time	km/h	Local Time
1		35.020	22.574	21.784	1'59.921		12:49'02.805
2	38.903	35.139	22.338	21.628	1'58.008	214,2	12:51'00.813
3	38.761	34.972	22.260	21.704	1'57.697	217,6	12:52'58.510
4	38.772	35.048	22.265	21.873	1'57.958	214,2	12:54'56.468
5	38.331	34.887	22.462	21.907	1'57.587	215,9	12:56'54.055
6	38.448	34.836	22.270	21.911	1'57.465	215,9	12:58'51.520
7	38.613	34.949	22.471	21.749	1'57.782	206,0	13:00'49.302
8	38.054	35.154	22.442	22.073	1'57.723	214,6	13:02'47.025
9	38.912	34.888	22.285	21.700	1'57.785	201,8	13:04'44.810
10	38.334	34.947	22.143	21.925	1'57.349	214,6	13:06'42.159
11	38.693	35.284	22.501	21.932	1'58.410	210,8	13:08'40.569
Race Time 21'37.685							

5° 14 E. DE LA VEGA (1'57.183)							
Lap	Seg.1	Seg.2	Seg.3	Seg.4	Lap Time	km/h	Local Time
1		35.442	22.431	22.016	2'01.296		12:49'04.180
2	38.048	34.967	22.545	21.670	1'57.230	215,4	12:51'01.410
3	38.700	35.089	22.476	21.754	1'58.019	219,4	12:52'59.429
4	38.515	34.866	22.171	21.684	1'57.236	212,1	12:54'56.665
5	38.458	34.926	22.426	21.663	1'57.473	216,3	12:56'54.138
6	38.688	35.004	22.508	21.702	1'57.902	217,2	12:58'52.040

7	39.028	34.796	22.494	21.804	1'58.122	210,0	13:00'50.162
8	38.663	34.700	22.504	21.835	1'57.702	216,3	13:02'47.864
9	38.451	34.824	22.203	21.705	1'57.183	218,9	13:04'45.047
10	38.404	34.966	22.272	21.802	1'57.444	216,7	13:06'42.491
11	38.702	35.143	22.455	21.947	1'58.247	215,4	13:08'40.738
Race Time 21'37.854							

6° 71 T. EDWARDS (1'57.384)							
Lap	Seg.1	Seg.2	Seg.3	Seg.4	Lap Time	km/h	Local Time
1		35.351	22.720	22.150	1'59.051		12:49'01.935
2	38.669	35.001	22.971	21.804	1'58.445	209,6	12:51'00.380
3	38.892	34.987	22.385	21.786	1'58.050	212,5	12:52'58.430
4	38.951	34.783	22.247	21.860	1'57.841	210,0	12:54'56.271
5	38.246	34.774	22.695	21.669	1'57.384	214,2	12:56'53.655
6	38.874	35.007	22.316	21.804	1'58.001	212,9	12:58'51.656
7	38.844	34.899	22.396	21.727	1'57.866	214,2	13:00'49.522
8	38.876	34.799	22.692	21.892	1'58.259	214,2	13:02'47.781
9	38.873	34.964	22.316	21.579	1'57.732	214,2	13:04'45.513
10	38.538	34.837	22.263	21.813	1'57.451	213,3	13:06'42.964
11	38.332	35.234	22.442	21.806	1'57.814	214,2	13:08'40.778
Race Time 21'37.894							

7° 33 D. VALLE (1'57.412)							
Lap	Seg.1	Seg.2	Seg.3	Seg.4	Lap Time	km/h	Local Time
1		35.140	22.358	22.211	1'58.904		12:49'01.788
2	39.010	34.790	22.225	22.249	1'58.274	201,8	12:51'00.062
3	39.152	34.739	22.402	21.814	1'58.107	203,7	12:52'58.169
4	38.844	34.599	22.217	21.752	1'57.412	204,1	12:54'55.581
5	38.733	34.706	22.501	21.860	1'57.800	208,0	12:56'53.381
6	38.733	34.769	22.302	22.354	1'58.158	207,6	12:58'51.539
7	38.772	34.770	22.207	21.862	1'57.611	203,7	13:00'49.150
8	38.470	34.824	22.267	22.294	1'57.855	204,1	13:02'47.005
9	38.777	34.740	22.274	21.917	1'57.708	206,0	13:04'44.713
10	38.549	34.931	22.246	22.023	1'57.749	208,8	13:06'42.462
11	38.810	35.296	22.630	22.274	1'59.010	212,5	13:08'41.472
Race Time 21'38.588							

8° 47 F. HERNANDEZ MOYANO (1'57.366)							
Lap	Seg.1	Seg.2	Seg.3	Seg.4	Lap Time	km/h	Local Time
1		35.412	22.442	22.076	2'01.183		12:49'04.067
2	38.419	35.325	22.447	22.075	1'58.266	213,7	12:51'02.333
3	38.238	34.830	22.544	22.006	1'57.618	208,8	12:52'59.951
4	38.467	34.925	22.494	21.994	1'57.880	210,8	12:54'57.831
5	38.206	34.881	22.522	22.056	1'57.665	212,1	12:56'55.496
6	38.441	34.805	22.124	21.996	1'57.366	209,2	12:58'52.862
7	38.521	35.502	22.113	21.713	1'57.849	213,3	13:00'50.711
8	38.666	34.761	22.314	21.744	1'57.485	210,8	13:02'48.196
9	38.777	34.901	22.589	21.882	1'58.149	213,7	13:04'46.345
10	38.727	35.214	22.375	21.965	1'58.281	210,8	13:06'44.626
11	38.608	35.367	22.614	22.233	1'58.822	213,7	13:08'43.448
Race Time 21'40.564							

9° 20 D. LOUREIRO (1'57.272)							
Lap	Seg.1	Seg.2	Seg.3	Seg.4	Lap Time	km/h	Local Time
1		35.102	22.588	22.037	1'59.108		12:49'01.992
2	39.005	36.137	22.698	21.835	1'59.675	208,4	12:51'01.667
3	38.582	35.073	22.811	21.905	1'58.371	214,6	12:53'00.038
4	38.201	34.949	22.275	22.029	1'57.454	213,7	12:54'57.492
5	38.256	34.749	22.279	21.988	1'57.272	213,7	12:56'54.764
6	38.347	34.887	22.629	21.658	1'57.521	213,3	12:58'52.285
7	38.938	34.835	22.232	21.920	1'57.925	210,8	13:00'50.210
8	38.901	34.755	22.402	21.723	1'57.781	212,5	13:02'47.991
9	39.181	34.863	22.176	21.842	1'58.062	215,0	13:04'46.053
10	38.856	35.071	22.266	22.112	1'58.305	211,6	13:06'44.358
11	39.143	35.284	22.588	22.078	1'59.093	210,0	13:08'43.451
Race Time 21'40.567							

10° 2 A. CARRASCO (1'56.801)							
Lap	Seg.1	Seg.2	Seg.3	Seg.4	Lap Time	km/h	Local Time

16/09/2018

P = Pits In/Out - C = Lap Time Cancelled

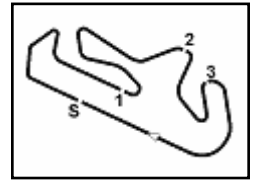
These data/results cannot be reproduced, stored and/or transmitted in whole or in part by any manner of electronic, mechanical, photocopying, recording, broadcasting or otherwise now known or herein after developed without the previous express consent by the copyright owner, except for reproduction in daily press and regular printed publications on sale to the public within 60 days of the event related to those data/results and always provided that copyright symbol appears together as follows below.

© DORNA WSBK ORGANIZATION Srl 2018



Official Fuel Supplier





NOLAN Portuguese Round, 14 - 16 September 2018

World Supersport 300 - Chronological Analysis Race

Portimao 4.592 m

Start at 12:47'02.884

2 / 5

Lap	Seg.1	Seg.2	Seg.3	Seg.4	Lap Time	km/h	Local Time
1	38.859	34.785	22.351	21.964	2'01.742	12:49'04.626	9 38.677
2	38.552	34.764	22.578	21.841	1'57.735	213,7 12:53'00.320	10 39.348
3	38.568	34.856	22.509	21.841	1'57.774	212,1 12:54'58.094	11 39.271
4	38.415	34.419	22.124	21.843	1'56.801	215,4 12:56'54.895	
5	38.403	34.875	22.292	21.744	1'57.314	212,9 12:58'52.209	
6	38.989	35.054	22.339	21.918	1'58.300	210,8 13:00'50.509	
7	39.035	34.752	22.355	21.888	1'58.030	213,7 13:02'48.539	
8	38.941	34.698	22.429	21.799	1'57.867	215,0 13:04'46.406	
9	38.827	35.233	22.379	21.947	1'58.386	212,1 13:06'44.792	
10	38.855	35.231	22.648	22.090	1'58.824	218,5 13:08'43.616	
Race Time 21'46.250							

15° 72 V. STEEMAN (1'58.630)							
Lap	Seg.1	Seg.2	Seg.3	Seg.4	Lap Time	km/h	Local Time
1		36.208	22.628	22.080	2'03.861		12:49'06.745
2	38.762	35.476	22.480	22.051	1'58.769	208,4	12:51'05.514
3	38.868	35.219	22.340	22.203	1'58.630	208,0	12:53'04.144
4	38.762	35.504	22.537	22.350	1'59.153	203,7	12:55'03.297
5	39.381	35.173	22.421	22.458	1'59.433	203,7	12:57'02.730
6	39.300	35.224	22.337	22.513	1'59.374	199,6	12:59'02.104
7	39.233	35.372	22.312	22.337	1'59.254	201,4	13:01'01.358
8	38.969	35.141	22.350	22.490	1'58.950	202,2	13:03'00.308
9	39.015	35.152	22.182	22.357	1'58.706	200,7	13:04'59.014
10	38.968	35.268	22.236	22.444	1'58.916	200,3	13:06'57.930
11	38.984	35.127	22.266	22.485	1'58.862	198,5	13:08'56.792
Race Time 21'53.908							

11° 87 A. BÖRNER (1'57.305)							
Lap	Seg.1	Seg.2	Seg.3	Seg.4	Lap Time	km/h	Local Time
1		35.307	22.809	22.072	2'02.085		12:49'04.969
2	38.835	34.948	22.181	21.944	1'57.908	211,2	12:51'02.877
3	38.488	34.943	22.463	22.345	1'58.239	210,4	12:53'01.116
4	38.529	34.754	22.168	21.854	1'57.305	214,2	12:54'58.421
5	38.688	35.555	22.375	22.205	1'58.823	212,9	12:56'57.244
6	38.429	35.268	22.094	21.951	1'57.742	213,7	12:58'54.986
7	38.578	35.291	22.396	22.308	1'58.573	206,8	13:00'53.559
8	38.606	35.042	22.236	22.374	1'58.258	206,4	13:02'51.817
9	39.112	35.106	22.877	22.114	1'59.209	204,1	13:04'51.026
10	38.674	35.270	22.333	22.572	1'58.849	208,0	13:06'49.875
11	38.873	35.243	22.278	22.427	1'58.821	201,4	13:08'48.696
Race Time 21'45.812							

16° 21 B. SANCHEZ (1'56.999)							
Lap	Seg.1	Seg.2	Seg.3	Seg.4	Lap Time	km/h	Local Time
1		35.054	22.718	22.059	1'59.715		12:49'02.599
2	38.883	35.091	22.400	21.850	1'58.224	212,9	12:51'00.823
3	38.847	34.878	22.515	21.743	1'57.983	210,0	12:52'58.806
4	38.318	34.678	22.226	21.777	1'56.999	211,2	12:54'55.805
5	38.719	34.924	22.354	21.793	1'57.790	212,1	12:56'53.595
6	38.482	34.909	22.426	22.066	1'57.883	211,6	12:58'51.478
7	40.091	35.139	22.113	21.833	1'59.176	208,0	13:00'50.654
8	38.296	34.793	22.215	22.033	1'57.337	211,2	13:02'47.991
9	38.533	34.812	22.354	21.742	1'57.441	211,6	13:04'45.432
10	39.509	35.289	22.257	21.975	1'59.030	211,6	13:06'44.462
11	38.661	35.426	22.550	22.305	1'58.942	212,5	13:08'43.404
Race Time 21'40.520 + 14.000Pen							

12° 52 G. ERILL (1'57.715)							
Lap	Seg.1	Seg.2	Seg.3	Seg.4	Lap Time	km/h	Local Time
1		35.808	22.908	21.816	2'02.908		12:49'05.792
2	38.888	34.905	22.454	21.885	1'58.132	209,2	12:51'03.924
3	38.678	35.156	22.378	22.036	1'58.248	209,6	12:53'02.172
4	38.391	34.882	22.515	21.963	1'57.751	211,2	12:54'59.923
5	38.489	34.778	22.470	22.151	1'57.888	210,8	12:56'57.811
6	39.147	35.261	22.191	21.947	1'58.546	215,0	12:58'56.357
7	38.651	34.831	22.599	21.634	1'57.715	211,6	13:00'54.072
8	39.347	35.137	22.496	22.000	1'58.980	211,6	13:02'53.052
9	38.440	34.910	22.797	21.996	1'58.143	211,2	13:04'51.195
10	38.719	35.174	22.457	22.401	1'58.751	209,2	13:06'49.946
11	39.026	35.260	22.544	22.165	1'58.995	207,2	13:08'48.941
Race Time 21'46.057							

17° 61 B. SOFUOGLU (1'58.561)							
Lap	Seg.1	Seg.2	Seg.3	Seg.4	Lap Time	km/h	Local Time
1		36.543	23.148	22.234	2'04.440		12:49'07.324
2	39.264	35.389	22.425	21.979	1'59.057	203,3	12:51'06.381
3	38.977	35.208	22.226	22.345	1'58.756	202,5	12:53'05.137
4	38.927	35.241	22.242	22.151	1'58.561	203,3	12:55'03.698
5	39.215	35.195	22.666	22.249	1'59.325	201,0	12:57'03.023
6	39.835	35.178	22.296	22.342	1'59.651	195,6	12:59'02.674
7	39.192	35.540	22.479	22.426	1'59.637	204,8	13:01'02.311
8	39.654	36.056	22.681	22.411	2'00.802	201,0	13:03'03.113
9	39.139	35.492	22.130	22.605	1'59.366	202,5	13:05'02.479
10	39.482	35.730	22.656	22.436	2'00.304	191,8	13:07'02.783
11	39.589	35.902	22.589	22.822	2'00.902	195,6	13:09'03.685
Race Time 22'00.801							

13° 34 J. MAHAFFY (1'57.699)							
Lap	Seg.1	Seg.2	Seg.3	Seg.4	Lap Time	km/h	Local Time
1		35.576	22.925	22.268	2'01.722		12:49'04.606
2	38.437	34.922	22.491	22.074	1'57.924	211,2	12:51'02.530
3	38.679	34.758	22.696	21.917	1'58.050	201,8	12:53'00.580
4	38.383	34.841	22.592	21.883	1'57.699	213,3	12:54'58.279
5	38.488	34.714	22.913	22.191	1'58.306	211,2	12:56'56.585
6	38.565	34.974	22.358	22.321	1'58.218	211,2	12:58'54.803
7	38.998	35.323	22.564	22.095	1'58.980	204,8	13:00'53.783
8	39.034	34.976	22.225	22.013	1'58.248	204,1	13:02'52.031
9	38.748	35.126	22.718	22.201	1'58.793	210,4	13:04'50.824
10	39.267	35.245	22.674	22.048	1'59.234	203,7	13:06'50.058
11	38.710	35.414	22.877	21.950	1'58.951	205,6	13:08'49.009
Race Time 21'46.125							

18° 12 A. RUSMIPUTRO (1'58.802)							
Lap	Seg.1	Seg.2	Seg.3	Seg.4	Lap Time	km/h	Local Time
1		35.769	22.909	21.965	2'03.301		12:49'06.185
2	39.165	35.352	22.562	22.197	1'59.276	200,7	12:51'05.461
3	39.080	35.380	22.281	22.061	1'58.802	204,5	12:53'04.263
4	38.837	35.240	22.828	22.126	1'59.031	205,2	12:55'03.294
5	39.480	35.207	22.588	22.447	1'59.722	202,5	12:57'03.016
6	39.659	35.219	22.932	22.235	2'00.045	195,2	12:59'03.061
7	38.761	35.368	22.647	23.141	1'59.917	204,5	13:01'02.978
8	38.878	35.730	22.680	22.866	2'00.154	203,7	13:03'03.132
9	39.602	35.335	22.477	22.403	1'59.817	201,8	13:05'02.949
10	39.384	35.226	22.524	22.643	1'59.777	200,3	13:07'02.726
11	39.508	36.138	22.727	22.606	2'00.979	195,6	13:09'03.705
Race Time 22'00.821							

14° 41 J. JÄHNIG (1'57.813)							
Lap	Seg.1	Seg.2	Seg.3	Seg.4	Lap Time	km/h	Local Time
1		35.582	22.544	21.658	2'00.538		12:49'03.422
2	38.646	35.503	22.550	22.055	1'58.754	212,9	12:51'02.176
3	38.831	34.788	22.571	21.908	1'58.098	208,0	12:53'00.274
4	38.428	34.956	22.468	21.961	1'57.813	211,2	12:54'58.087
5	38.714	34.850	22.649	22.000	1'58.213	213,3	12:56'56.300
6	40.365	34.921	22.379	22.031	1'59.696	209,2	12:58'55.996
7	38.669	34.768	22.667	21.854	1'57.958	210,0	13:00'53.954
8	38.628	34.768	22.510	22.145	1'58.051	210,4	13:02'52.005

19° 54 F. FULIGNI (1'58.764)							
Lap	Seg.1	Seg.2	Seg.3	Seg.4	Lap Time	km/h	Local Time
1		35.804	22.740	22.027	2'02.722		12:49'05.606
2	39.484	35.487	22.485	22.509	1'59.965	211,6	12:51'05.571

16/09/2018 P = Pits In/Out - C = Lap Time Cancelled

These data/results cannot be reproduced, stored and/or transmitted in whole or in part by any manner of electronic, mechanical, photocopying, recording, broadcasting or otherwise now known or herein after developed without the previous express consent by the copyright owner, except for reproduction in daily press and regular printed publications on sale to the public within 60 days of the event related to those data/results and always provided that copyright symbol appears together as follows below.

© DORNA WSBK ORGANIZATION Srl 2018



Official Fuel Supplier

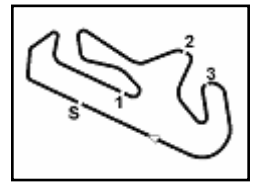


FKR PERUGIA TIMING

Official Tyre Supplier



Official Timekeeper



NOLAN Portuguese Round, 14 - 16 September 2018

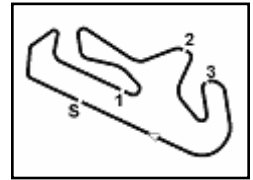
World Supersport 300 - Chronological Analysis Race

Portimao 4.592 m

Start at 12:47'02.884

3 / 5

Lap	Seg.1	Seg.2	Seg.3	Seg.4	Lap Time	km/h	Local Time
3	39.177	35.378	22.436	22.793	1'59.784	210,8	12:53'05.355
4	38.945	35.296	22.475	22.048	1'58.764	206,0	12:55'04.119
5	38.980	35.356	22.473	22.110	1'58.919	206,4	12:57'03.038
6	39.299	35.388	22.871	22.118	1'59.676	197,0	12:59'02.714
7	39.237	35.641	22.570	22.155	1'59.603	203,7	13:01'02.317
8	39.658	35.957	22.898	22.468	2'00.981	201,0	13:03'03.298
9	39.193	35.469	22.342	22.661	1'59.665	206,8	13:05'02.963
10	39.373	35.621	22.553	22.314	1'59.861	199,9	13:07'02.824
11	39.837	35.891	22.782	22.423	2'00.933	198,5	13:09'03.757
Race Time 22'00.873							
20° 27 F. ROVELLI (1'59.105)							
Lap	Seg.1	Seg.2	Seg.3	Seg.4	Lap Time	km/h	Local Time
1		35.736	23.049	22.133	2'03.338		12:49'06.222
2	38.911	35.343	22.421	22.430	1'59.105	210,0	12:51'05.327
3	39.020	35.434	22.583	22.381	1'59.418	207,2	12:53'04.745
4	39.001	35.437	22.630	22.495	1'59.563	209,6	12:55'04.308
5	38.990	35.254	22.644	22.261	1'59.149	211,2	12:57'03.457
6	39.536	35.343	22.725	22.265	1'59.869	206,0	12:59'03.326
7	38.893	35.496	22.725	22.442	1'59.556	212,5	13:01'02.882
8	39.273	35.719	22.213	22.941	2'00.146	200,3	13:03'03.828
9	39.044	35.316	22.304	22.983	1'59.647	202,9	13:05'02.675
10	39.207	36.237	22.657	22.433	2'00.534	201,4	13:07'03.209
11	39.483	35.720	23.118	22.269	2'00.590	208,8	13:09'03.799
Race Time 22'00.915							
21° 93 W. KHAN (1'57.493)							
Lap	Seg.1	Seg.2	Seg.3	Seg.4	Lap Time	km/h	Local Time
1		35.720	22.557	22.015	2'02.568		12:49'05.452
2	39.024	34.943	22.359	21.807	1'58.133	213,3	12:51'03.585
3	38.777	35.093	22.352	21.701	1'57.923	210,8	12:53'01.508
4	38.610	35.003	22.194	21.686	1'57.493	212,1	12:54'59.001
5	38.534	34.958	22.596	21.889	1'57.977	211,6	12:56'56.978
6	38.962	35.164	22.525	21.701	1'58.352	212,1	12:58'55.330
7	38.679	35.242	22.659	21.942	1'58.522	211,6	13:00'53.852
8	39.265	54.671	22.899	22.318	2'19.153	208,8	13:03'13.005
9	39.191	35.099	23.070	22.296	1'59.656	211,2	13:05'12.661
10	39.603	35.833	22.707	22.439	2'00.582	203,7	13:07'13.243
11	39.310	35.321	22.520	22.433	1'59.584	202,2	13:09'12.827
Race Time 22'09.943							
22° 64 H. DE CANCELLIS (1'59.007)							
Lap	Seg.1	Seg.2	Seg.3	Seg.4	Lap Time	km/h	Local Time
1		44.256	23.068	22.590	2'12.887		12:49'15.771
2	39.521	35.461	22.889	22.369	2'00.240	198,5	12:51'16.011
3	39.231	35.298	22.605	22.321	1'59.455	201,8	12:53'15.466
4	38.901	35.457	22.481	22.414	1'59.253	208,8	12:55'14.719
5	39.076	35.260	22.471	22.200	1'59.007	206,8	12:57'13.726
6	39.093	35.615	22.513	22.437	1'59.658	206,0	12:59'13.384
7	39.028	35.673	22.436	22.184	1'59.321	201,8	13:01'12.705
8	38.855	35.776	22.533	22.227	1'59.391	206,8	13:03'12.096
9	39.141	35.875	22.784	22.654	2'00.454	208,4	13:05'12.550
10	41.038	36.041	22.733	22.055	2'01.867	193,8	13:07'14.417
11	39.536	35.595	22.326	22.535	1'59.992	201,4	13:09'14.409
Race Time 22'11.525							
23° 13 D. IOZZO (1'59.202)							
Lap	Seg.1	Seg.2	Seg.3	Seg.4	Lap Time	km/h	Local Time
1		36.603	23.018	22.173	2'05.767		12:49'08.651
2	39.412	35.802	22.856	22.305	2'00.375	213,3	12:51'09.026
3	39.099	35.390	22.526	22.187	1'59.202	208,4	12:53'08.228
4	39.387	35.808	23.105	22.555	2'00.855	210,4	12:55'09.083
5	39.653	35.530	22.775	22.736	2'00.694	208,8	12:57'09.777
6	39.552	35.537	22.603	22.745	2'00.437	201,0	12:59'10.214
7	39.461	35.338	22.743	22.445	1'59.987	198,1	13:01'10.201
8	39.550	35.923	22.613	22.677	2'00.763	204,5	13:03'10.964
9	40.251	35.548	22.816	22.840	2'01.455	199,6	13:05'12.419
10	40.711	36.090	22.699	22.451	2'01.951	193,5	13:07'14.370
Race Time 22'13.115							
24° 44 S. LOCHOFF (1'59.236)							
Lap	Seg.1	Seg.2	Seg.3	Seg.4	Lap Time	km/h	Local Time
1		36.589	23.000	22.495	2'05.700		12:49'08.584
2	39.471	35.430	22.972	21.888	1'59.761	209,2	12:51'08.345
3	38.970	35.311	22.671	22.284	1'59.236	206,0	12:53'07.581
4	39.553	35.456	23.498	22.558	2'01.065	202,5	12:55'08.646
5	40.490	35.566	23.016	22.392	2'01.464	202,9	12:57'10.110
6	39.416	35.759	22.954	22.496	2'00.625	199,9	12:59'10.735
7	39.937	35.312	23.088	22.126	2'00.463	197,0	13:01'11.198
8	39.232	35.430	22.966	22.160	1'59.788	202,5	13:03'10.986
9	39.748	35.471	23.223	23.245	2'01.687	198,1	13:05'12.673
10	40.325	35.901	22.943	22.584	2'01.753	197,7	13:07'14.426
11	39.834	36.059	22.884	22.065	2'00.842	197,0	13:09'15.268
Race Time 22'12.384							
25° 79 T. ALONSO (1'59.646)							
Lap	Seg.1	Seg.2	Seg.3	Seg.4	Lap Time	km/h	Local Time
1		36.438	23.245	22.177	2'05.050		12:49'07.934
2	39.719	35.450	22.962	22.140	2'00.271	211,2	12:51'08.205
3	39.656	35.298	22.812	21.880	1'59.646	205,6	12:53'07.851
4	39.489	35.547	23.589	22.305	2'00.930	208,8	12:55'08.781
5	39.554	35.513	23.137	22.541	2'00.745	204,5	12:57'09.526
6	39.525	35.408	22.837	22.391	2'00.161	199,9	12:59'09.687
7	39.565	35.464	22.908	22.322	2'00.259	199,6	13:01'09.946
8	40.082	35.563	22.927	22.408	2'00.980	200,7	13:03'10.926
9	40.122	35.702	23.374	22.460	2'01.658	198,8	13:05'12.584
10	40.672	35.735	23.059	22.212	2'01.678	198,8	13:07'14.262
11	39.567	36.088	23.069	22.309	2'01.033	196,3	13:09'15.295
Race Time 22'12.411							
26° 30 D. BLIN (1'59.312)							
Lap	Seg.1	Seg.2	Seg.3	Seg.4	Lap Time	km/h	Local Time
1		36.470	22.926	22.261	2'05.011		12:49'07.895
2	39.063	35.206	22.494	22.549	1'59.312	205,6	12:51'07.207
3	39.438	35.826	22.951	22.408	2'00.623	198,8	12:53'07.830
4	39.753	35.479	23.638	22.152	2'01.022	206,8	12:55'08.852
5	40.130	35.456	22.845	22.836	2'01.267	203,3	12:57'10.119
6	39.899	35.349	22.840	22.500	2'00.588	199,9	12:59'10.707
7	39.259	35.247	22.763	22.301	1'59.570	204,1	13:01'10.277
8	39.334	35.803	22.483	23.041	2'00.661	202,9	13:03'10.938
9	39.993	35.501	23.004	23.054	2'01.552	199,6	13:05'12.490
10	40.522	35.774	22.851	22.733	2'01.880	195,2	13:07'14.370
11	39.736	36.077	22.663	22.538	2'01.014	195,6	13:09'15.384
Race Time 22'12.500							
27° 97 M. KAPPLER (1'59.839)							
Lap	Seg.1	Seg.2	Seg.3	Seg.4	Lap Time	km/h	Local Time
1		36.303	23.030	22.481	2'04.950		12:49'07.834
2	39.671	35.435	22.799	22.485	2'00.390	208,4	12:51'08.224
3	39.451	35.320	22.724	22.344	1'59.839	205,6	12:53'08.063
4	39.717	35.832	23.145	22.500	2'01.194	206,0	12:55'09.257
5	39.656	35.680	23.318	22.241	2'00.895	204,8	12:57'10.152
6	39.420	35.513	23.066	22.538	2'00.537	201,0	12:59'10.689
7	39.647	35.587	23.324	22.472	2'01.030	200,3	13:01'11.719
8	39.278	36.016	23.408	22.689	2'01.391	203,3	13:03'13.110
9	39.360	35.452	22.948	22.485	2'00.245	208,0	13:05'13.355
10	40.377	36.138	22.908	22.365	2'01.788	204,1	13:07'15.143
11	39.950	35.567	22.849	22.490	2'00.856	200,7	13:09'15.999
Race Time 22'13.115							
28° 99 P. GRASSIA (1'59.438)							
Lap	Seg.1	Seg.2	Seg.3	Seg.4	Lap Time	km/h	Local Time
1		36.832	22.640	22.231	2'05.356		12:49'08.240
2	39.816	35.713	22.821	22.205	2'00.555	210,4	12:51'08.795
3	39.637	35.339	22.490	22.233	1'59.6		



Portimao 4.592 m

NOLAN Portuguese Round, 14 - 16 September 2018

World Supersport 300 - Chronological Analysis Race

Start at 12:47'02.884

4 / 5

29° 43 L. GRUNWALD (1'57.346)							
Lap	Seg.1	Seg.2	Seg.3	Seg.4	Lap Time	km/h	Local Time
1		35.175	22.430	2'00.483			12:49'03.367
2	38.511	35.389	22.293	21.733	1'57.926	208,8	12:51'01.293
3	38.625	34.756	22.642	21.639	1'57.662	208,8	12:52'58.955
4	38.463	35.040	22.306	21.877	1'57.686	207,6	12:54'56.641
5	38.468	34.740	22.410	21.728	1'57.346	208,4	12:56'53.987
6	38.804	35.040	22.352	21.788	1'57.984	208,4	12:58'51.971
7	38.916	34.807	22.321	21.673	1'57.717	209,2	13:00'49.688
8	38.554	34.764	22.605	21.874	1'57.797	208,4	13:02'47.485
9	38.617	34.740	22.701	21.739	1'57.797	205,6	13:04'45.282
10	1'08.514	35.549	23.247	22.626	2'29.936	208,0	13:07'15.218
11	40.166	35.977	22.697	21.995	2'00.835	197,7	13:09'16.053
Race Time 22'13.169							
30° 7 N. SETTIMO (2'00.276)							
Lap	Seg.1	Seg.2	Seg.3	Seg.4	Lap Time	km/h	Local Time
1		36.681	23.068	22.341	2'06.371		12:49'09.255
2	39.884	35.814	22.417	22.276	2'00.391	201,0	12:51'09.646
3	39.508	35.788	22.305	22.675	2'00.276	205,6	12:53'09.922
4	39.762	35.660	22.513	22.428	2'00.363	202,5	12:55'10.285
5	39.692	35.913	22.573	22.282	2'00.460	202,9	12:57'10.745
6	39.830	35.659	22.553	22.454	2'00.496	203,7	12:59'11.241
7	40.567	36.586	22.591	22.501	2'02.245	202,2	13:01'13.486
8	39.797	36.200	22.558	22.801	2'01.356	202,2	13:03'14.842
9	40.323	36.400	22.938	23.157	2'02.818	200,7	13:05'17.660
10	40.627	36.529	22.878	23.033	2'03.067	197,0	13:07'20.727
11	40.198	36.323	22.648	22.978	2'02.147	192,8	13:09'22.874
Race Time 22'19.990							
31° 78 J. FORAY (2'00.492)							
Lap	Seg.1	Seg.2	Seg.3	Seg.4	Lap Time	km/h	Local Time
1		36.890	23.093	22.504	2'06.365		12:49'09.249
2	40.133	35.961	22.507	22.697	2'01.298	201,8	12:51'10.547
3	39.227	35.924	22.664	22.677	2'00.492	206,4	12:53'11.039
4	39.409	35.802	22.913	22.758	2'00.882	205,2	12:55'11.921
5	39.881	35.930	22.903	22.723	2'01.437	204,1	12:57'13.358
6	39.968	36.080	22.812	22.738	2'01.598	200,3	12:59'14.956
7	40.012	36.340	22.888	22.756	2'01.996	198,5	13:01'16.952
8	39.759	36.245	22.852	22.970	2'01.826	198,8	13:03'18.778
9	40.079	36.216	22.843	23.085	2'02.223	197,7	13:05'21.001
10	39.939	36.108	23.040	22.867	2'01.954	196,3	13:07'22.955
11	39.885	36.176	23.039	22.921	2'02.021	198,1	13:09'24.976
Race Time 22'22.092							
32° 58 T. FINOCCHIARO (2'00.687)							
Lap	Seg.1	Seg.2	Seg.3	Seg.4	Lap Time	km/h	Local Time
1		36.494	23.104	22.396	2'06.963		12:49'09.847
2	39.803	35.792	23.040	22.573	2'01.208	211,2	12:51'11.055
3	39.565	35.953	22.706	22.463	2'00.687	204,5	12:53'11.742
4	40.499	36.384	22.923	22.933	2'02.739	203,3	12:55'14.481
5	39.913	36.384	22.901	22.872	2'02.070	198,1	12:57'16.551
6	40.470	36.571	22.886	23.027	2'02.954	197,0	12:59'19.505
7	40.513	36.545	22.842	23.005	2'02.905	195,6	13:01'22.410
8	40.272	36.369	22.951	23.450	2'03.042	196,3	13:03'25.452
9	40.290	36.388	23.174	22.546	2'02.398	194,2	13:05'27.850
10	40.396	36.446	22.790	22.641	2'02.273	195,2	13:07'30.123
11	40.136	36.295	23.126	22.997	2'02.554	195,9	13:09'32.677
Race Time 22'29.793							
33° 28 D. KOOPMAN (2'01.266)							
Lap	Seg.1	Seg.2	Seg.3	Seg.4	Lap Time	km/h	Local Time
1			37.216	23.496	22.435	2'07.566	12:49'10.450
2	41.521	36.591	23.092	22.740	2'03.944	212,1	12:51'14.394
3	39.876	35.977	23.081	22.332	2'01.266	197,4	12:53'15.660
4	40.038	36.189	22.560	22.801	2'01.588	206,4	12:55'17.248
5	40.033	36.568	22.981	22.733	2'02.315	197,7	12:57'19.563
6	40.114	36.227	22.932	22.725	2'01.998	197,0	12:59'21.561
7	39.982	36.164	22.903	22.552	2'01.601	197,7	13:01'23.162
8	39.691	36.419	23.070	23.182	2'02.362	198,1	13:03'25.524
9	40.330	36.161	23.039	22.813	2'02.343	195,9	13:05'27.867
10	40.169	36.434	22.775	22.801	2'02.179	198,1	13:07'30.046
11	40.377	36.383	23.129	22.748	2'02.637	193,8	13:09'32.683
Race Time 22'29.799							
34° 5 R. VOS (2'02.155)							
Lap	Seg.1	Seg.2	Seg.3	Seg.4	Lap Time	km/h	Local Time
1			36.656	23.477	22.635	2'07.420	12:49'10.304
2	40.025	36.141	22.989	23.000	2'02.155	203,7	12:51'12.459
3	40.504	36.314	23.067	22.872	2'02.757	203,3	12:53'15.216
4	40.551	36.379	22.802	22.799	2'02.531	198,8	12:55'17.747
5	41.211	36.422	23.199	23.037	2'03.869	204,8	12:57'21.616
6	40.333	36.406	23.173	23.016	2'02.928	198,5	12:59'24.544
7	40.285	36.521	22.954	22.998	2'02.758	197,7	13:01'27.302
8	40.270	36.272	23.189	23.250	2'02.981	199,2	13:03'30.283
9	40.280	36.376	23.264	23.211	2'03.131	197,4	13:05'33.414
10	40.894	36.551	23.119	23.308	2'03.872	196,3	13:07'37.286
11	41.182	36.212	25.188	23.634	2'06.216	194,2	13:09'43.502
Race Time 22'40.618							
35° 10 P. FRAGOSO (2'03.856)							
Lap	Seg.1	Seg.2	Seg.3	Seg.4	Lap Time	km/h	Local Time
1			37.749	23.935	23.435	2'10.101	12:49'12.985
2	41.012	36.735	23.563	22.546	2'03.856	202,5	12:51'16.841
3	40.450	37.739	23.348	23.483	2'05.020	204,8	12:53'21.861
4	40.850	36.881	23.242	23.225	2'04.198	198,5	12:55'26.059
5	41.227	36.825	24.476	22.958	2'05.486	197,4	12:57'31.545
6	40.765	36.680	23.693	23.305	2'04.443	196,3	12:59'35.988
7	41.020	36.479	23.484	23.325	2'04.308	199,6	13:01'40.296
8	40.632	36.572	23.668	23.147	2'04.019	199,2	13:03'44.315
9	41.110	36.597	23.420	23.311	2'04.438	195,2	13:05'48.753
10	41.925	36.710	23.451	23.451	2'05.537	196,7	13:07'54.290
11	41.053	37.092	23.747	23.842	2'05.734	195,2	13:10'00.024
Race Time 22'57.140							
RET 69 M. HERRERA (1'57.141)							
Lap	Seg.1	Seg.2	Seg.3	Seg.4	Lap Time	km/h	Local Time
1			34.927	22.663	22.015	1'59.784	12:49'02.668
2	38.818	35.147	22.054	21.916	1'57.935	208,4	12:51'00.603
3	38.770	34.632	22.162	21.913	1'57.477	206,4	12:52'58.080
4	38.164	34.706	22.152	22.119	1'57.141	207,2	12:54'55.221
5	38.896	34.688	22.176	21.963	1'57.723	204,1	12:56'52.944
6	38.836	34.769	22.340	22.207	1'58.152	204,5	12:58'51.096
7	38.691	34.818	22.057	22.243	1'57.809	210,0	13:00'48.905
8	39.092	34.806	22.688	21.800	1'58.386	203,7	13:02'47.291
9	38.646	34.706	22.252	21.867	1'57.471	199,6	13:04'44.762
10	39.029	39.854	27.755	35.724	2'22.362P	200,3	13:07'07.124
Race Time 20'04.240							
RET 19 L. BERNARDI (1'57.689)							
Lap	Seg.1	Seg.2	Seg.3	Seg.4	Lap Time	km/h	Local Time
1			35.405	22.412	22.051	2'01.977	12:49'04.861
2	39.160	34.938	22.149	22.011	1'58.258	208,4	12:51'03.119
3	38.675	34.912	22.178	22.200	1'57.965	206,4	12:53'01.084
4	38.678	34.864	22.160	21.987	1'57.689	215,0	12:54'58.773
5	38.388	34.912	22.290	22.232	1'57.822	205,6	12:56'56.595
6	38.677	35.278	22.149	22.247	1'58.351	209,2	12:58'54.946
7	38.748	35.277	22.463	22.264	1'58.752	207,6	13:00'53.698

16/09/2018 P = Pits In/Out - C = Lap Time Cancelled

These data/results cannot be reproduced, stored and/or transmitted in whole or in part by any manner of electronic, mechanical, photocopying, recording, broadcasting or otherwise now known or herein after developed without the previous express consent by the copyright owner, except for reproduction in daily press and regular printed publications on sale to the public within 60 days of the event related to those data/results and always provided that copyright symbol appears together as follows below.

© DORNA WSBK ORGANIZATION Srl 2018



Official Fuel Supplier

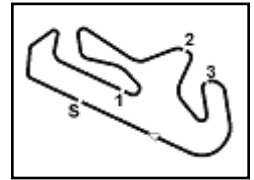


FKR PERGOIA TIMING

Official Tyre Supplier



Official Timekeeper



NOLAN Portuguese Round, 14 - 16 September 2018

World Supersport 300 - Chronological Analysis Race

Start at 12:47'02.884

8	38.995	34.937	22.510	22.057	1'58.499	204,8	13:02'52.197
9	38.891	35.140	22.794	22.088	1'58.913	209,2	13:04'51.110
Race Time 17'48.226							

RET 22 N. KALININ (1'58.009)							
Lap	Seg.1	Seg.2	Seg.3	Seg.4	Lap Time	km/h	Local Time
1		35.227	22.457	22.163	2'01.638		12:49'04.522
2	38.600	34.901	23.358	21.777	1'58.636	215,0	12:51'03.158
3	38.914	35.214	22.232	21.998	1'58.358	217,2	12:53'01.516
4	38.483	35.355	22.522	22.010	1'58.370	218,0	12:54'59.886
5	38.881	34.905	22.363	21.860	1'58.009	212,9	12:56'57.895
6	38.902	35.229	22.147	21.817	1'58.095	212,9	12:58'55.990
7	39.020	35.459	22.527	21.795	1'58.801	205,2	13:00'54.791
8	38.868	35.370	22.394	22.032	1'58.664	215,4	13:02'53.455
9	38.918	35.386	22.304	21.980	1'58.588	214,2	13:04'52.043
Race Time 17'49.159							

RET 55 G. HENDRA PRATAMA (1'57.997)							
Lap	Seg.1	Seg.2	Seg.3	Seg.4	Lap Time	km/h	Local Time
1		35.008	22.552	21.730	1'59.985		12:49'02.869
2	39.109	35.030	22.331	21.527	1'57.997	206,4	12:51'00.866
3	39.050	35.033	22.503	21.652	1'58.238	205,6	12:52'59.104
4	38.831	35.143	22.624	21.928	1'58.526	204,1	12:54'57.630
5	39.042	34.672	22.683	22.173	1'58.570	205,6	12:56'56.200
6	39.187	35.382	22.487	21.878	1'58.934	205,6	12:58'55.134
7	39.032	35.323	22.735	21.745	1'58.835	206,8	13:00'53.969
8	39.298	35.220	22.330	22.148	1'58.996	206,8	13:02'52.965
9			24.209	53.879	3'56.037P	206,8	13:06'49.002
Race Time 19'46.118							

RET 15 G. VAN STRAALLEN (2'25.761)							
Lap	Seg.1	Seg.2	Seg.3	Seg.4	Lap Time	km/h	Local Time
1		35.575	23.096	21.858	2'02.788		12:49'05.672
2	1'04.912	35.922	22.553	22.374	2'25.761	214,6	12:51'31.433
3	40.064	36.039	22.835	29.071	2'08.009P	195,6	12:53'39.442
Race Time 6'36.558							

16/09/2018 P = Pits In/Out - C = Lap Time Cancelled

These data/results cannot be reproduced, stored and/or transmitted in whole or in part by any manner of electronic, mechanical, photocopying, recording, broadcasting or otherwise now known or herein after developed without the previous express consent by the copyright owner, except for reproduction in daily press and regular printed publications on sale to the public within 60 days of the event related to those data/results and always provided that copyright symbol appears together as follows below.

© DORNA WSBK ORGANIZATION Srl 2018

