

NOLAN Portuguese Round, 14 - 16 September 2018

World Supersport 300 - Biographical Entry List

Portimao 4.592 m

No.	Rider (Abbreviation)	Nat	Bike	Wins	Podiums	Pole	Races	Tyres
Age	Date of Birth	Place of Birth	Team	2018	2018	2018	2018	
1	2 CARRASCO Ana (Car)	ESP	Kawasaki Ninja 400 DS Junior Team	3	3	2	15	Pirelli
	21 10/03/1997	Murcia		2	2	2	6	
2	5 VOS Ryan (Vos)	NED	KTM RC 390 R KTM Fortron Racing Team				6	Pirelli
	18 02/03/2000	Oss					6	
3	6 SCHOTMAN Robert (Sch)	NED	Kawasaki Ninja 400 Motoport Kawasaki		2		12	Pirelli
	19 03/12/1998	Dordrecht					3	
4	7 SETTIMO Nicola (Set)	ITA	Honda CBR500R Scuderia Maranga Racing				14	Pirelli
	17 01/11/2000	Camposampietro					6	
5	8 PEREZ Mika (Per)	ESP	Kawasaki Ninja 400 Kawasaki ParkinGO Team	2	5	4	14	Pirelli
	18 05/10/1999	Altea			2	2	5	
6*	10 FRAGOSO Pedro (Fra)	POR	KTM RC 390 R Miguel Oliveira Racing Team					Pirelli
	15 02/10/2002	Vila Nova de Santo André						
7	12 RUSMIPUTRO Ali Adriansyah (Rus)	INA	Yamaha YZF-R3 Pertamina Almeria BCD by MS Racing				15	Pirelli
	24 29/09/1993	Jakarta					6	
8	13 IOZZO Dino (Ioz)	RSA	Honda CBR500R Racedays				6	Pirelli
	17 16/04/2001	Johannesburg					6	
9	14 DE LA VEGA Enzo (DeL)	FRA	Kawasaki Ninja 400 GP Project Team				15	Pirelli
	19 27/08/1999	Cagnes Sur-Mer					6	
10	15 VAN STRAALEN Glenn (vSt)	NED	KTM RC 390 R KTM Fortron Racing Team		2		7	Pirelli
	17 30/09/2000	Hoogkarspel			1		6	
11	19 BERNARDI Luca (Ber)	ITA	Yamaha YZF-R3 Team Trasimeno				8	Pirelli
	17 29/08/2001	San Marino					6	
12	20 LOUREIRO Dorren (Lou)	RSA	Kawasaki Ninja 400 DS Junior Team		1		15	Pirelli
	19 21/06/1999	Johannesburg			1		6	
13	21 SANCHEZ Borja (San)	ESP	Kawasaki Ninja 400 ETG Racing		3	1	15	Pirelli
	18 21/01/2000	La Coruña			3		6	
14	22 KALININ Nick (KaN)	UKR	Kawasaki Ninja 400 GP Project Team		1		14	Pirelli
	19 22/02/1999	Odessa					5	
15	27 ROVELLI Filippo (Rov)	ITA	Kawasaki Ninja 400 Kawasaki ParkinGO Team				15	Pirelli
	17 02/02/2001	Gallarate					6	
16	28 KOOPMAN Dennis (Koo)	NED	Yamaha YZF-R3 GRT Yamaha WorldSSP300 Team				6	Pirelli
	21 16/04/1997	Zwolle					6	
17	30 BLIN Daniel (Bli)	POL	Yamaha YZF-R3 Team Toth - Yart				5	Pirelli
	16 11/10/2001	Torun					4	
18	33 VALLE Daniel (Val)	ESP	Yamaha YZF-R3 BCD Yamaha MS Racing		1		15	Pirelli
	18 29/09/1999	Madrid					6	
19	34 MAHAFFY Jack Micheal (Mah)	AUS	Yamaha YZF-R3 TERRA E MOTO					Pirelli
	17 09/06/2001	Melbourne						
20	41 JÄHNIG Jan-Ole (Jäh)	GER	KTM RC 390 R Freudenberg KTM Junior Team				7	Pirelli
	17 09/03/2001	Altenburg					6	
21	43 GRUNWALD Luca (Gru)	GER	KTM RC 390 R Freudenberg KTM WorldSSP Team	1	1		6	Pirelli
	23 10/11/1994	Muhldorf Am Inn		1	1		6	
22	44 LOCHOFF Samuel Aaron (Loc)	RSA	Yamaha YZF-R3 Samurai Racing				7	Pirelli
	16 07/05/2002	Cape Town					6	
23**	47 HERNANDEZ MOYANO Ferran (HeM)	ESP	Kawasaki Ninja 400 Kawasaki PALMETO PL Racing					Pirelli
	16 03/12/2001	Barcelona						
24**	52 ERILL Guillem (Eri)	ESP	Kawasaki Ninja 400 DEZA-Cordaba-Patrimonio de la Humanidad					Pirelli
	17 12/09/2001	Barcelona						
25	54 FULIGNI Filippo (Ful)	ITA	Yamaha YZF-R3 GRT Yamaha WorldSSP300 Team				6	Pirelli
	19 11/01/1999	Bologna					6	
26	55 HENDRA PRATAMA Galang (Hen)	INA	Yamaha YZF-R3 BIBLION YAMAHA MOTOXRACING	2	2	2	8	Pirelli
	19 10/03/1999	Yogyakarta		1	1	2	6	
27	58 FINOCCHIARO Trystan (Fin)	GBR	Honda CBR500R Scuderia Maranga Racing				10	Pirelli
	19 27/10/1998	Leicester					6	
28	61 SOFUOGLU Bahattin (Sof)	TUR	Yamaha YZF-R3 Team Trasimeno					Pirelli
	15 19/08/2003	Adapazari						
29	64 DE CANCELLIS Hugo (DeC)	FRA	Yamaha YZF-R3 Team Toth - Yart				5	Pirelli
	17 05/09/2001	Avignon					5	
30	69 HERRERA Maria (Her)	ESP	Yamaha YZF-R3 BCD Yamaha MS Racing				6	Pirelli
	22 26/08/1996	Toledo					6	
31	71 EDWARDS Tom (Edw)	AUS	Kawasaki Ninja 400 Nutec - Benjan - Kawasaki				7	Pirelli
	17 09/07/2001	Wellington					6	
32	72 STEEMAN Victor (Ste)	NED	KTM RC 390 R KTM Fortron Junior Team					Pirelli
	18 15/06/2000	Zevenaar						
33	78 FORAY Joseph (For)	FRA	Kawasaki Ninja 400 ETG Racing				6	Pirelli
	20 26/06/1998	Le Chesnay					6	
34	79 ALONSO Tomas (Alo)	POR	Yamaha YZF-R3 Samurai Racing				6	Pirelli
	16 07/09/2002	Loures					6	
35	81 GONZALEZ Manuel (Gon)	ESP	Yamaha YZF-R3 Pertamina Almeria BCD Junior Team by MS			1	7	Pirelli
	16 04/08/2002	Madrid			1		6	
36**	87 BÖRNER Alex (Bör)	GER	Kawasaki Ninja 400 DEZA-Cordaba-Patrimonio de la Humanidad					Pirelli
	18 13/03/2000	Barcelona						
37	93 KHAN Walid (Kha)	NED	Kawasaki Ninja 400 Nutec - Benjan - Kawasaki		1		6	Pirelli
	18 13/12/1999	Assen			1		6	
38	95 DEROUÉ Scott (Der)	NED	Kawasaki Ninja 400 Motoport Kawasaki	2	6	1	15	Pirelli
	22 23/12/1995	Nijkerkerveen			2		6	
39	97 KAPPLER Maximilian (Kap)	GER	KTM RC 390 R Freudenberg KTM WorldSSP Team				7	Pirelli
	20 01/10/1997	Lichtenstein					6	
40	99 GRASSIA Paolo (Gra)	ITA	Yamaha YZF-R3 BIBLION YAMAHA MOTOXRACING				11	Pirelli
	18 10/11/1999	S. Maria Capua Vetere					5	

14/09/2018

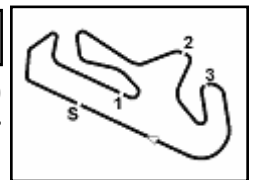
* = Wild Card

** = One Event

These data/results cannot be reproduced, stored and/or transmitted in whole or in part by any manner of electronic, mechanical, photocopying, recording, broadcasting or otherwise now known or herein after developed without the previous express consent by the copyright owner, except for reproduction in daily press and regular printed publications on sale to the public within 60 days of the event related to those data/results and always provided that copyright symbol appears together as follows below.

© DORNA WSBK ORGANIZATION Srl 2018





NOLAN Portuguese Round, 14 - 16 September 2018

World Supersport 300 - Results Free Practice 1st Session

Portimao 4.592 m
1 / 2

No.	Rider	Nat	Team	Bike	Time	Gap	Rel.	Laps	Speed	
									Avg	Max
1	81 M. GONZALEZ	ESP	Pertamina Almeria BCD Junior Team by MS	Yamaha YZF-R3	1'57.246			9	140,996	207,2
2	95 S. DEROUÉ	NED	Motoport Kawasaki	Kawasaki Ninja 400	1'57.685	0.439	0.439	13	140,470	212,1
3	2 A. CARRASCO	ESP	DS Junior Team	Kawasaki Ninja 400	1'57.969	0.723	0.284	11	140,132	206,4
4	69 M. HERRERA	ESP	BCD Yamaha MS Racing	Yamaha YZF-R3	1'57.970	0.724	0.001	12	140,131	206,8
5	21 B. SANCHEZ	ESP	ETG Racing	Kawasaki Ninja 400	1'58.100	0.854	0.130	13	139,976	210,4
6	71 T. EDWARDS	AUS	Nutec - Benjan - Kawasaki	Kawasaki Ninja 400	1'58.104	0.858	0.004	10	139,972	208,4
7	33 D. VALLE	ESP	BCD Yamaha MS Racing	Yamaha YZF-R3	1'58.203	0.957	0.099	11	139,854	204,5
8	6 R. SCHOTMAN	NED	Motoport Kawasaki	Kawasaki Ninja 400	1'58.324	1.078	0.121	11	139,711	197,0
9	93 W. KHAN	NED	Nutec - Benjan - Kawasaki	Kawasaki Ninja 400	1'58.447	1.201	0.123	10	139,566	212,1
10	8 M. PEREZ	ESP	Kawasaki ParkinGO Team	Kawasaki Ninja 400	1'58.490	1.244	0.043	13	139,516	211,6
11	43 L. GRUNWALD	GER	Freudenberg KTM WorldSSP Team	KTM RC 390 R	1'58.657	1.411	0.167	11	139,319	205,6
12	20 D. LOUREIRO	RSA	DS Junior Team	Kawasaki Ninja 400	1'58.702	1.456	0.045	11	139,266	200,3
13	41 J. JÄHNIG	GER	Freudenberg KTM Junior Team	KTM RC 390 R	1'58.718	1.472	0.016	11	139,248	205,2
14	47 F. HERNANDEZ MOYANO	ESP	Kawasaki PALMETO PL Racing	Kawasaki Ninja 400	1'58.888	1.642	0.170	13	139,049	205,6
15	12 A. RUSMIPUTRO	INA	Pertamina Almeria BCD by MS Racing	Yamaha YZF-R3	1'58.972	1.726	0.084	12	138,950	206,0
16	15 G. VAN STRAALLEN	NED	KTM Fortron Racing Team	KTM RC 390 R	1'59.068	1.822	0.096	13	138,838	209,6
17	55 G. HENDRA PRATAMA	INA	BIBLION YAMAHA MOTOXRACING	Yamaha YZF-R3	1'59.250	2.004	0.182	12	138,626	203,3
18	14 E. DE LA VEGA	FRA	GP Project Team	Kawasaki Ninja 400	1'59.279	2.033	0.029	13	138,593	209,2
19	72 V. STEEMAN	NED	KTM Fortron Junior Team	KTM RC 390 R	1'59.313	2.067	0.034	12	138,553	204,8
20	97 M. KAPPLER	GER	Freudenberg KTM WorldSSP Team	KTM RC 390 R	1'59.326	2.080	0.013	11	138,538	204,8
21	79 T. ALONSO	POR	Samurai Racing	Yamaha YZF-R3	1'59.528	2.282	0.202	12	138,304	206,4
22	22 N. KALININ	UKR	GP Project Team	Kawasaki Ninja 400	1'59.696	2.450	0.168	6	138,110	208,8
23	87 A. BÖRNER	GER	DEZA-Cordaba-Patrimonio de la Humanidad	Kawasaki Ninja 400	1'59.825	2.579	0.129	8	137,961	208,8
24	99 P. GRASSIA	ITA	BIBLION YAMAHA MOTOXRACING	Yamaha YZF-R3	1'59.880	2.634	0.055	13	137,898	199,9
25	64 H. DE CANCELLIS	FRA	Team Toth - Yart	Yamaha YZF-R3	1'59.982	2.736	0.102	13	137,781	208,4
26	27 F. ROVELLI	ITA	Kawasaki ParkinGO Team	Kawasaki Ninja 400	2'00.149	2.903	0.167	8	137,589	200,7
27	52 G. ERILL	ESP	DEZA-Cordaba-Patrimonio de la Humanidad	Kawasaki Ninja 400	2'00.261	3.015	0.112	13	137,461	204,8
28	61 B. SOFUOGLU	TUR	Team Trasimeno	Yamaha YZF-R3	2'00.337	3.091	0.076	13	137,374	196,3
29	19 L. BERNARDI	ITA	Team Trasimeno	Yamaha YZF-R3	2'00.398	3.152	0.061	14	137,305	201,4
30	54 F. FULIGNI	ITA	GRT Yamaha WorldSSP300 Team	Yamaha YZF-R3	2'00.523	3.277	0.125	13	137,162	198,1
31	30 D. BLIN	POL	Team Toth - Yart	Yamaha YZF-R3	2'00.623	3.377	0.100	13	137,048	201,4
32	44 S. LOCHOFF	RSA	Samurai Racing	Yamaha YZF-R3	2'00.726	3.480	0.103	13	136,932	207,6
33	13 D. IOZZO	RSA	Racedays	Honda CBR500R	2'01.191	3.945	0.465	10	136,406	198,8
34	34 J. MAHAFFY	AUS	TERRA E MOTO	Yamaha YZF-R3	2'01.305	4.059	0.114	11	136,278	204,1
35	28 D. KOOPMAN	NED	GRT Yamaha WorldSSP300 Team	Yamaha YZF-R3	2'01.370	4.124	0.065	12	136,205	193,2
36	78 J. FORAY	FRA	ETG Racing	Kawasaki Ninja 400	2'01.553	4.307	0.183	12	136,000	206,0
37	7 N. SETTIMO	ITA	Scuderia Maranga Racing	Honda CBR500R	2'02.150	4.904	0.597	13	135,335	199,6
38	58 T. FINOCCHIARO	GBR	Scuderia Maranga Racing	Honda CBR500R	2'02.650	5.404	0.500	9	134,784	198,1
39	10 P. FRAGOSO	POR	Miguel Oliveira Racing Team	KTM RC 390 R	2'03.632	6.386	0.982	10	133,713	203,3
40	5 R. VOS	NED	KTM Fortron Racing Team	KTM RC 390 R	2'03.959	6.713	0.327	12	133,360	202,9

Qualifying Lap Time (107% of 1'57.246): 2'05.454

AIR	Humidity:	37%	Temp:	30°C
TRACK	Condition:	Dry	Temp:	36°C

Records	Pole (SP2)	2017 A.Coppola	2'00.128	137,610	Km/h
	Race (RC)	2017 M.Perez	1'58.675	139,300	Km/h
	Circuit (RC)	2017 M.Perez	1'58.675	139,300	Km/h

Start 14/09/2018 11:45 End 12:17 The results are provisional until the end of the time limit for protests and appeals and the completion of the technical checks.

These data/results cannot be reproduced, stored and/or transmitted in whole or in part by any manner of electronic, mechanical, photocopying, recording, broadcasting or otherwise now known or herein after developed without the previous express consent by the copyright owner, except for reproduction in daily press and regular printed publications on sale to the public within 60 days of the event related to those data/results and always provided that copyright symbol appears together as follows below.

© DORNA WSBK ORGANIZATION Srl 2018



Official Fuel Supplier

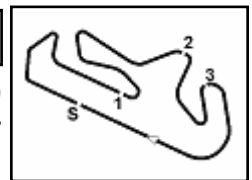


PIRELLI

Official Tyre Supplier



Official Timekeeper



NOLAN Portuguese Round, 14 - 16 September 2018

World Supersport 300 - Results Free Practice 1st Session

Session Highlights

Local Time	No. Rider	Description
11.45.00		Start
11.48.11	71 T. EDWARDS	Check Transponder
11.48.39	81 M. GONZALEZ	Check Transponder
11.49.38	6 R. SCHOTMAN	Check Transponder
11.50.12	27 F. ROVELLI	Technical Problem - Turn 11
11.52.34	44 S. LOCHOFF	Current Lap Cancelled - Exceeded Track Limits - Turn 1
11.52.52	21 B. SANCHEZ	Current Lap Cancelled - Exceeded Track Limits - Turn 1
11.54.05	41 J. JÄHNIG	Lap Cancelled (2'11.014) - Exceeded Track Limits - Turn 15
11.54.10	97 M. KAPPLER	Lap Cancelled (2'00.067) - Exceeded Track Limits - Turn 15
11.58.35	97 M. KAPPLER	Current Lap Cancelled - Exceeded Track Limits - Turn 4
12.00.58	30 D. BLIN	Current Lap Cancelled - Exceeded Track Limits - Turn 1
12.01.03	21 B. SANCHEZ	Current Lap Cancelled - Exceeded Track Limits - Turn 1
12.01.09	55 G. HENDRA PRATAMA	Current Lap Cancelled - Exceeded Track Limits - Turn 14
12.02.35	44 S. LOCHOFF	Current Lap Cancelled - Exceeded Track Limits - Turn 4
12.02.46	52 G. ERILL	Current Lap Cancelled - Exceeded Track Limits - Turn 3
12.04.15	30 D. BLIN	Current Lap Cancelled - Exceeded Track Limits - Turn 1
12.04.20	21 B. SANCHEZ	Current Lap Cancelled - Exceeded Track Limits - Turn 1
12.05.20	78 J. FORAY	Technical Problem - Turn 11
12.05.34	78 J. FORAY	Re-joined
12.06.24	30 D. BLIN	Current Lap Cancelled - Exceeded Track Limits - Turn 1
12.10.16	87 A. BÖRNER	Technical Problem - Turn 7
12.11.25	10 P. FRAGOSO	Current Lap Cancelled - Exceeded Track Limits - Turn 4
12.11.40	44 S. LOCHOFF	Current Lap Cancelled - Exceeded Track Limits - Turn 4
12.17.09		End Of Session

Fastest Laps Sequence

No.	Rider	Nat	Team	Bike	Local Time	Time	Gap	Avg
71	T. EDWARDS	AUS	Nutec - Benjan - Kawasaki	Kawasaki Ninja 400	11:49'06.287	2'00.074		137,675
43	L. GRUNWALD	GER	Freudenberg KTM WorldSSP Team	KTM RC 390 R	11:49'27.999	1'59.315	-0.759	138,551
95	S. DEROUE	NED	Motoport Kawasaki	Kawasaki Ninja 400	11:49'29.938	1'59.198	-0.117	138,687
8	M. PEREZ	ESP	Kawasaki ParkinGO Team	Kawasaki Ninja 400	11:51'07.181	1'59.018	-0.180	138,897
6	R. SCHOTMAN	NED	Motoport Kawasaki	Kawasaki Ninja 400	11:51'15.057	1'59.005	-0.013	138,912
43	L. GRUNWALD	GER	Freudenberg KTM WorldSSP Team	KTM RC 390 R	11:51'26.656	1'58.657	-0.348	139,319
71	T. EDWARDS	AUS	Nutec - Benjan - Kawasaki	Kawasaki Ninja 400	11:53'13.983	1'58.198	-0.459	139,860
95	S. DEROUE	NED	Motoport Kawasaki	Kawasaki Ninja 400	11:53'26.942	1'57.827	-0.371	140,301
95	S. DEROUE	NED	Motoport Kawasaki	Kawasaki Ninja 400	11:55'24.637	1'57.695	-0.132	140,458
81	M. GONZALEZ	ESP	Pertamina Almeria BCD Junior Team by MS	Yamaha YZF-R3	12:11'23.390	1'57.246	-0.449	140,996

14/09/2018 Start 11:45 End 12:17 The results are provisional until the end of the time limit for protests and appeals and the completion of the technical checks.

These data/results cannot be reproduced, stored and/or transmitted in whole or in part by any manner of electronic, mechanical, photocopying, recording, broadcasting or otherwise now known or herein after developed without the previous express consent by the copyright owner, except for reproduction in daily press and regular printed publications on sale to the public within 60 days of the event related to those data/results and always provided that copyright symbol appears together as follows below.

© DORNA WSBK ORGANIZATION Srl 2018



Official Fuel Supplier

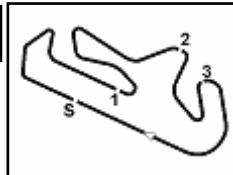


PIRELLI

Official Tyre Supplier



Official Timekeeper



NOLAN Portuguese Round, 14 - 16 September 2018

World Supersport 300 - Best Sectors & Speed Free Practice 1st Session

BEST LAP		
1	81 M. GONZALEZ	Yamaha YZF-R3 1'57.246
2	95 S. DEROUE	Kawasaki Ninja 400 1'57.685
3	2 A. CARRASCO	Kawasaki Ninja 400 1'57.969
4	69 M. HERRERA	Yamaha YZF-R3 1'57.970
5	21 B. SANCHEZ	Kawasaki Ninja 400 1'58.100
6	71 T. EDWARDS	Kawasaki Ninja 400 1'58.104
7	33 D. VALLE	Yamaha YZF-R3 1'58.203
8	6 R. SCHOTMAN	Kawasaki Ninja 400 1'58.324
9	93 W. KHAN	Kawasaki Ninja 400 1'58.447
10	8 M. PEREZ	Kawasaki Ninja 400 1'58.490
11	43 L. GRUNWALD	KTM RC 390 R 1'58.657
12	20 D. LOUREIRO	Kawasaki Ninja 400 1'58.702
13	41 J. JÄHNIG	KTM RC 390 R 1'58.718
14	47 F. HERNANDEZ MOYANO	Kawasaki Ninja 400 1'58.888
15	12 A. RUSMIPUTRO	Yamaha YZF-R3 1'58.972
16	15 G. VAN STRAALEN	KTM RC 390 R 1'59.068
17	55 G. HENDRA PRATAMA	Yamaha YZF-R3 1'59.250
18	14 E. DE LA VEGA	Kawasaki Ninja 400 1'59.279
19	72 V. STEEMAN	KTM RC 390 R 1'59.313
20	97 M. KAPPLER	KTM RC 390 R 1'59.326
21	79 T. ALONSO	Yamaha YZF-R3 1'59.528
22	22 N. KALININ	Kawasaki Ninja 400 1'59.696
23	87 A. BÖRNER	Kawasaki Ninja 400 1'59.825
24	99 P. GRASSIA	Yamaha YZF-R3 1'59.880
25	64 H. DE CANCELLIS	Yamaha YZF-R3 1'59.982
26	27 F. ROVELLI	Kawasaki Ninja 400 2'00.149
27	52 G. ERILL	Kawasaki Ninja 400 2'00.261
28	61 B. SOFUOGLU	Yamaha YZF-R3 2'00.337
29	19 L. BERNARDI	Yamaha YZF-R3 2'00.398
30	54 F. FULIGNI	Yamaha YZF-R3 2'00.523
31	30 D. BLIN	Yamaha YZF-R3 2'00.623
32	44 S. LOCHOFF	Yamaha YZF-R3 2'00.726
33	13 D. IOZZO	Honda CBR500R 2'01.191
34	34 J. MAHAFFY	Yamaha YZF-R3 2'01.305
35	28 D. KOOPMAN	Yamaha YZF-R3 2'01.370
36	78 J. FORAY	Kawasaki Ninja 400 2'01.553
37	7 N. SETTIMO	Honda CBR500R 2'02.150
38	58 T. FINOCCHIARO	Honda CBR500R 2'02.650
39	10 P. FRAGOSO	KTM RC 390 R 2'03.632
40	5 R. VOS	KTM RC 390 R 2'03.959

SPEED		
1	93 W. KHAN	Kawasaki Ninja 400 212.1
2	95 S. DEROUE	Kawasaki Ninja 400 212.1
3	8 M. PEREZ	Kawasaki Ninja 400 211.6
4	21 B. SANCHEZ	Kawasaki Ninja 400 210.4
5	15 G. VAN STRAALEN	KTM RC 390 R 209.6
6	14 E. DE LA VEGA	Kawasaki Ninja 400 209.2
7	87 A. BÖRNER	Kawasaki Ninja 400 208.8
8	22 N. KALININ	Kawasaki Ninja 400 208.8
9	71 T. EDWARDS	Kawasaki Ninja 400 208.4
10	64 H. DE CANCELLIS	Yamaha YZF-R3 208.4
11	44 S. LOCHOFF	Yamaha YZF-R3 207.6
12	81 M. GONZALEZ	Yamaha YZF-R3 207.2
13	69 M. HERRERA	Yamaha YZF-R3 206.8
14	79 T. ALONSO	Yamaha YZF-R3 206.4
15	2 A. CARRASCO	Kawasaki Ninja 400 206.4
16	78 J. FORAY	Kawasaki Ninja 400 206.0
17	12 A. RUSMIPUTRO	Yamaha YZF-R3 206.0
18	47 F. HERNANDEZ MOYANO	Kawasaki Ninja 400 205.6
19	43 L. GRUNWALD	KTM RC 390 R 205.6
20	41 J. JÄHNIG	KTM RC 390 R 205.2
21	72 V. STEEMAN	KTM RC 390 R 204.8
22	52 G. ERILL	Kawasaki Ninja 400 204.8
23	97 M. KAPPLER	KTM RC 390 R 204.8
24	33 D. VALLE	Yamaha YZF-R3 204.5
25	34 J. MAHAFFY	Yamaha YZF-R3 204.1
26	10 P. FRAGOSO	KTM RC 390 R 203.3
27	55 G. HENDRA PRATAMA	Yamaha YZF-R3 203.3
28	5 R. VOS	KTM RC 390 R 202.9
29	30 D. BLIN	Yamaha YZF-R3 201.4
30	19 L. BERNARDI	Yamaha YZF-R3 201.4
31	27 F. ROVELLI	Kawasaki Ninja 400 200.7
32	20 D. LOUREIRO	Kawasaki Ninja 400 200.3
33	99 P. GRASSIA	Yamaha YZF-R3 199.9
34	7 N. SETTIMO	Honda CBR500R 199.6
35	13 D. IOZZO	Honda CBR500R 198.8
36	54 F. FULIGNI	Yamaha YZF-R3 198.1
37	58 T. FINOCCHIARO	Honda CBR500R 198.1
38	6 R. SCHOTMAN	Kawasaki Ninja 400 197.0
39	61 B. SOFUOGLU	Yamaha YZF-R3 196.3
40	28 D. KOOPMAN	Yamaha YZF-R3 193.2

SEG. 1		
1	95 S. DEROUE	38.230
2	71 T. EDWARDS	38.327
3	81 M. GONZALEZ	38.392
4	21 B. SANCHEZ	38.466
5	2 A. CARRASCO	38.539
6	8 M. PEREZ	38.619
7	47 F. HERNANDEZ MOYAN	38.623
8	41 J. JÄHNIG	38.664
9	43 L. GRUNWALD	38.740
10	33 D. VALLE	38.714
11	6 R. SCHOTMAN	38.827
12	72 V. STEEMAN	38.841
13	69 M. HERRERA	38.859
14	14 E. DE LA VEGA	38.873
15	20 D. LOUREIRO	38.884
16	12 A. RUSMIPUTRO	38.929
17	22 N. KALININ	38.937
18	87 A. BÖRNER	38.942
19	55 G. HENDRA PRATAMA	38.950
20	97 M. KAPPLER	39.018
21	15 G. VAN STRAALEN	39.033
22	79 T. ALONSO	39.117
23	93 W. KHAN	39.157
24	30 D. BLIN	39.161
25	52 G. ERILL	39.225
26	64 H. DE CANCELLIS	39.231
27	99 P. GRASSIA	39.271
28	27 F. ROVELLI	39.322
29	19 L. BERNARDI	39.338
30	61 B. SOFUOGLU	39.372
31	54 F. FULIGNI	39.540
32	13 D. IOZZO	39.543
33	34 J. MAHAFFY	39.553
34	44 S. LOCHOFF	39.566
35	78 J. FORAY	39.815
36	28 D. KOOPMAN	39.855
37	58 T. FINOCCHIARO	40.032
38	7 N. SETTIMO	40.052
39	5 R. VOS	40.093
40	10 P. FRAGOSO	41.159

SEG. 2		
1	81 M. GONZALEZ	34.416
2	69 M. HERRERA	34.542
3	43 L. GRUNWALD	34.681
4	33 D. VALLE	34.696
5	95 S. DEROUE	34.710
6	71 T. EDWARDS	34.753
7	2 A. CARRASCO	34.765
8	93 W. KHAN	34.786
9	8 M. PEREZ	34.867
10	6 R. SCHOTMAN	34.871
11	12 A. RUSMIPUTRO	34.918
12	20 D. LOUREIRO	34.995
13	41 J. JÄHNIG	35.007
14	47 F. HERNANDEZ MOYAN	35.035
15	21 B. SANCHEZ	35.040
16	14 E. DE LA VEGA	35.060
17	55 G. HENDRA PRATAMA	35.119
18	15 G. VAN STRAALEN	35.135
19	97 M. KAPPLER	35.151
20	79 T. ALONSO	35.152
21	44 S. LOCHOFF	35.167
22	87 A. BÖRNER	35.282
23	72 V. STEEMAN	35.317
24	52 G. ERILL	35.347
25	27 F. ROVELLI	35.371
26	99 P. GRASSIA	35.374
27	22 N. KALININ	35.408
28	30 D. BLIN	35.433
29	64 H. DE CANCELLIS	35.498
30	13 D. IOZZO	35.639
31	19 L. BERNARDI	35.654
32	54 F. FULIGNI	35.702
33	61 B. SOFUOGLU	35.718
34	34 J. MAHAFFY	35.733
35	28 D. KOOPMAN	35.801
36	7 N. SETTIMO	36.076
37	10 P. FRAGOSO	36.082
38	78 J. FORAY	36.200
39	5 T. FINOCCHIARO	36.271
40	5 R. VOS	36.640

SEG. 3		
1	81 M. GONZALEZ	21.993
2	69 M. HERRERA	22.041
3	95 S. DEROUE	22.159
4	33 D. VALLE	22.186
5	6 R. SCHOTMAN	22.222
6	2 A. CARRASCO	22.245
7	71 T. EDWARDS	22.247
8	20 D. LOUREIRO	22.248
9	12 A. RUSMIPUTRO	22.277
10	8 M. PEREZ	22.286
11	55 G. HENDRA PRATAMA	22.307
12	21 B. SANCHEZ	22.310
13	47 F. HERNANDEZ MOYAN	22.335
14	61 B. SOFUOGLU	22.359
15	72 V. STEEMAN	22.367
16	14 E. DE LA VEGA	22.398
17	15 G. VAN STRAALEN	22.404
18	41 J. JÄHNIG	22.412
19	27 F. ROVELLI	22.417
20	64 H. DE CANCELLIS	22.418
21	99 P. GRASSIA	22.422
22	93 W. KHAN	22.431
23	43 L. GRUNWALD	22.439
24	13 D. IOZZO	22.453
25	97 M. KAPPLER	22.540
26	54 F. FULIGNI	22.555
27	19 L. BERNARDI	22.624
28	7 N. SETTIMO	22.630
29	87 A. BÖRNER	22.633
30	28 D. KOOPMAN	22.666
31	30 D. BLIN	22.681
32	79 T. ALONSO	22.701
33	22 N. KALININ	22.706
34	78 J. FORAY	22.754
35	52 G. ERILL	22.775
36	58 T. FINOCCHIARO	22.893
37	34 J. MAHAFFY	22.927
38	44 S. LOCHOFF	23.076
39	5 R. VOS	23.287
40	10 P. FRAGOSO	23.326

SEG. 4		
1	81 M. GONZALEZ	21.861
2	41 J. JÄHNIG	21.868
3	69 M. HERRERA	22.012
4	71 T. EDWARDS	22.014
5	93 W. KHAN	22.039
6	79 T. ALONSO	22.074
7	95 S. DEROUE	22.098
8	2 A. CARRASCO	22.099
9	21 B. SANCHEZ	22.131
10	43 L. GRUNWALD	22.154
11	72 V. STEEMAN	22.161
12	8 M. PEREZ	22.165
13	97 M. KAPPLER	22.205
14	15 G. VAN STRAALEN	22.210
15	6 R. SCHOTMAN	22.226
16	64 H. DE CANCELLIS	22.268
17	61 B. SOFUOGLU	22.269
18	52 G. ERILL	22.295
19	14 E. DE LA VEGA	22.310
20	55 G. HENDRA PRATAMA	22.317
21	20 D. LOUREIRO	22.357
22	12 A. RUSMIPUTRO	22.359
23	30 D. BLIN	22.389
24	27 F. ROVELLI	22.402
25	33 D. VALLE	22.413
26	22 N. KALININ	22.430
27	87 A. BÖRNER	22.451
28	13 D. IOZZO	22.463
29	44 S. LOCHOFF	22.477
30	99 P. GRASSIA	22.508
31	47 F. HERNANDEZ MOYAN	22.513
32	19 L. BERNARDI	22.517
33	78 J. FORAY	22.630
34	54 F. FULIGNI	22.635
35	10 P. FRAGOSO	22.665
36	34 J. MAHAFFY	22.719
37	7 N. SETTIMO	22.748
38	28 D. KOOPMAN	22.757
39	58 T. FINOCCHIARO	22.797
40	5 R. VOS	23.271

14/09/2018

These data/results cannot be reproduced, stored and/or transmitted in whole or in part by any manner of electronic, mechanical, photocopying, recording, broadcasting or otherwise now known or herein after developed without the previous express consent by the copyright owner, except for reproduction in daily press and regular printed publications on sale to the public within 60 days of the event related to those data/results and always provided that copyright symbol appears together as follows below.

© DORNA WSBK ORGANIZATION Srl 2018



Official Fuel Supplier

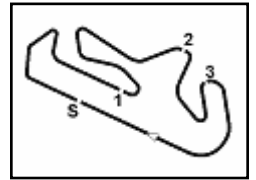


FICR PERUGIA TIMING

Official Tyre Supplier



Official Timekeeper



NOLAN Portuguese Round, 14 - 16 September 2018

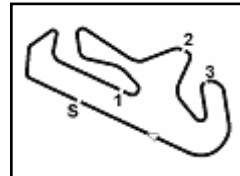
World Supersport 300 - Ideal Times Free Practice 1st Session

Portimao 4.592 m
1 / 2

No.	Rider	Nat	Bike	Seg. 1 Diff. 1	Seg. 2 Diff. 2	Seg. 3 Diff. 3	Seg. 4 Diff. 4	Ideal Time Best Lap	Pos.	Diff.
1	81 M. GONZALEZ	ESP	Yamaha YZF-R3	38.392	34.416	21.993 0.040	21.861 0.544	1'56.662 1'57.246	1	0.584
2	95 S. DEROUE	NED	Kawasaki Ninja 400	38.230	34.710 0.177	22.159 0.254	22.098 0.057	1'57.197 1'57.685	2	0.488
3	71 T. EDWARDS	AUS	Kawasaki Ninja 400	38.327	34.753	22.247 0.632	22.014 0.131	1'57.341 1'58.104	6	0.763
4	69 M. HERRERA	ESP	Yamaha YZF-R3	38.859	34.542	22.041 0.232	22.012 0.284	1'57.454 1'57.970	4	0.516
5	2 A. CARRASCO	ESP	Kawasaki Ninja 400	38.539	34.765	22.245 0.321	22.099	1'57.648 1'57.969	3	0.321
6	8 M. PEREZ	ESP	Kawasaki Ninja 400	38.619 0.413	34.867 0.047	22.286	22.165 0.093	1'57.937 1'58.490	10	0.553
7	21 B. SANCHEZ	ESP	Kawasaki Ninja 400	38.466	35.040	22.310	22.131 0.153	1'57.947 1'58.100	5	0.153
8	41 J. JÄHNIG	GER	KTM RC 390 R	38.664 0.019	35.007 0.090	22.412 0.152	21.868 0.506	1'57.951 1'58.718	13	0.767
9	43 L. GRUNWALD	GER	KTM RC 390 R	38.710 0.565	34.681 0.061	22.439 0.032	22.154 0.015	1'57.984 1'58.657	11	0.673
10	33 D. VALLE	ESP	Yamaha YZF-R3	38.744	34.696 0.016	22.186	22.413 0.148	1'58.039 1'58.203	7	0.164
11	6 R. SCHOTMAN	NED	Kawasaki Ninja 400	38.827	34.871	22.222 0.178	22.226	1'58.146 1'58.324	8	0.178
12	93 W. KHAN	NED	Kawasaki Ninja 400	39.157	34.786	22.431 0.034	22.039	1'58.413 1'58.447	9	0.034
13	12 A. RUSMIPUTRO	INA	Yamaha YZF-R3	38.929 0.307	34.918	22.277 0.081	22.359 0.101	1'58.483 1'58.972	15	0.489
14	20 D. LOUREIRO	RSA	Kawasaki Ninja 400	38.884 0.198	34.995 0.020	22.248	22.357	1'58.484 1'58.702	12	0.218
15	47 F. HERNANDEZ MOYANO	ESP	Kawasaki Ninja 400	38.623	35.035 0.370	22.335	22.513 0.012	1'58.506 1'58.888	14	0.382
16	14 E. DE LA VEGA	FRA	Kawasaki Ninja 400	38.873 0.476	35.060	22.398 0.087	22.310 0.075	1'58.641 1'59.279	18	0.638
17	72 V. STEEMAN	NED	KTM RC 390 R	38.841 0.510	35.317	22.367 0.080	22.161 0.037	1'58.686 1'59.313	19	0.627
18	55 G. HENDRA PRATAMA	INA	Yamaha YZF-R3	38.950 0.232	35.119 0.204	22.307 0.035	22.317 0.086	1'58.693 1'59.250	17	0.557
19	15 G. VAN STRAALEN	NED	KTM RC 390 R	39.033	35.135 0.090	22.404 0.111	22.210 0.085	1'58.782 1'59.068	16	0.286
20	97 M. KAPPLER	GER	KTM RC 390 R	39.018 0.076	35.151 0.005	22.540	22.205 0.331	1'58.914 1'59.326	20	0.412
21	79 T. ALONSO	POR	Yamaha YZF-R3	39.117 0.047	35.152	22.701 0.391	22.074 0.046	1'59.044 1'59.528	21	0.484
22	87 A. BÖRNER	GER	Kawasaki Ninja 400	38.942 0.497	35.282	22.633 0.020	22.451	1'59.308 1'59.825	23	0.517
23	64 H. DE CANCELLIS	FRA	Yamaha YZF-R3	39.231 0.014	35.498	22.418 0.195	22.268 0.358	1'59.415 1'59.982	25	0.567
24	22 N. KALININ	UKR	Kawasaki Ninja 400	38.937	35.408 0.197	22.706	22.430 0.018	1'59.481 1'59.696	22	0.215
25	27 F. ROVELLI	ITA	Kawasaki Ninja 400	39.322	35.371 0.162	22.417 0.332	22.402 0.143	1'59.512 2'00.149	26	0.637
26	99 P. GRASSIA	ITA	Yamaha YZF-R3	39.271	35.374 0.149	22.422	22.508 0.156	1'59.575 1'59.880	24	0.305
27	52 G. ERILL	ESP	Kawasaki Ninja 400	39.225	35.347 0.278	22.775	22.295 0.341	1'59.642 2'00.261	27	0.619
28	30 D. BLIN	POL	Yamaha YZF-R3	39.161 0.814	35.433	22.681 0.145	22.389	1'59.664 2'00.623	31	0.959
29	61 B. SOFUOGLU	TUR	Yamaha YZF-R3	39.372 0.338	35.718 0.157	22.359	22.269 0.124	1'59.718 2'00.337	28	0.619
30	13 D. IOZZO	RSA	Honda CBR500R	39.543 0.293	35.639 0.218	22.453 0.277	22.463 0.305	2'00.098 2'01.191	33	1.093
31	19 L. BERNARDI	ITA	Yamaha YZF-R3	39.338	35.654	22.624 0.083	22.517 0.182	2'00.133 2'00.398	29	0.265
32	44 S. LOCHOFF	RSA	Yamaha YZF-R3	39.566 0.198	35.167	23.076 0.242	22.477	2'00.286 2'00.726	32	0.440
33	54 F. FULIGNI	ITA	Yamaha YZF-R3	39.540 0.071	35.702	22.555	22.635 0.020	2'00.432 2'00.523	30	0.091

14/09/2018
These data/results cannot be reproduced, stored and/or transmitted in whole or in part by any manner of electronic, mechanical, photocopying, recording, broadcasting or otherwise now known or herein after developed without the previous express consent by the copyright owner, except for reproduction in daily press and regular printed publications on sale to the public within 60 days of the event related to those data/results and always provided that copyright symbol appears together as follows below.
© DORNA WSBK ORGANIZATION Srl 2018





NOLAN Portuguese Round, 14 - 16 September 2018

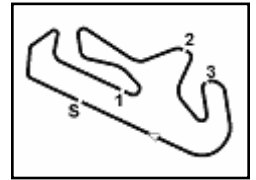
World Supersport 300 - Ideal Times Free Practice 1st Session

Portimao 4.592 m
2 / 2

No.	Rider	Nat	Bike	Seg. 1	Seg. 2	Seg. 3	Seg. 4	Ideal Time		
				Diff. 1	Diff. 2	Diff. 3	Diff. 4	Best Lap	Pos.	Diff.
34	34 J. MAHAFFY	AUS	Yamaha YZF-R3	39.553 0.091	35.733	22.927	22.719 0.282	2'00.932	34	0.373
35	28 D. KOOPMAN	NED	Yamaha YZF-R3	39.855	35.801 0.012	22.666	22.757 0.279	2'01.079	35	0.291
36	78 J. FORAY	FRA	Kawasaki Ninja 400	39.815 0.075	36.200	22.754 0.064	22.630 0.015	2'01.399	36	0.154
37	7 N. SETTIMO	ITA	Honda CBR500R	40.052 0.195	36.076 0.129	22.630	22.748 0.320	2'01.506	37	0.644
38	58 T. FINOCCHIARO	GBR	Honda CBR500R	40.032 0.608	36.271	22.893 0.049	22.797	2'01.993	38	0.657
39	10 P. FRAGOSO	POR	KTM RC 390 R	41.159	36.082	23.326	22.665 0.400	2'03.232	39	0.400
40	5 R. VOS	NED	KTM RC 390 R	40.093 0.372	36.640	23.287 0.100	23.271 0.196	2'03.291	40	0.668
Overall Ideal Time				38.230	34.416	21.993	21.861	1'56.500		

14/09/2018
 These data/results cannot be reproduced, stored and/or transmitted in whole or in part by any manner of electronic, mechanical, photocopying, recording, broadcasting or otherwise now known or herein after developed without the previous express consent by the copyright owner, except for reproduction in daily press and regular printed publications on sale to the public within 60 days of the event related to those data/results and always provided that copyright symbol appears together as follows below.
 © DORNA WSBK ORGANIZATION Srl 2018





NOLAN Portuguese Round, 14 - 16 September 2018

World Supersport 300 - Chronological Analysis Free Practice 1st Session

Portimao 4.592 m

1 / 5

1° 81 M. GONZALEZ (1'57.246)							
Lap	Seg.1	Seg.2	Seg.3	Seg.4	Lap Time	km/h	Local Time
1							11:48'04.969
2					2'01.513		11:50'06.482
3					2'05.067P		11:52'11.549
4	6'04.525	34.691	21.993	22.402	7'23.611P		11:59'35.160
5	38.826	34.820	21.996	22.178	1'57.820	199,9	12:01'32.980
6	38.645	34.814	22.058	28.214	2'03.731P	200,7	12:03'36.711
7	4'20.388	35.444	23.807	29.794	5'49.433P		12:09'26.144
8	38.392	34.416	22.033	22.405	1'57.246	203,3	12:11'23.390
9	43.279	34.598	22.127	22.133	2'02.137	206,8	12:13'25.527
10	38.466	38.187	22.229	21.861	2'00.743	207,2	12:15'26.270

2	40.607	35.856	22.551	22.255	2'01.269	201,0	11:49'22.464
3	39.114	35.162	22.509	22.577	1'59.362	207,6	11:51'21.826
4	41.442	40.649	22.946	22.134	2'07.171C	203,3	11:53'28.997
5	38.856	36.280	23.126	22.637	2'00.899	206,8	11:55'29.896
6	38.538	35.293	22.417	22.136	1'58.384	209,2	11:57'28.280
7	39.144	35.636	22.714	22.131	1'59.625	206,4	11:59'27.905
8	38.730	43.177	22.663	22.170	2'06.740C	207,2	12:01'34.645
9	38.811	35.210	22.930	22.373	1'59.324	204,5	12:03'33.969
10	39.138	35.207	22.780	29.358	2'06.483CP	200,3	12:05'40.452
11	2'11.142	48.508	23.671	23.402	3'46.723P		12:09'27.175
12	38.466	35.040	22.310	22.284	1'58.100	209,2	12:11'25.275
13	38.877	35.216	22.537	23.691	2'00.321	201,4	12:13'25.596
14	39.177	36.422	29.359	24.438	2'09.396	210,4	12:15'34.992

2° 95 S. DEROUE (1'57.685)							
Lap	Seg.1	Seg.2	Seg.3	Seg.4	Lap Time	km/h	Local Time
1		36.046	23.176	22.619			11:47'30.740
2	39.287	35.343	22.470	22.098	1'59.198	206,0	11:49'29.938
3	39.591	34.944	22.467	22.175	1'59.177	210,4	11:51'29.115
4	38.270	34.823	22.401	22.333	1'57.827	208,4	11:53'26.942
5	38.527	34.710	22.271	22.187	1'57.695	207,2	11:55'24.637
6	38.267	34.923	23.138	22.116	1'58.444	209,2	11:57'23.081
7	38.456	34.745	22.487	22.113	1'57.801	212,1	11:59'20.882
8	38.460	35.218	22.599	28.561	2'04.838P	202,9	12:01'25.720
9	3'16.201	35.376	22.389	22.247	4'36.213P		12:06'01.933
10	38.557	35.478	22.322	22.797	1'59.154	200,7	12:08'01.087
11	38.748	34.984	22.180	22.231	1'58.143	199,9	12:09'59.230
12	38.230	34.887	22.413	22.155	1'57.685	205,2	12:11'56.915
13	38.459	35.031	22.159	22.349	1'57.998	204,8	12:13'54.913
14	48.112	35.892	22.644	22.584	2'09.232	199,6	12:16'04.145

6° 71 T. EDWARDS (1'58.104)							
Lap	Seg.1	Seg.2	Seg.3	Seg.4	Lap Time	km/h	Local Time
1							11:47'06.213
2					2'00.074		11:49'06.287
3					2'09.498		11:51'15.785
4					1'58.198		11:53'13.983
5					1'58.250		11:55'12.233
6					2'19.861P		11:57'32.094
7	8'28.932	39.599	22.376	22.014	9'52.921P		12:07'25.015
8	38.327	34.753	22.879	22.145	1'58.104	208,4	12:09'23.119
9	38.868	35.278	22.589	22.272	1'59.007	207,2	12:11'22.126
10	43.079	35.221	22.247	22.356	2'02.903	199,2	12:13'25.029
11	44.850	35.693	27.200	25.432	2'13.175	201,4	12:15'38.204

3° 2 A. CARRASCO (1'57.969)							
Lap	Seg.1	Seg.2	Seg.3	Seg.4	Lap Time	km/h	Local Time
1		37.205	23.550	22.983			11:48'46.263
2	40.399	35.705	22.606	22.722	2'01.432	195,9	11:50'47.695
3	39.408	35.195	22.266	22.575	1'59.444	196,7	11:52'47.139
4	39.092	34.923	22.245	22.581	1'58.841	197,7	11:54'45.980
5	38.908	34.995	22.364	22.477	1'58.744	198,1	11:56'44.724
6	39.667	35.938	23.068	30.390	2'09.063P	200,3	11:58'53.787
7	5'09.161	35.471	22.750	24.037	6'31.419P		12:05'25.206
8	38.747	35.243	22.301	22.440	1'58.731	206,0	12:07'23.937
9	38.580	35.015	22.742	22.482	1'58.819	202,9	12:09'22.756
10	38.939	41.592	22.281	22.216	2'05.028	206,4	12:11'27.784
11	38.539	34.765	22.566	22.099	1'57.969	205,6	12:13'25.753
12	40.635	37.357	28.035	25.820	2'11.847	198,1	12:15'37.600

7° 33 D. VALLE (1'58.203)							
Lap	Seg.1	Seg.2	Seg.3	Seg.4	Lap Time	km/h	Local Time
1		35.839	22.710	22.648			11:48'05.783
2	39.494	35.156	22.545	22.883	2'00.078	194,9	11:50'05.861
3	40.330	34.988	22.438	27.587	2'05.343P	189,8	11:52'11.204
4	2'02.998	35.335	22.447	22.676	3'23.456P		11:55'34.660
5	38.843	35.307	22.311	22.425	1'58.886	198,5	11:57'33.546
6	38.744	34.712	22.186	22.561	1'58.203	202,5	11:59'31.749
7	38.877	35.012	22.571	22.596	1'59.056	198,1	12:01'30.805
8	39.143	37.138	22.553	28.651	2'07.485P	194,5	12:03'38.290
9	4'19.922	35.847	22.664	30.265	5'48.698P		12:09'26.988
10	39.209	34.696	22.229	22.413	1'58.547	204,5	12:11'25.535
11	38.768	34.940	22.197	26.407	2'02.312	201,0	12:13'27.847
12	38.788	36.749	22.759	22.767	2'01.063	199,2	12:15'28.910

4° 69 M. HERRERA (1'57.970)							
Lap	Seg.1	Seg.2	Seg.3	Seg.4	Lap Time	km/h	Local Time
1		36.359	22.691	22.994			11:47'32.956
2	40.264	34.968	22.340	22.852	2'00.424	192,8	11:49'33.380
3	39.442	35.089	22.211	23.183	1'59.925	192,8	11:51'33.305
4	40.046	34.808	22.107	22.830	1'59.791	191,8	11:53'33.096
5	39.449	35.014	22.041	22.463	1'58.967	198,5	11:55'32.063
6	40.373	35.532	22.178	22.559	2'00.642	204,8	11:57'32.705
7	39.226	34.887	22.117	22.843	1'59.073	197,4	11:59'31.778
8	39.164	34.870	22.550	22.454	1'59.038	201,0	12:01'30.816
9	39.503	35.019	22.399	30.761	2'07.682P	193,8	12:03'38.498
10	4'20.035	35.715	23.207	30.175	5'49.132P		12:09'27.630
11	38.859	34.542	22.273	22.296	1'57.970	201,8	12:11'25.600
12	41.289	34.710	22.344	22.012	2'00.355	196,7	12:13'25.955
13	38.923	34.680	22.490	22.484	1'58.577	206,8	12:15'24.532

8° 6 R. SCHOTMAN (1'58.324)							
Lap	Seg.1	Seg.2	Seg.3	Seg.4	Lap Time	km/h	Local Time
1							11:49'16.052
2					1'59.005		11:51'15.057
3	6'10.114	35.939	22.874	22.538	7'31.465		11:58'46.522
4	39.089	35.133	22.332	22.330	1'58.884	197,0	12:00'45.406
5	38.896	35.010	22.222	22.327	1'58.455	197,0	12:02'43.861
6	39.010	35.105	22.330	22.366	1'58.811	196,7	12:04'42.672
7	38.902	35.100	22.259	22.428	1'58.689	196,3	12:06'41.361
8	38.990	35.103	22.426	22.343	1'58.862	195,9	12:08'40.223
9	40.274	35.877	22.773	22.556	2'01.480	195,6	12:10'41.703
10	38.944	35.215	22.440	22.283	1'58.882	195,9	12:12'40.585
11	38.827	34.871	22.400	22.226	1'58.324	197,0	12:14'38.909
12	38.877	34.959	22.347	22.332	1'58.515	196,7	12:16'37.424

5° 21 B. SANCHEZ (1'58.100)							
Lap	Seg.1	Seg.2	Seg.3	Seg.4	Lap Time	km/h	Local Time
1		37.598	24.612	22.766			11:47'21.195

9° 93 W. KHAN (1'58.447)							
Lap	Seg.1	Seg.2	Seg.3	Seg.4	Lap Time	km/h	Local Time
1		37.656	23.521	22.899			11:47'10.408
2	40.405	35.843	22.708	22.361	2'01.317	199,6	11:49'11.725
3	39.532	36.370	22.984	22.614	2'01.500	198,8	11:51'13.225
4	39.864	35.419	22.489	22.758	2'00.530	204,8	11:53'13.755

14/09/2018 P = Pits In/Out - C = Lap Time Cancelled

These data/results cannot be reproduced, stored and/or transmitted in whole or in part by any manner of electronic, mechanical, photocopying, recording, broadcasting or otherwise now known or herein after developed without the previous express consent by the copyright owner, except for reproduction in daily press and regular printed publications on sale to the public within 60 days of the event related to those data/results and always provided that copyright symbol appears together as follows below.

© DORNA WSBK ORGANIZATION Srl 2018



Official Fuel Supplier

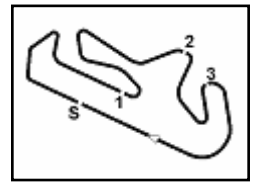


FKR PERUGIA TIMING

Official Tyre Supplier



Official Timekeeper



Portimao 4.592 m

NOLAN Portuguese Round, 14 - 16 September 2018

World Supersport 300 - Chronological Analysis Free Practice 1st Session

2 / 5

5	39.426	35.450	22.431	22.461	1'59.768	201,0	11:55'13.523	8	39.731	36.320	22.412	22.273	2'00.736	196,7	12:07'23.421
6	39.185	35.741	27.686	34.915	2'17.527P	203,3	11:57'31.050	9	38.718	35.007	22.969	22.469	1'59.163	199,9	12:09'22.584
7	8'29.197	40.635	22.531	22.305	9'54.668P		12:07'25.718	10	39.215	35.845	22.876	22.368	2'00.304	195,9	12:11'22.888
8	39.247	35.416	22.726	22.368	1'59.757	207,6	12:09'25.475	11	39.603	35.344	22.963	22.123	2'00.033	205,2	12:13'22.921
9	39.157	34.786	22.465	22.039	1'58.447	204,5	12:11'23.922	12	38.664	42.363	23.863	22.495	2'07.385	203,7	12:15'30.306
10	39.565	35.170	22.605	22.223	1'59.563	212,1	12:13'23.485								
11	39.408	36.586	23.094	22.312	2'01.400	211,6	12:15'24.885								

10° 8 M. PEREZ (1'58.490)

Lap	Seg.1	Seg.2	Seg.3	Seg.4	Lap Time	km/h	Local Time
1		37.735	23.434	22.590			11:47'07.868
2	39.657	35.607	22.747	22.284	2'00.295	202,2	11:49'08.163
3	38.699	35.282	22.439	22.598	1'59.018	203,3	11:51'07.181
4	52.494	35.669	22.778	22.667	2'13.608	197,4	11:53'20.789
5	38.619	35.198	22.396	22.471	1'58.684	209,6	11:55'19.473
6	39.074	42.855	22.593	22.198	2'06.720	202,5	11:57'24.193
7	39.233	35.469	22.422	29.253	2'06.377P	206,0	11:59'32.570
8	2'55.256	35.306	25.190	28.503	4'24.255P		12:03'56.825
9	39.172	34.867	22.404	22.165	1'58.608	199,6	12:05'55.433
10	39.224	35.124	22.949	22.218	1'59.515	203,7	12:07'54.948
11	39.032	34.914	22.286	22.258	1'58.490	202,5	12:09'53.438
12	39.032	36.218	28.098	22.606	2'05.954	211,6	12:11'59.392
13	38.888	35.013	22.334	22.374	1'58.609	205,2	12:13'58.001
14	38.703	35.019	22.414	22.478	1'58.614	204,5	12:15'56.615

11° 43 L. GRUNWALD (1'58.657)

Lap	Seg.1	Seg.2	Seg.3	Seg.4	Lap Time	km/h	Local Time
1		36.248	22.834	22.306			11:47'28.684
2	39.273	34.953	22.591	22.498	1'59.315	199,9	11:49'27.999
3	39.275	34.742	22.471	22.169	1'58.657	195,9	11:51'26.656
4	38.865	34.703	23.431	22.503	1'59.502	194,9	11:53'26.158
5	39.594	34.681	22.552	22.325	1'59.152	196,3	11:55'25.310
6	38.807	34.776	23.002	22.154	1'58.739	201,0	11:57'24.049
7	39.205	35.115	23.214	30.625	2'08.159P	201,0	11:59'32.208
8	6'26.050	35.929	24.289	25.860	7'52.128P		12:07'24.336
9	38.710	34.831	22.958	22.502	1'59.001	205,6	12:09'23.337
10	38.712	35.386	23.332	22.301	1'59.731	205,6	12:11'23.068
11	38.939	35.080	22.439	22.436	1'58.894	203,3	12:13'21.962
12	40.206	35.805	25.736	22.572	2'04.319	198,5	12:15'26.281

12° 20 D. LOUREIRO (1'58.702)

Lap	Seg.1	Seg.2	Seg.3	Seg.4	Lap Time	km/h	Local Time
1		36.652	22.795	22.829			11:48'10.249
2	39.811	35.422	22.439	22.619	2'00.291	199,2	11:50'10.540
3	39.277	35.465	22.293	22.542	1'59.577	198,5	11:52'10.117
4	39.172	34.995	22.282	22.523	1'58.972	197,0	11:54'09.089
5	38.884	36.174	24.409	29.983	2'09.450P	198,8	11:56'18.539
6	3'22.105	35.681	22.455	24.368	4'44.609P		12:01'03.148
7	39.307	36.071	22.527	22.826	2'00.731	198,1	12:03'03.879
8	39.241	35.363	22.430	22.583	1'59.617	200,3	12:05'03.496
9	39.244	35.247	22.676	22.564	1'59.731	199,9	12:07'03.227
10	39.082	35.015	22.248	22.357	1'58.702	198,5	12:09'01.929
11	39.220	49.912	23.912	27.708	2'20.752P	198,8	12:11'22.681
12	2'46.843	35.488	27.072	25.734	4'15.137P		12:15'37.818

13° 41 J. JÄHNIG (1'58.718)

Lap	Seg.1	Seg.2	Seg.3	Seg.4	Lap Time	km/h	Local Time
1		37.615	23.478	21.868			11:47'28.803
2	39.066	35.443	24.085	22.037	2'00.631	199,6	11:49'29.434
3	38.683	35.097	22.564	22.374	1'58.718	201,8	11:51'28.152
4	41.538	36.545	23.417	29.514	2'11.014CP	197,7	11:53'39.166
5	6'09.680	35.447	22.842	24.370	7'32.339P		12:01'11.505
6	41.130	36.705	24.877	22.332	2'05.044	191,1	12:03'16.549
7	39.706	40.134	23.616	22.680	2'06.136	201,4	12:05'22.685

14° 47 F. HERNANDEZ MOYANO (1'58.888)

Lap	Seg.1	Seg.2	Seg.3	Seg.4	Lap Time	km/h	Local Time	
1			37.866	23.412	22.633		11:47'10.409	
2		39.555	35.669	22.917	22.847	2'00.988	200,7	11:49'11.397
3		39.186	35.585	22.632	22.672	2'00.075	205,6	11:51'11.472
4		39.412	35.552	22.607	22.614	2'00.185	201,0	11:53'11.657
5		39.126	35.250	22.908	22.689	1'59.973	201,0	11:55'11.630
6		39.125	35.357	22.403	22.679	1'59.564	202,2	11:57'11.194
7		39.195	35.396	22.494	22.527	1'59.612	199,9	11:59'10.806
8		39.267	35.035	22.462	22.513	1'59.277	201,4	12:01'10.083
9		39.234	36.290	23.231	30.436	2'09.191P	202,9	12:03'19.274
10		3'10.886	36.534	23.630	22.937	4'33.987P		12:07'53.261
11		39.386	35.468	22.511	22.650	2'00.015	198,5	12:09'53.276
12		39.469	35.204	25.113	23.945	2'03.731	205,6	12:11'57.007
13		38.623	35.405	22.335	22.525	1'58.888	205,6	12:13'55.895
14		40.606	35.408	22.421	22.599	2'01.034	204,8	12:15'56.929

15° 12 A. RUSMIPUTRO (1'58.972)

Lap	Seg.1	Seg.2	Seg.3	Seg.4	Lap Time	km/h	Local Time	
1			36.610	22.978	22.750		11:47'29.974	
2		38.987	35.695	22.703	22.448	1'59.833	204,5	11:49'29.807
3		38.929	35.772	22.624	22.907	2'00.232	206,0	11:51'30.039
4		39.236	34.918	22.358	22.460	1'58.972	194,2	11:53'29.011
5		39.217	35.479	22.731	22.970	2'00.397	203,7	11:55'29.408
6		39.485	35.256	22.297	22.447	1'59.485	195,9	11:57'28.893
7		41.350	38.433	22.875	29.251	2'11.909P	201,0	11:59'40.802
8		4'20.905	36.348	22.729	22.676	5'42.658P		12:05'23.460
9		39.407	36.126	22.277	22.670	2'00.480	199,9	12:07'23.940
10		39.075	35.214	23.192	22.488	1'59.969	200,3	12:09'23.909
11		39.043	35.154	22.559	22.359	1'59.115	205,2	12:11'23.024
12		39.202	34.971	22.576	22.658	1'59.407	205,6	12:13'22.431
13		40.529	40.558	22.934	22.784	2'06.805	193,2	12:15'29.236

16° 15 G. VAN STRAALLEN (1'59.068)

Lap	Seg.1	Seg.2	Seg.3	Seg.4	Lap Time	km/h	Local Time	
1			37.120	23.308	22.813		11:47'06.296	
2		39.968	36.154	22.497	22.513	2'01.132	197,7	11:49'07.428
3		39.486	35.426	22.488	22.422	1'59.822	196,7	11:51'07.250
4		39.704	36.010	23.640	22.431	2'01.785	193,8	11:53'09.035
5		39.033	35.225	22.515	22.295	1'59.068	201,4	11:55'08.103
6		39.360	35.135	22.685	22.747	1'59.927	193,5	11:57'08.030
7		39.518	35.339	22.429	22.598	1'59.884	193,5	11:59'07.914
8		39.714	35.469	22.444	29.625	2'07.252P	192,5	12:01'15.166
9		2'46.883	35.871	22.551	22.482	4'07.787P		12:05'22.953
10		39.287	35.662	22.404	22.419	1'59.772	202,9	12:07'22.725
11		39.597	35.574	23.778	22.226	2'01.175	191,8	12:09'23.900
12		39.565	35.157	22.603	22.210	1'59.535	201,4	12:11'23.435
13		39.077	35.509	22.897	22.249	1'59.732	209,6	12:13'23.167
14		39.258	36.000	22.600	22.686	2'00.544	208,0	12:15'23.711

17° 55 G. HENDRA PRATAMA (1'59.250)

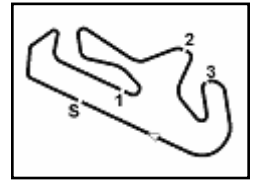
Lap	Seg.1	Seg.2	Seg.3	Seg.4	Lap Time	km/h	Local Time	
1			37.289	22.672	22.994		11:47'33.895	
2		40.479	35.693	22.373	22.782	2'01.327	197,4	11:49'35.222
3		39.724	35.634	23.518	25.922	2'04.798	197,7	11:51'40.020
4		39.681	35.367	22.575	22.571	2'00.194	196,7	11:53'40.214
5		39.494	35.441	22.997	30.675	2'08.607P	197,7	11:55'48.821
6		3'17.017	46.826	33.430	40.912	5'18.185P		12:01'07.006

14/09/2018 P = Pits In/Out - C = Lap Time Cancelled

These data/results cannot be reproduced, stored and/or transmitted in whole or in part by any manner of electronic, mechanical, photocopying, recording, broadcasting or otherwise now known or herein after developed without the previous express consent by the copyright owner, except for reproduction in daily press and regular printed publications on sale to the public within 60 days of the event related to those data/results and always provided that copyright symbol appears together as follows below.

© DORNA WSBK ORGANIZATION Srl 2018





NOLAN Portuguese Round, 14 - 16 September 2018

World Supersport 300 - Chronological Analysis Free Practice 1st Session

Portimao 4.592 m

3 / 5

7	40.827	42.127	25.636	22.417	2'11.007C	190,1	12:03'18.013	7	39.249	35.308	23.171	22.354	2'00.082	206,4	11:59'26.982
8	39.364	40.293	24.215	22.642	2'06.514	198,5	12:05'24.527	8	42.350	38.088	27.938	31.826	2'20.202P	203,3	12:01'47.184
9	39.235	37.232	23.214	22.687	2'02.368	198,1	12:07'26.895	9	2'51.280	35.423	22.987	22.341	4'12.031P		12:05'59.215
10	39.421	35.329	22.430	22.889	2'00.069	196,7	12:09'26.964	10	39.551	35.164	22.772	22.074	1'59.561	196,7	12:07'58.776
11	39.656	35.119	22.307	22.317	1'59.399	202,5	12:11'26.363	11	39.164	35.152	23.092	22.120	1'59.528	199,6	12:09'58.304
12	39.182	35.323	22.342	22.403	1'59.250	200,7	12:13'25.613	12	45.196	35.510	22.701	22.148	2'05.555	200,3	12:12'03.859
13	38.950	36.987	28.017	26.746	2'10.700	203,3	12:15'36.313	13	39.117	35.385	23.181	30.675	2'08.358P	198,5	12:14'12.217

18° 14 E. DE LA VEGA (1'59.279)

Lap	Seg.1	Seg.2	Seg.3	Seg.4	Lap Time	km/h	Local Time
1		37.962	23.832	23.439			11:47'17.736
2	39.812	35.814	22.835	22.417	2'00.878	201,0	11:49'18.614
3	39.420	35.889	22.530	23.114	2'00.953	209,2	11:51'19.567
4	39.476	35.472	22.632	22.310	1'59.890	203,3	11:53'19.457
5	39.335	35.289	23.197	22.377	2'00.198	206,0	11:55'19.655
6	39.200	35.330	22.494	22.537	1'59.561	201,4	11:57'19.216
7	39.037	35.250	22.647	22.686	1'59.620	203,7	11:59'18.836
8	39.432	36.794	22.954	30.356	2'09.536P	202,2	12:01'28.372
9	3'43.567	35.748	22.865	22.754	5'04.934P		12:06'33.306
10	39.159	35.445	22.398	22.531	1'59.533	196,3	12:08'32.839
11	39.503	35.460	22.551	22.378	1'59.892	198,5	12:10'32.731
12	39.349	35.060	22.485	22.385	1'59.279	199,2	12:12'32.010
13	38.873	35.528	22.558	22.521	1'59.480	200,7	12:14'31.490
14	39.286	35.144	22.532	22.438	1'59.400	198,5	12:16'30.890

22° 22 N. KALININ (1'59.696)

Lap	Seg.1	Seg.2	Seg.3	Seg.4	Lap Time	km/h	Local Time
1		37.184	23.651	23.163			11:47'16.118
2	39.672	35.710	23.315	22.784	2'01.481	206,8	11:49'17.599
3	39.288	35.495	22.776	22.430	1'59.989	208,8	11:51'17.588
4	38.937	35.605	22.706	22.448	1'59.696	207,2	11:53'17.284
5	40.262	36.380	25.819	22.514	2'04.975	204,8	11:55'22.259
6	39.173	35.408	22.898	22.558	2'00.037	206,8	11:57'22.296
7	42.494	1'02.410	29.348	40.468	2'54.720P	198,5	12:00'17.016

23° 87 A. BÖRNER (1'59.825)

Lap	Seg.1	Seg.2	Seg.3	Seg.4	Lap Time	km/h	Local Time
1		37.685	23.799	22.935			11:47'17.946
2	39.049	36.760	22.814	22.737	2'01.360	208,8	11:49'19.306
3	39.346	36.132	22.724	22.588	2'00.790	207,2	11:51'20.096
4	39.380	35.303	22.884	22.772	2'00.339	206,4	11:53'20.435
5	39.439	35.282	22.653	22.451	1'59.825	203,3	11:55'20.260
6	38.942	35.654	22.797	23.020	2'00.413	205,6	11:57'20.673
7	39.665	35.510	22.633	22.883	2'00.691	196,3	11:59'21.364
8	39.564	36.206	24.820	32.940	2'13.530P	198,5	12:01'34.894
9	4'22.077	44.186	22.857	22.894	5'52.014P		12:07'26.908

19° 72 V. STEEMAN (1'59.313)

Lap	Seg.1	Seg.2	Seg.3	Seg.4	Lap Time	km/h	Local Time
1		37.647	23.850	22.530			11:47'08.065
2	40.722	36.367	23.222	22.746	2'03.057	204,1	11:49'11.122
3	39.834	36.581	23.423	22.413	2'02.251	194,9	11:51'13.373
4	39.987	36.084	22.924	22.305	2'01.300	204,8	11:53'14.673
5	39.280	35.526	22.367	22.488	1'59.661	201,4	11:55'14.334
6	39.388	36.149	22.857	22.506	2'00.900	201,8	11:57'15.234
7	39.232	35.921	22.662	22.642	2'00.457	202,2	11:59'15.691
8	39.467	35.814	22.720	22.161	2'00.162	196,7	12:01'15.853
9	39.080	35.714	22.709	22.615	2'00.118	199,6	12:03'15.971
10	40.532	37.525	23.632	29.874	2'11.563P	194,9	12:05'27.534
11	5'28.253	36.110	22.618	22.509	6'49.490P		12:12'17.024
12	39.351	35.317	22.447	22.198	1'59.313	195,2	12:14'16.337
13	38.841	35.958	22.606	22.328	1'59.733	199,6	12:16'16.070

24° 99 P. GRASSIA (1'59.880)

Lap	Seg.1	Seg.2	Seg.3	Seg.4	Lap Time	km/h	Local Time
1		38.435	23.561	23.064			11:47'19.012
2	41.003	36.220	22.672	22.817	2'02.712	197,7	11:49'21.724
3	40.141	35.927	22.625	22.810	2'01.503	196,3	11:51'23.227
4	39.927	37.778	23.156	22.993	2'03.854	198,1	11:53'27.081
5	40.433	37.206	23.534	22.722	2'03.895	198,5	11:55'30.976
6	39.681	35.758	22.643	22.798	2'00.880	199,6	11:57'31.856
7	39.693	36.542	26.255	33.156	2'15.646P	196,3	11:59'47.502
8	2'44.459	36.174	22.798	22.916	4'06.347P		12:03'53.849
9	40.044	35.822	22.606	22.895	2'01.367	190,4	12:05'55.216
10	39.881	35.374	22.610	22.508	2'00.373	192,8	12:07'55.589
11	39.271	35.523	22.422	22.664	1'59.880	199,2	12:09'55.469
12	39.305	35.723	26.905	22.524	2'04.457	198,1	12:11'59.926
13	40.946	35.473	22.434	22.983	2'01.836	199,9	12:14'01.762
14	39.801	35.758	22.602	23.041	2'01.202	192,8	12:16'02.964

20° 97 M. KAPPLER (1'59.326)

Lap	Seg.1	Seg.2	Seg.3	Seg.4	Lap Time	km/h	Local Time
1		36.369	23.316	22.205			11:47'28.786
2	39.679	35.586	22.724	22.695	2'00.684	197,0	11:49'29.470
3	39.094	35.156	22.540	22.536	1'59.326	204,8	11:51'28.796
4	39.181	35.547	22.758	22.581	2'00.067C	199,2	11:53'28.863
5	39.640	36.392	23.071	22.309	2'01.412	200,3	11:55'30.275
6	39.018	35.244	22.584	22.497	1'59.343	204,8	11:57'29.618
7	42.170	37.546	23.068	30.905	2'13.689CP	202,9	11:59'43.307
8	7'04.249	36.166	23.087	22.688	8'26.190P		12:08'09.497
9	39.558	35.392	22.630	22.645	2'00.225	193,8	12:10'09.722
10	46.159	36.288	22.893	22.417	2'07.757	193,2	12:12'17.479
11	39.121	35.487	23.188	22.363	2'00.159	199,6	12:14'17.638
12	39.086	35.151	22.663	22.458	1'59.358	198,1	12:16'16.996

25° 64 H. DE CANCELLIS (1'59.982)

Lap	Seg.1	Seg.2	Seg.3	Seg.4	Lap Time	km/h	Local Time
1		39.263	25.367	23.061			11:47'16.408
2	40.373	35.863	23.304	22.699	2'02.239	202,2	11:49'18.647
3	39.612	36.592	23.089	22.271	2'01.564	208,4	11:51'20.211
4	39.615	35.676	22.902	22.520	2'00.713	205,2	11:53'20.924
5	39.556	35.513	22.858	22.349	2'00.276	207,2	11:55'21.200
6	39.295	35.614	22.805	22.503	2'00.217	201,4	11:57'21.417
7	39.231	35.816	22.744	22.268	2'00.059	205,2	11:59'21.476
8	39.245	35.498	22.613	22.626	1'59.982	201,8	12:01'21.458
9	40.462	36.042	22.942	29.053	2'08.499P	191,8	12:03'29.957
10	3'03.005	36.126	23.410	22.550	4'25.091P		12:07'55.048
11	39.372	35.669	22.467	22.501	2'00.009	205,6	12:09'55.057
12	39.516	35.524	23.055	22.671	2'00.766	198,1	12:11'55.823
13	39.909	35.590	22.418	22.375	2'00.292	192,5	12:13'56.115
14	44.333	37.285	22.749	22.686	2'07.053	204,8	12:16'03.168

21° 79 T. ALONSO (1'59.528)

Lap	Seg.1	Seg.2	Seg.3	Seg.4	Lap Time	km/h	Local Time
1		37.119	23.588	22.880			11:47'06.105
2	40.622	35.895	23.097	22.332	2'01.946	192,8	11:49'08.051
3	39.491	35.390	22.926	22.162	1'59.969	201,4	11:51'08.020
4	39.415	35.704	23.081	22.534	2'00.734	201,4	11:53'08.754
5	40.200	49.606	23.049	22.389	2'15.244	194,5	11:55'23.998
6	39.471	35.611	25.379	22.481	2'02.902	202,5	11:57'26.900

14/09/2018 P = Pits In/Out - C = Lap Time Cancelled

These data/results cannot be reproduced, stored and/or transmitted in whole or in part by any manner of electronic, mechanical, photocopying, recording, broadcasting or otherwise now known or herein after developed without the previous express consent by the copyright owner, except for reproduction in daily press and regular printed publications on sale to the public within 60 days of the event related to those data/results and always provided that copyright symbol appears together as follows below.

© DORNA WSBK ORGANIZATION Srl 2018



Official Fuel Supplier

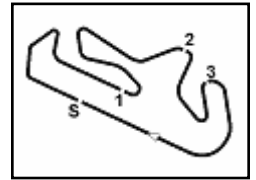


FKR PERGOIA TIMING

Official Tyre Supplier



Official Timekeeper



NOLAN Portuguese Round, 14 - 16 September 2018

World Supersport 300 - Chronological Analysis Free Practice 1st Session

26° 27 F. ROVELLI (2'00.149)								30° 54 F. FULIGNI (2'00.523)							
Lap	Seg.1	Seg.2	Seg.3	Seg.4	Lap Time	km/h	Local Time	Lap	Seg.1	Seg.2	Seg.3	Seg.4	Lap Time	km/h	Local Time
1		37.511	23.504	22.701			11:47'06.754	1		37.542	23.238	22.635			11:47'29.702
2	58.086	38.114	23.413	23.587	1'50.1453	197,4	12:02'08.207	2	40.791	36.420	23.496	23.008	2'03.715	198,1	11:49'33.417
3	40.542	35.834	22.693	22.936	2'02.005	188,8	12:04'10.212	3	40.349	36.684	22.871	22.892	2'02.796	192,8	11:51'36.213
4	39.967	35.648	22.644	22.768	2'01.027	191,4	12:06'11.239	4	40.354	36.273	23.016	23.077	2'02.720	194,2	11:53'38.933
5	39.945	35.371	22.596	22.556	2'00.468	191,4	12:08'11.707	5	40.115	35.911	23.030	22.823	2'01.879	191,4	11:55'40.812
6	39.322	35.533	22.749	22.545	2'00.149	200,7	12:10'11.856	6	39.892	35.971	23.183	22.721	2'01.767	194,9	11:57'42.579
7	39.833	36.334	23.184	22.402	2'01.753	195,6	12:12'13.609	7	40.118	39.740	23.216	32.307	2'15.381P	192,8	11:59'57.960
8	39.485	35.562	22.610	23.048	2'00.705	197,7	12:14'14.314	8	2'05.100	36.435	24.193	24.234	3'29.962P		12:03'27.922
9	39.457	35.546	22.417	22.777	2'00.197	193,5	12:16'14.511	9	43.534	36.362	23.421	24.383	2'07.700	196,3	12:05'35.622
								10	40.934	36.178	23.376	30.683	2'11.171	182,1	12:07'46.793
								11	39.766	39.626	24.436	22.826	2'06.654	191,8	12:09'53.447
								12	39.923	36.015	24.358	23.076	2'03.372	196,7	12:11'56.819
								13	39.540	35.859	22.768	22.719	2'00.886	195,2	12:13'57.705
								14	39.611	35.702	22.555	22.655	2'00.523	194,5	12:15'58.228
27° 52 G. ERILLI (2'00.261)								31° 30 D. BLIN (2'00.623)							
Lap	Seg.1	Seg.2	Seg.3	Seg.4	Lap Time	km/h	Local Time	Lap	Seg.1	Seg.2	Seg.3	Seg.4	Lap Time	km/h	Local Time
1		37.522	23.830	22.984			11:47'08.716	1		38.708	23.819	23.857			11:47'10.494
2	40.179	36.420	23.405	22.852	2'02.856	201,4	11:49'11.572	2	40.990	36.288	22.853	23.147	2'03.278	198,1	11:49'13.772
3	39.786	35.866	22.941	22.862	2'01.455	200,3	11:51'13.027	3	40.314	36.565	23.043	23.002	2'02.924	195,6	11:51'16.696
4	40.671	35.757	23.252	22.635	2'02.315	200,3	11:53'15.342	4	39.868	36.202	22.681	22.947	2'01.698	199,6	11:53'18.394
5	39.225	35.625	22.775	22.636	2'00.261	202,9	11:55'15.603	5	40.593	35.815	22.738	22.888	2'02.034	193,8	11:55'20.428
6	39.315	35.609	22.837	22.640	2'00.401	204,8	11:57'16.004	6	39.161	35.520	22.921	23.055	2'00.657	201,4	11:57'21.085
7	39.382	35.562	22.793	29.268	2'07.005P	204,5	11:59'23.009	7	39.783	35.796	22.730	22.797	2'01.106	198,8	11:59'22.191
8	3'21.971	37.695	23.549	24.039	4'47.254CP		12:04'10.263	8	39.543	35.868	22.708	22.752	2'00.871C	198,8	12:01'23.062
9	40.131	35.680	22.974	22.555	2'01.340	188,5	12:06'11.603	9	40.418	35.441	23.255	22.842	2'01.956	190,4	12:03'25.018
10	40.101	35.347	22.834	22.295	2'00.577	202,2	12:08'12.180	10	40.462	36.085	22.711	22.807	2'02.065C	188,5	12:05'27.083
11	39.579	35.525	23.228	22.523	2'00.855	203,7	12:10'13.035	11	43.372	39.741	23.408	28.280	2'14.801CP	189,4	12:07'41.884
12	39.233	35.478	23.135	22.625	2'00.471	201,4	12:12'13.506	12	2'08.324	41.604	26.416	23.978	3'40.322P		12:11'22.206
13	39.879	35.460	22.840	23.046	2'01.225	196,7	12:14'14.731	13	39.975	35.433	22.826	22.389	2'00.623	192,8	12:13'22.829
14	39.775	35.837	22.838	22.467	2'00.917	201,8	12:16'15.648	14	39.468	36.391	22.700	22.707	2'01.266	199,6	12:15'24.095
28° 61 B. SOFUOGLU (2'00.337)								32° 44 S. LOCHOFF (2'00.726)							
Lap	Seg.1	Seg.2	Seg.3	Seg.4	Lap Time	km/h	Local Time	Lap	Seg.1	Seg.2	Seg.3	Seg.4	Lap Time	km/h	Local Time
1		39.079	24.148	23.702			11:47'13.423	1		37.720	23.922	22.892			11:47'08.000
2	41.243	36.779	23.696	23.022	2'04.740	190,8	11:49'18.163	2	40.573	36.120	23.525	23.240	2'03.458	202,2	11:49'11.458
3	40.551	36.757	23.540	23.104	2'03.952	195,9	11:51'22.115	3	40.510	38.313	23.741	22.729	2'05.293	199,6	11:51'16.751
4	40.769	36.584	23.603	23.389	2'04.345	195,6	11:53'26.460	4	41.240	36.021	23.565	23.265	2'04.091C	200,3	11:53'20.842
5	39.937	36.576	23.629	32.179	2'12.321P	193,5	11:55'38.781	5	39.864	35.616	23.231	23.495	2'02.206	207,6	11:55'23.048
6	2'44.076	36.816	23.074	23.319	4'07.285P		11:59'46.066	6	39.982	35.852	23.509	22.753	2'02.096	198,5	11:57'25.144
7	40.576	36.535	23.097	23.115	2'03.323	189,8	12:01'49.389	7	40.033	35.968	23.076	22.562	2'01.639	199,2	11:59'26.783
8	40.216	36.173	23.182	23.010	2'02.581	186,5	12:03'51.970	8	40.146	38.067	23.835	22.893	2'04.941	196,3	12:01'31.724
9	40.450	36.095	22.939	23.002	2'02.486	185,9	12:05'54.456	9	40.528	35.436	24.374	32.547	2'12.885CP	192,8	12:03'44.609
10	40.249	35.718	23.082	22.269	2'01.318	186,2	12:07'55.774	10	3'03.837	36.407	23.329	22.949	4'26.522P		12:08'11.131
11	39.372	35.835	22.507	22.632	2'00.346	196,3	12:09'56.120	11	40.236	35.640	23.315	22.757	2'01.948	192,8	12:10'13.079
12	39.999	35.731	23.674	22.603	2'02.007	196,3	12:11'58.127	12	39.566	35.585	23.367	22.528	2'01.046C	202,2	12:12'14.125
13	39.710	35.875	22.359	22.393	2'00.337	194,5	12:13'58.464	13	39.764	35.167	23.318	22.477	2'00.726	198,5	12:14'14.851
14	39.692	35.752	22.458	22.613	2'00.515	196,3	12:15'58.979	14	39.579	44.425	24.708	34.366	2'23.078P	202,5	12:16'37.929
29° 19 L. BERNARDI (2'00.398)								33° 13 D. IOZZO (2'01.191)							
Lap	Seg.1	Seg.2	Seg.3	Seg.4	Lap Time	km/h	Local Time	Lap	Seg.1	Seg.2	Seg.3	Seg.4	Lap Time	km/h	Local Time
1		38.966	23.617	23.462			11:47'10.423	1		53.550	32.330	38.145			11:48'00.508
2	40.779	36.103	22.929	23.061	2'02.872	201,4	11:49'13.295	2	5'47.740	37.223	23.344	23.228	7'11.535P		11:55'12.043
3	40.463	36.361	22.825	22.841	2'02.490	194,9	11:51'15.785	3	39.909	36.446	23.184	23.286	2'02.825	198,8	11:57'14.868
4	39.667	35.912	22.688	22.968	2'01.235	200,7	11:53'17.020	4	39.862	36.316	22.880	22.727	2'01.785	192,1	11:59'16.653
5	39.811	37.664	23.999	22.665	2'04.139	196,7	11:55'21.159	5	39.836	35.857	22.730	22.768	2'01.191	194,5	12:01'17.844
6	39.550	36.248	22.851	22.786	2'01.435	201,4	11:57'22.594	6	39.799	36.120	22.695	22.627	2'01.241	193,2	12:03'19.085
7	39.338	35.654	22.707	22.699	2'00.398	199,9	11:59'22.992	7	39.543	35.639	23.077	23.183	2'01.442	194,5	12:05'20.527
8	39.629	35.693	22.624	22.517	2'00.463	199,6	12:01'23.455	8	41.475	41.813	23.362	31.148	2'17.798P	186,8	12:07'38.325
9	39.742	35.681	24.375	24.176	2'03.974	200,7	12:03'27.429	9	2'12.148	39.370	25.369	23.729	3'40.616P		12:11'18.941
10	46.331	37.945	22.996	31.312	2'18.584P	191,4	12:05'46.013	10	41.189	36.763	23.124	22.463	2'03.539	186,5	12:13'22.480
11	1'18.066	35.902	22.869	22.895	2'39.732P		12:08'25.745	11	39.664	36.156	22.453	23.006	2'01.279	193,5	12:15'23.759
12	40.191	35.680	22.717	23.030	2'01.618	190,8	12:10'27.363								
13	40.112	35.727	22.892	22.987	2'01.718	191,1	12:12'29.081								
14	42.123	35.899	22.651	22.786	2'03.459	191,4	12:14'32.540								
15	39.991	35.815	22.684	22.833	2'01.323	193,8	12:16'33.863								

14/09/2018 P = Pits In/Out - C = Lap Time Cancelled

These data/results cannot be reproduced, stored and/or transmitted in whole or in part by any manner of electronic, mechanical, photocopying, recording, broadcasting or otherwise now known or herein after developed without the previous express consent by the copyright owner, except for reproduction in daily press and regular printed publications on sale to the public within 60 days of the event related to those data/results and always provided that copyright symbol appears together as follows below.

© DORNA WSBK ORGANIZATION Srl 2018



Official Fuel Supplier

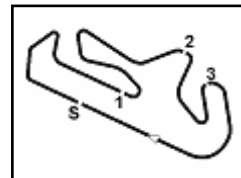


FKR PERUGIA TIMING

Official Tyre Supplier



Official Timekeeper



NOLAN Portuguese Round, 14 - 16 September 2018

World Supersport 300 - Chronological Analysis Free Practice 1st Session

34° 34 J. MAHAFFY (2'01.305)								38° 58 T. FINOCCHIARO (2'02.650)							
Lap	Seg.1	Seg.2	Seg.3	Seg.4	Lap Time	km/h	Local Time	Lap	Seg.1	Seg.2	Seg.3	Seg.4	Lap Time	km/h	Local Time
1		40.953	26.027	24.630			11:47'18.357	1		39.576	24.966	24.131			11:47'18.060
2	42.105	38.202	24.104	23.810	2'08.221	199,2	11:49'26.578	2	46.030	42.208	26.523	46.765	2'41.526P	169,6	11:49'59.586
3	42.116	41.139	25.456	23.801	2'12.512	193,5	11:51'39.090	3	9'34.976	38.350	23.713	23.675	1'10'0.714P		12:01'00.300
4	40.992	37.294	23.815	30.452	2'12.553P	194,5	11:53'51.643	4	41.744	37.515	23.328	23.066	2'05.653	191,4	12:03'05.953
5	4'51.664	37.272	23.444	23.440	6'15.820P		12:00'07.463	5	40.883	37.376	23.354	23.225	2'04.838	192,5	12:05'10.791
6	40.363	36.108	23.797	23.076	2'03.344	194,2	12:02'10.807	6	41.769	36.986	23.188	23.069	2'05.012	190,8	12:07'15.803
7	40.113	36.683	23.708	27.781	2'08.285P	195,2	12:04'19.092	7	40.827	36.425	22.893	23.057	2'03.202	190,4	12:09'19.005
8	3'03.399	37.219	23.036	23.075	4'26.729P		12:08'45.821	8	40.863	36.593	23.117	23.018	2'03.591	190,8	12:11'22.596
9	39.938	35.849	23.055	22.923	2'01.765	194,9	12:10'47.586	9	40.640	36.271	22.942	22.797	2'02.650	197,4	12:13'25.246
10	42.683	36.348	23.034	22.996	2'05.061	194,5	12:12'52.647	10	40.032	36.507	24.061	23.000	2'03.600	198,1	12:15'28.846
11	39.553	36.131	23.119	22.719	2'01.522	195,2	12:14'54.169								
12	39.644	35.733	22.927	23.001	2'01.305	204,1	12:16'55.474								
35° 28 D. KOOPMAN (2'01.370)								39° 10 P. FRAGOSO (2'03.632)							
Lap	Seg.1	Seg.2	Seg.3	Seg.4	Lap Time	km/h	Local Time	Lap	Seg.1	Seg.2	Seg.3	Seg.4	Lap Time	km/h	Local Time
1		38.379	24.121	24.298			11:47'24.921	1		39.453	24.636	23.452			11:47'15.744
2	41.413	36.907	23.177	23.348	2'04.845	186,5	11:49'29.766	2	42.268	36.561	23.450	22.690	2'04.969	201,4	11:49'20.713
3	40.674	38.138	23.367	30.404	2'12.583P	188,1	11:51'42.349	3	41.602	36.623	23.600	22.953	2'04.778	203,3	11:51'25.491
4	3'20.643	36.918	23.356	23.479	4'44.396P		11:56'26.745	4	41.374	38.326	23.474	22.851	2'06.025	197,0	11:53'31.516
5	40.855	36.411	23.180	23.506	2'03.952	188,8	11:58'30.697	5	42.542	37.014	23.584	23.224	2'06.364	198,1	11:55'37.880
6	40.742	36.354	22.779	23.312	2'03.187	188,8	12:00'33.884	6	44.441	37.982	23.614	32.204	2'18.241P	198,5	11:57'56.121
7	40.330	36.202	23.007	23.234	2'02.773	192,8	12:02'36.657	7	8'25.862	37.188	23.433	23.560	9'50.043P		12:07'46.164
8	40.215	36.107	22.857	23.048	2'02.227	189,1	12:04'38.884	8	41.732	36.948	24.096	23.202	2'05.978	193,5	12:09'52.142
9	40.834	36.299	23.548	22.757	2'03.438	188,1	12:06'42.322	9	41.189	36.431	23.723	23.082	2'04.425C	192,8	12:11'56.567
10	39.855	35.813	22.666	23.036	2'01.370	191,4	12:08'43.692	10	41.929	36.540	26.910	22.665	2'08.044	199,9	12:14'04.611
11	40.005	36.477	26.194	22.760	2'05.436	189,1	12:10'49.128	11	41.159	36.082	23.326	23.065	2'03.632	197,4	12:16'08.243
12	39.878	35.801	28.003	23.017	2'06.699	193,2	12:12'55.827								
13	42.037	37.490	23.405	22.921	2'05.853	190,4	12:15'01.680								
36° 78 J. FORAY (2'01.553)								40° 5 R. VOS (2'03.959)							
Lap	Seg.1	Seg.2	Seg.3	Seg.4	Lap Time	km/h	Local Time	Lap	Seg.1	Seg.2	Seg.3	Seg.4	Lap Time	km/h	Local Time
1		38.636	24.230	22.898			11:47'13.580	1		38.050	24.276	23.610			11:47'12.432
2	40.339	37.035	23.529	23.175	2'04.078	198,5	11:49'17.658	2	41.111	37.007	23.649	23.292	2'05.059	197,0	11:49'17.491
3	40.069	36.820	24.084	28.039	2'09.012P	206,0	11:51'26.670	3	40.414	37.163	23.826	23.578	2'04.981	199,2	11:51'22.472
4	2'17.665	37.385	23.306	23.453	3'41.809P		11:55'08.479	4	40.562	36.708	24.214	23.305	2'04.789	201,8	11:53'27.261
5	40.014	36.227	23.352	23.140	2'02.733	197,4	11:57'11.212	5	40.093	37.198	23.845	23.271	2'04.407	202,9	11:55'31.668
6	40.040	36.247	22.754	22.836	2'01.877	197,7	11:59'13.089	6	40.465	36.640	23.387	23.467	2'03.959	202,5	11:57'35.627
7	40.134	36.503	23.134	22.816	2'02.587	195,6	12:01'15.676	7	40.527	37.066	23.287	23.351	2'04.231	194,5	11:59'39.858
8	39.890	36.200	22.818	22.645	2'01.553	195,2	12:03'17.229	8	40.494	36.943	23.384	23.712	2'04.533	199,6	12:01'44.391
9	39.815	36.675	44.463	30.317	2'31.270P	196,7	12:05'48.499	9	41.189	36.852	23.698	33.267	2'15.006P	193,5	12:03'59.397
10	1'59.113	36.588	24.488	24.318	3'24.507P		12:09'13.006	10	5'17.560	37.258	25.619	23.387	6'43.824P		12:10'43.221
11	40.108	37.603	25.171	23.337	2'06.219	192,1	12:11'19.225	11	40.970	36.992	24.047	23.409	2'05.418	193,2	12:12'48.639
12	40.339	36.232	22.836	22.982	2'02.389	190,4	12:13'21.614	12	40.971	36.742	23.948	23.514	2'05.175	191,8	12:14'53.814
13	40.417	37.210	24.193	22.630	2'04.450	188,5	12:15'26.064	13	41.198	36.862	24.569	24.518	2'07.147	191,1	12:17'00.961
37° 7 N. SETTIMO (2'02.150)															
Lap	Seg.1	Seg.2	Seg.3	Seg.4	Lap Time	km/h	Local Time								
1		39.026	25.681	23.553			11:47'14.625								
2	41.121	36.536	23.213	22.748	2'03.618	195,2	11:49'18.243								
3	41.159	36.888	23.150	22.815	2'04.012	189,8	11:51'22.255								
4	41.051	36.784	24.114	23.418	2'05.367	198,1	11:53'27.622								
5	40.533	36.903	23.402	23.162	2'04.000	191,4	11:55'31.622								
6	40.626	36.889	23.089	23.418	2'04.022	199,6	11:57'35.644								
7	40.750	36.203	23.022	23.256	2'03.231	193,2	11:59'38.875								
8	40.972	36.870	22.785	23.453	2'04.080	191,8	12:01'42.955								
9	41.075	36.920	23.444	35.092	2'16.531P	190,8	12:03'59.486								
10	2'28.358	37.572	24.165	24.233	3'54.328P		12:07'53.814								
11	40.363	37.123	22.664	22.825	2'02.975	194,5	12:09'56.789								
12	40.443	36.076	22.984	23.015	2'02.518	192,1	12:11'59.307								
13	40.052	36.470	23.256	23.001	2'02.779	193,2	12:14'02.086								
14	40.247	36.205	22.630	23.068	2'02.150	192,5	12:16'04.236								

14/09/2018 P = Pits In/Out - C = Lap Time Cancelled

These data/results cannot be reproduced, stored and/or transmitted in whole or in part by any manner of electronic, mechanical, photocopying, recording, broadcasting or otherwise now known or herein after developed without the previous express consent by the copyright owner, except for reproduction in daily press and regular printed publications on sale to the public within 60 days of the event related to those data/results and always provided that copyright symbol appears together as follows below.

© DORNA WSBK ORGANIZATION Srl 2018



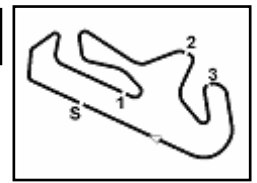
Official Fuel Supplier



Official Tyre Supplier



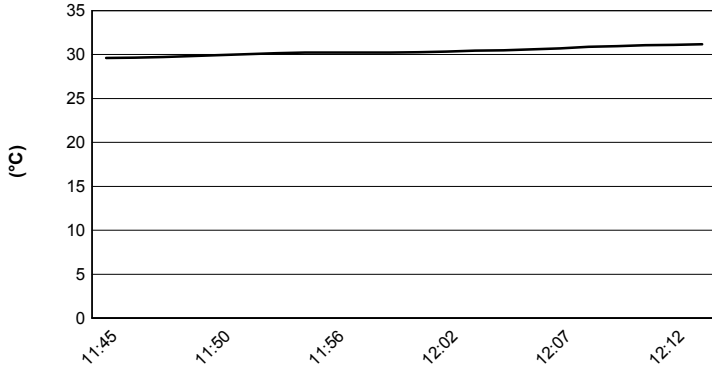
Official Timekeeper



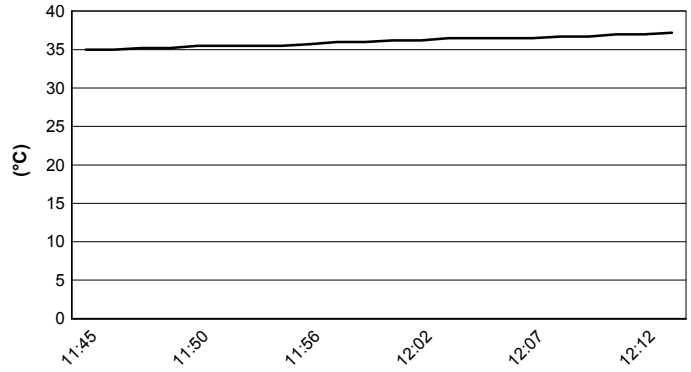
Portimao 4.592 m

NOLAN Portuguese Round, 14 - 16 September 2018
World Supersport 300 - Weather Report Free Practice 1st Session
 Session started 11:45 - Session ended 12:17


Air Temperature



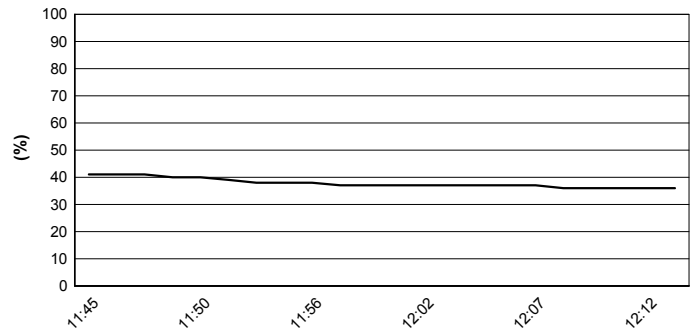
Track Temperature



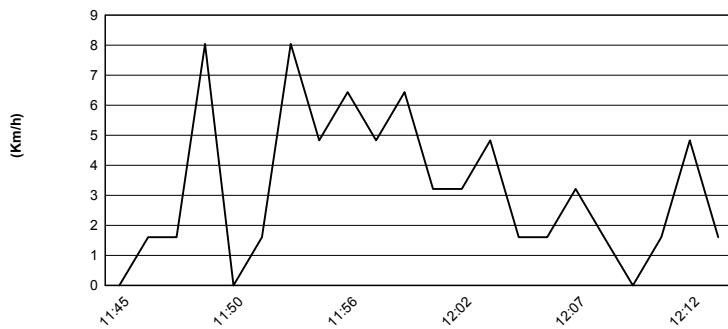
Air Pressure



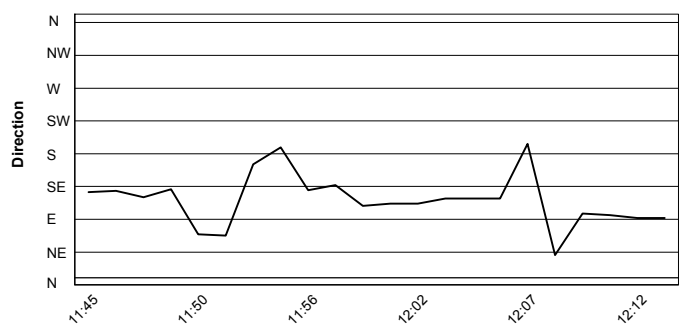
Humidity



Wind Speed



Wind Direction



14/09/2018

These data/results cannot be reproduced, stored and/or transmitted in whole or in part by any manner of electronic, mechanical, photocopying, recording, broadcasting or otherwise now known or herein after developed without the previous express consent by the copyright owner, except for reproduction in daily press and regular printed publications on sale to the public within 60 days of the event related to those data/results and always provided that copyright symbol appears together as follows below.

© DORNA WSBK ORGANIZATION Srl 2018



Official Fuel Supplier



FICR PERUGIA TIMING

Official Tyre Supplier



Official Timekeeper