

NOLAN Portuguese Round, 14 - 16 September 2018

World Supersport 300 - Free Practices Combined Results

Portimao 4.592 m

| No. | Rider | Nat | Team | Bike | FP1 | FP2 | Time | Gap | Rel. | Avg Laps |
|-----|-------------------------------|-----|---|--------------------|-----------------|-----------------|-----------------|-------|-------|------------|
| 1 | 81 M. GONZALEZ | ESP | Pertamina Almeria BCD Junior Team by MS | Yamaha YZF-R3 | 1'57.246 | 1'57.949 | 1'57.246 | | | 140,996 20 |
| 2 | 95 S. DEROUE | NED | Motoport Kawasaki | Kawasaki Ninja 400 | 1'57.685 | 1'57.583 | 1'57.583 | 0.337 | 0.337 | 140,592 26 |
| 3 | 8 M. PEREZ | ESP | Kawasaki ParkinGO Team | Kawasaki Ninja 400 | 1'58.490 | 1'57.903 | 1'57.903 | 0.657 | 0.320 | 140,210 23 |
| 4 | 2 A. CARRASCO | ESP | DS Junior Team | Kawasaki Ninja 400 | 1'57.969 | 1'57.914 | 1'57.914 | 0.668 | 0.011 | 140,197 21 |
| 5 | 69 M. HERRERA | ESP | BCD Yamaha MS Racing | Yamaha YZF-R3 | 1'57.970 | 1'58.021 | 1'57.970 | 0.724 | 0.056 | 140,131 23 |
| 6 | 71 T. EDWARDS | AUS | Nutec - Benjan - Kawasaki | Kawasaki Ninja 400 | 1'58.104 | 1'57.974 | 1'57.974 | 0.728 | 0.004 | 140,126 22 |
| 7 | 33 D. VALLE | ESP | BCD Yamaha MS Racing | Yamaha YZF-R3 | 1'58.203 | 1'57.983 | 1'57.983 | 0.737 | 0.009 | 140,115 22 |
| 8 | 43 L. GRUNWALD | GER | Freudenberg KTM WorldSSP Team | KTM RC 390 R | 1'58.657 | 1'58.006 | 1'58.006 | 0.760 | 0.023 | 140,088 21 |
| 9 | 20 D. LOUREIRO | RSA | DS Junior Team | Kawasaki Ninja 400 | 1'58.702 | 1'58.031 | 1'58.031 | 0.785 | 0.025 | 140,058 24 |
| 10 | 21 B. SANCHEZ | ESP | ETG Racing | Kawasaki Ninja 400 | 1'58.100 | 1'58.412 | 1'58.100 | 0.854 | 0.069 | 139,976 27 |
| 11 | 6 R. SCHOTMAN | NED | Motoport Kawasaki | Kawasaki Ninja 400 | 1'58.324 | 1'58.195 | 1'58.195 | 0.949 | 0.095 | 139,864 24 |
| 12 | 41 J. JÄHNIG | GER | Freudenberg KTM Junior Team | KTM RC 390 R | 1'58.718 | 1'58.241 | 1'58.241 | 0.995 | 0.046 | 139,809 23 |
| 13 | 93 W. KHAN | NED | Nutec - Benjan - Kawasaki | Kawasaki Ninja 400 | 1'58.447 | 1'58.683 | 1'58.447 | 1.201 | 0.206 | 139,566 22 |
| 14 | 79 T. ALONSO | POR | Samurai Racing | Yamaha YZF-R3 | 1'59.528 | 1'58.565 | 1'58.565 | 1.319 | 0.118 | 139,427 26 |
| 15 | 47 F. HERNANDEZ MOYANO | ESP | Kawasaki PALMETO PL Racing | Kawasaki Ninja 400 | 1'58.888 | 1'58.762 | 1'58.762 | 1.516 | 0.197 | 139,196 26 |
| 16 | 87 A. BÖRNER | GER | DEZA-Cordaba-Patrimonio de la Humanidad | Kawasaki Ninja 400 | 1'59.825 | 1'58.872 | 1'58.872 | 1.626 | 0.110 | 139,067 22 |
| 17 | 22 N. KALININ | UKR | GP Project Team | Kawasaki Ninja 400 | 1'59.696 | 1'58.929 | 1'58.929 | 1.683 | 0.057 | 139,001 18 |
| 18 | 97 M. KAPPLER | GER | Freudenberg KTM WorldSSP Team | KTM RC 390 R | 1'59.326 | 1'58.948 | 1'58.948 | 1.702 | 0.019 | 138,978 22 |
| 19 | 12 A. RUSMIPUTRO | INA | Pertamina Almeria BCD by MS Racing | Yamaha YZF-R3 | 1'58.972 | 1'59.279 | 1'58.972 | 1.726 | 0.024 | 138,950 23 |
| 20 | 72 V. STEEMAN | NED | KTM Fortron Junior Team | KTM RC 390 R | 1'59.313 | 1'59.007 | 1'59.007 | 1.761 | 0.035 | 138,909 26 |
| 21 | 99 P. GRASSIA | ITA | BIBLION YAMAHA MOTOXRACING | Yamaha YZF-R3 | 1'59.880 | 1'59.034 | 1'59.034 | 1.788 | 0.027 | 138,878 27 |
| 22 | 64 H. DE CANCELLIS | FRA | Team Toth - Yart | Yamaha YZF-R3 | 1'59.982 | 1'59.041 | 1'59.041 | 1.795 | 0.007 | 138,870 27 |
| 23 | 55 G. HENDRA PRATAMA | INA | BIBLION YAMAHA MOTOXRACING | Yamaha YZF-R3 | 1'59.250 | 1'59.055 | 1'59.055 | 1.809 | 0.014 | 138,853 26 |
| 24 | 15 G. VAN STRAALLEN | NED | KTM Fortron Racing Team | KTM RC 390 R | 1'59.068 | 2'00.153 | 1'59.068 | 1.822 | 0.013 | 138,838 15 |
| 25 | 14 E. DE LA VEGA | FRA | GP Project Team | Kawasaki Ninja 400 | 1'59.279 | 1'59.386 | 1'59.279 | 2.033 | 0.211 | 138,593 26 |
| 26 | 13 D. IOZZO | RSA | Racedays | Honda CBR500R | 2'01.191 | 1'59.468 | 1'59.468 | 2.222 | 0.189 | 138,373 24 |
| 27 | 52 G. ERILL | ESP | DEZA-Cordaba-Patrimonio de la Humanidad | Kawasaki Ninja 400 | 2'00.261 | 1'59.655 | 1'59.655 | 2.409 | 0.187 | 138,157 26 |
| 28 | 19 L. BERNARDI | ITA | Team Trasimeno | Yamaha YZF-R3 | 2'00.398 | 1'59.691 | 1'59.691 | 2.445 | 0.036 | 138,116 28 |
| 29 | 61 B. SOFUOGLU | TUR | Team Trasimeno | Yamaha YZF-R3 | 2'00.337 | 1'59.866 | 1'59.866 | 2.620 | 0.175 | 137,914 25 |
| 30 | 27 F. ROVELLI | ITA | Kawasaki ParkinGO Team | Kawasaki Ninja 400 | 2'00.149 | 1'59.898 | 1'59.898 | 2.652 | 0.032 | 137,877 15 |
| 31 | 54 F. FULIGNI | ITA | GRT Yamaha WorldSSP300 Team | Yamaha YZF-R3 | 2'00.523 | 1'59.945 | 1'59.945 | 2.699 | 0.047 | 137,823 24 |
| 32 | 30 D. BLIN | POL | Team Toth - Yart | Yamaha YZF-R3 | 2'00.623 | 1'59.956 | 1'59.956 | 2.710 | 0.011 | 137,811 27 |
| 33 | 34 J. MAHAFFY | AUS | TERRA E MOTO | Yamaha YZF-R3 | 2'01.305 | 2'00.200 | 2'00.200 | 2.954 | 0.244 | 137,531 24 |
| 34 | 44 S. LOCHOFF | RSA | Samurai Racing | Yamaha YZF-R3 | 2'00.726 | 2'00.711 | 2'00.711 | 3.465 | 0.511 | 136,949 27 |
| 35 | 28 D. KOOPMAN | NED | GRT Yamaha WorldSSP300 Team | Yamaha YZF-R3 | 2'01.370 | 2'01.103 | 2'01.103 | 3.857 | 0.392 | 136,505 26 |
| 36 | 78 J. FORAY | FRA | ETG Racing | Kawasaki Ninja 400 | 2'01.553 | 2'01.412 | 2'01.412 | 4.166 | 0.309 | 136,158 25 |
| 37 | 7 N. SETTIMO | ITA | Scuderia Maranga Racing | Honda CBR500R | 2'02.150 | 2'01.584 | 2'01.584 | 4.338 | 0.172 | 135,965 27 |
| 38 | 58 T. FINOCCHIARO | GBR | Scuderia Maranga Racing | Honda CBR500R | 2'02.650 | 2'01.873 | 2'01.873 | 4.627 | 0.289 | 135,643 23 |
| 39 | 10 P. FRAGOSO | POR | Miguel Oliveira Racing Team | KTM RC 390 R | 2'03.632 | 2'02.585 | 2'02.585 | 5.339 | 0.712 | 134,855 20 |
| 40 | 5 R. VOS | NED | KTM Fortron Racing Team | KTM RC 390 R | 2'03.959 | 2'03.048 | 2'03.048 | 5.802 | 0.463 | 134,348 23 |

14/09/2018

These data/results cannot be reproduced, stored and/or transmitted in whole or in part by any manner of electronic, mechanical, photocopying, recording, broadcasting or otherwise now known or herein after developed without the previous express consent by the copyright owner, except for reproduction in daily press and regular printed publications on sale to the public within 60 days of the event related to those data/results and always provided that copyright symbol appears together as follows below.

© DORNA WSBK ORGANIZATION Srl 2018



Official Fuel Supplier



Official Tyre Supplier



Official Timekeeper

NOLAN Portuguese Round, 14 - 16 September 2018

World Supersport 300 - Results Free Practice 2nd Session

Portimao 4.592 m

1 / 2

| No. | Rider | Nat | Team | Bike | Time | Gap | Rel. | Laps | Speed | |
|-----|------------------------|-----|---|--------------------|-----------------|-------|-------|------|---------|--------------|
| | | | | | | | | | Avg | Max |
| 1 | 95 S. DEROUE | NED | Motoport Kawasaki | Kawasaki Ninja 400 | 1'57.583 | | | 13 | 140,592 | 215,9 |
| 2 | 8 M. PEREZ | ESP | Kawasaki ParkinGO Team | Kawasaki Ninja 400 | 1'57.903 | 0.320 | 0.320 | 10 | 140,210 | 214,6 |
| 3 | 2 A. CARRASCO | ESP | DS Junior Team | Kawasaki Ninja 400 | 1'57.914 | 0.331 | 0.011 | 10 | 140,197 | 212,9 |
| 4 | 81 M. GONZALEZ | ESP | Pertamina Almeria BCD Junior Team by MS | Yamaha YZF-R3 | 1'57.949 | 0.366 | 0.035 | 11 | 140,155 | 201,0 |
| 5 | 71 T. EDWARDS | AUS | Nutec - Benjan - Kawasaki | Kawasaki Ninja 400 | 1'57.974 | 0.391 | 0.025 | 12 | 140,126 | 215,0 |
| 6 | 33 D. VALLE | ESP | BCD Yamaha MS Racing | Yamaha YZF-R3 | 1'57.983 | 0.400 | 0.009 | 11 | 140,115 | 206,8 |
| 7 | 43 L. GRUNWALD | GER | Freudenberg KTM WorldSSP Team | KTM RC 390 R | 1'58.006 | 0.423 | 0.023 | 10 | 140,088 | 213,3 |
| 8 | 69 M. HERRERA | ESP | BCD Yamaha MS Racing | Yamaha YZF-R3 | 1'58.021 | 0.438 | 0.015 | 11 | 140,070 | 202,5 |
| 9 | 20 D. LOUREIRO | RSA | DS Junior Team | Kawasaki Ninja 400 | 1'58.031 | 0.448 | 0.010 | 13 | 140,058 | 218,0 |
| 10 | 6 R. SCHOTMAN | NED | Motoport Kawasaki | Kawasaki Ninja 400 | 1'58.195 | 0.612 | 0.164 | 13 | 139,864 | 214,2 |
| 11 | 41 J. JÄHNIG | GER | Freudenberg KTM Junior Team | KTM RC 390 R | 1'58.241 | 0.658 | 0.046 | 12 | 139,809 | 213,3 |
| 12 | 21 B. SANCHEZ | ESP | ETG Racing | Kawasaki Ninja 400 | 1'58.412 | 0.829 | 0.171 | 14 | 139,607 | 213,7 |
| 13 | 79 T. ALONSO | POR | Samurai Racing | Yamaha YZF-R3 | 1'58.565 | 0.982 | 0.153 | 14 | 139,427 | 208,0 |
| 14 | 93 W. KHAN | NED | Nutec - Benjan - Kawasaki | Kawasaki Ninja 400 | 1'58.683 | 1.100 | 0.118 | 12 | 139,289 | 212,9 |
| 15 | 47 F. HERNANDEZ MOYANO | ESP | Kawasaki PALMETO PL Racing | Kawasaki Ninja 400 | 1'58.762 | 1.179 | 0.079 | 13 | 139,196 | 216,7 |
| 16 | 87 A. BÖRNER | GER | DEZA-Cordaba-Patrimonio de la Humanidad | Kawasaki Ninja 400 | 1'58.872 | 1.289 | 0.110 | 14 | 139,067 | 212,1 |
| 17 | 22 N. KALININ | UKR | GP Project Team | Kawasaki Ninja 400 | 1'58.929 | 1.346 | 0.057 | 12 | 139,001 | 208,4 |
| 18 | 97 M. KAPPLER | GER | Freudenberg KTM WorldSSP Team | KTM RC 390 R | 1'58.948 | 1.365 | 0.019 | 11 | 138,978 | 209,2 |
| 19 | 72 V. STEEMAN | NED | KTM Fortron Junior Team | KTM RC 390 R | 1'59.007 | 1.424 | 0.059 | 14 | 138,909 | 211,6 |
| 20 | 99 P. GRASSIA | ITA | BIBLION YAMAHA MOTOXRACING | Yamaha YZF-R3 | 1'59.034 | 1.451 | 0.027 | 14 | 138,878 | 207,6 |
| 21 | 64 H. DE CANCELLIS | FRA | Team Toth - Yart | Yamaha YZF-R3 | 1'59.041 | 1.458 | 0.007 | 14 | 138,870 | 210,4 |
| 22 | 55 G. HENDRA PRATAMA | INA | BIBLION YAMAHA MOTOXRACING | Yamaha YZF-R3 | 1'59.055 | 1.472 | 0.014 | 14 | 138,853 | 207,2 |
| 23 | 12 A. RUSMIPUTRO | INA | Pertamina Almeria BCD by MS Racing | Yamaha YZF-R3 | 1'59.279 | 1.696 | 0.224 | 11 | 138,593 | 204,8 |
| 24 | 14 E. DE LA VEGA | FRA | GP Project Team | Kawasaki Ninja 400 | 1'59.386 | 1.803 | 0.107 | 13 | 138,468 | 209,2 |
| 25 | 13 D. IOZZO | RSA | Racedays | Honda CBR500R | 1'59.468 | 1.885 | 0.082 | 14 | 138,373 | 204,1 |
| 26 | 52 G. ERILL | ESP | DEZA-Cordaba-Patrimonio de la Humanidad | Kawasaki Ninja 400 | 1'59.655 | 2.072 | 0.187 | 13 | 138,157 | 210,0 |
| 27 | 19 L. BERNARDI | ITA | Team Trasimeno | Yamaha YZF-R3 | 1'59.691 | 2.108 | 0.036 | 14 | 138,116 | 206,8 |
| 28 | 61 B. SOFUOGLU | TUR | Team Trasimeno | Yamaha YZF-R3 | 1'59.866 | 2.283 | 0.175 | 12 | 137,914 | 202,9 |
| 29 | 27 F. ROVELLI | ITA | Kawasaki ParkinGO Team | Kawasaki Ninja 400 | 1'59.898 | 2.315 | 0.032 | 7 | 137,877 | 206,0 |
| 30 | 54 F. FULIGNI | ITA | GRT Yamaha WorldSSP300 Team | Yamaha YZF-R3 | 1'59.945 | 2.362 | 0.047 | 11 | 137,823 | 204,8 |
| 31 | 30 D. BLIN | POL | Team Toth - Yart | Yamaha YZF-R3 | 1'59.956 | 2.373 | 0.011 | 14 | 137,811 | 204,8 |
| 32 | 15 G. VAN STRAALEN | NED | KTM Fortron Racing Team | KTM RC 390 R | 2'00.153 | 2.570 | 0.197 | 2 | 137,585 | 215,9 |
| 33 | 34 J. MAHAFFY | AUS | TERRA E MOTO | Yamaha YZF-R3 | 2'00.200 | 2.617 | 0.047 | 13 | 137,531 | 213,3 |
| 34 | 44 S. LOCHOFF | RSA | Samurai Racing | Yamaha YZF-R3 | 2'00.711 | 3.128 | 0.511 | 14 | 136,949 | 208,4 |
| 35 | 28 D. KOOPMAN | NED | GRT Yamaha WorldSSP300 Team | Yamaha YZF-R3 | 2'01.103 | 3.520 | 0.392 | 14 | 136,505 | 208,4 |
| 36 | 78 J. FORAY | FRA | ETG Racing | Kawasaki Ninja 400 | 2'01.412 | 3.829 | 0.309 | 13 | 136,158 | 210,4 |
| 37 | 7 N. SETTIMO | ITA | Scuderia Maranga Racing | Honda CBR500R | 2'01.584 | 4.001 | 0.172 | 14 | 135,965 | 210,0 |
| 38 | 58 T. FINOCCHIARO | GBR | Scuderia Maranga Racing | Honda CBR500R | 2'01.873 | 4.290 | 0.289 | 14 | 135,643 | 208,8 |
| 39 | 10 P. FRAGOSO | POR | Miguel Oliveira Racing Team | KTM RC 390 R | 2'02.585 | 5.002 | 0.712 | 10 | 134,855 | 210,0 |
| 40 | 5 R. VOS | NED | KTM Fortron Racing Team | KTM RC 390 R | 2'03.048 | 5.465 | 0.463 | 11 | 134,348 | 206,8 |

Qualifying Lap Time (107% of 1'57.583): 2'05.815

| | | | | |
|-------|------------|-----|-------|------|
| AIR | Humidity: | 65% | Temp: | 25°C |
| TRACK | Condition: | Dry | Temp: | 37°C |

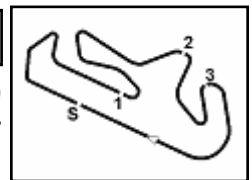
| | | | | | |
|---------|---------------|-----------------|----------|---------|------|
| Records | Pole (SP2) | 2017 A.Coppola | 2'00.128 | 137,610 | Km/h |
| | Race (RC) | 2017 M.Perez | 1'58.675 | 139,300 | Km/h |
| | Circuit (FP1) | 2018 M.Gonzalez | 1'57.246 | 141,000 | Km/h |

Start 14/09/2018 17:10 End 17:41 The results are provisional until the end of the time limit for protests and appeals and the completion of the technical checks.

These data/results cannot be reproduced, stored and/or transmitted in whole or in part by any manner of electronic, mechanical, photocopying, recording, broadcasting or otherwise now known or herein after developed without the previous express consent by the copyright owner, except for reproduction in daily press and regular printed publications on sale to the public within 60 days of the event related to those data/results and always provided that copyright symbol appears together as follows below.

© DORNA WSBK ORGANIZATION Srl 2018





NOLAN Portuguese Round, 14 - 16 September 2018

World Supersport 300 - Results Free Practice 2nd Session

Session Highlights

| Local Time | No. Rider | Description |
|------------|---------------------|------------------------------------|
| 17.10.00 | | Start |
| 17.15.03 | 79 T. ALONSO | On the Gravel - Re-Joined - Turn 1 |
| 17.15.03 | 34 J. MAHAFFY | On the Gravel - Re-Joined - Turn 1 |
| 17.15.10 | 10 P. FRAGOSO | On the Gravel - Re-Joined - Turn 1 |
| 17.15.41 | 10 P. FRAGOSO | On the Gravel - Re-Joined - Turn 4 |
| 17.16.02 | 81 M. GONZALEZ | On the Gravel - Re-Joined - Turn 1 |
| 17.17.12 | 10 P. FRAGOSO | On the Gravel - Re-Joined - Turn 1 |
| 17.17.45 | 15 G. VAN STRAALLEN | Crashed - Turn 8 |
| 17.18.05 | 81 M. GONZALEZ | On the Gravel - Re-Joined - Turn 1 |
| 17.19.00 | 95 S. DEROUE | Technical Problem - Turn 3 |
| 17.19.11 | 95 S. DEROUE | Re-joined |
| 17.19.35 | 21 B. SANCHEZ | On the Gravel - Re-Joined - Turn 1 |
| 17.19.35 | 12 A. RUSMIPUTRO | On the Gravel - Re-Joined - Turn 1 |
| 17.23.23 | 95 S. DEROUE | On the Gravel - Re-Joined - Turn 1 |
| 17.23.29 | 71 T. EDWARDS | On the Gravel - Re-Joined - Turn 1 |
| 17.25.35 | 8 M. PEREZ | On the Gravel - Re-Joined - Turn 1 |
| 17.26.16 | 21 B. SANCHEZ | On the Gravel - Re-Joined - Turn 4 |
| 17.26.17 | 87 A. BÖRNER | On the Gravel - Re-Joined - Turn 4 |
| 17.26.25 | 52 G. ERILL | On the Gravel - Re-Joined - Turn 1 |
| 17.26.26 | 78 J. FORAY | On the Gravel - Re-Joined - Turn 1 |
| 17.28.48 | 13 D. IOZZO | On the Gravel - Re-Joined - Turn 1 |
| 17.30.10 | 27 F. ROVELLI | Crashed - Turn 8 |
| 17.32.45 | 64 H. DE CANCELLIS | On the Gravel - Re-Joined - Turn 1 |
| 17.32.45 | 33 D. VALLE | On the Gravel - Re-Joined - Turn 1 |
| 17.33.47 | 8 M. PEREZ | Crashed - Turn 3 |
| 17.36.20 | 71 T. EDWARDS | On the Gravel - Re-Joined - Turn 4 |
| 17.36.21 | 93 W. KHAN | On the Gravel - Re-Joined - Turn 4 |
| 17.41.58 | | End Of Session |

Fastest Laps Sequence

| No. | Rider | Nat | Team | Bike | Local Time | Time | Gap | Avg |
|-----|---------------------|-----|-------------------------------|--------------------|--------------|-----------------|--------|---------|
| 95 | S. DEROUE | NED | Motoport Kawasaki | Kawasaki Ninja 400 | 17:14'05.842 | 2'00.478 | | 137,213 |
| 79 | T. ALONSO | POR | Samurai Racing | Yamaha YZF-R3 | 17:14'06.790 | 2'00.474 | -0.004 | 137,218 |
| 21 | B. SANCHEZ | ESP | ETG Racing | Kawasaki Ninja 400 | 17:14'07.884 | 1'59.661 | -0.813 | 138,150 |
| 71 | T. EDWARDS | AUS | Nutec - Benjan - Kawasaki | Kawasaki Ninja 400 | 17:14'09.264 | 1'59.159 | -0.502 | 138,732 |
| 41 | J. JÄHNIG | GER | Freudenberg KTM Junior Team | KTM RC 390 R | 17:14'22.390 | 1'58.902 | -0.257 | 139,032 |
| 43 | L. GRUNWALD | GER | Freudenberg KTM WorldSSP Team | KTM RC 390 R | 17:14'24.299 | 1'58.786 | -0.116 | 139,168 |
| 47 | F. HERNANDEZ MOYANO | ESP | Kawasaki PALMETO PL Racing | Kawasaki Ninja 400 | 17:16'07.413 | 1'58.762 | -0.024 | 139,196 |
| 41 | J. JÄHNIG | GER | Freudenberg KTM Junior Team | KTM RC 390 R | 17:16'21.090 | 1'58.700 | -0.062 | 139,269 |
| 43 | L. GRUNWALD | GER | Freudenberg KTM WorldSSP Team | KTM RC 390 R | 17:16'22.305 | 1'58.006 | -0.694 | 140,088 |
| 8 | M. PEREZ | ESP | Kawasaki ParkinGO Team | Kawasaki Ninja 400 | 17:33'00.014 | 1'57.903 | -0.103 | 140,210 |
| 95 | S. DEROUE | NED | Motoport Kawasaki | Kawasaki Ninja 400 | 17:39'11.089 | 1'57.786 | -0.117 | 140,349 |
| 95 | S. DEROUE | NED | Motoport Kawasaki | Kawasaki Ninja 400 | 17:41'08.672 | 1'57.583 | -0.203 | 140,592 |

14/09/2018 Start End The results are provisional until the end of the time limit for protests and appeals and the completion of the technical checks.

These data/results cannot be reproduced, stored and/or transmitted in whole or in part by any manner of electronic, mechanical, photocopying, recording, broadcasting or otherwise now known or herein after developed without the previous express consent by the copyright owner, except for reproduction in daily press and regular printed publications on sale to the public within 60 days of the event related to those data/results and always provided that copyright symbol appears together as follows below.

© DORNA WSBK ORGANIZATION Srl 2018



Official Fuel Supplier

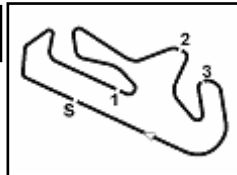


PIRELLI

Official Tyre Supplier



Official Timekeeper



NOLAN Portuguese Round, 14 - 16 September 2018

World Supersport 300 - Best Sectors & Speed Free Practice 2nd Session

Portimao 4.592 m

| BEST LAP | | |
|----------|------------------------|-----------------------------|
| 1 | 95 S. DEROUE | Kawasaki Ninja 400 1'57.583 |
| 2 | 8 M. PEREZ | Kawasaki Ninja 400 1'57.903 |
| 3 | 2 A. CARRASCO | Kawasaki Ninja 400 1'57.914 |
| 4 | 81 M. GONZALEZ | Yamaha YZF-R3 1'57.949 |
| 5 | 71 T. EDWARDS | Kawasaki Ninja 400 1'57.974 |
| 6 | 33 D. VALLE | Yamaha YZF-R3 1'57.983 |
| 7 | 43 L. GRUNWALD | KTM RC 390 R 1'58.006 |
| 8 | 69 M. HERRERA | Yamaha YZF-R3 1'58.021 |
| 9 | 20 D. LOUREIRO | Kawasaki Ninja 400 1'58.031 |
| 10 | 6 R. SCHOTMAN | Kawasaki Ninja 400 1'58.195 |
| 11 | 41 J. JÄHNIG | KTM RC 390 R 1'58.241 |
| 12 | 21 B. SANCHEZ | Kawasaki Ninja 400 1'58.412 |
| 13 | 79 T. ALONSO | Yamaha YZF-R3 1'58.565 |
| 14 | 93 W. KHAN | Kawasaki Ninja 400 1'58.683 |
| 15 | 47 F. HERNANDEZ MOYANO | Kawasaki Ninja 400 1'58.762 |
| 16 | 87 A. BÖRNER | Kawasaki Ninja 400 1'58.872 |
| 17 | 22 N. KALININ | Kawasaki Ninja 400 1'58.929 |
| 18 | 97 M. KAPPLER | KTM RC 390 R 1'58.948 |
| 19 | 72 V. STEEMAN | KTM RC 390 R 1'59.007 |
| 20 | 99 P. GRASSIA | Yamaha YZF-R3 1'59.034 |
| 21 | 64 H. DE CANCELLIS | Yamaha YZF-R3 1'59.041 |
| 22 | 55 G. HENDRA PRATAMA | Yamaha YZF-R3 1'59.055 |
| 23 | 12 A. RUSMIPUTRO | Yamaha YZF-R3 1'59.279 |
| 24 | 14 E. DE LA VEGA | Kawasaki Ninja 400 1'59.386 |
| 25 | 13 D. IOZZO | Honda CBR500R 1'59.468 |
| 26 | 52 G. ERILL | Kawasaki Ninja 400 1'59.655 |
| 27 | 19 L. BERNARDI | Yamaha YZF-R3 1'59.691 |
| 28 | 61 B. SOFUOGLU | Yamaha YZF-R3 1'59.866 |
| 29 | 27 F. ROVELLI | Kawasaki Ninja 400 1'59.898 |
| 30 | 54 F. FULIGNI | Yamaha YZF-R3 1'59.945 |
| 31 | 30 D. BLIN | Yamaha YZF-R3 1'59.956 |
| 32 | 15 G. VAN STRAALEN | KTM RC 390 R 2'00.153 |
| 33 | 34 J. MAHAFFY | Yamaha YZF-R3 2'00.200 |
| 34 | 44 S. LOCHOFF | Yamaha YZF-R3 2'00.711 |
| 35 | 28 D. KOOPMAN | Yamaha YZF-R3 2'01.103 |
| 36 | 78 J. FORAY | Kawasaki Ninja 400 2'01.412 |
| 37 | 7 N. SETTIMO | Honda CBR500R 2'01.584 |
| 38 | 58 T. FINOCCHIARO | Honda CBR500R 2'01.873 |
| 39 | 10 P. FRAGOSO | KTM RC 390 R 2'02.585 |
| 40 | 5 R. VOS | KTM RC 390 R 2'03.048 |

| SPEED | | |
|-------|------------------------|--------------------------|
| 1 | 20 D. LOUREIRO | Kawasaki Ninja 400 218,0 |
| 2 | 47 F. HERNANDEZ MOYANO | Kawasaki Ninja 400 216,7 |
| 3 | 15 G. VAN STRAALEN | KTM RC 390 R 215,9 |
| 4 | 95 S. DEROUE | Kawasaki Ninja 400 215,9 |
| 5 | 71 T. EDWARDS | Kawasaki Ninja 400 215,0 |
| 6 | 8 M. PEREZ | Kawasaki Ninja 400 214,6 |
| 7 | 6 R. SCHOTMAN | Kawasaki Ninja 400 214,2 |
| 8 | 21 B. SANCHEZ | Kawasaki Ninja 400 213,7 |
| 9 | 41 J. JÄHNIG | KTM RC 390 R 213,3 |
| 10 | 34 J. MAHAFFY | Yamaha YZF-R3 213,3 |
| 11 | 43 L. GRUNWALD | KTM RC 390 R 213,3 |
| 12 | 2 A. CARRASCO | Kawasaki Ninja 400 212,9 |
| 13 | 93 W. KHAN | Kawasaki Ninja 400 212,9 |
| 14 | 87 A. BÖRNER | Kawasaki Ninja 400 212,1 |
| 15 | 72 V. STEEMAN | KTM RC 390 R 211,6 |
| 16 | 78 J. FORAY | Kawasaki Ninja 400 210,4 |
| 17 | 64 H. DE CANCELLIS | Yamaha YZF-R3 210,4 |
| 18 | 52 G. ERILL | Kawasaki Ninja 400 210,0 |
| 19 | 7 N. SETTIMO | Honda CBR500R 210,0 |
| 20 | 10 P. FRAGOSO | KTM RC 390 R 210,0 |
| 21 | 14 E. DE LA VEGA | Kawasaki Ninja 400 209,2 |
| 22 | 97 M. KAPPLER | KTM RC 390 R 209,2 |
| 23 | 58 T. FINOCCHIARO | Honda CBR500R 208,8 |
| 24 | 44 S. LOCHOFF | Yamaha YZF-R3 208,4 |
| 25 | 22 N. KALININ | Kawasaki Ninja 400 208,4 |
| 26 | 28 D. KOOPMAN | Yamaha YZF-R3 208,4 |
| 27 | 79 T. ALONSO | Yamaha YZF-R3 208,0 |
| 28 | 99 P. GRASSIA | Yamaha YZF-R3 207,6 |
| 29 | 55 G. HENDRA PRATAMA | Yamaha YZF-R3 207,2 |
| 30 | 33 D. VALLE | Yamaha YZF-R3 206,8 |
| 31 | 5 R. VOS | KTM RC 390 R 206,8 |
| 32 | 19 L. BERNARDI | Yamaha YZF-R3 206,8 |
| 33 | 27 F. ROVELLI | Kawasaki Ninja 400 206,0 |
| 34 | 30 D. BLIN | Yamaha YZF-R3 204,8 |
| 35 | 12 A. RUSMIPUTRO | Yamaha YZF-R3 204,8 |
| 36 | 54 F. FULIGNI | Yamaha YZF-R3 204,8 |
| 37 | 13 D. IOZZO | Honda CBR500R 204,1 |
| 38 | 61 B. SOFUOGLU | Yamaha YZF-R3 202,9 |
| 39 | 69 M. HERRERA | Yamaha YZF-R3 202,5 |
| 40 | 81 M. GONZALEZ | Yamaha YZF-R3 201,0 |

| SEG. 1 | | |
|--------|-----------------------|--------|
| 1 | 43 L. GRUNWALD | 38.029 |
| 2 | 41 J. JÄHNIG | 38.196 |
| 3 | 95 S. DEROUE | 38.320 |
| 4 | 81 M. GONZALEZ | 38.325 |
| 5 | 20 D. LOUREIRO | 38.413 |
| 6 | 2 A. CARRASCO | 38.436 |
| 7 | 71 T. EDWARDS | 38.445 |
| 8 | 21 B. SANCHEZ | 38.455 |
| 9 | 97 M. KAPPLER | 38.516 |
| 10 | 87 A. BÖRNER | 38.529 |
| 11 | 8 M. PEREZ | 38.536 |
| 12 | 6 R. SCHOTMAN | 38.539 |
| 13 | 33 D. VALLE | 38.551 |
| 14 | 69 M. HERRERA | 38.661 |
| 15 | 47 F. HERNANDEZ MOYAN | 38.686 |
| 16 | 12 A. RUSMIPUTRO | 38.725 |
| 17 | 14 E. DE LA VEGA | 38.735 |
| 18 | 64 H. DE CANCELLIS | 38.772 |
| 19 | 99 P. GRASSIA | 38.774 |
| 20 | 79 T. ALONSO | 38.799 |
| 21 | 55 G. HENDRA PRATAMA | 38.809 |
| 22 | 93 W. KHAN | 38.915 |
| 23 | 72 V. STEEMAN | 38.928 |
| 24 | 19 L. BERNARDI | 38.976 |
| 25 | 30 D. BLIN | 39.027 |
| 26 | 15 G. VAN STRAALEN | 39.066 |
| 27 | 22 N. KALININ | 39.072 |
| 28 | 52 G. ERILL | 39.102 |
| 29 | 13 D. IOZZO | 39.165 |
| 30 | 27 F. ROVELLI | 39.180 |
| 31 | 61 B. SOFUOGLU | 39.181 |
| 32 | 54 F. FULIGNI | 39.194 |
| 33 | 34 J. MAHAFFY | 39.203 |
| 34 | 44 S. LOCHOFF | 39.468 |
| 35 | 58 T. FINOCCHIARO | 39.629 |
| 36 | 78 J. FORAY | 39.642 |
| 37 | 28 D. KOOPMAN | 39.683 |
| 38 | 7 N. SETTIMO | 39.762 |
| 39 | 5 R. VOS | 39.882 |
| 40 | 10 P. FRAGOSO | 40.403 |

| SEG. 2 | | |
|--------|-----------------------|--------|
| 1 | 81 M. GONZALEZ | 34.740 |
| 2 | 8 M. PEREZ | 34.791 |
| 3 | 43 L. GRUNWALD | 34.848 |
| 4 | 95 S. DEROUE | 34.887 |
| 5 | 33 D. VALLE | 34.897 |
| 6 | 41 J. JÄHNIG | 34.905 |
| 7 | 69 M. HERRERA | 34.919 |
| 8 | 2 A. CARRASCO | 34.962 |
| 9 | 71 T. EDWARDS | 34.987 |
| 10 | 20 D. LOUREIRO | 35.039 |
| 11 | 87 A. BÖRNER | 35.058 |
| 12 | 55 G. HENDRA PRATAMA | 35.073 |
| 13 | 12 A. RUSMIPUTRO | 35.118 |
| 14 | 93 W. KHAN | 35.157 |
| 15 | 6 R. SCHOTMAN | 35.158 |
| 16 | 13 D. IOZZO | 35.163 |
| 17 | 21 B. SANCHEZ | 35.168 |
| 18 | 47 F. HERNANDEZ MOYAN | 35.172 |
| 19 | 14 E. DE LA VEGA | 35.172 |
| 20 | 72 V. STEEMAN | 35.211 |
| 21 | 79 T. ALONSO | 35.231 |
| 22 | 99 P. GRASSIA | 35.233 |
| 23 | 22 N. KALININ | 35.262 |
| 24 | 52 G. ERILL | 35.285 |
| 25 | 97 M. KAPPLER | 35.299 |
| 26 | 64 H. DE CANCELLIS | 35.347 |
| 27 | 44 S. LOCHOFF | 35.439 |
| 28 | 27 F. ROVELLI | 35.452 |
| 29 | 61 B. SOFUOGLU | 35.453 |
| 30 | 34 J. MAHAFFY | 35.471 |
| 31 | 19 L. BERNARDI | 35.536 |
| 32 | 54 F. FULIGNI | 35.628 |
| 33 | 30 D. BLIN | 35.631 |
| 34 | 15 G. VAN STRAALEN | 35.856 |
| 35 | 78 J. FORAY | 35.964 |
| 36 | 7 N. SETTIMO | 36.008 |
| 37 | 28 D. KOOPMAN | 36.080 |
| 38 | 58 T. FINOCCHIARO | 36.146 |
| 39 | 10 P. FRAGOSO | 36.272 |
| 40 | 5 R. VOS | 36.383 |

| SEG. 3 | | |
|--------|-----------------------|--------|
| 1 | 81 M. GONZALEZ | 22.043 |
| 2 | 69 M. HERRERA | 22.043 |
| 3 | 95 S. DEROUE | 22.047 |
| 4 | 6 R. SCHOTMAN | 22.098 |
| 5 | 33 D. VALLE | 22.114 |
| 6 | 2 A. CARRASCO | 22.192 |
| 7 | 43 L. GRUNWALD | 22.208 |
| 8 | 12 A. RUSMIPUTRO | 22.213 |
| 9 | 99 P. GRASSIA | 22.233 |
| 10 | 20 D. LOUREIRO | 22.243 |
| 11 | 8 M. PEREZ | 22.293 |
| 12 | 71 T. EDWARDS | 22.294 |
| 13 | 87 A. BÖRNER | 22.297 |
| 14 | 19 L. BERNARDI | 22.310 |
| 15 | 72 V. STEEMAN | 22.313 |
| 16 | 13 D. IOZZO | 22.321 |
| 17 | 14 E. DE LA VEGA | 22.326 |
| 18 | 93 W. KHAN | 22.345 |
| 19 | 47 F. HERNANDEZ MOYAN | 22.392 |
| 20 | 55 G. HENDRA PRATAMA | 22.394 |
| 21 | 22 N. KALININ | 22.401 |
| 22 | 61 B. SOFUOGLU | 22.412 |
| 23 | 21 B. SANCHEZ | 22.427 |
| 24 | 64 H. DE CANCELLIS | 22.459 |
| 25 | 41 J. JÄHNIG | 22.470 |
| 26 | 79 T. ALONSO | 22.530 |
| 27 | 54 F. FULIGNI | 22.534 |
| 28 | 30 D. BLIN | 22.579 |
| 29 | 34 J. MAHAFFY | 22.606 |
| 30 | 97 M. KAPPLER | 22.632 |
| 31 | 27 F. ROVELLI | 22.657 |
| 32 | 52 G. ERILL | 22.685 |
| 33 | 78 J. FORAY | 22.707 |
| 34 | 7 N. SETTIMO | 22.747 |
| 35 | 28 D. KOOPMAN | 22.768 |
| 36 | 58 T. FINOCCHIARO | 22.795 |
| 37 | 15 G. VAN STRAALEN | 22.836 |
| 38 | 44 S. LOCHOFF | 22.931 |
| 39 | 10 P. FRAGOSO | 23.077 |
| 40 | 5 R. VOS | 23.338 |

| SEG. 4 | | |
|--------|-----------------------|--------|
| 1 | 95 S. DEROUE | 21.726 |
| 2 | 71 T. EDWARDS | 21.870 |
| 3 | 93 W. KHAN | 21.882 |
| 4 | 2 A. CARRASCO | 21.988 |
| 5 | 79 T. ALONSO | 22.005 |
| 6 | 55 G. HENDRA PRATAMA | 22.024 |
| 7 | 72 V. STEEMAN | 22.027 |
| 8 | 81 M. GONZALEZ | 22.036 |
| 9 | 41 J. JÄHNIG | 22.049 |
| 10 | 22 N. KALININ | 22.052 |
| 11 | 8 M. PEREZ | 22.077 |
| 12 | 21 B. SANCHEZ | 22.092 |
| 13 | 43 L. GRUNWALD | 22.097 |
| 14 | 6 R. SCHOTMAN | 22.119 |
| 15 | 20 D. LOUREIRO | 22.143 |
| 16 | 99 P. GRASSIA | 22.173 |
| 17 | 44 S. LOCHOFF | 22.173 |
| 18 | 52 G. ERILL | 22.180 |
| 19 | 14 E. DE LA VEGA | 22.193 |
| 20 | 33 D. VALLE | 22.203 |
| 21 | 64 H. DE CANCELLIS | 22.205 |
| 22 | 15 G. VAN STRAALEN | 22.208 |
| 23 | 47 F. HERNANDEZ MOYAN | 22.213 |
| 24 | 19 L. BERNARDI | 22.218 |
| 25 | 97 M. KAPPLER | 22.232 |
| 26 | 54 F. FULIGNI | 22.256 |
| 27 | 69 M. HERRERA | 22.276 |
| 28 | 58 T. FINOCCHIARO | 22.288 |
| 29 | 13 D. IOZZO | 22.301 |
| 30 | 87 A. BÖRNER | 22.314 |
| 31 | 30 D. BLIN | 22.327 |
| 32 | 61 B. SOFUOGLU | 22.327 |
| 33 | 12 A. RUSMIPUTRO | 22.389 |
| 34 | 28 D. KOOPMAN | 22.404 |
| 35 | 27 F. ROVELLI | 22.459 |
| 36 | 34 J. MAHAFFY | 22.475 |
| 37 | 7 N. SETTIMO | 22.478 |
| 38 | 78 J. FORAY | 22.483 |
| 39 | 10 P. FRAGOSO | 22.574 |
| 40 | 5 R. VOS | 22.738 |

14/09/2018

These data/results cannot be reproduced, stored and/or transmitted in whole or in part by any manner of electronic, mechanical, photocopying, recording, broadcasting or otherwise now known or herein after developed without the previous express consent by the copyright owner, except for reproduction in daily press and regular printed publications on sale to the public within 60 days of the event related to those data/results and always provided that copyright symbol appears together as follows below.

© DORNA WSBK ORGANIZATION Srl 2018



Official Fuel Supplier

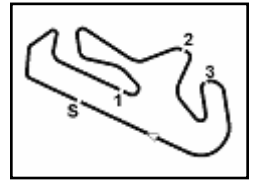


FICR PERUGIA TIMING

Official Tyre Supplier



Official Timekeeper



NOLAN Portuguese Round, 14 - 16 September 2018

World Supersport 300 - Ideal Times Free Practice 2nd Session

Portimao 4.592 m
1 / 2

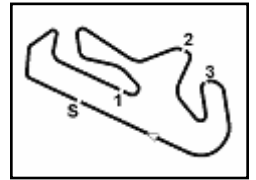
| No. | Rider | Nat | Bike | Seg. 1 | Seg. 2 | Seg. 3 | Seg. 4 | Ideal Time | | |
|-----|-------------------------------|-----|--------------------|------------------------|------------------------|-----------------|------------------------|-----------------------------|------|-------|
| | | | | Diff. 1 | Diff. 2 | Diff. 3 | Diff. 4 | Best Lap | Pos. | Diff. |
| 1 | 95 S. DEROUE | NED | Kawasaki Ninja 400 | 38.320 | 34.887 0.128 | 22.047 | 21.726 0.475 | 1'56.980 1'57.583 | 1 | 0.603 |
| 2 | 81 M. GONZALEZ | ESP | Yamaha YZF-R3 | 38.325 0.337 | 34.740 0.168 | 22.043 | 22.036 0.300 | 1'57.144 1'57.949 | 4 | 0.805 |
| 3 | 43 L. GRUNWALD | GER | KTM RC 390 R | 38.029 0.388 | 34.848 0.040 | 22.208 0.396 | 22.097 | 1'57.182 1'58.006 | 7 | 0.824 |
| 4 | 2 A. CARRASCO | ESP | Kawasaki Ninja 400 | 38.436 | 34.962 0.008 | 22.192 | 21.988 0.328 | 1'57.578 1'57.914 | 3 | 0.336 |
| 5 | 71 T. EDWARDS | AUS | Kawasaki Ninja 400 | 38.445 0.135 | 34.987 | 22.294 0.243 | 21.870 | 1'57.596 1'57.974 | 5 | 0.378 |
| 6 | 41 J. JÄHNIG | GER | KTM RC 390 R | 38.196 | 34.905 0.305 | 22.470 0.106 | 22.049 0.210 | 1'57.620 1'58.241 | 11 | 0.621 |
| 7 | 8 M. PEREZ | ESP | Kawasaki Ninja 400 | 38.536 0.173 | 34.791 | 22.293 0.033 | 22.077 | 1'57.697 1'57.903 | 2 | 0.206 |
| 8 | 33 D. VALLE | ESP | Yamaha YZF-R3 | 38.551 | 34.897 | 22.114 | 22.203 0.218 | 1'57.765 1'57.983 | 6 | 0.218 |
| 9 | 20 D. LOUREIRO | RSA | Kawasaki Ninja 400 | 38.413 0.182 | 35.039 0.011 | 22.243 | 22.143 | 1'57.838 1'58.031 | 9 | 0.193 |
| 10 | 69 M. HERRERA | ESP | Yamaha YZF-R3 | 38.661 | 34.919 0.004 | 22.043 | 22.276 0.118 | 1'57.899 1'58.021 | 8 | 0.122 |
| 11 | 6 R. SCHOTMAN | NED | Kawasaki Ninja 400 | 38.539 0.018 | 35.158 0.002 | 22.098 | 22.119 0.261 | 1'57.914 1'58.195 | 10 | 0.281 |
| 12 | 21 B. SANCHEZ | ESP | Kawasaki Ninja 400 | 38.455 0.018 | 35.168 0.044 | 22.427 0.073 | 22.092 0.135 | 1'58.142 1'58.412 | 12 | 0.270 |
| 13 | 87 A. BÖRNER | GER | Kawasaki Ninja 400 | 38.529 0.312 | 35.058 0.107 | 22.297 0.122 | 22.314 0.133 | 1'58.198 1'58.872 | 16 | 0.674 |
| 14 | 93 W. KHAN | NED | Kawasaki Ninja 400 | 38.915 0.025 | 35.157 0.090 | 22.345 | 21.882 0.269 | 1'58.299 1'58.683 | 14 | 0.384 |
| 15 | 55 G. HENDRA PRATAMA | INA | Yamaha YZF-R3 | 38.809 0.240 | 35.073 0.032 | 22.394 0.135 | 22.024 0.348 | 1'58.300 1'59.055 | 22 | 0.755 |
| 16 | 99 P. GRASSIA | ITA | Yamaha YZF-R3 | 38.774 0.353 | 35.233 0.037 | 22.233 | 22.173 0.231 | 1'58.413 1'59.034 | 20 | 0.621 |
| 17 | 14 E. DE LA VEGA | FRA | Kawasaki Ninja 400 | 38.735 0.461 | 35.172 0.190 | 22.326 0.064 | 22.193 0.245 | 1'58.426 1'59.386 | 24 | 0.960 |
| 18 | 12 A. RUSMIPUTRO | INA | Yamaha YZF-R3 | 38.725 | 35.118 0.254 | 22.213 0.388 | 22.389 0.192 | 1'58.445 1'59.279 | 23 | 0.834 |
| 19 | 47 F. HERNANDEZ MOYANO | ESP | Kawasaki Ninja 400 | 38.686 0.210 | 35.172 | 22.392 0.089 | 22.213 | 1'58.463 1'58.762 | 15 | 0.299 |
| 20 | 72 V. STEEMAN | NED | KTM RC 390 R | 38.928 0.073 | 35.211 0.455 | 22.313 | 22.027 | 1'58.479 1'59.007 | 19 | 0.528 |
| 21 | 79 T. ALONSO | POR | Yamaha YZF-R3 | 38.799 | 35.231 | 22.530 | 22.005 | 1'58.565 1'58.565 | 13 | |
| 22 | 97 M. KAPPLER | GER | KTM RC 390 R | 38.516 | 35.299 0.064 | 22.632 0.104 | 22.232 0.101 | 1'58.679 1'58.948 | 18 | 0.269 |
| 23 | 64 H. DE CANCELLIS | FRA | Yamaha YZF-R3 | 38.772 0.188 | 35.347 | 22.459 0.051 | 22.205 0.019 | 1'58.783 1'59.041 | 21 | 0.258 |
| 24 | 22 N. KALININ | UKR | Kawasaki Ninja 400 | 39.072 0.066 | 35.262 0.076 | 22.401 | 22.052 | 1'58.787 1'58.929 | 17 | 0.142 |
| 25 | 13 D. IOZZO | RSA | Honda CBR500R | 39.165 | 35.163 0.306 | 22.321 0.122 | 22.301 0.090 | 1'58.950 1'59.468 | 25 | 0.518 |
| 26 | 19 L. BERNARDI | ITA | Yamaha YZF-R3 | 38.976 | 35.536 0.087 | 22.310 | 22.218 0.564 | 1'59.040 1'59.691 | 27 | 0.651 |
| 27 | 52 G. ERILL | ESP | Kawasaki Ninja 400 | 39.102 0.045 | 35.285 0.138 | 22.685 0.220 | 22.180 | 1'59.252 1'59.655 | 26 | 0.403 |
| 28 | 61 B. SOFUOGLU | TUR | Yamaha YZF-R3 | 39.181 | 35.453 | 22.412 0.404 | 22.327 0.089 | 1'59.373 1'59.866 | 28 | 0.493 |
| 29 | 30 D. BLIN | POL | Yamaha YZF-R3 | 39.027 0.030 | 35.631 0.101 | 22.579 0.089 | 22.327 0.172 | 1'59.564 1'59.956 | 31 | 0.392 |
| 30 | 54 F. FULIGNI | ITA | Yamaha YZF-R3 | 39.194 | 35.628 | 22.534 0.052 | 22.256 0.281 | 1'59.612 1'59.945 | 30 | 0.333 |
| 31 | 27 F. ROVELLI | ITA | Kawasaki Ninja 400 | 39.180 | 35.452 0.103 | 22.657 0.047 | 22.459 | 1'59.748 1'59.898 | 29 | 0.150 |
| 32 | 34 J. MAHAFFY | AUS | Yamaha YZF-R3 | 39.203 0.267 | 35.471 0.130 | 22.606 | 22.475 0.048 | 1'59.755 2'00.200 | 33 | 0.445 |
| 33 | 15 G. VAN STRAALEN | NED | KTM RC 390 R | 39.066 0.136 | 35.856 | 22.836 | 22.208 0.051 | 1'59.966 2'00.153 | 32 | 0.187 |

14/09/2018

These data/results cannot be reproduced, stored and/or transmitted in whole or in part by any manner of electronic, mechanical, photocopying, recording, broadcasting or otherwise now known or herein after developed without the previous express consent by the copyright owner, except for reproduction in daily press and regular printed publications on sale to the public within 60 days of the event related to those data/results and always provided that copyright symbol appears together as follows below.

© DORNA WSBK ORGANIZATION Srl 2018





NOLAN Portuguese Round, 14 - 16 September 2018

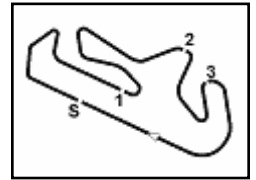
World Supersport 300 - Ideal Times Free Practice 2nd Session

Portimao 4.592 m
2 / 2

| No. | Rider | Nat | Bike | Seg. 1 | Seg. 2 | Seg. 3 | Seg. 4 | Ideal Time | | | |
|---------------------------|--------------------------|-----|--------------------|-----------------|-----------------|-----------------|-----------------|-----------------|----------|-------|-------|
| | | | | Diff. 1 | Diff. 2 | Diff. 3 | Diff. 4 | Best Lap | Pos. | Diff. | |
| 34 | 44 S. LOCHOFF | RSA | Yamaha YZF-R3 | 39.468 0.406 | 35.439 | 22.931 0.047 | 22.173 0.247 | 2'00.011 | 2'00.711 | 34 | 0.700 |
| 35 | 78 J. FORAY | FRA | Kawasaki Ninja 400 | 39.642 0.080 | 35.964 0.227 | 22.707 0.139 | 22.483 0.170 | 2'00.796 | 2'01.412 | 36 | 0.616 |
| 36 | 58 T. FINOCCHIARO | GBR | Honda CBR500R | 39.629 0.770 | 36.146 0.077 | 22.795 | 22.288 0.168 | 2'00.858 | 2'01.873 | 38 | 1.015 |
| 37 | 28 D. KOOPMAN | NED | Yamaha YZF-R3 | 39.683 0.168 | 36.080 | 22.768 | 22.404 | 2'00.935 | 2'01.103 | 35 | 0.168 |
| 38 | 7 N. SETTIMO | ITA | Honda CBR500R | 39.762 0.277 | 36.008 0.146 | 22.747 0.084 | 22.478 0.082 | 2'00.995 | 2'01.584 | 37 | 0.589 |
| 39 | 10 P. FRAGOSO | POR | KTM RC 390 R | 40.403 | 36.272 0.015 | 23.077 | 22.574 0.244 | 2'02.326 | 2'02.585 | 39 | 0.259 |
| 40 | 5 R. VOS | NED | KTM RC 390 R | 39.882 0.157 | 36.383 | 23.338 0.074 | 22.738 0.476 | 2'02.341 | 2'03.048 | 40 | 0.707 |
| Overall Ideal Time | | | | 38.029 | 34.740 | 22.043 | 21.726 | 1'56.538 | | | |

14/09/2018
These data/results cannot be reproduced, stored and/or transmitted in whole or in part by any manner of electronic, mechanical, photocopying, recording, broadcasting or otherwise now known or herein after developed without the previous express consent by the copyright owner, except for reproduction in daily press and regular printed publications on sale to the public within 60 days of the event related to those data/results and always provided that copyright symbol appears together as follows below.
© DORNA WSBK ORGANIZATION Srl 2018





NOLAN Portuguese Round, 14 - 16 September 2018

World Supersport 300 - Chronological Analysis Free Practice 2nd Session

Portimao 4.592 m

1 / 6

| 1° 95 S. DEROUE (1'57.583) | | | | | | | |
|----------------------------|---------------|---------------|---------------|---------------|-----------------|--------------|--------------|
| Lap | Seg.1 | Seg.2 | Seg.3 | Seg.4 | Lap Time | km/h | Local Time |
| 1 | | 36.390 | 22.965 | 22.629 | | | 17:12'05.364 |
| 2 | 39.504 | 35.591 | 22.534 | 22.849 | 2'00.478 | 200,7 | 17:14'05.842 |
| 3 | 38.998 | 35.283 | 22.516 | 22.471 | 1'59.268 | 202,5 | 17:16'05.110 |
| 4 | 38.845 | 35.688 | 22.609 | 22.299 | 1'59.441 | 202,9 | 17:18'04.551 |
| 5 | 59.762 | 35.093 | 22.780 | 21.941 | 2'19.576 | 203,3 | 17:20'24.127 |
| 6 | 40.044 | 35.339 | 22.246 | 21.726 | 1'59.355 | 214,6 | 17:22'23.482 |
| 7 | 38.761 | 35.038 | 22.623 | 28.504 | 2'04.926P | 215,9 | 17:24'28.408 |
| 8 | 3'31.107 | 35.405 | 22.866 | 22.245 | 4'51.643P | | 17:29'20.051 |
| 9 | 38.607 | 35.359 | 22.145 | 22.302 | 1'58.413 | 202,5 | 17:31'18.464 |
| 10 | 38.577 | 35.065 | 22.283 | 22.429 | 1'58.354 | 203,7 | 17:33'16.818 |
| 11 | 38.611 | 35.226 | 22.073 | 22.419 | 1'58.329 | 203,7 | 17:35'15.147 |
| 12 | 38.493 | 35.103 | 22.188 | 22.372 | 1'58.156 | 203,7 | 17:37'13.303 |
| 13 | 38.444 | 34.887 | 22.214 | 22.241 | 1'57.786 | 204,1 | 17:39'11.089 |
| 14 | 38.320 | 35.015 | 22.047 | 22.201 | 1'57.583 | 204,8 | 17:41'08.672 |

| 2° 8 M. PEREZ (1'57.903) | | | | | | | |
|--------------------------|---------------|---------------|---------------|---------------|-----------------|--------------|--------------|
| Lap | Seg.1 | Seg.2 | Seg.3 | Seg.4 | Lap Time | km/h | Local Time |
| 1 | | 38.538 | 24.089 | 22.780 | | | 17:12'14.082 |
| 2 | 39.288 | 36.901 | 23.445 | 22.343 | 2'01.977 | 208,0 | 17:14'16.059 |
| 3 | 38.917 | 35.514 | 25.757 | 25.808 | 2'05.996 | 214,6 | 17:16'22.055 |
| 4 | 38.613 | 35.907 | 22.652 | 22.492 | 1'59.664 | 212,5 | 17:18'21.719 |
| 5 | 38.751 | 36.609 | 26.924 | 22.488 | 2'04.772 | 211,6 | 17:20'26.491 |
| 6 | 38.580 | 35.169 | 22.293 | 22.085 | 1'58.127 | 212,1 | 17:22'24.618 |
| 7 | 38.536 | 34.931 | 22.749 | 22.673 | 1'58.889 | 211,6 | 17:24'23.507 |
| 8 | 47.832 | 36.556 | 23.163 | 29.236 | 2'16.787P | 200,3 | 17:26'40.294 |
| 9 | 2'53.851 | 42.591 | 22.875 | 22.500 | 4'21.817P | | 17:31'02.111 |
| 10 | 38.709 | 34.791 | 22.326 | 22.077 | 1'57.903 | 208,0 | 17:33'00.014 |
| 11 | 2'58.163 | 38.245 | 23.706 | 29.324 | 4'29.438P | 206,4 | 17:37'29.452 |

| 3° 2 A. CARRASCO (1'57.914) | | | | | | | |
|-----------------------------|---------------|---------------|---------------|---------------|-----------------|--------------|--------------|
| Lap | Seg.1 | Seg.2 | Seg.3 | Seg.4 | Lap Time | km/h | Local Time |
| 1 | | 35.884 | 22.773 | 22.722 | | | 17:13'48.309 |
| 2 | 39.459 | 35.269 | 22.454 | 22.582 | 1'59.764 | 202,2 | 17:15'48.073 |
| 3 | 39.047 | 35.195 | 22.428 | 22.449 | 1'59.119 | 204,1 | 17:17'47.192 |
| 4 | 38.999 | 35.065 | 22.474 | 22.378 | 1'58.916 | 201,0 | 17:19'46.108 |
| 5 | 39.435 | 35.499 | 22.888 | 29.111 | 2'06.933P | 202,2 | 17:21'53.041 |
| 6 | 7'08.615 | 35.690 | 24.849 | 23.283 | 8'32.437P | | 17:30'25.478 |
| 7 | 38.815 | 35.132 | 22.275 | 22.314 | 1'58.536 | 204,8 | 17:32'24.014 |
| 8 | 40.449 | 35.152 | 22.514 | 22.318 | 2'00.433 | 209,6 | 17:34'24.447 |
| 9 | 38.436 | 34.970 | 22.192 | 22.316 | 1'57.914 | 210,0 | 17:36'22.361 |
| 10 | 38.536 | 38.770 | 25.474 | 21.988 | 2'04.768 | 212,9 | 17:38'27.129 |
| 11 | 38.543 | 34.962 | 22.276 | 22.301 | 1'58.082 | 208,4 | 17:40'25.211 |

| 4° 81 M. GONZALEZ (1'57.949) | | | | | | | |
|------------------------------|---------------|---------------|---------------|---------------|-----------------|--------------|--------------|
| Lap | Seg.1 | Seg.2 | Seg.3 | Seg.4 | Lap Time | km/h | Local Time |
| 1 | | 39.257 | 22.601 | 22.482 | | | 17:13'21.014 |
| 2 | 39.129 | 35.112 | 22.385 | 22.604 | 1'59.230 | 195,9 | 17:15'20.244 |
| 3 | 40.651 | 35.081 | 22.615 | 22.230 | 2'00.577 | 194,5 | 17:17'20.821 |
| 4 | 40.014 | 35.392 | 23.375 | 22.498 | 2'01.279 | 201,0 | 17:19'22.100 |
| 5 | 38.762 | 35.227 | 22.213 | 22.298 | 1'58.500 | 198,8 | 17:21'20.600 |
| 6 | 39.128 | 35.090 | 22.286 | 22.402 | 1'58.906 | 195,6 | 17:23'19.506 |
| 7 | 39.536 | 35.259 | 22.666 | 27.212 | 2'04.673P | 195,2 | 17:25'24.179 |
| 8 | 5'37.734 | 36.812 | 22.427 | 22.352 | 6'59.325P | | 17:32'23.504 |
| 9 | 38.662 | 34.908 | 22.043 | 22.336 | 1'57.949 | 197,0 | 17:34'21.453 |
| 10 | 38.552 | 34.864 | 22.412 | 22.168 | 1'57.996 | 199,2 | 17:36'19.449 |
| 11 | 45.712 | 35.808 | 22.770 | 22.036 | 2'06.326 | 193,8 | 17:38'25.775 |
| 12 | 38.325 | 34.740 | 22.341 | 22.703 | 1'58.109 | 201,0 | 17:40'23.884 |

| 5° 71 T. EDWARDS (1'57.974) | | | | | | | |
|-----------------------------|--------|--------|--------|--------|----------|-------|--------------|
| Lap | Seg.1 | Seg.2 | Seg.3 | Seg.4 | Lap Time | km/h | Local Time |
| 1 | | 36.854 | 22.846 | 22.489 | | | 17:12'10.105 |
| 2 | 39.039 | 35.625 | 22.380 | 22.115 | 1'59.159 | 214,6 | 17:14'09.264 |

| | | | | | | | |
|----|---------------|---------------|---------------|---------------|-----------------|--------------|--------------|
| 3 | 41.591 | 36.951 | 23.613 | 22.502 | 2'04.657 | 214,6 | 17:16'13.921 |
| 4 | 38.906 | 35.245 | 22.827 | 22.440 | 1'59.418 | 215,0 | 17:18'13.339 |
| 5 | 45.306 | 37.593 | 24.727 | 22.715 | 2'10.341 | 204,8 | 17:20'23.680 |
| 6 | 38.751 | 35.082 | 22.336 | 22.028 | 1'58.197 | 214,6 | 17:22'21.877 |
| 7 | 44.080 | 36.147 | 24.537 | 31.093 | 2'15.857P | 211,2 | 17:24'37.734 |
| 8 | 4'55.269 | 42.621 | 22.863 | 22.448 | 6'23.201P | | 17:31'00.935 |
| 9 | 38.862 | 35.066 | 22.633 | 22.105 | 1'58.666 | 208,4 | 17:32'59.601 |
| 10 | 38.580 | 34.987 | 22.537 | 21.870 | 1'57.974 | 205,6 | 17:34'57.575 |
| 11 | 41.341 | 35.677 | 23.893 | 22.308 | 2'03.219 | 209,2 | 17:37'00.794 |
| 12 | 38.445 | 35.372 | 24.043 | 22.310 | 2'00.170 | 212,5 | 17:39'00.964 |
| 13 | 39.059 | 35.060 | 22.294 | 22.103 | 1'58.516 | 207,2 | 17:40'59.480 |

| 6° 33 D. VALLE (1'57.983) | | | | | | | |
|---------------------------|---------------|---------------|---------------|---------------|-----------------|--------------|--------------|
| Lap | Seg.1 | Seg.2 | Seg.3 | Seg.4 | Lap Time | km/h | Local Time |
| 1 | | 41.653 | 22.487 | 22.519 | | | 17:13'21.582 |
| 2 | 38.883 | 35.353 | 22.433 | 22.208 | 1'58.877 | 200,7 | 17:15'20.459 |
| 3 | 40.873 | 35.033 | 22.531 | 22.203 | 2'00.640 | 199,2 | 17:17'21.099 |
| 4 | 38.889 | 35.284 | 22.556 | 22.284 | 1'59.013 | 206,8 | 17:19'20.112 |
| 5 | 39.074 | 37.762 | 22.473 | 22.409 | 2'01.718 | 198,1 | 17:21'21.830 |
| 6 | 38.899 | 35.032 | 22.432 | 22.502 | 1'58.865 | 201,0 | 17:23'20.695 |
| 7 | 38.973 | 35.103 | 22.678 | 27.195 | 2'03.949P | 199,6 | 17:25'24.644 |
| 8 | 5'38.218 | 37.311 | 22.383 | 22.477 | 7'00.389P | | 17:32'25.033 |
| 9 | 38.551 | 34.897 | 22.114 | 22.421 | 1'57.983 | 204,1 | 17:34'23.016 |
| 10 | 38.840 | 35.045 | 22.188 | 22.329 | 1'58.402 | 202,9 | 17:36'21.418 |
| 11 | 44.086 | 35.988 | 22.931 | 22.382 | 2'05.387 | 200,7 | 17:38'26.805 |
| 12 | 38.570 | 35.018 | 22.249 | 22.376 | 1'58.213 | 203,7 | 17:40'25.018 |

| 7° 43 L. GRUNWALD (1'58.006) | | | | | | | |
|------------------------------|---------------|---------------|---------------|---------------|-----------------|--------------|--------------|
| Lap | Seg.1 | Seg.2 | Seg.3 | Seg.4 | Lap Time | km/h | Local Time |
| 1 | | 35.676 | 23.251 | 22.243 | | | 17:12'25.513 |
| 2 | 38.962 | 35.114 | 22.589 | 22.121 | 1'58.786 | 201,8 | 17:14'24.299 |
| 3 | 38.417 | 34.888 | 22.604 | 22.097 | 1'58.006 | 205,6 | 17:16'22.305 |
| 4 | 38.029 | 35.849 | 22.570 | 22.776 | 1'59.224 | 213,3 | 17:18'21.529 |
| 5 | 38.242 | 36.467 | 22.674 | 22.391 | 1'59.774 | 207,6 | 17:20'21.303 |
| 6 | 38.361 | 35.396 | 22.791 | 29.596 | 2'06.144P | 211,6 | 17:22'27.447 |
| 7 | 9'00.230 | 36.213 | 23.341 | 22.450 | 10'22.234P | | 17:32'49.681 |
| 8 | 38.331 | 35.322 | 23.420 | 22.494 | 1'59.567 | 210,8 | 17:34'49.248 |
| 9 | 38.678 | 35.187 | 22.516 | 23.061 | 1'59.442 | 208,8 | 17:36'48.690 |
| 10 | 38.842 | 34.848 | 22.208 | 22.356 | 1'58.254 | 203,7 | 17:38'46.944 |
| 11 | 39.220 | 35.169 | 23.279 | 22.319 | 1'59.987 | 195,9 | 17:40'46.931 |

| 8° 69 M. HERRERA (1'58.021) | | | | | | | |
|-----------------------------|---------------|---------------|---------------|---------------|-----------------|--------------|--------------|
| Lap | Seg.1 | Seg.2 | Seg.3 | Seg.4 | Lap Time | km/h | Local Time |
| 1 | | 40.282 | 22.663 | 23.163 | | | 17:13'23.713 |
| 2 | 40.159 | 35.468 | 22.358 | 23.135 | 2'01.120 | 192,1 | 17:15'24.833 |
| 3 | 39.783 | 35.167 | 22.341 | 22.994 | 2'00.285 | 191,8 | 17:17'25.118 |
| 4 | 39.600 | 35.281 | 22.347 | 22.813 | 2'00.041 | 191,8 | 17:19'25.159 |
| 5 | 39.404 | 35.082 | 22.125 | 23.114 | 1'59.725 | 192,8 | 17:21'24.884 |
| 6 | 39.315 | 35.134 | 22.206 | 22.685 | 1'59.340 | 192,5 | 17:23'24.224 |
| 7 | 39.657 | 35.993 | 22.645 | 30.562 | 2'08.857P | 193,5 | 17:25'33.081 |
| 8 | 5'30.223 | 36.490 | 22.147 | 22.287 | 6'51.147P | | 17:32'24.228 |
| 9 | 38.902 | 34.919 | 22.147 | 22.442 | 1'58.410 | 202,5 | 17:34'22.638 |
| 10 | 39.063 | 34.948 | 22.223 | 22.438 | 1'58.672 | 195,2 | 17:36'21.310 |
| 11 | 42.714 | 36.048 | 25.429 | 22.276 | 2'06.467 | 197,0 | 17:38'27.777 |
| 12 | 38.661 | 34.923 | 22.043 | 22.394 | 1'58.021 | 201,8 | 17:40'25.798 |

| 9° 20 D. LOUREIRO (1'58.031) | | | | | | | |
|------------------------------|--------|--------|---------------|---------------|-----------------|--------------|--------------|
| Lap | Seg.1 | Seg.2 | Seg.3 | Seg.4 | Lap Time | km/h | Local Time |
| 1 | | 36.344 | 22.663 | 22.723 | | | 17:12'27.891 |
| 2 | 39.002 | 35.383 | 22.514 | 22.355 | 1'59.254 | 205,2 | 17:14'27.145 |
| 3 | 38.584 | 35.209 | 22.519 | 22.323 | 1'58.635 | 208,4 | 17:16'25.780 |
| 4 | 38.595 | 35.050 | 22.243 | 22.143 | 1'58.031 | 209,2 | 17:18'23.811 |
| 5 | 39.124 | 35.265 | 28.225 | 22.161 | 2'04.775 | 218,0 | 17:20'28.586 |
| 6 | 40.686 | 35.392 | 22.792 | 22.535 | 2'01.405 | 215,9 | 17:22'29.991 |

14/09/2018 P = Pits In/Out - C = Lap Time Cancelled

These data/results cannot be reproduced, stored and/or transmitted in whole or in part by any manner of electronic, mechanical, photocopying, recording, broadcasting or otherwise now known or herein after developed without the previous express consent by the copyright owner, except for reproduction in daily press and regular printed publications on sale to the public within 60 days of the event related to those data/results and always provided that copyright symbol appears together as follows below.

© DORNA WSBK ORGANIZATION Srl 2018



Official Fuel Supplier

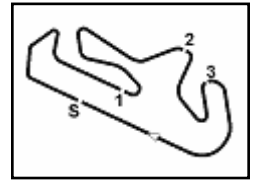


FKR PERGOIA TIMING

Official Tyre Supplier



Official Timekeeper



Portimao 4.592 m

NOLAN Portuguese Round, 14 - 16 September 2018

World Supersport 300 - Chronological Analysis Free Practice 2nd Session

2 / 6

| Lap | Seg.1 | Seg.2 | Seg.3 | Seg.4 | Lap Time | km/h | Local Time |
|-----|---------------|---------------|--------|--------|-----------|-------|--------------|
| 7 | 38.843 | 35.337 | 23.997 | 30.177 | 2'08.354P | 212,1 | 17:24'38.345 |
| 8 | 2'20.762 | 35.458 | 22.783 | 22.565 | 3'41.568P | | 17:28'19.913 |
| 9 | 38.849 | 35.159 | 23.312 | 24.015 | 2'01.335 | 206,4 | 17:30'21.248 |
| 10 | 38.647 | 35.117 | 22.764 | 22.235 | 1'58.763 | 206,8 | 17:32'20.011 |
| 11 | 38.822 | 42.176 | 22.439 | 22.358 | 2'05.795 | 207,2 | 17:34'25.806 |
| 12 | 38.496 | 35.039 | 22.698 | 22.399 | 1'58.632 | 210,8 | 17:36'24.438 |
| 13 | 38.413 | 35.071 | 22.629 | 22.622 | 1'58.735 | 210,4 | 17:38'23.173 |
| 14 | 39.078 | 35.553 | 22.879 | 23.191 | 2'00.701 | 204,5 | 17:40'23.874 |

| Lap | Seg.1 | Seg.2 | Seg.3 | Seg.4 | Lap Time | km/h | Local Time |
|-----|---------------|---------------|---------------|---------------|-----------------|--------------|--------------|
| 3 | 54.137 | 36.327 | | | | | 2'19.587 |
| 4 | 39.161 | 35.371 | 22.860 | 22.378 | 1'59.770 | 202,2 | 17:18'26.147 |
| 5 | 39.190 | 35.549 | 25.017 | 22.328 | 2'02.084 | 206,0 | 17:20'28.231 |
| 6 | 39.538 | 35.666 | 22.930 | 22.378 | 2'00.512 | 206,4 | 17:22'28.743 |
| 7 | 39.371 | 35.751 | 23.822 | 22.488 | 2'01.432 | 203,7 | 17:24'30.175 |
| 8 | 39.926 | 40.977 | 26.954 | 22.674 | 2'10.531 | 204,1 | 17:26'40.706 |
| 9 | 38.799 | 35.231 | 22.530 | 22.005 | 1'58.565 | 208,0 | 17:28'39.271 |
| 10 | 44.980 | 35.750 | 22.852 | 22.258 | 2'05.840 | 207,6 | 17:30'45.111 |
| 11 | 39.134 | 46.524 | 23.156 | 22.496 | 2'11.310 | 202,2 | 17:32'56.421 |
| 12 | 43.408 | 35.388 | 22.781 | 22.120 | 2'03.697 | 201,0 | 17:35'00.118 |
| 13 | 38.966 | 35.678 | 23.395 | 22.129 | 2'00.168 | 206,0 | 17:37'00.286 |
| 14 | 38.813 | 35.234 | 22.867 | 22.351 | 1'59.265 | 203,3 | 17:38'59.551 |
| 15 | 39.289 | 35.248 | 22.951 | 22.161 | 1'59.649 | 201,8 | 17:40'59.200 |

| 10° 6 R. SCHOTMAN (1'58.195) | | | | | | | |
|------------------------------|---------------|---------------|---------------|---------------|-----------------|--------------|--------------|
| Lap | Seg.1 | Seg.2 | Seg.3 | Seg.4 | Lap Time | km/h | Local Time |
| 1 | | 37.532 | 22.852 | 22.280 | | | 17:12'10.458 |
| 2 | 39.167 | 35.838 | 22.697 | 22.421 | 2'00.123 | 210,8 | 17:14'10.581 |
| 3 | 39.965 | 39.635 | 22.835 | 22.350 | 2'04.785 | 206,4 | 17:16'15.366 |
| 4 | 38.765 | 35.568 | 22.774 | 22.119 | 1'59.226 | 214,2 | 17:18'14.592 |
| 5 | 39.115 | 35.267 | 22.482 | 22.385 | 1'59.249 | 208,0 | 17:20'13.841 |
| 6 | 40.193 | 35.759 | 22.603 | 30.042 | 2'08.597P | 202,5 | 17:22'22.438 |
| 7 | 2'29.023 | 36.111 | 26.250 | 22.660 | 3'54.044P | | 17:26'16.482 |
| 8 | 38.956 | 35.185 | 22.368 | 22.541 | 1'59.050 | 202,2 | 17:28'15.532 |
| 9 | 38.790 | 35.158 | 24.395 | 24.365 | 2'02.708 | 201,0 | 17:30'18.240 |
| 10 | 40.857 | 35.771 | 22.601 | 22.548 | 2'01.777 | 188,8 | 17:32'20.017 |
| 11 | 44.811 | 35.319 | 22.249 | 22.148 | 2'04.527 | 202,5 | 17:34'24.544 |
| 12 | 38.557 | 35.160 | 22.098 | 22.380 | 1'58.195 | 206,4 | 17:36'22.739 |
| 13 | 38.539 | 35.895 | 23.144 | 24.171 | 2'01.749 | 208,0 | 17:38'24.488 |
| 14 | 39.576 | 41.408 | 22.395 | 22.520 | 2'05.899 | 206,4 | 17:40'30.387 |

| 14° 93 W. KHAN (1'58.683) | | | | | | | |
|---------------------------|---------------|---------------|---------------|---------------|-----------------|--------------|--------------|
| Lap | Seg.1 | Seg.2 | Seg.3 | Seg.4 | Lap Time | km/h | Local Time |
| 1 | | 37.307 | 23.443 | 22.483 | | | 17:12'12.163 |
| 2 | 39.284 | 35.614 | 22.951 | 22.499 | 2'00.348 | 211,6 | 17:14'12.511 |
| 3 | 38.945 | 35.933 | 22.472 | 22.624 | 1'59.974 | 211,2 | 17:16'12.485 |
| 4 | 40.601 | 36.173 | 22.667 | 22.370 | 2'01.811 | 203,7 | 17:18'14.296 |
| 5 | 43.375 | 37.003 | 23.034 | 22.121 | 2'05.533 | 208,0 | 17:20'19.829 |
| 6 | 38.915 | 35.470 | 22.518 | 22.404 | 1'59.307 | 212,9 | 17:22'19.136 |
| 7 | 39.087 | 37.972 | 23.944 | 30.181 | 2'11.184P | 210,0 | 17:24'30.320 |
| 8 | 5'03.065 | 41.921 | 22.917 | 22.525 | 6'30.428P | | 17:31'00.748 |
| 9 | 39.456 | 35.240 | 22.709 | 21.882 | 1'59.287 | 202,9 | 17:33'00.035 |
| 10 | 39.288 | 35.157 | 22.889 | 22.217 | 1'59.551 | 206,0 | 17:34'59.586 |
| 11 | 39.264 | 35.230 | 22.512 | 22.300 | 1'59.306 | 205,2 | 17:36'58.892 |
| 12 | 39.093 | 35.222 | 25.346 | 22.582 | 2'02.243 | 208,4 | 17:39'01.135 |
| 13 | 38.940 | 35.247 | 22.345 | 22.151 | 1'58.683 | 211,2 | 17:40'59.818 |

| 11° 41 J. JÄHNIG (1'58.241) | | | | | | | |
|-----------------------------|---------------|---------------|---------------|---------------|-----------------|--------------|--------------|
| Lap | Seg.1 | Seg.2 | Seg.3 | Seg.4 | Lap Time | km/h | Local Time |
| 1 | | 35.580 | 22.558 | 22.082 | | | 17:12'23.488 |
| 2 | 38.816 | 35.172 | 22.621 | 22.293 | 1'58.902 | 209,2 | 17:14'22.390 |
| 3 | 38.603 | 35.554 | 22.494 | 22.049 | 1'58.700 | 202,5 | 17:16'21.090 |
| 4 | 38.238 | 36.656 | 22.981 | 22.467 | 2'00.342 | 208,4 | 17:18'21.432 |
| 5 | 38.576 | 35.582 | 22.897 | 22.473 | 1'59.528 | 204,8 | 17:20'20.960 |
| 6 | 38.196 | 35.210 | 22.576 | 22.259 | 1'58.241 | 213,3 | 17:22'19.201 |
| 7 | 38.449 | 38.984 | 24.125 | 22.910 | 2'04.468 | 207,6 | 17:24'23.669 |
| 8 | 43.437 | 41.620 | 26.202 | 31.249 | 2'22.508P | 207,2 | 17:26'46.177 |
| 9 | 4'41.687 | 36.160 | 23.385 | 22.388 | 6'03.620P | | 17:32'49.797 |
| 10 | 38.599 | 35.101 | 22.992 | 22.438 | 1'59.130 | 210,8 | 17:34'48.927 |
| 11 | 39.598 | 35.104 | 22.739 | 22.389 | 1'59.830 | 200,7 | 17:36'48.757 |
| 12 | 38.883 | 34.905 | 22.470 | 22.305 | 1'58.563 | 200,7 | 17:38'47.320 |
| 13 | 38.747 | 35.592 | 22.673 | 22.436 | 1'59.448 | 206,8 | 17:40'46.768 |

| 15° 47 F. HERNANDEZ MOYANO (1'58.762) | | | | | | | |
|---------------------------------------|---------------|---------------|---------------|---------------|-----------------|--------------|--------------|
| Lap | Seg.1 | Seg.2 | Seg.3 | Seg.4 | Lap Time | km/h | Local Time |
| 1 | | 36.697 | 23.242 | 22.544 | | | 17:12'08.351 |
| 2 | 39.485 | 35.665 | 22.855 | 22.295 | 2'00.300 | 203,7 | 17:14'08.651 |
| 3 | 38.896 | 35.172 | 22.481 | 22.213 | 1'58.762 | 211,2 | 17:16'07.413 |
| 4 | 38.717 | 35.215 | 22.647 | 22.314 | 1'58.893 | 214,6 | 17:18'06.306 |
| 5 | 43.793 | 37.656 | 28.232 | 23.170 | 2'12.851 | 205,2 | 17:20'19.157 |
| 6 | 39.276 | 35.556 | 22.485 | 22.816 | 2'00.133 | 213,3 | 17:22'19.290 |
| 7 | 38.686 | 37.777 | 23.763 | 30.038 | 2'10.264P | 216,7 | 17:24'29.554 |
| 8 | 3'37.666 | 37.566 | 23.455 | 22.901 | 5'01.588P | | 17:29'31.142 |
| 9 | 39.356 | 35.608 | 22.643 | 22.643 | 2'00.267 | 199,2 | 17:31'31.409 |
| 10 | 41.343 | 38.342 | 22.965 | 23.414 | 2'06.064 | 199,9 | 17:33'37.473 |
| 11 | 39.195 | 35.363 | 23.637 | 22.934 | 2'01.129 | 208,4 | 17:35'38.602 |
| 12 | 39.198 | 35.696 | 23.122 | 22.707 | 2'00.723 | 202,5 | 17:37'39.325 |
| 13 | 39.256 | 35.379 | 22.473 | 22.491 | 1'59.599 | 200,7 | 17:39'38.924 |
| 14 | 39.167 | 35.494 | 22.392 | 22.496 | 1'59.549 | 201,4 | 17:41'38.473 |

| 12° 21 B. SANCHEZ (1'58.412) | | | | | | | |
|------------------------------|---------------|---------------|---------------|---------------|-----------------|--------------|--------------|
| Lap | Seg.1 | Seg.2 | Seg.3 | Seg.4 | Lap Time | km/h | Local Time |
| 1 | | 36.712 | 23.690 | 22.604 | | | 17:12'08.223 |
| 2 | 39.217 | 35.560 | 22.519 | 22.365 | 1'59.661 | 210,8 | 17:14'07.884 |
| 3 | 38.912 | 35.255 | 22.854 | 22.317 | 1'59.338 | 207,2 | 17:16'07.222 |
| 4 | 38.549 | 35.424 | 22.588 | 22.455 | 1'59.016 | 209,2 | 17:18'06.238 |
| 5 | 45.490 | 41.621 | 28.243 | 22.576 | 2'17.930 | 205,2 | 17:20'24.168 |
| 6 | 38.794 | 37.049 | 23.487 | 22.600 | 2'01.930 | 213,7 | 17:22'26.098 |
| 7 | 39.280 | 35.425 | 25.496 | 22.712 | 2'02.913 | 210,0 | 17:24'29.011 |
| 8 | 38.891 | 43.976 | 24.517 | 23.078 | 2'10.462 | 205,6 | 17:26'39.473 |
| 9 | 38.455 | 35.416 | 22.601 | 22.092 | 1'58.564 | 212,1 | 17:28'38.037 |
| 10 | 38.945 | 40.822 | 23.503 | 22.106 | 2'05.376 | 205,2 | 17:30'43.413 |
| 11 | 38.867 | 35.498 | 24.102 | 23.551 | 2'02.018 | 211,6 | 17:32'45.431 |
| 12 | 46.254 | 35.557 | 23.052 | 22.398 | 2'07.261 | 195,9 | 17:34'52.692 |
| 13 | 38.473 | 35.212 | 22.500 | 22.227 | 1'58.412 | 207,2 | 17:36'51.104 |
| 14 | 38.508 | 35.437 | 22.648 | 22.224 | 1'58.817 | 212,5 | 17:38'49.921 |
| 15 | 38.809 | 35.168 | 22.427 | 22.280 | 1'58.684 | 206,8 | 17:40'48.605 |

| 16° 87 A. BÖRNER (1'58.872) | | | | | | | |
|-----------------------------|---------------|---------------|---------------|---------------|-----------------|--------------|--------------|
| Lap | Seg.1 | Seg.2 | Seg.3 | Seg.4 | Lap Time | km/h | Local Time |
| 1 | | 38.113 | 24.606 | 22.637 | | | 17:12'12.941 |
| 2 | 39.751 | 35.975 | 22.643 | 22.544 | 2'00.913 | 212,1 | 17:14'13.854 |
| 3 | 39.610 | 35.610 | 22.906 | 22.314 | 2'00.440 | 210,0 | 17:16'14.294 |
| 4 | 39.178 | 36.108 | 22.538 | 22.466 | 2'00.290 | 211,2 | 17:18'14.584 |
| 5 | 39.468 | 35.094 | 22.440 | 22.353 | 1'59.355 | 204,5 | 17:20'13.939 |
| 6 | 39.626 | 35.521 | 22.420 | 22.654 | 2'00.221 | 203,7 | 17:22'14.160 |
| 7 | 39.588 | 35.382 | 22.336 | 22.674 | 1'59.980 | 199,2 | 17:24'14.140 |
| 8 | 39.063 | 35.264 | 22.297 | 22.835 | 1'59.459 | 198,8 | 17:26'13.599 |
| 9 | 39.165 | 35.524 | 22.779 | 22.729 | 2'00.197 | 198,5 | 17:28'13.796 |
| 10 | 38.972 | 35.462 | 29.574 | 24.687 | 2'08.695 | 198,8 | 17:30'22.491 |
| 11 | 38.529 | 35.701 | 22.398 | 22.388 | 1'59.016 | 204,5 | 17:32'21.507 |
| 12 | 38.841 | 35.165 | 22.419 | 22.447 | 1'58.872 | 208,0 | 17:34'20.379 |
| 13 | 38.702 | 35.288 | 22.336 | 22.743 | 1'59.069 | 202,2 | 17:36'19.448 |
| 14 | 41.104 | 37.691 | 22.669 | 23.188 | 2'04.652 | 197,0 | 17:38'24.100 |
| 15 | 39.394 | 35.058 | 22.404 | 23.050 | 1'59.906 | 198,8 | 17:40'24.006 |

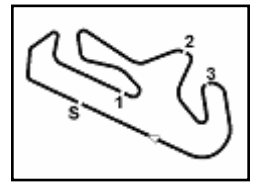
| 13° 79 T. ALONSO (1'58.565) | | | | | | | |
|-----------------------------|--------|--------|--------|--------|----------|-------|--------------|
| Lap | Seg.1 | Seg.2 | Seg.3 | Seg.4 | Lap Time | km/h | Local Time |
| 1 | | 37.312 | 23.548 | 22.251 | | | 17:12'06.316 |
| 2 | 39.543 | 35.579 | 22.811 | 22.541 | 2'00.474 | 203,3 | 17:14'06.790 |

14/09/2018 P = Pits In/Out - C = Lap Time Cancelled

These data/results cannot be reproduced, stored and/or transmitted in whole or in part by any manner of electronic, mechanical, photocopying, recording, broadcasting or otherwise now known or herein after developed without the previous express consent by the copyright owner, except for reproduction in daily press and regular printed publications on sale to the public within 60 days of the event related to those data/results and always provided that copyright symbol appears together as follows below.

© DORNA WSBK ORGANIZATION Srl 2018





NOLAN Portuguese Round, 14 - 16 September 2018

World Supersport 300 - Chronological Analysis Free Practice 2nd Session

Portimao 4.592 m

3 / 6

| 17° 22 N. KALININ (1'58.929) | | | | | | | |
|------------------------------|---------------|---------------|---------------|---------------|-----------------|--------------|--------------|
| Lap | Seg.1 | Seg.2 | Seg.3 | Seg.4 | Lap Time | km/h | Local Time |
| 1 | | 37.338 | 22.982 | 22.405 | | | 17:12'10.972 |
| 2 | 39.588 | 35.356 | 22.557 | 22.317 | 1'59.818 | 207,2 | 17:14'10.790 |
| 3 | 40.179 | 40.689 | 23.761 | 22.926 | 2'07.555 | 207,6 | 17:16'18.345 |
| 4 | 39.609 | 35.470 | 22.899 | 22.192 | 2'00.170 | 207,2 | 17:18'18.515 |
| 5 | 39.753 | 37.758 | 24.553 | 22.517 | 2'04.581 | 208,4 | 17:20'23.096 |
| 6 | 39.145 | 36.789 | 22.427 | 22.108 | 2'00.469 | 208,0 | 17:22'23.565 |
| 7 | 39.072 | 35.262 | 23.132 | 22.766 | 2'00.232 | 206,8 | 17:24'23.797 |
| 8 | 47.964 | 37.189 | 26.377 | 31.148 | 2'22.678P | 201,8 | 17:26'46.475 |
| 9 | 1'47.701 | 54.366 | 26.571 | 24.352 | 3'32.990P | | 17:30'19.465 |
| 10 | 39.407 | 36.902 | 22.760 | 22.242 | 2'01.311 | 204,1 | 17:32'20.776 |
| 11 | 39.214 | 38.862 | 23.128 | 22.515 | 2'03.719 | 204,5 | 17:34'24.495 |
| 12 | 39.138 | 35.338 | 22.401 | 22.052 | 1'58.929 | 203,7 | 17:36'23.424 |
| 13 | 39.630 | 36.318 | 35.092 | 49.954 | 2'40.994P | 204,1 | 17:39'04.418 |

| | | | | | | | |
|----|--------|--------|---------------|--------|-----------------|--------------|--------------|
| 13 | 40.858 | 36.368 | 23.530 | 22.575 | 2'03.331 | 207,6 | 17:36'53.704 |
| 14 | 39.500 | 35.299 | 22.257 | 22.688 | 1'59.744 | 205,2 | 17:38'53.448 |
| 15 | 39.127 | 35.270 | 22.233 | 22.404 | 1'59.034 | 203,3 | 17:40'52.482 |

| 18° 97 M. KAPPLER (1'58.948) | | | | | | | |
|------------------------------|---------------|---------------|---------------|---------------|-----------------|--------------|--------------|
| Lap | Seg.1 | Seg.2 | Seg.3 | Seg.4 | Lap Time | km/h | Local Time |
| 1 | | 36.236 | 22.878 | 22.727 | | | 17:12'23.157 |
| 2 | 39.367 | 35.363 | 22.632 | 22.232 | 1'59.594 | 198,5 | 17:14'22.751 |
| 3 | 38.860 | 35.887 | 22.978 | 22.377 | 2'00.102 | 206,8 | 17:16'22.853 |
| 4 | 38.516 | 35.363 | 22.736 | 22.333 | 1'58.948 | 208,0 | 17:18'21.801 |
| 5 | 39.178 | 35.903 | 22.886 | 22.506 | 2'00.473 | 209,2 | 17:20'22.274 |
| 6 | 39.465 | 35.489 | 22.870 | 22.242 | 2'00.066 | 203,7 | 17:22'22.340 |
| 7 | 41.766 | 35.981 | 22.945 | 30.406 | 2'11.098P | 208,0 | 17:24'33.438 |
| 8 | 6'53.983 | 36.055 | 22.681 | 23.092 | 8'15.811P | | 17:32'49.249 |
| 9 | 39.451 | 35.299 | 23.071 | 22.718 | 2'00.539 | 198,8 | 17:34'49.788 |
| 10 | 40.059 | 36.108 | 22.695 | 22.460 | 2'01.322 | 204,1 | 17:36'51.110 |
| 11 | 39.112 | 35.434 | 22.778 | 22.416 | 1'59.740 | 208,8 | 17:38'50.850 |
| 12 | 39.329 | 35.655 | 23.069 | 22.540 | 2'00.593 | 204,1 | 17:40'51.443 |

| 21° 64 H. DE CANCELLIS (1'59.041) | | | | | | | |
|-----------------------------------|---------------|---------------|---------------|---------------|-----------------|--------------|--------------|
| Lap | Seg.1 | Seg.2 | Seg.3 | Seg.4 | Lap Time | km/h | Local Time |
| 1 | | 39.136 | 23.562 | 22.853 | | | 17:12'11.531 |
| 2 | 39.705 | 36.311 | 23.036 | 22.574 | 2'01.626 | 207,2 | 17:14'13.157 |
| 3 | 39.544 | 36.112 | 23.385 | 22.812 | 2'01.853 | 201,4 | 17:16'15.010 |
| 4 | 42.123 | 35.886 | 22.959 | 22.370 | 2'03.338 | 209,6 | 17:18'18.348 |
| 5 | 39.249 | 35.636 | 22.728 | 22.642 | 2'00.255 | 208,8 | 17:20'18.603 |
| 6 | 39.468 | 36.535 | 22.784 | 22.205 | 2'00.992 | 204,5 | 17:22'19.595 |
| 7 | 39.110 | 35.847 | 24.605 | 24.593 | 2'04.155 | 210,4 | 17:24'23.750 |
| 8 | 44.751 | 39.574 | 23.713 | 27.297 | 2'15.335 | 197,0 | 17:26'39.085 |
| 9 | 39.516 | 35.465 | 22.640 | 22.563 | 2'00.184 | 197,0 | 17:28'39.269 |
| 10 | 39.035 | 35.856 | 22.778 | 22.905 | 2'00.574 | 205,2 | 17:30'39.843 |
| 11 | 44.919 | 39.409 | 24.380 | 22.527 | 2'11.235 | 191,8 | 17:32'51.078 |
| 12 | 38.772 | 35.448 | 22.561 | 22.426 | 1'59.207 | 206,0 | 17:34'50.285 |
| 13 | 39.216 | 36.326 | 23.716 | 22.300 | 2'01.558 | 209,6 | 17:36'51.843 |
| 14 | 38.960 | 35.347 | 22.510 | 22.224 | 1'59.041 | 206,4 | 17:38'50.884 |
| 15 | 39.000 | 35.681 | 22.459 | 22.569 | 1'59.709 | 205,2 | 17:40'50.593 |

| 19° 72 V. STEEMAN (1'59.007) | | | | | | | |
|------------------------------|---------------|---------------|---------------|---------------|-----------------|--------------|--------------|
| Lap | Seg.1 | Seg.2 | Seg.3 | Seg.4 | Lap Time | km/h | Local Time |
| 1 | | 37.706 | 23.793 | 22.759 | | | 17:12'12.433 |
| 2 | 39.694 | 35.980 | 23.152 | 22.463 | 2'01.289 | 209,2 | 17:14'13.722 |
| 3 | 40.015 | 36.029 | 23.040 | 22.428 | 2'01.512 | 211,6 | 17:16'15.234 |
| 4 | 39.359 | 35.853 | 23.020 | 22.258 | 2'00.490 | 210,8 | 17:18'15.724 |
| 5 | 39.133 | 35.623 | 22.675 | 22.621 | 2'00.052 | 208,0 | 17:20'15.776 |
| 6 | 39.418 | 35.432 | 22.543 | 22.417 | 1'59.810 | 198,5 | 17:22'15.586 |
| 7 | 39.069 | 35.416 | 22.608 | 22.452 | 1'59.545 | 200,3 | 17:24'15.131 |
| 8 | 39.124 | 35.589 | 25.225 | 22.348 | 2'02.286 | 199,2 | 17:26'17.417 |
| 9 | 39.075 | 35.238 | 23.023 | 22.167 | 1'59.503 | 202,2 | 17:28'16.920 |
| 10 | 39.021 | 35.211 | 23.140 | 23.857 | 2'01.229 | 202,2 | 17:30'18.149 |
| 11 | 39.384 | 35.835 | 22.875 | 22.535 | 2'00.629 | 195,9 | 17:32'18.778 |
| 12 | 38.928 | 35.434 | 22.445 | 22.343 | 1'59.150 | 199,9 | 17:34'17.928 |
| 13 | 39.499 | 36.421 | 23.104 | 22.820 | 2'01.844 | 201,0 | 17:36'19.772 |
| 14 | 44.571 | 35.944 | 24.350 | 22.270 | 2'07.135 | 204,1 | 17:38'26.907 |
| 15 | 39.001 | 35.666 | 22.313 | 22.027 | 1'59.007 | 202,2 | 17:40'25.914 |

| 22° 55 G. HENDRA PRATAMA (1'59.055) | | | | | | | |
|-------------------------------------|---------------|---------------|---------------|---------------|-----------------|--------------|--------------|
| Lap | Seg.1 | Seg.2 | Seg.3 | Seg.4 | Lap Time | km/h | Local Time |
| 1 | | 36.224 | 23.204 | 22.424 | | | 17:12'15.859 |
| 2 | 39.430 | 35.466 | 22.472 | 22.373 | 1'59.741 | 202,9 | 17:14'15.600 |
| 3 | 39.496 | 36.424 | | | 2'06.967 | 204,1 | 17:16'22.567 |
| 4 | 38.809 | 35.543 | 22.693 | 22.241 | 1'59.286 | 205,6 | 17:18'21.853 |
| 5 | 39.385 | 35.943 | 27.297 | 22.303 | 2'04.928 | 205,2 | 17:20'26.781 |
| 6 | 39.049 | 35.105 | 22.529 | 22.372 | 1'59.055 | 207,2 | 17:22'25.836 |
| 7 | 39.926 | 35.540 | 25.571 | 23.059 | 2'04.096 | 205,2 | 17:24'29.932 |
| 8 | 39.318 | 41.473 | 26.803 | 23.150 | 2'10.744 | 201,8 | 17:26'40.676 |
| 9 | 39.268 | 35.360 | 22.715 | 22.413 | 1'59.756 | 205,6 | 17:28'40.432 |
| 10 | 38.979 | 35.687 | 22.632 | 22.427 | 1'59.725 | 205,2 | 17:30'40.157 |
| 11 | 45.594 | 38.648 | 23.617 | 22.283 | 2'10.142 | 195,9 | 17:32'50.299 |
| 12 | 38.930 | 35.073 | 22.810 | 22.658 | 1'59.471 | 206,4 | 17:34'49.770 |
| 13 | 39.932 | 36.632 | 25.095 | 22.243 | 2'03.902 | 206,4 | 17:36'53.672 |
| 14 | 39.123 | 35.188 | 22.551 | 22.715 | 1'59.577 | 206,4 | 17:38'53.249 |
| 15 | 39.577 | 35.207 | 22.394 | 22.024 | 1'59.202 | 197,4 | 17:40'52.451 |

| 20° 99 P. GRASSIA (1'59.034) | | | | | | | |
|------------------------------|---------------|---------------|--------|---------------|----------|--------------|--------------|
| Lap | Seg.1 | Seg.2 | Seg.3 | Seg.4 | Lap Time | km/h | Local Time |
| 1 | | 36.349 | 23.093 | 22.938 | | | 17:12'15.046 |
| 2 | 40.260 | 35.816 | 22.798 | 22.237 | 2'01.111 | 206,8 | 17:14'16.157 |
| 3 | 39.252 | 36.413 | 25.258 | 26.135 | 2'07.058 | 206,8 | 17:16'23.215 |
| 4 | 39.211 | 35.233 | 22.704 | 22.173 | 1'59.321 | 207,6 | 17:18'22.536 |
| 5 | 38.977 | 35.730 | 22.680 | 22.388 | 1'59.775 | 207,2 | 17:20'22.311 |
| 6 | 39.601 | 39.371 | 22.478 | 22.564 | 2'04.014 | 204,8 | 17:22'26.325 |
| 7 | 39.227 | 35.427 | 22.403 | 22.481 | 1'59.538 | 206,8 | 17:24'25.863 |
| 8 | 45.187 | 37.634 | 30.198 | 23.011 | 2'16.030 | 204,5 | 17:26'41.893 |
| 9 | 38.774 | 35.794 | 22.598 | 22.286 | 1'59.452 | 205,2 | 17:28'41.345 |
| 10 | 39.258 | 35.586 | 22.535 | 22.310 | 1'59.689 | 199,6 | 17:30'41.034 |
| 11 | 39.223 | 36.253 | 30.214 | 24.245 | 2'09.935 | 201,8 | 17:32'50.969 |
| 12 | 39.342 | 35.297 | 22.467 | 22.298 | 1'59.404 | 201,4 | 17:34'50.373 |

| 23° 12 A. RUSMIPUTRO (1'59.279) | | | | | | | |
|---------------------------------|---------------|---------------|---------------|---------------|-----------------|--------------|--------------|
| Lap | Seg.1 | Seg.2 | Seg.3 | Seg.4 | Lap Time | km/h | Local Time |
| 1 | | 38.777 | 23.025 | 23.004 | | | 17:13'20.262 |
| 2 | 40.082 | 35.241 | 22.481 | 22.392 | 2'00.196 | 192,8 | 17:15'20.458 |
| 3 | 39.365 | 35.640 | 22.213 | 22.713 | 1'59.931 | 202,5 | 17:17'20.389 |
| 4 | 39.447 | 35.254 | 22.363 | 22.652 | 1'59.716 | 194,9 | 17:19'20.105 |
| 5 | 39.310 | 35.723 | 22.372 | 23.526 | 2'00.931 | 200,3 | 17:21'21.036 |
| 6 | 39.545 | 35.452 | 22.397 | 22.389 | 1'59.783 | 200,7 | 17:23'20.819 |
| 7 | 38.987 | 35.118 | 22.744 | 27.631 | 2'04.480P | 200,7 | 17:25'25.299 |
| 8 | 5'33.061 | 39.586 | 22.542 | 23.032 | 6'58.221P | | 17:32'23.520 |
| 9 | 39.326 | 36.245 | 22.465 | 22.682 | 2'00.718 | 196,3 | 17:34'24.238 |
| 10 | 39.153 | 35.701 | 22.685 | 22.680 | 2'00.219 | 198,8 | 17:36'24.457 |
| 11 | 38.725 | 35.372 | 22.601 | 22.581 | 1'59.279 | 204,8 | 17:38'23.736 |
| 12 | 40.213 | 35.195 | 22.599 | 22.812 | 2'00.819 | 204,1 | 17:40'24.555 |

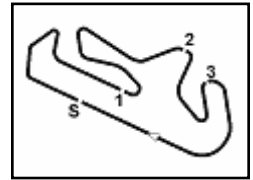
| 24° 14 E. DE LA VEGA (1'59.386) | | | | | | | |
|---------------------------------|----------|--------|--------|---------------|-----------|-------|--------------|
| Lap | Seg.1 | Seg.2 | Seg.3 | Seg.4 | Lap Time | km/h | Local Time |
| 1 | | 37.676 | 23.075 | 22.487 | | | 17:12'11.593 |
| 2 | 39.421 | 35.857 | 22.889 | 22.652 | 2'00.819 | 207,2 | 17:14'12.412 |
| 3 | 39.315 | 36.111 | 22.808 | 22.246 | 2'00.480 | 203,3 | 17:16'12.892 |
| 4 | 43.884 | 35.615 | 22.803 | 22.275 | 2'04.577 | 206,4 | 17:18'17.469 |
| 5 | 38.895 | 39.638 | 22.649 | 22.193 | 2'03.375 | 206,8 | 17:20'20.844 |
| 6 | 38.827 | 35.699 | 22.697 | 30.238 | 2'07.461P | 206,8 | 17:22'28.305 |
| 7 | 2'23.731 | 35.843 | 23.595 | 22.472 | 3'45.641P | | 17:26'13.946 |

14/09/2018 P = Pits In/Out - C = Lap Time Cancelled

These data/results cannot be reproduced, stored and/or transmitted in whole or in part by any manner of electronic, mechanical, photocopying, recording, broadcasting or otherwise now known or herein after developed without the previous express consent by the copyright owner, except for reproduction in daily press and regular printed publications on sale to the public within 60 days of the event related to those data/results and always provided that copyright symbol appears together as follows below.

© DORNA WSBK ORGANIZATION Srl 2018





Portimao 4.592 m

NOLAN Portuguese Round, 14 - 16 September 2018

World Supersport 300 - Chronological Analysis Free Practice 2nd Session

4 / 6

| | | | | | | | | | | | | | | | |
|---|---------------|---------------|---------------|---------------|-----------------|--------------|--------------|----|---------------|---------------|---------------|---------------|-----------------|--------------|--------------|
| 8 | 38.893 | 35.242 | 23.597 | 24.279 | 2'02.011 | 207,2 | 17:28'15.957 | 2 | 40.630 | 36.513 | 22.724 | 22.917 | 2'02.784 | 195,2 | 17:14'10.534 |
| 9 | 38.770 | 35.172 | 24.591 | 24.103 | 2'02.636 | 205,6 | 17:30'18.593 | 3 | 40.306 | 37.115 | 23.510 | 22.601 | 2'03.532 | 201,0 | 17:16'14.066 |
| 10 | 39.086 | 35.484 | 22.480 | 22.506 | 1'59.556 | 209,2 | 17:32'18.149 | 4 | 39.820 | 36.019 | 23.088 | 22.504 | 2'01.431 | 201,8 | 17:18'15.497 |
| 11 | 39.196 | 35.362 | 22.390 | 22.438 | 1'59.386 | 200,3 | 17:34'17.535 | 5 | 39.823 | 36.017 | 22.882 | 22.521 | 2'01.243 | 200,3 | 17:20'16.740 |
| 12 | 44.758 | 35.239 | 22.326 | 22.349 | 2'04.672 | 199,2 | 17:36'22.207 | 6 | 39.913 | 35.600 | 22.696 | 22.327 | 2'00.536 | 198,5 | 17:22'17.276 |
| 13 | 38.917 | 35.659 | 24.750 | 22.545 | 2'01.871 | 206,0 | 17:38'24.078 | 7 | 39.672 | 37.456 | 24.855 | 31.141 | 2'13.124P | 200,7 | 17:24'30.400 |
| 14 | 38.735 | 35.213 | 22.846 | 23.075 | 1'59.869 | 202,9 | 17:40'23.947 | 8 | 4'06.440 | 51.671 | 26.092 | 24.827 | 5'49.030P | | 17:30'19.430 |
| | | | | | | | | 9 | 39.940 | 36.284 | 22.584 | 22.626 | 2'01.434 | 199,2 | 17:32'20.864 |
| | | | | | | | | 10 | 39.864 | 35.875 | 22.491 | 22.682 | 2'00.912 | 202,5 | 17:34'21.776 |
| | | | | | | | | 11 | 39.715 | 36.868 | 22.412 | 22.480 | 2'01.475 | 197,7 | 17:36'23.251 |
| | | | | | | | | 12 | 39.372 | 35.792 | 22.775 | 22.882 | 2'00.821 | 202,9 | 17:38'24.072 |
| | | | | | | | | 13 | 39.181 | 35.453 | 22.816 | 22.416 | 1'59.866 | 202,2 | 17:40'23.938 |
| 25° 13 D. IOZZO (1'59.468) | | | | | | | | | | | | | | | |
| Lap | Seg.1 | Seg.2 | Seg.3 | Seg.4 | Lap Time | km/h | Local Time | | | | | | | | |
| 1 | | 37.379 | 23.736 | 22.948 | | | 17:12'08.306 | | | | | | | | |
| 2 | 40.008 | 36.669 | 23.152 | 22.683 | 2'02.512 | 203,7 | 17:14'10.818 | | | | | | | | |
| 3 | 39.776 | 36.394 | 23.026 | 22.783 | 2'01.979 | 201,0 | 17:16'12.797 | | | | | | | | |
| 4 | 39.990 | 35.868 | 22.824 | 23.094 | 2'01.776 | 204,1 | 17:18'14.573 | | | | | | | | |
| 5 | 39.765 | 35.322 | 23.058 | 23.192 | 2'01.337 | 201,4 | 17:20'15.910 | | | | | | | | |
| 6 | 39.540 | 35.529 | 22.414 | 22.339 | 1'59.822 | 204,3 | 17:22'15.732 | | | | | | | | |
| 7 | 39.165 | 35.469 | 22.443 | 22.391 | 1'59.468 | 203,7 | 17:24'15.200 | | | | | | | | |
| 8 | 39.228 | 35.608 | 22.331 | 22.801 | 1'59.968 | 199,6 | 17:26'15.168 | | | | | | | | |
| 9 | 40.772 | 35.695 | 22.578 | 22.719 | 2'01.764 | 192,5 | 17:28'16.932 | | | | | | | | |
| 10 | 39.268 | 35.163 | 23.771 | 23.178 | 2'01.380 | 204,1 | 17:30'18.312 | | | | | | | | |
| 11 | 39.501 | 35.731 | 22.508 | 22.764 | 2'00.504 | 193,8 | 17:32'18.816 | | | | | | | | |
| 12 | 39.430 | 35.247 | 22.427 | 22.592 | 1'59.696 | 199,6 | 17:34'18.512 | | | | | | | | |
| 13 | 40.922 | 35.754 | 22.321 | 22.301 | 2'01.298 | 196,7 | 17:36'19.810 | | | | | | | | |
| 14 | 39.805 | 37.348 | 23.072 | 23.178 | 2'03.403 | 203,3 | 17:38'23.213 | | | | | | | | |
| 15 | 39.396 | 35.793 | 22.754 | 22.732 | 2'00.675 | 194,9 | 17:40'23.888 | | | | | | | | |
| 29° 27 F. ROVELLI (1'59.898) | | | | | | | | | | | | | | | |
| Lap | Seg.1 | Seg.2 | Seg.3 | Seg.4 | Lap Time | km/h | Local Time | | | | | | | | |
| 1 | | 36.704 | 23.603 | 22.699 | | | 17:12'05.887 | | | | | | | | |
| 2 | 39.370 | 35.736 | 22.669 | 23.013 | 2'00.788 | 202,2 | 17:14'06.675 | | | | | | | | |
| 3 | 39.537 | 35.677 | 22.657 | 22.467 | 2'00.338 | 201,4 | 17:16'07.013 | | | | | | | | |
| 4 | 39.180 | 35.555 | 22.704 | 22.459 | 1'59.898 | 205,2 | 17:18'06.911 | | | | | | | | |
| 5 | 40.494 | 37.723 | 24.216 | 29.943 | 2'12.376P | 206,0 | 17:20'19.287 | | | | | | | | |
| 6 | 2'54.816 | 36.632 | 22.836 | 22.680 | 4'16.964P | | 17:24'36.251 | | | | | | | | |
| 7 | 39.229 | 36.032 | 22.710 | 22.647 | 2'00.618 | 204,1 | 17:26'36.869 | | | | | | | | |
| 8 | 39.444 | 35.452 | 22.680 | 22.725 | 2'00.301 | 200,7 | 17:28'37.170 | | | | | | | | |
| 30° 54 F. FULIGNI (1'59.945) | | | | | | | | | | | | | | | |
| Lap | Seg.1 | Seg.2 | Seg.3 | Seg.4 | Lap Time | km/h | Local Time | | | | | | | | |
| 1 | | 36.995 | 23.719 | 22.395 | | | 17:12'08.454 | | | | | | | | |
| 2 | 40.157 | 36.460 | 22.891 | 22.693 | 2'02.201 | 201,0 | 17:14'10.655 | | | | | | | | |
| 3 | 40.609 | 37.319 | 23.230 | 22.926 | 2'04.084 | 195,9 | 17:16'14.739 | | | | | | | | |
| 4 | 40.161 | 35.910 | 23.079 | 22.256 | 2'01.406 | 198,1 | 17:18'16.145 | | | | | | | | |
| 5 | 39.787 | 35.908 | 23.366 | 31.020 | 2'10.081P | 198,1 | 17:20'26.226 | | | | | | | | |
| 6 | 5'13.343 | 41.045 | 24.740 | 32.856 | 6'51.984P | | 17:27'18.210 | | | | | | | | |
| 7 | 1'57.991 | 39.448 | 22.890 | 22.458 | 3'22.787P | | 17:30'40.997 | | | | | | | | |
| 8 | 40.427 | 36.217 | 23.998 | 24.025 | 2'04.667 | 204,1 | 17:32'45.664 | | | | | | | | |
| 9 | 39.699 | 36.032 | 22.841 | 22.946 | 2'01.518 | 192,8 | 17:34'47.182 | | | | | | | | |
| 10 | 40.217 | 36.126 | 22.588 | 22.705 | 2'01.636 | 192,8 | 17:36'48.818 | | | | | | | | |
| 11 | 39.194 | 35.628 | 22.586 | 22.537 | 1'59.945 | 204,8 | 17:38'48.763 | | | | | | | | |
| 12 | 39.384 | 35.900 | 22.534 | 22.331 | 2'00.149 | 196,3 | 17:40'48.912 | | | | | | | | |
| 31° 30 D. BLIN (1'59.956) | | | | | | | | | | | | | | | |
| Lap | Seg.1 | Seg.2 | Seg.3 | Seg.4 | Lap Time | km/h | Local Time | | | | | | | | |
| 1 | | 37.320 | 23.231 | 23.121 | | | 17:12'06.657 | | | | | | | | |
| 2 | 40.215 | 35.992 | 22.871 | 22.804 | 2'01.882 | 198,8 | 17:14'08.539 | | | | | | | | |
| 3 | 41.882 | 36.974 | 23.074 | 22.381 | 2'04.311 | 202,9 | 17:16'12.850 | | | | | | | | |
| 4 | 40.228 | 36.529 | 23.019 | 22.327 | 2'02.103 | 201,8 | 17:18'14.953 | | | | | | | | |
| 5 | 39.548 | 36.638 | 22.886 | 22.639 | 2'01.711 | 204,8 | 17:20'16.664 | | | | | | | | |
| 6 | 39.716 | 35.688 | 22.613 | 22.375 | 2'00.392 | 197,0 | 17:22'17.056 | | | | | | | | |
| 7 | 39.948 | 37.781 | 24.619 | 24.283 | 2'06.631 | 204,1 | 17:24'23.687 | | | | | | | | |
| 8 | 41.090 | 43.480 | 23.472 | 26.098 | 2'14.140 | 197,7 | 17:26'37.827 | | | | | | | | |
| 9 | 39.547 | 36.369 | 22.841 | 23.345 | 2'02.102 | 200,7 | 17:28'39.929 | | | | | | | | |
| 10 | 39.027 | 35.891 | 22.622 | 22.784 | 2'00.324 | 200,3 | 17:30'40.253 | | | | | | | | |
| 11 | 39.670 | 36.010 | 23.246 | 26.391 | 2'05.317 | 197,7 | 17:32'45.570 | | | | | | | | |
| 12 | 39.846 | 36.161 | 24.177 | 23.984 | 2'04.168 | 195,2 | 17:34'49.738 | | | | | | | | |
| 13 | 39.456 | 36.151 | 22.579 | 22.772 | 2'00.958 | 199,2 | 17:36'50.696 | | | | | | | | |
| 14 | 39.057 | 35.732 | 22.668 | 22.499 | 1'59.956 | 197,4 | 17:38'50.652 | | | | | | | | |
| 15 | 39.687 | 35.631 | 22.734 | 22.595 | 2'00.647 | 198,5 | 17:40'51.299 | | | | | | | | |
| 32° 15 G. VAN STRAALLEN (2'00.153) | | | | | | | | | | | | | | | |
| Lap | Seg.1 | Seg.2 | Seg.3 | Seg.4 | Lap Time | km/h | Local Time | | | | | | | | |
| 1 | | 37.431 | 23.444 | 22.534 | | | 17:12'12.504 | | | | | | | | |
| 2 | 39.970 | 36.328 | 22.881 | 22.208 | 2'01.387 | 210,0 | 17:14'13.891 | | | | | | | | |
| 3 | 39.202 | 35.856 | 22.836 | 22.259 | 2'00.153 | 215,9 | 17:16'14.044 | | | | | | | | |
| 28° 61 B. SOFUOGLU (1'59.866) | | | | | | | | | | | | | | | |
| Lap | Seg.1 | Seg.2 | Seg.3 | Seg.4 | Lap Time | km/h | Local Time | | | | | | | | |
| 1 | | 37.197 | 23.357 | 22.797 | | | 17:12'07.750 | | | | | | | | |

14/09/2018 P = Pits In/Out - C = Lap Time Cancelled

These data/results cannot be reproduced, stored and/or transmitted in whole or in part by any manner of electronic, mechanical, photocopying, recording, broadcasting or otherwise now known or herein after developed without the previous express consent by the copyright owner, except for reproduction in daily press and regular printed publications on sale to the public within 60 days of the event related to those data/results and always provided that copyright symbol appears together as follows below.

© DORNA WSBK ORGANIZATION Srl 2018



Official Fuel Supplier

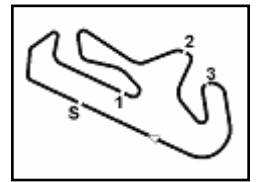


FKR PERUGIA TIMING

Official Tyre Supplier



Official Timekeeper



NOLAN Portuguese Round, 14 - 16 September 2018

World Supersport 300 - Chronological Analysis Free Practice 2nd Session

Portimao 4.592 m

5 / 6

| 33° 34 J. MAHAFFY (2'00.200) | | | | | | | |
|------------------------------|---------------|---------------|---------------|---------------|-----------------|--------------|--------------|
| Lap | Seg.1 | Seg.2 | Seg.3 | Seg.4 | Lap Time | km/h | Local Time |
| 1 | | 37.304 | 24.431 | 22.635 | | | 17:12'08.938 |
| 2 | 40.226 | 37.730 | 23.987 | 22.598 | 2'04.541 | 202,5 | 17:14'13.479 |
| 3 | 42.261 | 36.032 | 23.832 | 23.264 | 2'05.389 | 203,3 | 17:16'18.868 |
| 4 | 39.950 | 36.852 | 22.789 | 23.111 | 2'02.702 | 209,2 | 17:18'21.570 |
| 5 | 39.203 | 35.790 | 23.595 | 22.475 | 2'01.063 | 211,6 | 17:20'22.633 |
| 6 | 39.470 | 35.601 | 22.606 | 22.523 | 2'00.200 | 213,3 | 17:22'22.833 |
| 7 | 40.152 | 36.041 | 23.164 | 23.149 | 2'02.506 | 207,2 | 17:24'25.339 |
| 8 | 39.970 | 37.883 | 27.443 | 30.583 | 2'15.879P | 204,1 | 17:26'41.218 |
| 9 | 2'53.422 | 43.128 | 22.749 | 22.731 | 4'22.030P | | 17:31'03.248 |
| 10 | 39.381 | 35.606 | 22.969 | 22.852 | 2'00.808 | 199,2 | 17:33'04.056 |
| 11 | 40.193 | 35.591 | 23.478 | 23.288 | 2'02.550 | 198,1 | 17:35'06.606 |
| 12 | 39.878 | 35.635 | 22.809 | 22.916 | 2'01.238 | 195,2 | 17:37'07.844 |
| 13 | 40.515 | 39.741 | 23.166 | 23.118 | 2'06.540 | 195,6 | 17:39'14.384 |
| 14 | 39.494 | 35.471 | 22.765 | 22.754 | 2'00.484 | 197,0 | 17:41'14.868 |

| 34° 44 S. LOCHOFF (2'00.711) | | | | | | | |
|------------------------------|---------------|---------------|---------------|---------------|-----------------|--------------|--------------|
| Lap | Seg.1 | Seg.2 | Seg.3 | Seg.4 | Lap Time | km/h | Local Time |
| 1 | | 36.938 | 23.492 | 22.332 | | | 17:12'06.857 |
| 2 | 40.664 | 36.002 | 23.369 | 22.598 | 2'02.633 | 198,5 | 17:14'09.490 |
| 3 | 40.827 | 36.910 | 24.009 | 22.446 | 2'04.192 | 206,0 | 17:16'13.682 |
| 4 | 40.477 | 36.093 | 23.575 | 22.286 | 2'02.431 | 202,2 | 17:18'16.113 |
| 5 | 39.468 | 36.056 | 23.463 | 22.173 | 2'01.160 | 208,4 | 17:20'17.273 |
| 6 | 42.104 | 36.313 | 22.940 | 22.407 | 2'03.764 | 205,2 | 17:22'21.037 |
| 7 | 39.494 | 36.673 | 24.206 | 23.265 | 2'03.638 | 202,2 | 17:24'24.675 |
| 8 | 47.212 | 39.468 | 27.280 | 23.125 | 2'17.085 | 188,1 | 17:26'41.760 |
| 9 | 39.678 | 35.632 | 22.931 | 22.489 | 2'00.730 | 201,4 | 17:28'42.490 |
| 10 | 40.637 | 43.962 | 23.427 | 22.781 | 2'10.807 | 201,8 | 17:30'53.297 |
| 11 | 39.922 | 36.990 | 23.288 | 22.793 | 2'02.993 | 195,6 | 17:32'56.290 |
| 12 | 39.519 | 35.618 | 23.247 | 22.394 | 2'00.778 | 205,2 | 17:34'57.068 |
| 13 | 39.874 | 35.439 | 22.978 | 22.420 | 2'00.711 | 196,7 | 17:36'57.779 |
| 14 | 39.596 | 35.514 | 26.461 | 22.543 | 2'04.114 | 198,5 | 17:39'01.893 |
| 15 | 41.370 | 37.361 | 23.947 | 35.109 | 2'17.787P | 203,3 | 17:41'19.680 |

| 35° 28 D. KOOPMAN (2'01.103) | | | | | | | |
|------------------------------|---------------|---------------|---------------|---------------|-----------------|--------------|--------------|
| Lap | Seg.1 | Seg.2 | Seg.3 | Seg.4 | Lap Time | km/h | Local Time |
| 1 | | 37.687 | 23.986 | 23.009 | | | 17:12'14.474 |
| 2 | 41.018 | 36.530 | 22.899 | 22.611 | 2'03.058 | 197,7 | 17:14'17.532 |
| 3 | 40.111 | 36.933 | 23.042 | 22.675 | 2'02.761 | 196,7 | 17:16'20.293 |
| 4 | 40.127 | 36.550 | 23.150 | 22.437 | 2'02.264 | 199,6 | 17:18'22.557 |
| 5 | 40.052 | 36.096 | 24.958 | 22.761 | 2'03.867 | 208,4 | 17:20'26.424 |
| 6 | 39.683 | 39.675 | 22.897 | 22.690 | 2'04.945 | 204,1 | 17:22'31.369 |
| 7 | 40.259 | 36.874 | 23.258 | 23.079 | 2'03.470 | 201,0 | 17:24'34.839 |
| 8 | 40.806 | 36.740 | 23.391 | 23.399 | 2'04.336 | 197,0 | 17:26'39.175 |
| 9 | 39.851 | 36.080 | 22.768 | 22.404 | 2'01.103 | 199,2 | 17:28'40.278 |
| 10 | 39.835 | 36.790 | 22.828 | 22.557 | 2'02.100 | 200,7 | 17:30'42.288 |
| 11 | 40.170 | 36.152 | 23.410 | 23.465 | 2'03.197 | 199,2 | 17:32'45.485 |
| 12 | 40.854 | 36.108 | 23.645 | 22.979 | 2'03.586 | 188,5 | 17:34'49.071 |
| 13 | 40.025 | 36.276 | 22.928 | 22.460 | 2'01.689 | 202,2 | 17:36'50.760 |
| 14 | 40.002 | 40.993 | 28.290 | 22.946 | 2'12.231 | 204,5 | 17:39'02.991 |
| 15 | 40.072 | 36.955 | 23.365 | 22.744 | 2'03.136 | 195,9 | 17:41'06.127 |

| 36° 78 J. FORAY (2'01.412) | | | | | | | |
|----------------------------|---------------|--------|--------|---------------|-----------------|--------------|--------------|
| Lap | Seg.1 | Seg.2 | Seg.3 | Seg.4 | Lap Time | km/h | Local Time |
| 1 | | 37.603 | 23.543 | 22.642 | | | 17:12'09.632 |
| 2 | 40.582 | 36.530 | 24.015 | 22.483 | 2'03.610 | 207,2 | 17:14'13.242 |
| 3 | 39.657 | 37.694 | 22.927 | 22.706 | 2'02.984 | 208,4 | 17:16'16.226 |
| 4 | 39.982 | 36.107 | 23.354 | 22.596 | 2'02.039 | 208,4 | 17:18'18.265 |
| 5 | 39.722 | 36.191 | 22.846 | 22.653 | 2'01.412 | 210,4 | 17:20'19.677 |
| 6 | 40.022 | 36.598 | 22.905 | 22.732 | 2'02.257 | 210,0 | 17:22'21.934 |
| 7 | 39.642 | 36.397 | 24.163 | 29.511 | 2'09.713P | 208,4 | 17:24'31.647 |
| 8 | 1'48.581 | 42.036 | 30.744 | 31.890 | 3'33.251P | | 17:28'04.898 |
| 9 | 1'11.505 | | | 22.745 | 2'37.948P | | 17:30'42.846 |

| | | | | | | | |
|----|--------|---------------|---------------|--------|----------|-------|--------------|
| 10 | 39.877 | 36.411 | 23.267 | 23.376 | 2'02.931 | 206,0 | 17:32'45.777 |
| 11 | 39.896 | 36.294 | 23.888 | 23.115 | 2'03.193 | 196,3 | 17:34'48.970 |
| 12 | 39.914 | 36.145 | 22.707 | 22.885 | 2'01.651 | 199,6 | 17:36'50.621 |
| 13 | 40.530 | 36.388 | 22.818 | 22.910 | 2'02.646 | 197,4 | 17:38'53.267 |
| 14 | 39.858 | 35.964 | 22.728 | 22.908 | 2'01.458 | 195,9 | 17:40'54.725 |

| 37° 7 N. SETTIMO (2'01.584) | | | | | | | |
|-----------------------------|---------------|---------------|---------------|---------------|-----------------|--------------|--------------|
| Lap | Seg.1 | Seg.2 | Seg.3 | Seg.4 | Lap Time | km/h | Local Time |
| 1 | | 38.020 | 23.291 | 22.478 | | | 17:12'08.976 |
| 2 | 40.489 | 36.751 | 23.347 | 23.245 | 2'03.832 | 206,8 | 17:14'12.808 |
| 3 | 39.762 | 36.359 | 23.515 | 22.974 | 2'02.600 | 204,1 | 17:16'15.408 |
| 4 | 40.101 | 36.049 | 23.742 | 22.616 | 2'02.508 | 210,0 | 17:18'17.916 |
| 5 | 40.907 | 36.505 | 22.747 | 22.520 | 2'02.679 | 195,9 | 17:20'20.595 |
| 6 | 40.039 | 36.154 | 22.831 | 22.560 | 2'01.584 | 203,7 | 17:22'22.179 |
| 7 | 40.660 | 36.008 | 22.911 | 22.688 | 2'02.267 | 196,3 | 17:24'24.446 |
| 8 | 41.089 | 36.964 | 23.875 | 24.259 | 2'06.187 | 197,0 | 17:26'30.633 |
| 9 | 41.130 | 39.673 | 23.236 | 23.287 | 2'07.326 | 193,5 | 17:28'37.959 |
| 10 | 40.259 | 36.687 | 23.052 | 22.746 | 2'02.744 | 197,4 | 17:30'40.703 |
| 11 | 40.940 | 36.400 | 24.041 | 23.996 | 2'05.377 | 199,9 | 17:32'46.080 |
| 12 | 41.008 | 36.146 | 23.630 | 22.564 | 2'03.348 | 178,2 | 17:34'49.428 |
| 13 | 40.074 | 37.152 | 23.358 | 22.846 | 2'03.430 | 207,6 | 17:36'52.858 |
| 14 | 40.476 | 36.274 | 22.917 | 23.541 | 2'03.208 | 200,3 | 17:38'56.066 |
| 15 | 40.669 | 36.975 | 23.460 | 22.799 | 2'03.903 | 194,5 | 17:40'59.969 |

| 38° 58 T. FINOCCHIARO (2'01.873) | | | | | | | |
|----------------------------------|---------------|---------------|---------------|---------------|-----------------|--------------|--------------|
| Lap | Seg.1 | Seg.2 | Seg.3 | Seg.4 | Lap Time | km/h | Local Time |
| 1 | | 37.009 | 23.368 | 22.566 | | | 17:12'06.647 |
| 2 | 40.399 | 36.223 | 22.795 | 22.456 | 2'01.873 | 197,7 | 17:14'08.520 |
| 3 | 39.968 | 36.261 | 23.117 | 22.922 | 2'02.268 | 204,1 | 17:16'10.788 |
| 4 | 40.368 | 36.657 | 23.381 | 22.829 | 2'03.235 | 195,2 | 17:18'14.023 |
| 5 | 41.011 | 36.346 | 23.176 | 22.288 | 2'02.821 | 197,7 | 17:20'16.844 |
| 6 | 40.886 | 36.794 | 23.085 | 22.418 | 2'03.183 | 201,4 | 17:22'20.027 |
| 7 | 39.629 | 36.748 | 23.938 | 23.677 | 2'03.992 | 204,1 | 17:24'24.019 |
| 8 | 41.447 | 37.391 | 24.308 | 23.810 | 2'06.956 | 197,0 | 17:26'30.975 |
| 9 | 44.031 | 36.747 | 23.410 | 22.953 | 2'07.141 | 196,7 | 17:28'38.116 |
| 10 | 40.502 | 36.684 | 22.934 | 22.509 | 2'02.629 | 195,6 | 17:30'40.745 |
| 11 | 41.059 | 36.508 | 23.773 | 24.175 | 2'05.515 | 200,3 | 17:32'46.260 |
| 12 | 40.438 | 36.146 | 23.719 | 23.550 | 2'03.853 | 200,3 | 17:34'50.113 |
| 13 | 40.354 | 36.323 | 23.443 | 22.690 | 2'02.810 | 208,8 | 17:36'52.923 |
| 14 | 40.267 | 36.191 | 23.025 | 22.959 | 2'02.442 | 204,5 | 17:38'55.365 |
| 15 | 40.279 | 36.241 | 23.066 | 22.870 | 2'02.456 | 195,9 | 17:40'57.821 |

| 39° 10 P. FRAGOSO (2'02.585) | | | | | | | |
|------------------------------|---------------|---------------|---------------|---------------|-----------------|--------------|--------------|
| Lap | Seg.1 | Seg.2 | Seg.3 | Seg.4 | Lap Time | km/h | Local Time |
| 1 | | 37.314 | 24.252 | 22.903 | | | 17:12'14.812 |
| 2 | 41.115 | 36.305 | 23.294 | 22.574 | 2'03.288 | 210,0 | 17:14'18.100 |
| 3 | 42.071 | 36.827 | 23.473 | 22.749 | 2'05.120 | 208,0 | 17:16'23.220 |
| 4 | 43.026 | 36.527 | 24.346 | 23.158 | 2'07.057 | 205,2 | 17:18'30.277 |
| 5 | 41.692 | 37.019 | 25.441 | 23.584 | 2'07.736 | 203,3 | 17:20'38.013 |
| 6 | 41.501 | 36.843 | 24.074 | 32.667 | 2'15.085P | 199,6 | 17:22'53.098 |
| 7 | 9'19.443 | 37.705 | 23.495 | 23.112 | 10'43.755P | | 17:33'36.853 |
| 8 | 40.403 | 36.287 | 23.077 | 22.818 | 2'02.585 | 200,3 | 17:35'39.438 |
| 9 | 40.593 | 36.795 | 23.337 | 23.024 | 2'03.749 | 198,8 | 17:37'43.187 |
| 10 | 40.696 | 36.272 | 23.216 | 23.396 | 2'03.580 | 197,4 | 17:39'46.767 |
| 11 | 40.628 | 37.000 | 23.303 | 23.264 | 2'04.195 | 196,3 | 17:41'50.962 |

| 40° 5 R. VOS (2'03.048) | | | | | | | |
|-------------------------|--------|---------------|--------|---------------|-----------------|--------------|--------------|
| Lap | Seg.1 | Seg.2 | Seg.3 | Seg.4 | Lap Time | km/h | Local Time |
| 1 | | 37.644 | 23.715 | 23.153 | | | 17:12'08.359 |
| 2 | 40.701 | 36.865 | 23.629 | 23.576 | 2'04.771 | 204,5 | 17:14'13.130 |
| 3 | 41.517 | 36.693 | 23.875 | 23.240 | 2'05.325 | 202,5 | 17:16'18.455 |
| 4 | 40.415 | 37.816 | 23.898 | 22.738 | 2'04.867 | 203,7 | 17:18'23.322 |
| 5 | 40.039 | 36.383 | 23.412 | 23.214 | 2'03.048 | 206,8 | 17:20'26.370 |
| 6 | 40.531 | 36.967 | 23.609 | 23.453 | 2'04.560 | 198,8 | 17:22'30.930 |

14/09/2018

P = Pits In/Out - C = Lap Time Cancelled

These data/results cannot be reproduced, stored and/or transmitted in whole or in part by any manner of electronic, mechanical, photocopying, recording, broadcasting or otherwise now known or herein after developed without the previous express consent by the copyright owner, except for reproduction in daily press and regular printed publications on sale to the public within 60 days of the event related to those data/results and always provided that copyright symbol appears together as follows below.

© DORNA WSBK ORGANIZATION Srl 2018



Official Fuel Supplier

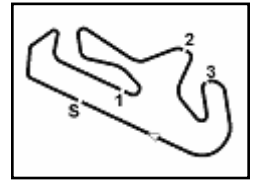


FKR PERUGIA TIMING

Official Tyre Supplier



Official Timekeeper



NOLAN Portuguese Round, 14 - 16 September 2018

World Supersport 300 - Chronological Analysis Free Practice 2nd Session

| | | | | | | | |
|----|---------------|--------|---------------|--------|-----------|-------|--------------|
| 7 | 40.395 | 36.852 | 23.338 | 23.281 | 2'03.866 | 199,9 | 17:24'34.796 |
| 8 | 40.504 | 36.884 | 23.815 | 23.712 | 2'04.915 | 197,4 | 17:26'39.711 |
| 9 | 39.882 | 38.734 | 23.652 | 23.125 | 2'05.393 | 205,2 | 17:28'45.104 |
| 10 | 40.974 | 38.259 | 23.557 | 23.161 | 2'05.951 | 196,3 | 17:30'51.055 |
| 11 | 40.678 | 37.288 | 23.525 | 23.404 | 2'04.895 | 194,5 | 17:32'55.950 |
| 12 | 40.534 | 36.914 | 25.175 | 29.127 | 2'11.750P | 194,5 | 17:35'07.700 |

14/09/2018 P = Pits In/Out - C = Lap Time Cancelled

These data/results cannot be reproduced, stored and/or transmitted in whole or in part by any manner of electronic, mechanical, photocopying, recording, broadcasting or otherwise now known or herein after developed without the previous express consent by the copyright owner, except for reproduction in daily press and regular printed publications on sale to the public within 60 days of the event related to those data/results and always provided that copyright symbol appears together as follows below.

© DORNA WSBK ORGANIZATION Srl 2018



Official Fuel Supplier

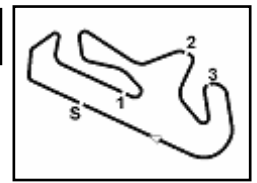


FKR PERUGIA TIMING

Official Tyre Supplier



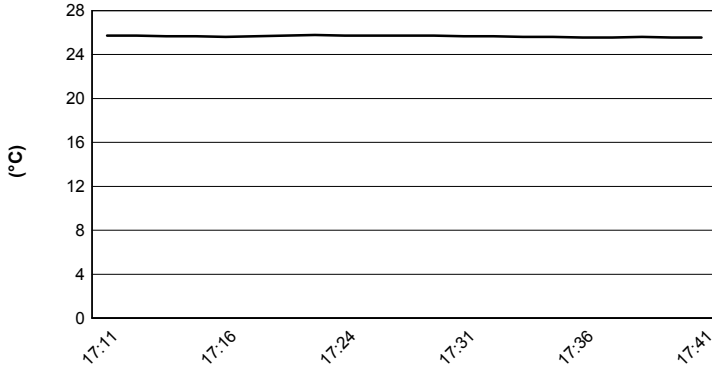
Official Timekeeper



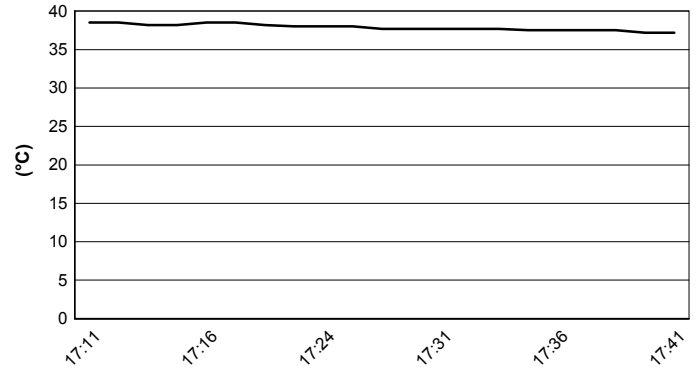
Portimao 4.592 m

NOLAN Portuguese Round, 14 - 16 September 2018
World Supersport 300 - Weather Report Free Practice 2nd Session
 Session started 17:10 - Session ended 17:41


Air Temperature



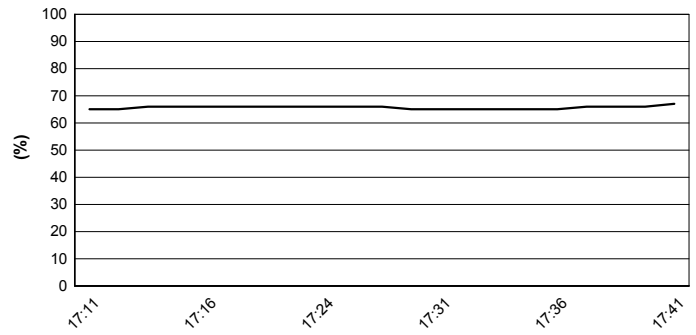
Track Temperature



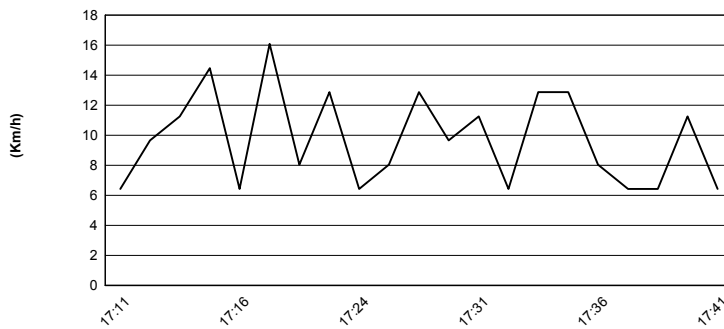
Air Pressure



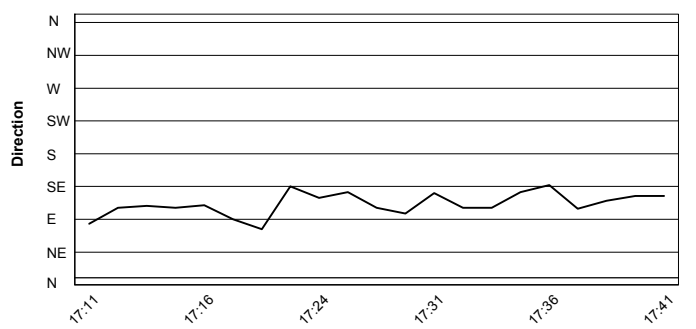
Humidity



Wind Speed



Wind Direction



14/09/2018

These data/results cannot be reproduced, stored and/or transmitted in whole or in part by any manner of electronic, mechanical, photocopying, recording, broadcasting or otherwise now known or herein after developed without the previous express consent by the copyright owner, except for reproduction in daily press and regular printed publications on sale to the public within 60 days of the event related to those data/results and always provided that copyright symbol appears together as follows below.

© DORNA WSBK ORGANIZATION Srl 2018



Official Fuel Supplier

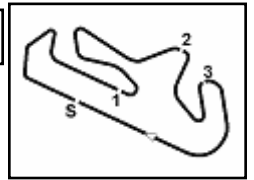


FICR PERUGIA TIMING

Official Tyre Supplier



Official Timekeeper



Portimao 4.592 m

NOLAN Portuguese Round, 14 - 16 September 2018

World Supersport 300 - Superpoles Entry List

Superpole 1

| FPs Pos | No. Rider | Nat | Team | Bike | Time |
|---------|-------------------------------|-----|---|--------------------|-----------------|
| 11 | 6 R. SCHOTMAN | NED | Motoport Kawasaki | Kawasaki Ninja 400 | 1'58.195 |
| 12 | 41 J. JÄHNIG | GER | Freudenberg KTM Junior Team | KTM RC 390 R | 1'58.241 |
| 13 | 93 W.KHAN | NED | Nutec - Benjan - Kawasaki | Kawasaki Ninja 400 | 1'58.447 |
| 14 | 79 T. ALONSO | POR | Samurai Racing | Yamaha YZF-R3 | 1'58.565 |
| 15 | 47 F. HERNANDEZ MOYANO | ESP | Kawasaki PALMETO PL Racing | Kawasaki Ninja 400 | 1'58.762 |
| 16 | 87 A. BÖRNER | GER | DEZA-Cordaba-Patrimonio de la Humanidad | Kawasaki Ninja 400 | 1'58.872 |
| 17 | 22 N. KALININ | UKR | GP Project Team | Kawasaki Ninja 400 | 1'58.929 |
| 18 | 97 M. KAPPLER | GER | Freudenberg KTM WorldSSP Team | KTM RC 390 R | 1'58.948 |
| 19 | 12 A. RUSMIPUTRO | INA | Pertamina Almeria BCD by MS Racing | Yamaha YZF-R3 | 1'58.972 |
| 20 | 72 V. STEEMAN | NED | KTM Fortron Junior Team | KTM RC 390 R | 1'59.007 |
| 21 | 99 P. GRASSIA | ITA | BIBLION YAMAHA MOTOXRACING | Yamaha YZF-R3 | 1'59.034 |
| 22 | 64 H. DE CANCELLIS | FRA | Team Toth - Yart | Yamaha YZF-R3 | 1'59.041 |
| 23 | 55 G. HENDRA PRATAMA | INA | BIBLION YAMAHA MOTOXRACING | Yamaha YZF-R3 | 1'59.055 |
| 24 | 15 G. VAN STRAALLEN | NED | KTM Fortron Racing Team | KTM RC 390 R | 1'59.068 |
| 25 | 14 E. DE LA VEGA | FRA | GP Project Team | Kawasaki Ninja 400 | 1'59.279 |
| 26 | 13 D. IOZZO | RSA | Racedays | Honda CBR500R | 1'59.468 |
| 27 | 52 G. ERILL | ESP | DEZA-Cordaba-Patrimonio de la Humanidad | Kawasaki Ninja 400 | 1'59.655 |
| 28 | 19 L. BERNARDI | ITA | Team Trasimeno | Yamaha YZF-R3 | 1'59.691 |
| 29 | 61 B. SOFUOGLU | TUR | Team Trasimeno | Yamaha YZF-R3 | 1'59.866 |
| 30 | 27 F. ROVELLI | ITA | Kawasaki ParkinGO Team | Kawasaki Ninja 400 | 1'59.898 |
| 31 | 54 F. FULIGNI | ITA | GRT Yamaha WorldSSP300 Team | Yamaha YZF-R3 | 1'59.945 |
| 32 | 30 D. BLIN | POL | Team Toth - Yart | Yamaha YZF-R3 | 1'59.956 |
| 33 | 34 J. MAHAFFY | AUS | TERRA E MOTO | Yamaha YZF-R3 | 2'00.200 |
| 34 | 44 S. LOCHOFF | RSA | Samurai Racing | Yamaha YZF-R3 | 2'00.711 |
| 35 | 28 D. KOOPMAN | NED | GRT Yamaha WorldSSP300 Team | Yamaha YZF-R3 | 2'01.103 |
| 36 | 78 J. FORAY | FRA | ETG Racing | Kawasaki Ninja 400 | 2'01.412 |
| 37 | 7 N. SETTIMO | ITA | Scuderia Maranga Racing | Honda CBR500R | 2'01.584 |
| 38 | 58 T. FINOCCHIARO | GBR | Scuderia Maranga Racing | Honda CBR500R | 2'01.873 |
| 39 | 10 P. FRAGOSO | POR | Miguel Oliveira Racing Team | KTM RC 390 R | 2'02.585 |
| 40 | 5 R. VOS | NED | KTM Fortron Racing Team | KTM RC 390 R | 2'03.048 |

Superpole 2

| FPs Pos | No. Rider | Nat | Team | Bike | Time |
|---------|-----------------------|-----|---|--------------------|-----------------|
| 1 | 81 M. GONZALEZ | ESP | Pertamina Almeria BCD Junior Team by MS | Yamaha YZF-R3 | 1'57.246 |
| 2 | 95 S. DEROUE | NED | Motoport Kawasaki | Kawasaki Ninja 400 | 1'57.583 |
| 3 | 8 M. PEREZ | ESP | Kawasaki ParkinGO Team | Kawasaki Ninja 400 | 1'57.903 |
| 4 | 2 A. CARRASCO | ESP | DS Junior Team | Kawasaki Ninja 400 | 1'57.914 |
| 5 | 69 M. HERRERA | ESP | BCD Yamaha MS Racing | Yamaha YZF-R3 | 1'57.970 |
| 6 | 71 T. EDWARDS | AUS | Nutec - Benjan - Kawasaki | Kawasaki Ninja 400 | 1'57.974 |
| 7 | 33 D. VALLE | ESP | BCD Yamaha MS Racing | Yamaha YZF-R3 | 1'57.983 |
| 8 | 43 L. GRUNWALD | GER | Freudenberg KTM WorldSSP Team | KTM RC 390 R | 1'58.006 |
| 9 | 20 D. LOUREIRO | RSA | DS Junior Team | Kawasaki Ninja 400 | 1'58.031 |
| 10 | 21 B. SANCHEZ | ESP | ETG Racing | Kawasaki Ninja 400 | 1'58.100 |

*
*

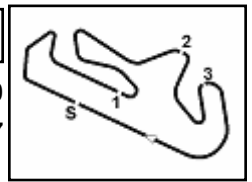
* These positions are assigned to the 1st and 2nd rider classified in Superpole 1

14/09/2018 1:

These data/results cannot be reproduced, stored and/or transmitted in whole or in part by any manner of electronic, mechanical, photocopying, recording, broadcasting or otherwise now known or herein after developed without the previous express consent by the copyright owner, except for reproduction in daily press and regular printed publications on sale to the public within 60 days of the event related to those data/results and always provided that copyright symbol appears together as follows below.

© DORNA WSBK ORGANIZATION Srl 2018





Portimao 4.592 m

NOLAN Portuguese Round, 14 - 16 September 2018

World Supersport 300 - Best Laps & Speeds

1 / 2

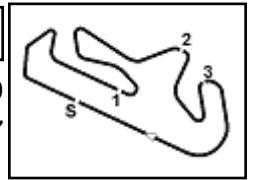
| No. | Rider Bike | Nat | Best Lap | | FP1 | | FP2 | | | | | | | | | | |
|-----|--|-----|----------------------|-----|----------------------|-----|----------------------|-----|--|--|--|--|--|--|--|--|--|
| | | | LL | SPD | LL | SPD | LL | SPD | | | | | | | | | |
| 1 | 81 M. GONZALEZ Yamaha YZF-R3 | ESP | 1'57.246 20 207,1 | | 1'57.246 9 207,1 | | 1'57.949 11 201,0 | | | | | | | | | | |
| 2 | 95 S. DEROUÉ Kawasaki Ninja 400 | NED | 1'57.583 26 215,8 | | 1'57.685 13 212,0 | | 1'57.583 13 215,8 | | | | | | | | | | |
| 3 | 8 M. PEREZ Kawasaki Ninja 400 | ESP | 1'57.903 23 214,5 | | 1'58.490 13 211,6 | | 1'57.903 10 214,5 | | | | | | | | | | |
| 4 | 2 A. CARRASCO Kawasaki Ninja 400 | ESP | 1'57.914 21 212,8 | | 1'57.969 11 206,4 | | 1'57.914 10 212,8 | | | | | | | | | | |
| 5 | 69 M. HERRERA Yamaha YZF-R3 | ESP | 1'57.970 23 206,7 | | 1'57.970 12 206,7 | | 1'58.021 11 202,5 | | | | | | | | | | |
| 6 | 71 T. EDWARDS Kawasaki Ninja 400 | AUS | 1'57.974 22 215,0 | | 1'58.104 10 208,3 | | 1'57.974 12 215,0 | | | | | | | | | | |
| 7 | 33 D. VALLE Yamaha YZF-R3 | ESP | 1'57.983 22 206,7 | | 1'58.203 11 204,4 | | 1'57.983 11 206,7 | | | | | | | | | | |
| 8 | 43 L. GRUNWALD KTM RC 390 R | GER | 1'58.006 21 213,3 | | 1'58.657 11 205,6 | | 1'58.006 10 213,3 | | | | | | | | | | |
| 9 | 20 D. LOUREIRO Kawasaki Ninja 400 | RSA | 1'58.031 24 218,0 | | 1'58.702 11 200,3 | | 1'58.031 13 218,0 | | | | | | | | | | |
| 10 | 21 B. SANCHEZ Kawasaki Ninja 400 | ESP | 1'58.100 27 213,7 | | 1'58.100 13 210,4 | | 1'58.412 14 213,7 | | | | | | | | | | |
| 11 | 6 R. SCHOTMAN Kawasaki Ninja 400 | NED | 1'58.195 24 214,1 | | 1'58.324 11 197,0 | | 1'58.195 13 214,1 | | | | | | | | | | |
| 12 | 41 J. JÄHNIG KTM RC 390 R | GER | 1'58.241 23 213,3 | | 1'58.718 11 205,2 | | 1'58.241 12 213,3 | | | | | | | | | | |
| 13 | 93 W. KHAN Kawasaki Ninja 400 | NED | 1'58.447 22 212,8 | | 1'58.447 10 212,0 | | 1'58.683 12 212,8 | | | | | | | | | | |
| 14 | 79 T. ALONSO Yamaha YZF-R3 | POR | 1'58.565 26 207,9 | | 1'59.528 12 206,4 | | 1'58.565 14 207,9 | | | | | | | | | | |
| 15 | 47 F. HERNANDEZ MOYANO Kawasaki Ninja 400 | ESP | 1'58.762 26 216,7 | | 1'58.888 13 205,6 | | 1'58.762 13 216,7 | | | | | | | | | | |
| 16 | 87 A. BÖRNER Kawasaki Ninja 400 | GER | 1'58.872 22 212,0 | | 1'59.825 8 208,7 | | 1'58.872 14 212,0 | | | | | | | | | | |
| 17 | 22 N. KALININ Kawasaki Ninja 400 | UKR | 1'58.929 18 208,7 | | 1'59.696 6 208,7 | | 1'58.929 12 208,3 | | | | | | | | | | |
| 18 | 97 M. KAPPLER KTM RC 390 R | GER | 1'58.948 22 209,1 | | 1'59.326 11 204,8 | | 1'58.948 11 209,1 | | | | | | | | | | |
| 19 | 12 A. RUSMIPUTRO Yamaha YZF-R3 | INA | 1'58.972 23 206,0 | | 1'58.972 12 206,0 | | 1'59.279 11 204,8 | | | | | | | | | | |
| 20 | 72 V. STEEMAN KTM RC 390 R | NED | 1'59.007 26 211,6 | | 1'59.313 12 204,8 | | 1'59.007 14 211,6 | | | | | | | | | | |
| 21 | 99 P. GRASSIA Yamaha YZF-R3 | ITA | 1'59.034 27 207,5 | | 1'59.880 13 199,9 | | 1'59.034 14 207,5 | | | | | | | | | | |
| 22 | 64 H. DE CANCELLIS Yamaha YZF-R3 | FRA | 1'59.041 27 210,4 | | 1'59.982 13 208,3 | | 1'59.041 14 210,4 | | | | | | | | | | |
| 23 | 55 G. HENDRA PRATAMA Yamaha YZF-R3 | INA | 1'59.055 26 207,1 | | 1'59.250 12 203,3 | | 1'59.055 14 207,1 | | | | | | | | | | |
| 24 | 15 G. VAN STRAALLEN KTM RC 390 R | NED | 1'59.068 15 215,8 | | 1'59.068 13 209,5 | | 2'00.153 2 215,8 | | | | | | | | | | |
| 25 | 14 E. DE LA VEGA Kawasaki Ninja 400 | FRA | 1'59.279 26 209,1 | | 1'59.279 13 209,1 | | 1'59.386 13 209,1 | | | | | | | | | | |

14/09/2018

These data/results cannot be reproduced, stored and/or transmitted in whole or in part by any manner of electronic, mechanical, photocopying, recording, broadcasting or otherwise now known or herein after developed without the previous express consent by the copyright owner, except for reproduction in daily press and regular printed publications on sale to the public within 60 days of the event related to those data/results and always provided that copyright symbol appears together as follows below.

© DORNA WSBK ORGANIZATION Srl 2018





Portimao 4.592 m

NOLAN Portuguese Round, 14 - 16 September 2018

World Supersport 300 - Best Laps & Speeds

2 / 2

| No. | Rider Bike | Nat | Best Lap | | FP1 | | FP2 | | | | | | | |
|-----|-------------------------------------|-----|----------------------|-----|----------------------|-----|----------------------|-----|--|--|--|--|--|--|
| | | | LL | SPD | LL | SPD | LL | SPD | | | | | | |
| 26 | 13 D. IOZZO Honda CBR500R | RSA | 1'59.468 24 204,0 | | 2'01.191 10 198,8 | | 1'59.468 14 204,0 | | | | | | | |
| 27 | 52 G. ERILL Kawasaki Ninja 400 | ESP | 1'59.655 26 210,0 | | 2'00.261 13 204,8 | | 1'59.655 13 210,0 | | | | | | | |
| 28 | 19 L. BERNARDI Yamaha YZF-R3 | ITA | 1'59.691 28 206,7 | | 2'00.398 14 201,4 | | 1'59.691 14 206,7 | | | | | | | |
| 29 | 61 B. SOFUOGLU Yamaha YZF-R3 | TUR | 1'59.866 25 202,9 | | 2'00.337 13 196,3 | | 1'59.866 12 202,9 | | | | | | | |
| 30 | 27 F. ROVELLI Kawasaki Ninja 400 | ITA | 1'59.898 15 206,0 | | 2'00.149 8 200,6 | | 1'59.898 7 206,0 | | | | | | | |
| 31 | 54 F. FULIGNI Yamaha YZF-R3 | ITA | 1'59.945 24 204,8 | | 2'00.523 13 198,1 | | 1'59.945 11 204,8 | | | | | | | |
| 32 | 30 D. BLIN Yamaha YZF-R3 | POL | 1'59.956 27 204,8 | | 2'00.623 13 201,4 | | 1'59.956 14 204,8 | | | | | | | |
| 33 | 34 J. MAHAFFY Yamaha YZF-R3 | AUS | 2'00.200 24 213,3 | | 2'01.305 11 204,0 | | 2'00.200 13 213,3 | | | | | | | |
| 34 | 44 S. LOCHOFF Yamaha YZF-R3 | RSA | 2'00.711 27 208,3 | | 2'00.726 13 207,5 | | 2'00.711 14 208,3 | | | | | | | |
| 35 | 28 D. KOOPMAN Yamaha YZF-R3 | NED | 2'01.103 26 208,3 | | 2'01.370 12 193,1 | | 2'01.103 14 208,3 | | | | | | | |
| 36 | 78 J. FORAY Kawasaki Ninja 400 | FRA | 2'01.412 25 210,4 | | 2'01.553 12 206,0 | | 2'01.412 13 210,4 | | | | | | | |
| 37 | 7 N. SETTIMO Honda CBR500R | ITA | 2'01.584 27 210,0 | | 2'02.150 13 199,5 | | 2'01.584 14 210,0 | | | | | | | |
| 38 | 58 T. FINOCCHIARO Honda CBR500R | GBR | 2'01.873 23 208,7 | | 2'02.650 9 198,1 | | 2'01.873 14 208,7 | | | | | | | |
| 39 | 10 P. FRAGOSO KTM RC 390 R | POR | 2'02.585 20 210,0 | | 2'03.632 10 203,3 | | 2'02.585 10 210,0 | | | | | | | |
| 40 | 5 R. VOS KTM RC 390 R | NED | 2'03.048 23 206,7 | | 2'03.959 12 202,9 | | 2'03.048 11 206,7 | | | | | | | |

14/09/2018

These data/results cannot be reproduced, stored and/or transmitted in whole or in part by any manner of electronic, mechanical, photocopying, recording, broadcasting or otherwise now known or herein after developed without the previous express consent by the copyright owner, except for reproduction in daily press and regular printed publications on sale to the public within 60 days of the event related to those data/results and always provided that copyright symbol appears together as follows below.

© DORNA WSBK ORGANIZATION Srl 2018

