

Portimao 4.592 m

1 / 2

NOLAN Portuguese Round, 14 - 16 September 2018

World Supersport 300 - Results Superpole 1

No.	Rider	Nat	Team	Bike	Time	Gap	Rel.	Laps	Speed	
									Avg	Max
1*	6 R. SCHOTMAN	NED	Motoport Kawasaki	Kawasaki Ninja 400	1'57.192			7	141,061	208,8
2*	41 J. JÄHNIG	GER	Freudenberg KTM Junior Team	KTM RC 390 R	1'57.467	0.275	0.275	6	140,731	203,3
3	14 E. DE LA VEGA	FRA	GP Project Team	Kawasaki Ninja 400	1'57.663	0.471	0.196	7	140,496	210,4
4	47 F. HERNANDEZ MOYANO	ESP	Kawasaki PALMETO PL Racing	Kawasaki Ninja 400	1'57.715	0.523	0.052	7	140,434	207,2
5	55 G. HENDRA PRATAMA	INA	BIBLION YAMAHA MOTOXRACING	Yamaha YZF-R3	1'57.796	0.604	0.081	7	140,338	206,8
6	87 A. BÖRNER	GER	DEZA-Cordaba-Patrimonio de la Humanidad	Kawasaki Ninja 400	1'57.902	0.710	0.106	5	140,211	210,8
7	72 V. STEEMAN	NED	KTM Fortron Junior Team	KTM RC 390 R	1'57.939	0.747	0.037	7	140,167	208,0
8	93 W. KHAN	NED	Nutec - Benjan - Kawasaki	Kawasaki Ninja 400	1'57.939	0.747	0.000	6	140,167	209,6
9	15 G. VAN STRAALEN	NED	KTM Fortron Racing Team	KTM RC 390 R	1'58.031	0.839	0.092	7	140,058	204,5
10	54 F. FULIGNI	ITA	GRT Yamaha WorldSSP300 Team	Yamaha YZF-R3	1'58.161	0.969	0.130	7	139,904	209,2
11	22 N. KALININ	UKR	GP Project Team	Kawasaki Ninja 400	1'58.334	1.142	0.173	7	139,699	211,2
12	19 L. BERNARDI	ITA	Team Trasimeno	Yamaha YZF-R3	1'58.348	1.156	0.014	7	139,683	207,2
13	12 A. RUSMIPUTRO	INA	Pertamina Almeria BCD by MS Racing	Yamaha YZF-R3	1'58.362	1.170	0.014	7	139,666	206,4
14	27 F. ROVELLI	ITA	Kawasaki ParkinGO Team	Kawasaki Ninja 400	1'58.434	1.242	0.072	7	139,582	209,2
15	64 H. DE CANCELLIS	FRA	Team Toth - Yart	Yamaha YZF-R3	1'58.561	1.369	0.127	7	139,432	207,6
16	34 J. MAHAFFY	AUS	TERRA E MOTO	Yamaha YZF-R3	1'58.577	1.385	0.016	6	139,413	194,2
17	52 G. ERILL	ESP	DEZA-Cordaba-Patrimonio de la Humanidad	Kawasaki Ninja 400	1'58.608	1.416	0.031	7	139,377	209,2
18	99 P. GRASSIA	ITA	BIBLION YAMAHA MOTOXRACING	Yamaha YZF-R3	1'58.635	1.443	0.027	7	139,345	201,0
19	97 M. KAPPLER	GER	Freudenberg KTM WorldSSP Team	KTM RC 390 R	1'58.774	1.582	0.139	6	139,182	202,5
20	79 T. ALONSO	POR	Samurai Racing	Yamaha YZF-R3	1'59.623	2.431	0.849	7	138,194	204,5
21	30 D. BLIN	POL	Team Toth - Yart	Yamaha YZF-R3	1'59.813	2.621	0.190	7	137,975	204,5
22	78 J. FORAY	FRA	ETG Racing	Kawasaki Ninja 400	1'59.859	2.667	0.046	7	137,922	210,0
23	44 S. LOCHOFF	RSA	Samurai Racing	Yamaha YZF-R3	1'59.868	2.676	0.009	7	137,912	202,5
24	61 B. SOFUOGLU	TUR	Team Trasimeno	Yamaha YZF-R3	1'59.899	2.707	0.031	7	137,876	199,2
25	13 D. IOZZO	RSA	Racedays	Honda CBR500R	2'00.103	2.911	0.204	7	137,642	201,4
26	28 D. KOOPMAN	NED	GRT Yamaha WorldSSP300 Team	Yamaha YZF-R3	2'00.787	3.595	0.684	7	136,862	208,0
27	7 N. SETTIMO	ITA	Scuderia Maranga Racing	Honda CBR500R	2'00.817	3.625	0.030	7	136,828	203,3
28	58 T. FINOCCHIARO	GBR	Scuderia Maranga Racing	Honda CBR500R	2'00.960	3.768	0.143	7	136,667	201,4
29	10 P. FRAGOSO	POR	Miguel Oliveira Racing Team	KTM RC 390 R	2'01.825	4.633	0.865	7	135,696	205,6
30	5 R. VOS	NED	KTM Fortron Racing Team	KTM RC 390 R	2'02.087	4.895	0.262	5	135,405	201,4

* Qualified to Superpole 2

AIR	Humidity:	55%	Temp:	25°C
TRACK	Condition:	Dry	Temp:	30°C

Records	Pole (SP2)	2017 A.Coppola	2'00.128	137,610	Km/h
	Race (RC)	2017 M.Perez	1'58.675	139,300	Km/h
	Circuit (FP1)	2018 M.Gonzalez	1'57.246	141,000	Km/h

15/09/2018 Start End The results are provisional until the end of the time limit for protests and appeals
 11:30 11:47 and the completion of the technical checks.

These data/results cannot be reproduced, stored and/or transmitted in whole or in part by any manner of electronic, mechanical, photocopying, recording, broadcasting or otherwise now known or herein after developed without the previous express consent by the copyright owner, except for reproduction in daily press and regular printed publications on sale to the public within 60 days of the event related to those data/results and always provided that copyright symbol appears together as follows below.

© DORNA WSBK ORGANIZATION Srl 2018



Official Fuel Supplier

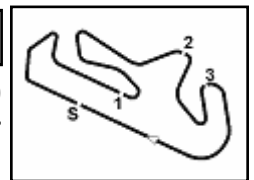


FIKR PERUGIA TIMING

Official Tyre Supplier



Official Timekeeper



NOLAN Portuguese Round, 14 - 16 September 2018

World Supersport 300 - Results Superpole 1

Session Highlights

Local Time	No. Rider	Description
11.30.00		Start
11.30.15		DROPS of RAIN in Sector 2
11.31.52	54 F. FULIGNI	On Asphalt - Re-Joined - Turn 8
11.31.52	55 G. HENDRA PRATAMA	On Asphalt - Re-Joined - Turn 8
11.35.27	12 A. RUSMIPUTRO	Current Lap Cancelled - Exceeded Track Limits - Turn 4
11.37.30	10 P. FRAGOSO	Current Lap Cancelled - Exceeded Track Limits - Turn 4
11.39.23	30 D. BLIN	On Asphalt - Re-Joined - Turn 3
11.41.14	87 A. BÖRNER	Crashed - Turn 5
11.41.26	87 A. BÖRNER	Re-joined
11.42.22	55 G. HENDRA PRATAMA	On Asphalt - Re-Joined - Turn 10
11.43.13	5 R. VOS	Technical Problem - Turn 4
11.45.36	6 R. SCHOTMAN	On Asphalt - Re-Joined - Turn 5
11.47.25		End Of Session

Fastest Laps Sequence

No. Rider	Nat	Team	Bike	Local Time	Time	Gap	Avg
34 J. MAHAFFY	AUS	TERRA E MOTO	Yamaha YZF-R3	11:34'05.976	2'01.439		136,128
64 H. DE CANCELLIS	FRA	Team Toth - Yart	Yamaha YZF-R3	11:34'12.788	2'01.220	-0.219	136,374
14 E. DE LA VEGA	FRA	GP Project Team	Kawasaki Ninja 400	11:34'18.207	1'58.966	-2.254	138,957
87 A. BÖRNER	GER	DEZA-Cordaba-Patrimonio de la Humanidad	Kawasaki Ninja 400	11:34'19.612	1'58.566	-0.400	139,426
72 V. STEEMAN	NED	KTM Fortron Junior Team	KTM RC 390 R	11:34'32.139	1'58.512	-0.054	139,490
41 J. JÄHNIG	GER	Freudenberg KTM Junior Team	KTM RC 390 R	11:35'03.397	1'57.467	-1.045	140,731
6 R. SCHOTMAN	NED	Motoport Kawasaki	Kawasaki Ninja 400	11:36'28.260	1'57.192	-0.275	141,061

Start 11:30 End 11:47 The results are provisional until the end of the time limit for protests and appeals and the completion of the technical checks.

These data/results cannot be reproduced, stored and/or transmitted in whole or in part by any manner of electronic, mechanical, photocopying, recording, broadcasting or otherwise now known or herein after developed without the previous express consent by the copyright owner, except for reproduction in daily press and regular printed publications on sale to the public within 60 days of the event related to those data/results and always provided that copyright symbol appears together as follows below.

© DORNA WSBK ORGANIZATION Srl 2018



Official Fuel Supplier

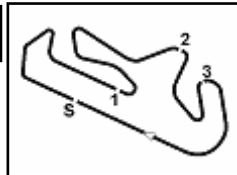


PIRELLI

Official Tyre Supplier



Official Timekeeper



NOLAN Portuguese Round, 14 - 16 September 2018

World Supersport 300 - Best Sectors & Speed Superpole 1

Portimao 4.592 m

BEST LAP		
1	6 R. SCHOTMAN	Kawasaki Ninja 400 1'57.192
2	41 J. JÄHNIG	KTM RC 390 R 1'57.467
3	14 E. DE LA VEGA	Kawasaki Ninja 400 1'57.663
4	47 F. HERNANDEZ MOYANO	Kawasaki Ninja 400 1'57.715
5	55 G. HENDRA PRATAMA	Yamaha YZF-R3 1'57.796
6	87 A. BÖRNER	Kawasaki Ninja 400 1'57.902
7	72 V. STEEMAN	KTM RC 390 R 1'57.939
8	93 W. KHAN	Kawasaki Ninja 400 1'57.939
9	15 G. VAN STRAALEN	KTM RC 390 R 1'58.031
10	54 F. FULIGNI	Yamaha YZF-R3 1'58.161
11	22 N. KALININ	Kawasaki Ninja 400 1'58.334
12	19 L. BERNARDI	Yamaha YZF-R3 1'58.348
13	12 A. RUSMIPUTRO	Yamaha YZF-R3 1'58.362
14	27 F. ROVELLI	Kawasaki Ninja 400 1'58.434
15	64 H. DE CANCELLIS	Yamaha YZF-R3 1'58.561
16	34 J. MAHAFFY	Yamaha YZF-R3 1'58.577
17	52 G. ERILL	Kawasaki Ninja 400 1'58.608
18	99 P. GRASSIA	Yamaha YZF-R3 1'58.635
19	97 M. KAPPLER	KTM RC 390 R 1'58.774
20	79 T. ALONSO	Yamaha YZF-R3 1'59.623
21	30 D. BLIN	Yamaha YZF-R3 1'59.813
22	78 J. FORAY	Kawasaki Ninja 400 1'59.859
23	44 S. LOCHOFF	Yamaha YZF-R3 1'59.868
24	61 B. SOFUOGLU	Yamaha YZF-R3 1'59.899
25	13 D. IOZZO	Honda CBR500R 2'00.103
26	28 D. KOOPMAN	Yamaha YZF-R3 2'00.787
27	7 N. SETTIMO	Honda CBR500R 2'00.817
28	58 T. FINOCCHIARO	Honda CBR500R 2'00.960
29	10 P. FRAGOSO	KTM RC 390 R 2'01.825
30	5 R. VOS	KTM RC 390 R 2'02.087

SPEED		
1	22 N. KALININ	Kawasaki Ninja 400 211,2
2	87 A. BÖRNER	Kawasaki Ninja 400 210,8
3	14 E. DE LA VEGA	Kawasaki Ninja 400 210,4
4	78 J. FORAY	Kawasaki Ninja 400 210,0
5	93 W. KHAN	Kawasaki Ninja 400 209,6
6	52 G. ERILL	Kawasaki Ninja 400 209,2
7	27 F. ROVELLI	Kawasaki Ninja 400 209,2
8	54 F. FULIGNI	Yamaha YZF-R3 209,2
9	6 R. SCHOTMAN	Kawasaki Ninja 400 208,8
10	72 V. STEEMAN	KTM RC 390 R 208,0
11	28 D. KOOPMAN	Yamaha YZF-R3 208,0
12	64 H. DE CANCELLIS	Yamaha YZF-R3 207,6
13	47 F. HERNANDEZ MOYANO	Kawasaki Ninja 400 207,2
14	19 L. BERNARDI	Yamaha YZF-R3 207,2
15	55 G. HENDRA PRATAMA	Yamaha YZF-R3 206,8
16	12 A. RUSMIPUTRO	Yamaha YZF-R3 206,4
17	10 P. FRAGOSO	KTM RC 390 R 205,6
18	79 T. ALONSO	Yamaha YZF-R3 204,5
19	30 D. BLIN	Yamaha YZF-R3 204,5
20	15 G. VAN STRAALEN	KTM RC 390 R 204,5
21	41 J. JÄHNIG	KTM RC 390 R 203,3
22	7 N. SETTIMO	Honda CBR500R 203,3
23	97 M. KAPPLER	KTM RC 390 R 202,5
24	44 S. LOCHOFF	Yamaha YZF-R3 202,5
25	5 R. VOS	KTM RC 390 R 201,4
26	58 T. FINOCCHIARO	Honda CBR500R 201,4
27	13 D. IOZZO	Honda CBR500R 201,4
28	99 P. GRASSIA	Yamaha YZF-R3 201,0
29	61 B. SOFUOGLU	Yamaha YZF-R3 199,2
30	34 J. MAHAFFY	Yamaha YZF-R3 194,2

SEG. 1			SEG. 2			SEG. 3			SEG. 4		
1	6 R. SCHOTMAN	38.110	1	41 J. JÄHNIG	34.534	1	6 R. SCHOTMAN	22.099	1	15 G. VAN STRAALEN	21.645
2	72 V. STEEMAN	38.250	2	6 R. SCHOTMAN	34.555	2	87 A. BÖRNER	22.126	2	41 J. JÄHNIG	21.891
3	27 F. ROVELLI	38.369	3	93 W. KHAN	34.590	3	99 P. GRASSIA	22.130	3	14 E. DE LA VEGA	21.899
4	87 A. BÖRNER	38.379	4	55 G. HENDRA PRATAMA	34.660	4	47 F. HERNANDEZ MOYAN	22.179	4	55 G. HENDRA PRATAMA	21.921
5	47 F. HERNANDEZ MOYAN	38.388	5	34 J. MAHAFFY	34.742	5	72 V. STEEMAN	22.190	5	72 V. STEEMAN	21.939
6	55 G. HENDRA PRATAMA	38.437	6	14 E. DE LA VEGA	34.751	6	14 E. DE LA VEGA	22.196	6	22 N. KALININ	21.972
7	52 G. ERILL	38.437	7	12 A. RUSMIPUTRO	34.851	7	22 N. KALININ	22.219	7	52 G. ERILL	22.001
8	41 J. JÄHNIG	38.449	8	47 F. HERNANDEZ MOYAN	34.866	8	27 F. ROVELLI	22.225	8	87 A. BÖRNER	22.009
9	14 E. DE LA VEGA	38.463	9	22 N. KALININ	34.873	9	93 W. KHAN	22.239	9	61 B. SOFUOGLU	22.026
10	54 F. FULIGNI	38.568	10	52 G. ERILL	34.903	10	12 A. RUSMIPUTRO	22.253	10	79 T. ALONSO	22.042
11	15 G. VAN STRAALEN	38.575	11	97 M. KAPPLER	34.907	11	41 J. JÄHNIG	22.275	11	54 F. FULIGNI	22.042
12	12 A. RUSMIPUTRO	38.599	12	19 L. BERNARDI	34.945	12	64 H. DE CANCELLIS	22.293	12	64 H. DE CANCELLIS	22.093
13	19 L. BERNARDI	38.615	13	72 V. STEEMAN	34.947	13	15 G. VAN STRAALEN	22.300	13	19 L. BERNARDI	22.099
14	93 W. KHAN	38.630	14	99 P. GRASSIA	34.980	14	19 L. BERNARDI	22.306	14	93 W. KHAN	22.101
15	97 M. KAPPLER	38.822	15	27 F. ROVELLI	34.982	15	55 G. HENDRA PRATAMA	22.344	15	27 F. ROVELLI	22.104
16	61 B. SOFUOGLU	38.865	16	15 G. VAN STRAALEN	34.997	16	54 F. FULIGNI	22.352	16	6 R. SCHOTMAN	22.106
17	64 H. DE CANCELLIS	38.894	17	87 A. BÖRNER	35.079	17	30 D. BLIN	22.365	17	47 F. HERNANDEZ MOYAN	22.145
18	34 J. MAHAFFY	38.902	18	54 F. FULIGNI	35.114	18	34 J. MAHAFFY	22.395	18	44 S. LOCHOFF	22.166
19	22 N. KALININ	38.918	19	30 D. BLIN	35.146	19	97 M. KAPPLER	22.419	19	28 D. KOOPMAN	22.170
20	99 P. GRASSIA	38.949	20	79 T. ALONSO	35.268	20	7 N. SETTIMO	22.423	20	34 J. MAHAFFY	22.170
21	13 D. IOZZO	39.158	21	64 H. DE CANCELLIS	35.269	21	61 B. SOFUOGLU	22.464	21	12 A. RUSMIPUTRO	22.172
22	44 S. LOCHOFF	39.189	22	44 S. LOCHOFF	35.274	22	13 D. IOZZO	22.465	22	97 M. KAPPLER	22.225
23	78 J. FORAY	39.231	23	13 D. IOZZO	35.379	23	52 G. ERILL	22.488	23	13 D. IOZZO	22.256
24	79 T. ALONSO	39.278	24	61 B. SOFUOGLU	35.554	24	78 J. FORAY	22.554	24	99 P. GRASSIA	22.263
25	30 D. BLIN	39.316	25	78 J. FORAY	35.576	25	58 T. FINOCCHIARO	22.567	25	30 D. BLIN	22.289
26	10 P. FRAGOSO	39.397	26	28 D. KOOPMAN	35.807	26	79 T. ALONSO	22.616	26	10 P. FRAGOSO	22.338
27	28 D. KOOPMAN	39.464	27	10 P. FRAGOSO	35.888	27	28 D. KOOPMAN	22.756	27	78 J. FORAY	22.373
28	5 R. VOS	39.805	28	58 T. FINOCCHIARO	35.907	28	44 S. LOCHOFF	22.776	28	58 T. FINOCCHIARO	22.469
29	58 T. FINOCCHIARO	39.818	29	7 N. SETTIMO	35.931	29	5 R. VOS	22.989	29	7 N. SETTIMO	22.491
30	7 N. SETTIMO	39.883	30	5 R. VOS	36.215	30	10 P. FRAGOSO	23.034	30	5 R. VOS	22.859

15/09/2018

These data/results cannot be reproduced, stored and/or transmitted in whole or in part by any manner of electronic, mechanical, photocopying, recording, broadcasting or otherwise now known or herein after developed without the previous express consent by the copyright owner, except for reproduction in daily press and regular printed publications on sale to the public within 60 days of the event related to those data/results and always provided that copyright symbol appears together as follows below.

© DORNA WSBK ORGANIZATION Srl 2018



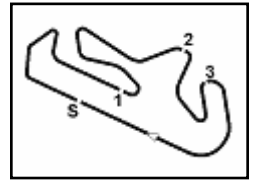
Official Fuel Supplier



Official Tyre Supplier



Official Timekeeper



Portimao 4.592 m

NOLAN Portuguese Round, 14 - 16 September 2018

World Supersport 300 - Ideal Times Superpole 1

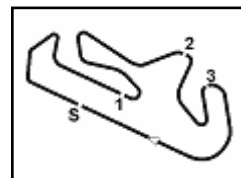
No.	Rider	Nat	Bike	Seg. 1	Seg. 2	Seg. 3	Seg. 4	Ideal Time		
				Diff. 1	Diff. 2	Diff. 3	Diff. 4	Best Lap	Pos.	Diff.
1	6 R. SCHOTMAN	NED	Kawasaki Ninja 400	38.110 0.266	34.555	22.099	22.106 0.056	1'56.870 1'57.192	1	0.322
2	41 J. JÄHNIG	GER	KTM RC 390 R	38.449	34.534	22.275 0.003	21.891 0.315	1'57.149 1'57.467	2	0.318
3	14 E. DE LA VEGA	FRA	Kawasaki Ninja 400	38.463 0.194	34.751 0.111	22.196 0.049	21.899	1'57.309 1'57.663	3	0.354
4	72 V. STEEMAN	NED	KTM RC 390 R	38.250 0.392	34.947	22.190 0.221	21.939	1'57.326 1'57.939	7	0.613
5	55 G. HENDRA PRATAMA	INA	Yamaha YZF-R3	38.437 0.363	34.660	22.344 0.026	21.921 0.045	1'57.362 1'57.796	5	0.434
6	15 G. VAN STRAALEN	NED	KTM RC 390 R	38.575 0.019	34.997	22.300	21.645 0.495	1'57.517 1'58.031	9	0.514
7	93 W. KHAN	NED	Kawasaki Ninja 400	38.630	34.590	22.239 0.175	22.101 0.204	1'57.560 1'57.939	8	0.379
8	47 F. HERNANDEZ MOYANO	ESP	Kawasaki Ninja 400	38.388	34.866	22.179	22.145 0.137	1'57.578 1'57.715	4	0.137
9	87 A. BÖRNER	GER	Kawasaki Ninja 400	38.379	35.079 0.212	22.126 0.097	22.009	1'57.593 1'57.902	6	0.309
10	27 F. ROVELLI	ITA	Kawasaki Ninja 400	38.369	34.982 0.490	22.225 0.012	22.104 0.252	1'57.680 1'58.434	14	0.754
11	52 G. ERILL	ESP	Kawasaki Ninja 400	38.437 0.484	34.903 0.233	22.488 0.062	22.001	1'57.829 1'58.608	17	0.779
12	12 A. RUSMIPUTRO	INA	Yamaha YZF-R3	38.599 0.297	34.851	22.253 0.190	22.172	1'57.875 1'58.362	13	0.487
13	19 L. BERNARDI	ITA	Yamaha YZF-R3	38.615 0.383	34.945	22.306	22.099	1'57.965 1'58.348	12	0.383
14	22 N. KALININ	UKR	Kawasaki Ninja 400	38.918 0.018	34.873 0.334	22.219	21.972	1'57.982 1'58.334	11	0.352
15	54 F. FULIGNI	ITA	Yamaha YZF-R3	38.568	35.114 0.044	22.352	22.042 0.041	1'58.076 1'58.161	10	0.085
16	34 J. MAHAFFY	AUS	Yamaha YZF-R3	38.902	34.742	22.395	22.170 0.368	1'58.209 1'58.577	16	0.368
17	99 P. GRASSIA	ITA	Yamaha YZF-R3	38.949	34.980	22.130 0.060	22.263 0.253	1'58.322 1'58.635	18	0.313
18	97 M. KAPPLER	GER	KTM RC 390 R	38.822 0.106	34.907	22.419 0.112	22.225 0.183	1'58.373 1'58.774	19	0.401
19	64 H. DE CANCELLIS	FRA	Yamaha YZF-R3	38.894	35.269 0.012	22.293	22.093	1'58.549 1'58.561	15	0.012
20	61 B. SOFUOGLU	TUR	Yamaha YZF-R3	38.865	35.554 0.498	22.464	22.026 0.492	1'58.909 1'59.899	24	0.990
21	30 D. BLIN	POL	Yamaha YZF-R3	39.316 0.137	35.146 0.226	22.365	22.289 0.334	1'59.116 1'59.813	21	0.697
22	79 T. ALONSO	POR	Yamaha YZF-R3	39.278	35.268	22.616 0.283	22.042 0.136	1'59.204 1'59.623	20	0.419
23	13 D. IOZZO	RSA	Honda CBR500R	39.158 0.741	35.379	22.465 0.094	22.256 0.010	1'59.258 2'00.103	25	0.845
24	44 S. LOCHOFF	RSA	Yamaha YZF-R3	39.189	35.274	22.776 0.251	22.166 0.212	1'59.405 1'59.868	23	0.463
25	78 J. FORAY	FRA	Kawasaki Ninja 400	39.231 0.048	35.576	22.554 0.077	22.373	1'59.734 1'59.859	22	0.125
26	28 D. KOOPMAN	NED	Yamaha YZF-R3	39.464	35.807 0.033	22.756 0.085	22.170 0.472	2'00.197 2'00.787	26	0.590
27	10 P. FRAGOSO	POR	KTM RC 390 R	39.397 0.730	35.888 0.179	23.034 0.259	22.338	2'00.657 2'01.825	29	1.168
28	7 N. SETTIMO	ITA	Honda CBR500R	39.883 0.023	35.931	22.423	22.491 0.066	2'00.728 2'00.817	27	0.089
29	58 T. FINOCCHIARO	GBR	Honda CBR500R	39.818	35.907	22.567 0.155	22.469 0.044	2'00.761 2'00.960	28	0.199
30	5 R. VOS	NED	KTM RC 390 R	39.805	36.215	22.989	22.859 0.219	2'01.868 2'02.087	30	0.219
Overall Ideal Time				38.110	34.534	22.099	21.645	1'56.388		

15/09/2018

These data/results cannot be reproduced, stored and/or transmitted in whole or in part by any manner of electronic, mechanical, photocopying, recording, broadcasting or otherwise now known or herein after developed without the previous express consent by the copyright owner, except for reproduction in daily press and regular printed publications on sale to the public within 60 days of the event related to those data/results and always provided that copyright symbol appears together as follows below.

© DORNA WSBK ORGANIZATION Srl 2018





NOLAN Portuguese Round, 14 - 16 September 2018

World Supersport 300 - Chronological Analysis Superpole 1

1° 6 R. SCHOTMAN (1'57.192)								7° 72 V. STEEMAN (1'57.939)							
Lap	Seg.1	Seg.2	Seg.3	Seg.4	Lap Time	km/h	Local Time	Lap	Seg.1	Seg.2	Seg.3	Seg.4	Lap Time	km/h	Local Time
1		39.338	26.117	22.544			11:32'32.499	1		38.752	28.572	22.773			11:32'33.627
2	38.483	34.823	22.518	22.745	1'58.569	200,3	11:34'31.068	2	38.656	35.194	22.526	22.136	1'58.512	202,2	11:34'32.139
3	38.376	34.555	22.099	22.162	1'57.192	199,9	11:36'28.260	3	38.642	34.947	22.411	21.939	1'57.939	208,0	11:36'30.078
4	38.461	36.108	25.826	22.349	2'02.744	199,9	11:38'31.004	4	38.250	35.150	22.432	22.224	1'58.056	206,8	11:38'28.134
5	38.439	34.823	23.848	22.316	1'59.426	206,8	11:40'30.430	5	39.270	35.903	26.220	22.060	2'03.453	195,9	11:40'31.587
6	43.167	36.366	23.180	22.109	2'04.822	197,0	11:42'35.252	6	39.518	35.880	24.939	22.391	2'02.728	203,3	11:42'34.315
7	38.110	34.764	22.489	22.106	1'57.469	208,8	11:44'32.721	7	38.866	35.993	22.575	22.258	1'59.692	200,3	11:44'34.007
8	38.451	42.095	22.794	31.946	2'15.286P	207,2	11:46'48.007	8	38.680	35.264	22.190	22.236	1'58.370	200,7	11:46'32.377

2° 41 J. JÄHNIG (1'57.467)								8° 93 W. KHAN (1'57.939)							
Lap	Seg.1	Seg.2	Seg.3	Seg.4	Lap Time	km/h	Local Time	Lap	Seg.1	Seg.2	Seg.3	Seg.4	Lap Time	km/h	Local Time
1		35.368	23.731	22.011			11:33'05.930	1		35.527	23.189	22.274			11:33'05.854
2	38.449	34.534	22.278	22.206	1'57.467	203,3	11:35'03.397	2	38.964	34.912	22.239	22.101	1'58.216	200,3	11:35'04.070
3	39.944	35.227	22.905	22.244	2'00.320	197,4	11:37'03.717	3	38.917	35.061	23.801	22.124	1'59.903	209,6	11:37'03.973
4	38.630	34.693	22.341	22.175	1'57.839	198,1	11:39'01.556	4	39.186	34.988	22.523	22.268	1'58.965	199,9	11:39'02.938
5	38.971	34.735	22.275	22.179	1'58.160	194,9	11:40'59.716	5	38.918	34.948	22.419	22.137	1'58.422	208,4	11:41'01.360
6	39.055	34.758	22.283	22.198	1'58.294	194,5	11:42'58.010	6	38.630	34.590	22.414	22.305	1'57.939	203,7	11:42'59.299
7	41.605	36.478	22.596	21.891	2'02.570	192,5	11:45'00.580	7	40.028	35.727	22.558	22.423	2'00.736	197,7	11:45'00.035

3° 14 E. DE LA VEGA (1'57.663)								9° 15 G. VAN STRAALLEN (1'58.031)							
Lap	Seg.1	Seg.2	Seg.3	Seg.4	Lap Time	km/h	Local Time	Lap	Seg.1	Seg.2	Seg.3	Seg.4	Lap Time	km/h	Local Time
1		36.594	23.478	22.654			11:32'19.241	1		38.865	28.060	22.467			11:32'33.083
2	39.308	35.240	22.383	22.035	1'58.966	197,0	11:34'18.207	2	38.717	35.510	22.409	22.099	1'58.735	199,9	11:34'31.818
3	38.657	34.862	22.245	21.899	1'57.663	202,9	11:36'15.870	3	38.594	34.997	22.300	22.140	1'58.031	204,1	11:36'29.849
4	38.463	34.751	22.311	22.271	1'57.796	210,4	11:38'13.666	4	38.814	35.080	22.489	22.068	1'58.451	198,5	11:38'28.300
5	39.013	35.041	22.335	22.270	1'58.659	197,0	11:40'12.325	5	38.624	36.206	26.565	21.936	2'03.331	197,7	11:40'31.631
6	38.997	34.941	22.196	22.242	1'58.376	197,0	11:42'10.701	6	39.676	35.896	25.274	22.093	2'02.939	202,5	11:42'34.570
7	47.382	36.827	25.369	22.595	2'12.173	198,1	11:44'22.874	7	38.804	35.727	23.966	21.645	2'00.142	204,5	11:44'34.712
8	38.529	34.857	22.229	22.231	1'57.846	203,3	11:46'20.720	8	38.575	35.584	22.538	22.217	1'58.914	204,1	11:46'33.626

4° 47 F. HERNANDEZ MOYANO (1'57.715)								10° 54 F. FULIGNI (1'58.161)								
Lap	Seg.1	Seg.2	Seg.3	Seg.4	Lap Time	km/h	Local Time	Lap	Seg.1	Seg.2	Seg.3	Seg.4	Lap Time	km/h	Local Time	
1		37.952	26.443	25.206			11:32'31.400	1					24.504			11:32'25.149
2	39.152	35.557	22.562	22.657	1'59.928	199,6	11:34'31.328	2	39.603	37.286	23.820	25.410	2'06.119	196,3	11:34'31.268	
3	38.388	34.866	22.179	22.282	1'57.715	206,4	11:36'29.043	3	39.241	35.114	22.701	22.137	1'59.193	198,8	11:36'30.461	
4	38.467	35.019	23.066	25.060	2'01.612	204,8	11:38'30.655	4	38.568	35.158	22.352	22.083	1'58.161	209,2	11:38'28.622	
5	38.757	35.210	23.754	22.316	2'00.037	205,2	11:40'30.692	5	39.126	36.249	25.280	22.686	2'03.341	201,8	11:40'31.963	
6	38.439	36.638	26.388	22.745	2'04.210	204,8	11:42'34.902	6	39.458	36.080	25.448	22.953	2'03.939	206,0	11:42'35.902	
7	38.691	35.021	22.292	22.145	1'58.149	206,8	11:44'33.051	7	39.533	35.476	22.428	22.042	1'59.479	203,3	11:44'35.381	
8	38.574	35.204	22.350	22.731	1'58.859	207,2	11:46'31.910	8	38.654	35.308	22.629	22.113	1'58.704	203,7	11:46'34.085	

5° 55 G. HENDRA PRATAMA (1'57.796)								11° 22 N. KALININ (1'58.334)							
Lap	Seg.1	Seg.2	Seg.3	Seg.4	Lap Time	km/h	Local Time	Lap	Seg.1	Seg.2	Seg.3	Seg.4	Lap Time	km/h	Local Time
1				29.849			11:32'33.590	1		36.540	25.987	22.617			11:32'22.104
2	39.046	34.958	22.704	22.336	1'59.044	201,8	11:34'32.634	2	39.567	35.535	22.776	22.580	2'00.458	204,5	11:34'22.562
3	38.437	34.731	22.709	21.921	1'57.798	204,5	11:36'30.432	3	39.462	35.848	22.684	22.836	2'00.830	204,5	11:36'23.392
4	38.437	35.152	22.344	22.186	1'58.119	206,0	11:38'28.551	4	41.356	39.071	23.134	24.398	2'07.959	199,6	11:38'31.351
5	42.188	35.156	24.349	22.515	2'04.208	202,9	11:40'32.759	5	38.918	34.995	24.031	22.368	2'00.312	211,2	11:40'31.663
6	38.940	36.831	26.085	22.339	2'04.195	203,3	11:42'36.954	6	39.171	37.313	25.367	22.279	2'04.130	206,8	11:42'35.793
7	38.800	34.660	22.370	21.966	1'57.796	202,2	11:44'34.750	7	39.319	34.873	22.483	22.194	1'58.869	207,2	11:44'34.662
8	39.791	37.655	23.245	33.043	2'13.734P	206,8	11:46'48.484	8	38.936	35.207	22.219	21.972	1'58.334	205,6	11:46'32.996

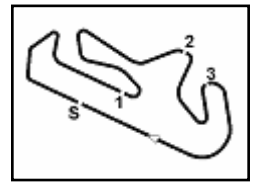
6° 87 A. BÖRNER (1'57.902)								12° 19 L. BERNARDI (1'58.348)							
Lap	Seg.1	Seg.2	Seg.3	Seg.4	Lap Time	km/h	Local Time	Lap	Seg.1	Seg.2	Seg.3	Seg.4	Lap Time	km/h	Local Time
1		36.377	23.518	22.624			11:32'21.046	1		37.976	24.061	22.801			11:32'15.300
2	38.747	35.140	22.398	22.281	1'58.566	203,3	11:34'19.612	2	43.471	35.558	22.991	22.673	2'04.693	192,1	11:34'19.993
3	39.150	35.079	22.126	22.181	1'58.536	200,3	11:36'18.148	3	39.162	35.005	22.504	22.206	1'58.877	207,2	11:36'18.870
4	38.379	35.291	22.223	22.009	1'57.902	210,8	11:38'16.050	4	38.615	35.832	22.326	22.260	1'59.033	205,6	11:38'17.903
5	39.077	35.163	22.742	22.500	1'59.482	209,6	11:40'15.532	5	38.998	34.945	22.306	22.099	1'58.348	201,8	11:40'16.251
6	39.036	1'05.961	25.662	36.763	2'47.422P	196,3	11:43'02.954	6	41.098	36.463	22.398	22.684	2'02.643	203,3	11:42'18.894
								7	39.371	35.254	27.400	23.304	2'05.329	194,2	11:44'24.223

15/09/2018 P = Pits In/Out - C = Lap Time Cancelled

These data/results cannot be reproduced, stored and/or transmitted in whole or in part by any manner of electronic, mechanical, photocopying, recording, broadcasting or otherwise now known or herein after developed without the previous express consent by the copyright owner, except for reproduction in daily press and regular printed publications on sale to the public within 60 days of the event related to those data/results and always provided that copyright symbol appears together as follows below.

© DORNA WSBK ORGANIZATION Srl 2018





Portimao 4.592 m

NOLAN Portuguese Round, 14 - 16 September 2018

World Supersport 300 - Chronological Analysis Superpole 1

2 / 3

8	39.129	35.107	22.499	22.733	1'59.468	201,0	11:46'23.691	7	42.975	34.988	22.425	22.325	2'02.713	191,8	11:44'36.315
8								8	38.949	34.980	22.190	22.516	1'58.635	198,8	11:46'34.950

13° 12 A. RUSMIPUTRO (1'58.362)							
Lap	Seg.1	Seg.2	Seg.3	Seg.4	Lap Time	km/h	Local Time
1		46.042	25.427	24.733			11:32'25.054
2	39.523	36.958	22.253	22.423	2'01.157	194,5	11:34'26.211
3	38.818	34.835	22.530	22.421	1'58.604C	200,7	11:36'24.815
4	39.135	37.222	23.341	24.518	2'04.216	196,3	11:38'29.031
5	38.599	35.089	22.388	22.682	1'58.758	206,4	11:40'27.789
6	40.566	37.144	26.138	24.750	2'08.598	193,8	11:42'36.387
7	38.896	34.851	22.443	22.172	1'58.362	200,7	11:44'34.749
8	38.977	35.122	22.452	22.268	1'58.819	205,2	11:46'33.568

19° 97 M. KAPPLER (1'58.774)							
Lap	Seg.1	Seg.2	Seg.3	Seg.4	Lap Time	km/h	Local Time
1		36.090	22.868	22.647			11:33'04.073
2	39.649	35.261	22.419	22.262	1'59.591	194,5	11:35'03.664
3	39.503	35.207	22.702	22.634	2'00.046	202,5	11:37'03.710
4	38.928	34.907	22.531	22.408	1'58.774	197,0	11:39'02.484
5	39.607	35.031	22.542	22.225	1'59.405	196,3	11:41'01.889
6	38.822	35.133	22.644	22.429	1'59.028	199,9	11:43'00.917
7	39.271	35.299	22.702	22.441	1'59.713	196,7	11:45'00.630

14° 27 F. ROVELLI (1'58.434)							
Lap	Seg.1	Seg.2	Seg.3	Seg.4	Lap Time	km/h	Local Time
1		39.380	26.066	23.926			11:32'20.353
2	39.433	35.352	22.490	22.156	1'59.431	195,9	11:34'19.784
3	39.495	34.982	22.653	22.219	1'59.349	203,3	11:36'19.133
4	38.369	35.472	22.237	22.356	1'58.434	209,2	11:38'17.567
5	39.011	35.127	22.240	22.104	1'58.482	202,5	11:40'16.049
6	39.202	35.439	22.458	30.169	2'07.268	203,7	11:42'23.317
7	39.234	39.019	22.514	22.473	2'03.240	197,4	11:44'26.557
8	39.001	35.156	22.225	22.282	1'58.664	197,7	11:46'25.221

20° 79 T. ALONSO (1'59.623)							
Lap	Seg.1	Seg.2	Seg.3	Seg.4	Lap Time	km/h	Local Time
1		37.716	23.534	22.714			11:32'10.452
2	40.096	36.171	24.968	23.648	2'04.883	198,1	11:34'15.335
3	39.668	35.814	22.774	22.042	2'00.298	200,7	11:36'15.633
4	39.278	35.268	22.899	22.178	1'59.623	202,5	11:38'15.256
5	39.844	35.622	22.616	22.265	2'00.347	204,5	11:40'15.603
6	39.411	35.751	22.915	22.647	2'00.724	194,9	11:42'16.327
7	45.207	36.827	23.184	22.359	2'07.577	195,2	11:44'23.904
8	39.289	35.295	23.113	22.225	1'59.922	200,7	11:46'23.826

15° 64 H. DE CANCELLIS (1'58.561)							
Lap	Seg.1	Seg.2	Seg.3	Seg.4	Lap Time	km/h	Local Time
1		37.804	23.413	22.475			11:32'11.568
2	39.487	35.904	23.183	22.646	2'01.220	200,3	11:34'12.788
3	43.587	36.073	22.728	22.124	2'04.512	195,9	11:36'17.300
4	38.993	38.961	29.012	24.833	2'11.799	203,7	11:38'29.099
5	39.063	35.278	22.850	22.287	1'59.478	207,6	11:40'28.577
6	39.089	35.269	22.443	22.404	1'59.205	196,7	11:42'27.782
7	41.330	40.449	22.473	22.197	2'06.449	197,4	11:44'34.231
8	38.894	35.281	22.293	22.093	1'58.561	206,4	11:46'32.792

21° 30 D. BLIN (1'59.813)							
Lap	Seg.1	Seg.2	Seg.3	Seg.4	Lap Time	km/h	Local Time
1		37.783	23.400	22.733			11:32'10.632
2	40.061	36.185	23.043	22.813	2'02.102	200,3	11:34'12.734
3	40.202	37.757	23.112	22.289	2'03.360	191,4	11:36'16.094
4	39.316	35.773	22.543	22.424	2'00.056	202,5	11:38'16.150
5	41.399	35.146	22.644	22.423	2'01.612	204,5	11:40'17.762
6	39.453	35.372	22.365	22.623	1'59.813	193,8	11:42'17.575
7	39.681	35.384	22.533	22.686	2'00.284	192,8	11:44'17.859
8	39.696	35.322	22.555	22.720	2'00.293	189,8	11:46'18.152

16° 34 J. MAHAFFY (1'58.577)							
Lap	Seg.1	Seg.2	Seg.3	Seg.4	Lap Time	km/h	Local Time
1		36.351	23.142	23.025			11:32'04.537
2	39.702	35.882	22.920	22.935	2'01.439	188,5	11:34'05.976
3	39.393	35.175	22.631	22.733	1'59.932	190,4	11:36'05.908
4	39.486	36.458	23.648	30.445	2'10.037P	190,1	11:38'15.945
5	1'20.558	38.373	23.299	22.508	2'44.738P		11:41'00.683
6	38.902	34.742	22.395	22.538	1'58.577	194,2	11:42'59.260
7	39.574	37.242	22.965	22.170	2'01.951	192,8	11:45'01.211

22° 78 J. FORAY (1'59.859)							
Lap	Seg.1	Seg.2	Seg.3	Seg.4	Lap Time	km/h	Local Time
1		38.032	23.009	22.765			11:32'13.784
2	40.353	36.318	22.964	22.701	2'02.336	197,7	11:34'16.120
3	39.551	35.767	22.574	22.504	2'00.396	210,0	11:36'16.516
4	40.119	36.336	22.989	22.539	2'01.983	205,6	11:38'18.499
5	39.279	35.576	22.631	22.373	1'59.859	209,6	11:40'18.358
6	39.231	36.187	23.916	23.983	2'03.317	206,8	11:42'21.675
7	39.461	35.762	22.894	22.867	2'00.984	200,7	11:44'22.659
8	39.745	35.791	22.554	22.927	2'01.017	195,9	11:46'23.676

17° 52 G. ERILL (1'58.608)							
Lap	Seg.1	Seg.2	Seg.3	Seg.4	Lap Time	km/h	Local Time
1		36.680	24.830	22.605			11:32'21.224
2	38.921	35.136	22.550	22.001	1'58.608	202,9	11:34'19.832
3	39.144	35.082	22.488	22.251	1'58.965	201,8	11:36'18.797
4	38.838	35.843	22.658	22.254	1'59.593	209,2	11:38'18.390
5	39.096	34.903	22.653	22.203	1'58.855	208,0	11:40'17.245
6	38.437	35.556	22.657	22.439	1'59.089	205,6	11:42'16.334
7	41.376	36.283	22.935	22.694	2'03.288	198,5	11:44'19.622
8	39.190	35.053	22.513	22.480	1'59.236	198,1	11:46'18.858

23° 44 S. LOCHOFF (1'59.868)							
Lap	Seg.1	Seg.2	Seg.3	Seg.4	Lap Time	km/h	Local Time
1		37.665	23.683	22.528			11:32'10.901
2	40.524	35.962	23.491	23.939	2'03.916	202,2	11:34'14.817
3	39.905	35.645	22.799	22.252	2'00.601	197,0	11:36'15.418
4	39.879	35.454	22.776	22.240	2'00.349	194,2	11:38'15.767
5	39.748	35.826	24.241	22.166	2'01.981	200,3	11:40'17.748
6	40.220	36.014	23.250	22.403	2'01.887	194,5	11:42'19.635
7	42.317	36.636	23.300	22.615	2'04.868	196,3	11:44'24.503
8	39.189	35.274	23.027	22.378	1'59.868	202,5	11:46'24.371

18° 99 P. GRASSIA (1'58.635)							
Lap	Seg.1	Seg.2	Seg.3	Seg.4	Lap Time	km/h	Local Time
1		37.682	28.395	23.126			11:32'25.872
2	39.625	35.694	22.299	22.532	2'00.150	196,7	11:34'26.022
3	39.494	35.225	22.130	22.263	1'59.112	193,8	11:36'25.134
4	39.298	40.990	22.435	22.491	2'05.214	201,0	11:38'30.348
5	39.648	35.060	24.982	23.990	2'03.680	197,0	11:40'34.028
6	39.298	35.190	22.406	22.680	1'59.574	195,9	11:42'33.602

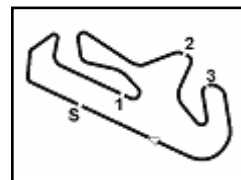
24° 61 B. SOFUOGLU (1'59.899)							
Lap	Seg.1	Seg.2	Seg.3	Seg.4	Lap Time	km/h	Local Time
1		36.970	23.150	22.978			11:32'05.649
2	40.358	35.779	23.066	22.764	2'01.967	187,5	11:34'07.616
3	39.818	35.577	22.667	22.773	2'00.835	187,8	11:36'08.451
4	42.597	38.174	22.941	22.613	2'06.325	186,2	11:38'14.776
5	40.469	35.986	23.393	22.026	2'01.874	191,4	11:40'16.650

15/09/2018 P = Pits In/Out - C = Lap Time Cancelled

These data/results cannot be reproduced, stored and/or transmitted in whole or in part by any manner of electronic, mechanical, photocopying, recording, broadcasting or otherwise now known or herein after developed without the previous express consent by the copyright owner, except for reproduction in daily press and regular printed publications on sale to the public within 60 days of the event related to those data/results and always provided that copyright symbol appears together as follows below.

© DORNA WSBK ORGANIZATION Srl 2018





Portimao 4.592 m

3 / 3

NOLAN Portuguese Round, 14 - 16 September 2018

World Supersport 300 - Chronological Analysis Superpole 1

6	38.865	36.052	22.464	22.518	1'59.899	197,4	11:42'16.549	4	40.013	39.359	23.085	22.929	2'05.386	195,9	11:38'20.773
7	39.372	35.661	22.584	22.793	2'00.410	199,2	11:44'16.959	5	39.805	36.215	22.989	23.078	2'02.087	201,4	11:40'22.860
8	39.782	35.554	22.584	22.799	2'00.719	184,6	11:46'17.678	6	39.912	36.571	23.043	23.698	2'03.224	194,2	11:42'26.084

25° 13 D. IOZZO (2'00.103)

Lap	Seg.1	Seg.2	Seg.3	Seg.4	Lap Time	km/h	Local Time
1		37.853	23.610	23.559			11:32'09.687
2	41.137	36.132	23.479	22.498	2'03.246	198,1	11:34'12.933
3	39.657	36.202	23.053	22.867	2'01.779	197,7	11:36'14.712
4	39.899	35.379	22.559	22.266	2'00.103	190,1	11:38'14.815
5	40.383	35.790	22.465	22.256	2'00.894	192,1	11:40'15.709
6	39.902	35.417	22.751	22.662	2'00.732	194,9	11:42'16.441
7	41.249	37.365	24.445	23.902	2'06.961	194,2	11:44'23.402
8	39.158	35.708	22.906	22.664	2'00.436	201,4	11:46'23.838

26° 28 D. KOOPMAN (2'00.787)

Lap	Seg.1	Seg.2	Seg.3	Seg.4	Lap Time	km/h	Local Time
1		38.381	23.744	22.738			11:32'12.635
2	40.070	36.942	23.144	22.579	2'02.735	195,6	11:34'15.370
3	40.386	35.912	23.019	22.464	2'01.781	198,5	11:36'17.151
4	39.504	36.777	22.996	22.170	2'01.447	197,0	11:38'18.598
5	39.464	35.840	22.841	22.642	2'00.787	208,0	11:40'19.385
6	40.449	35.807	22.856	22.644	2'01.756	199,2	11:42'21.141
7	40.099	36.000	28.179	22.777	2'07.055	191,8	11:44'28.196
8	39.616	36.220	22.756	22.917	2'01.509	191,4	11:46'29.705

27° 7 N. SETTIMO (2'00.817)

Lap	Seg.1	Seg.2	Seg.3	Seg.4	Lap Time	km/h	Local Time
1		37.173	23.082	22.837			11:32'06.249
2	40.333	36.064	22.732	22.812	2'01.941	196,7	11:34'08.190
3	39.906	35.931	22.423	22.557	2'00.817	194,5	11:36'09.007
4	41.438	36.833	24.394	22.999	2'05.664	196,7	11:38'14.671
5	41.835	36.217	23.052	22.491	2'03.595	189,1	11:40'18.266
6	39.969	36.296	22.992	22.562	2'01.819	203,3	11:42'20.085
7	39.883	36.064	23.261	23.857	2'03.065	197,0	11:44'23.150
8	40.197	36.187	22.697	22.579	2'01.660	198,1	11:46'24.810

28° 58 T. FINOCCHIARO (2'00.960)

Lap	Seg.1	Seg.2	Seg.3	Seg.4	Lap Time	km/h	Local Time
1		37.958	23.546	23.555			11:32'09.850
2	41.028	36.612	23.335	22.601	2'03.576	201,0	11:34'13.426
3	40.013	36.260	22.700	22.957	2'01.930	201,0	11:36'15.356
4	40.656	36.026	22.567	22.565	2'01.814	192,8	11:38'17.170
5	40.689	36.023	23.084	22.469	2'02.265	197,0	11:40'19.435
6	39.818	35.907	22.722	22.513	2'00.960	198,8	11:42'20.395
7	39.826	36.165	23.812	24.212	2'04.015	201,4	11:44'24.410
8	39.954	35.922	22.990	22.763	2'01.629	199,6	11:46'26.039

29° 10 P. FRAGOSO (2'01.825)

Lap	Seg.1	Seg.2	Seg.3	Seg.4	Lap Time	km/h	Local Time
1		37.947	24.205	22.952			11:32'12.296
2	40.514	36.421	23.848	22.821	2'03.604	198,5	11:34'15.900
3	40.127	36.067	23.293	22.338	2'01.825	204,1	11:36'17.725
4	39.397	36.659	23.631	23.125	2'02.812C	205,6	11:38'20.537
5	40.564	36.198	23.132	23.161	2'03.055	194,2	11:40'23.592
6	40.161	35.888	23.151	23.041	2'02.241	197,0	11:42'25.833
7	42.877	36.935	23.467	23.096	2'06.375	197,0	11:44'32.208
8	40.583	36.377	23.034	22.603	2'02.597	195,6	11:46'34.805

30° 5 R. VOS (2'02.087)

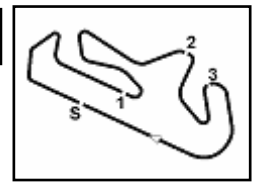
Lap	Seg.1	Seg.2	Seg.3	Seg.4	Lap Time	km/h	Local Time
1		37.856	23.640	23.481			11:32'09.404
2	40.597	36.430	23.172	23.085	2'03.284	193,5	11:34'12.688
3	40.495	36.302	23.043	22.859	2'02.699	192,5	11:36'15.387

15/09/2018 P = Pits In/Out - C = Lap Time Cancelled

These data/results cannot be reproduced, stored and/or transmitted in whole or in part by any manner of electronic, mechanical, photocopying, recording, broadcasting or otherwise now known or herein after developed without the previous express consent by the copyright owner, except for reproduction in daily press and regular printed publications on sale to the public within 60 days of the event related to those data/results and always provided that copyright symbol appears together as follows below.

© DORNA WSBK ORGANIZATION Srl 2018

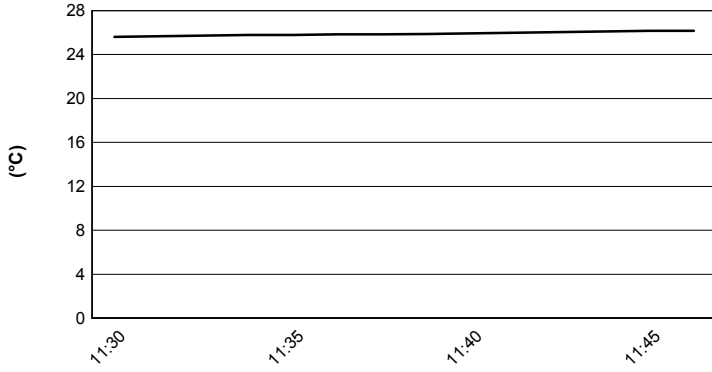




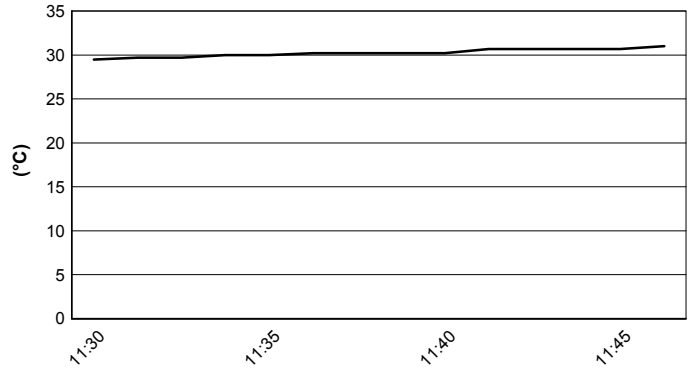
Portimao 4.592 m

NOLAN Portuguese Round, 14 - 16 September 2018
World Supersport 300 - Weather Report Superpole 1
 Session started 11:30 - Session ended 11:47

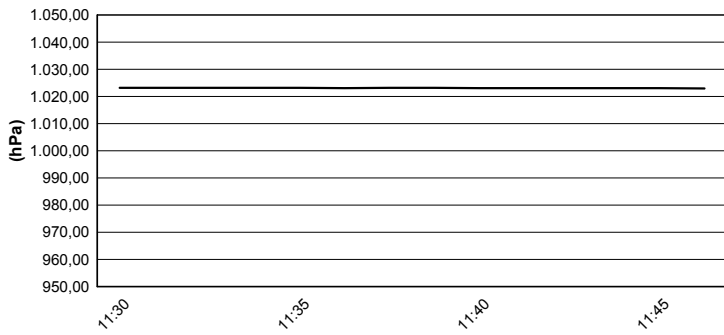
Air Temperature



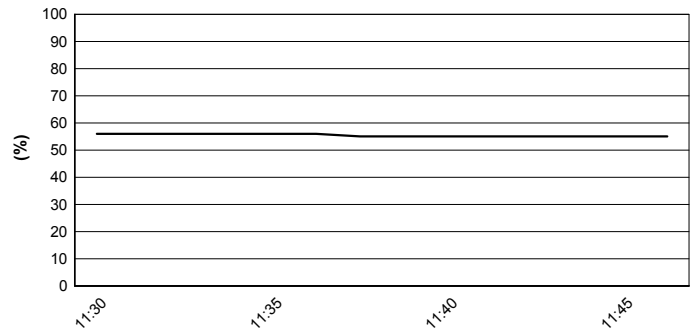
Track Temperature



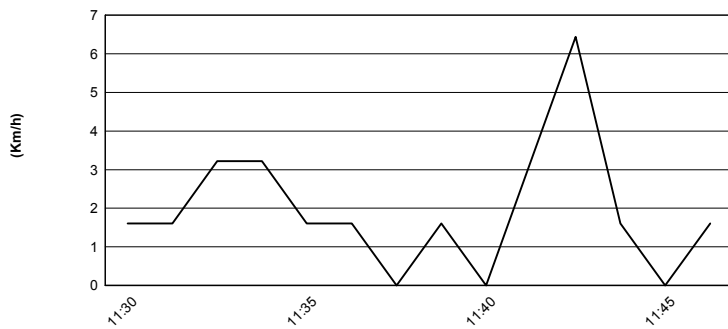
Air Pressure



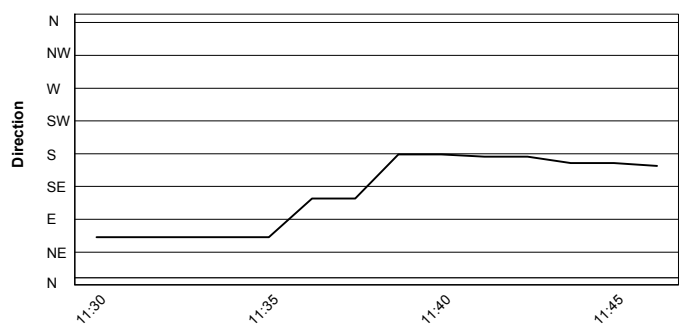
Humidity



Wind Speed



Wind Direction



15/09/2018

These data/results cannot be reproduced, stored and/or transmitted in whole or in part by any manner of electronic, mechanical, photocopying, recording, broadcasting or otherwise now known or herein after developed without the previous express consent by the copyright owner, except for reproduction in daily press and regular printed publications on sale to the public within 60 days of the event related to those data/results and always provided that copyright symbol appears together as follows below.

© DORNA WSBK ORGANIZATION Srl 2018



Official Fuel Supplier



FICR PERUGIA TIMING

Official Tyre Supplier



Official Timekeeper