

NOLAN Portuguese Round, 14 - 16 September 2018

World Supersport 300 - Results Warm Up

No.	Rider	Nat	Team	Bike	Time	Gap	Rel.	Laps	Speed	
									Avg	Max
1	95 S. DEROUE	NED	Motoport Kawasaki	Kawasaki Ninja 400	1'57.080			5	141,196	206,8
2	69 M. HERRERA	ESP	BCD Yamaha MS Racing	Yamaha YZF-R3	1'57.152	0.072	0.072	5	141,109	207,2
3	8 M. PEREZ	ESP	Kawasaki ParkinGO Team	Kawasaki Ninja 400	1'57.396	0.316	0.244	5	140,816	215,0
4	87 A. BÖRNER	GER	DEZA-Cordaba-Patrimonio de la Humanidad	Kawasaki Ninja 400	1'57.503	0.423	0.107	5	140,687	210,0
5	14 E. DE LA VEGA	FRA	GP Project Team	Kawasaki Ninja 400	1'57.662	0.582	0.159	5	140,497	212,5
6	81 M. GONZALEZ	ESP	Pertamina Almeria BCD Junior Team by MS	Yamaha YZF-R3	1'57.853	0.773	0.191	5	140,270	203,7
7	2 A. CARRASCO	ESP	DS Junior Team	Kawasaki Ninja 400	1'58.001	0.921	0.148	4	140,094	202,2
8	52 G. ERILL	ESP	DEZA-Cordaba-Patrimonio de la Humanidad	Kawasaki Ninja 400	1'58.153	1.073	0.152	5	139,914	210,4
9	33 D. VALLE	ESP	BCD Yamaha MS Racing	Yamaha YZF-R3	1'58.192	1.112	0.039	5	139,867	197,7
10	34 J. MAHAFFY	AUS	TERRA E MOTO	Yamaha YZF-R3	1'58.415	1.335	0.223	5	139,604	206,4
11	20 D. LOUREIRO	RSA	DS Junior Team	Kawasaki Ninja 400	1'58.421	1.341	0.006	4	139,597	205,6
12	47 F. HERNANDEZ MOYANO	ESP	Kawasaki PALMETO PL Racing	Kawasaki Ninja 400	1'58.434	1.354	0.013	4	139,582	210,4
13	43 L. GRUNWALD	GER	Freudenberg KTM WorldSSP Team	KTM RC 390 R	1'58.437	1.357	0.003	3	139,578	201,4
14	21 B. SANCHEZ	ESP	ETG Racing	Kawasaki Ninja 400	1'58.498	1.418	0.061	4	139,506	211,2
15	71 T. EDWARDS	AUS	Nutec - Benjan - Kawasaki	Kawasaki Ninja 400	1'58.508	1.428	0.010	4	139,494	203,7
16	93 W. KHAN	NED	Nutec - Benjan - Kawasaki	Kawasaki Ninja 400	1'58.566	1.486	0.058	4	139,426	204,8
17	64 H. DE CANCELLIS	FRA	Team Toth - Yart	Yamaha YZF-R3	1'58.579	1.499	0.013	4	139,411	207,6
18	55 G. HENDRA PRATAMA	INA	BIBLION YAMAHA MOTOXRACING	Yamaha YZF-R3	1'58.612	1.532	0.033	4	139,372	204,5
19	27 F. ROVELLI	ITA	Kawasaki ParkinGO Team	Kawasaki Ninja 400	1'58.682	1.602	0.070	4	139,290	211,6
20	12 A. RUSMIPUTRO	INA	Pertamina Almeria BCD by MS Racing	Yamaha YZF-R3	1'58.783	1.703	0.101	4	139,171	203,7
21	22 N. KALININ	UKR	GP Project Team	Kawasaki Ninja 400	1'58.784	1.704	0.001	4	139,170	209,6
22	6 R. SCHOTMAN	NED	Motoport Kawasaki	Kawasaki Ninja 400	1'58.834	1.754	0.050	4	139,112	202,5
23	72 V. STEEMAN	NED	KTM Fortron Junior Team	KTM RC 390 R	1'59.122	2.042	0.288	4	138,775	198,8
24	41 J. JÄHNIG	GER	Freudenberg KTM Junior Team	KTM RC 390 R	1'59.143	2.063	0.021	4	138,751	201,8
25	61 B. SOFUOGLU	TUR	Team Trasimeno	Yamaha YZF-R3	1'59.268	2.188	0.125	4	138,605	202,9
26	13 D. IOZZO	RSA	Racedays	Honda CBR500R	1'59.334	2.254	0.066	4	138,529	203,7
27	97 M. KAPPLER	GER	Freudenberg KTM WorldSSP Team	KTM RC 390 R	1'59.347	2.267	0.013	4	138,514	204,1
28	19 L. BERNARDI	ITA	Team Trasimeno	Yamaha YZF-R3	1'59.381	2.301	0.034	4	138,474	206,8
29	99 P. GRASSIA	ITA	BIBLION YAMAHA MOTOXRACING	Yamaha YZF-R3	1'59.535	2.455	0.154	4	138,296	206,4
30	78 J. FORAY	FRA	ETG Racing	Kawasaki Ninja 400	1'59.796	2.716	0.261	4	137,995	210,4
31	15 G. VAN STRAALEN	NED	KTM Fortron Racing Team	KTM RC 390 R	1'59.922	2.842	0.126	4	137,850	202,2
32	54 F. FULIGNI	ITA	GRT Yamaha WorldSSP300 Team	Yamaha YZF-R3	2'00.216	3.136	0.294	4	137,512	202,5
33	7 N. SETTIMO	ITA	Scuderia Maranga Racing	Honda CBR500R	2'00.231	3.151	0.015	4	137,495	201,8
34	30 D. BLIN	POL	Team Toth - Yart	Yamaha YZF-R3	2'00.289	3.209	0.058	4	137,429	195,6
35	44 S. LOCHOFF	RSA	Samurai Racing	Yamaha YZF-R3	2'00.399	3.319	0.110	4	137,303	198,8
36	79 T. ALONSO	POR	Samurai Racing	Yamaha YZF-R3	2'00.578	3.498	0.179	4	137,100	196,3
37	28 D. KOOPMAN	NED	GRT Yamaha WorldSSP300 Team	Yamaha YZF-R3	2'01.234	4.154	0.656	4	136,358	199,6
38	5 R. VOS	NED	KTM Fortron Racing Team	KTM RC 390 R	2'01.495	4.415	0.261	4	136,065	208,4
39	58 T. FINOCCHIARO	GBR	Scuderia Maranga Racing	Honda CBR500R	2'01.818	4.738	0.323	4	135,704	200,3
40	10 P. FRAGOSO	POR	Miguel Oliveira Racing Team	KTM RC 390 R	2'02.084	5.004	0.266	4	135,408	207,2

AIR	Humidity:	65%	Temp:	25°C
TRACK	Condition:	Dry	Temp:	26°C

Records	Pole (SP2)	2018	T.Edwards	1'56.877	141,440	Km/h
	Race (RC)	2017	M.Perez	1'58.675	139,300	Km/h
	Circuit (SP2)	2018	T.Edwards	1'56.877	141,440	Km/h

Start 16/09/2018 09:25 End 09:37 The results are provisional until the end of the time limit for protests and appeals and the completion of the technical checks.

These data/results cannot be reproduced, stored and/or transmitted in whole or in part by any manner of electronic, mechanical, photocopying, recording, broadcasting or otherwise now known or herein after developed without the previous express consent by the copyright owner, except for reproduction in daily press and regular printed publications on sale to the public within 60 days of the event related to those data/results and always provided that copyright symbol appears together as follows below.

© DORNA WSBK ORGANIZATION Srl 2018



Official Fuel Supplier

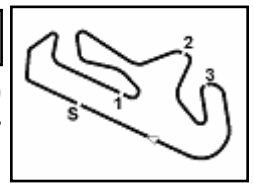


PIRELLI

Official Tyre Supplier



Official Timekeeper



NOLAN Portuguese Round, 14 - 16 September 2018

World Supersport 300 - Results Warm Up

Session Highlights

Local Time	No. Rider	Description
09.25.00		Start
09.31.01	55 G. HENDRA PRATAMA	On Asphalt - Re-Joined - Turn 13
09.37.49		End Of Session

Fastest Laps Sequence

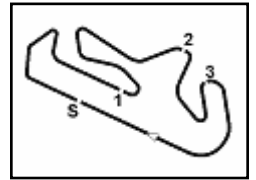
No.	Rider	Nat	Team	Bike	Local Time	Time	Gap	Avg
81	M. GONZALEZ	ESP	Pertamina Almeria BCD Junior Team by MS	Yamaha YZF-R3	09:28'57.399	1'58.752		139,208
95	S. DEROUE	NED	Motoport Kawasaki	Kawasaki Ninja 400	09:28'59.495	1'58.387	-0.365	139,637
8	M. PEREZ	ESP	Kawasaki ParkinGO Team	Kawasaki Ninja 400	09:29'02.457	1'58.295	-0.092	139,746
69	M. HERRERA	ESP	BCD Yamaha MS Racing	Yamaha YZF-R3	09:29'02.554	1'58.003	-0.292	140,091
95	S. DEROUE	NED	Motoport Kawasaki	Kawasaki Ninja 400	09:30'56.655	1'57.160	-0.843	141,099
95	S. DEROUE	NED	Motoport Kawasaki	Kawasaki Ninja 400	09:36'53.012	1'57.080	-0.080	141,196

16/09/2018 Start End The results are provisional until the end of the time limit for protests and appeals
09:25 09:37 and the completion of the technical checks.

These data/results cannot be reproduced, stored and/or transmitted in whole or in part by any manner of electronic, mechanical, photocopying, recording, broadcasting or otherwise now known or herein after developed without the previous express consent by the copyright owner, except for reproduction in daily press and regular printed publications on sale to the public within 60 days of the event related to those data/results and always provided that copyright symbol appears together as follows below.

© DORNA WSBK ORGANIZATION Srl 2018





NOLAN Portuguese Round, 14 - 16 September 2018

World Supersport 300 - Ideal Times Warm Up

Portimao 4.592 m
1 / 2

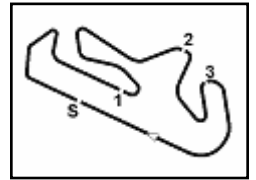
No.	Rider	Nat	Bike	Seg. 1	Seg. 2	Seg. 3	Seg. 4	Ideal Time			
				Diff. 1	Diff. 2	Diff. 3	Diff. 4	Best Lap	Pos.	Diff.	
1	95 S. DEROUE	NED	Kawasaki Ninja 400	38.239	34.613 0.219	21.953 0.037	22.019	1'56.824	1'57.080	1	0.256
2	69 M. HERRERA	ESP	Yamaha YZF-R3	38.643 0.004	34.569 0.078	21.834	21.979 0.045	1'57.025	1'57.152	2	0.127
3	8 M. PEREZ	ESP	Kawasaki Ninja 400	38.340 0.061	34.758 0.022	22.082	22.020 0.113	1'57.200	1'57.396	3	0.196
4	87 A. BÖRNER	GER	Kawasaki Ninja 400	38.385	34.903	22.032	21.897 0.286	1'57.217	1'57.503	4	0.286
5	14 E. DE LA VEGA	FRA	Kawasaki Ninja 400	38.498 0.266	34.942	22.072	21.806 0.078	1'57.318	1'57.662	5	0.344
6	81 M. GONZALEZ	ESP	Yamaha YZF-R3	38.607	34.712 0.024	21.988 0.267	22.255	1'57.562	1'57.853	6	0.291
7	52 G. ERILL	ESP	Kawasaki Ninja 400	38.529	34.926 0.092	22.218	21.942 0.446	1'57.615	1'58.153	8	0.538
8	33 D. VALLE	ESP	Yamaha YZF-R3	38.819 0.245	34.983 0.046	22.077	22.022	1'57.901	1'58.192	9	0.291
9	2 A. CARRASCO	ESP	Kawasaki Ninja 400	38.743	34.781 0.043	22.199	22.235	1'57.958	1'58.001	7	0.043
10	43 L. GRUNWALD	GER	KTM RC 390 R	38.509	34.810 0.035	22.567 0.171	22.142 0.203	1'58.028	1'58.437	13	0.409
11	21 B. SANCHEZ	ESP	Kawasaki Ninja 400	38.489	35.073 0.105	22.341 0.152	22.185 0.153	1'58.088	1'58.498	14	0.410
12	34 J. MAHAFFY	AUS	Yamaha YZF-R3	38.642	34.886 0.145	22.427 0.123	22.192	1'58.147	1'58.415	10	0.268
13	27 F. ROVELLI	ITA	Kawasaki Ninja 400	38.643	35.041 0.208	22.323	22.176 0.291	1'58.183	1'58.682	19	0.499
14	20 D. LOUREIRO	RSA	Kawasaki Ninja 400	38.918 0.100	34.968 0.049	22.311 0.012	22.063	1'58.260	1'58.421	11	0.161
15	55 G. HENDRA PRATAMA	INA	Yamaha YZF-R3	38.965	34.791 0.131	22.433 0.088	22.145 0.059	1'58.334	1'58.612	18	0.278
16	64 H. DE CANCELLIS	FRA	Yamaha YZF-R3	38.947	35.047 0.151	22.335	22.048 0.051	1'58.377	1'58.579	17	0.202
17	47 F. HERNANDEZ MOYANO	ESP	Kawasaki Ninja 400	38.823 0.027	35.040	22.190	22.334 0.020	1'58.387	1'58.434	12	0.047
18	93 W. KHAN	NED	Kawasaki Ninja 400	39.019	35.035	22.362 0.164	21.986	1'58.402	1'58.566	16	0.164
19	71 T. EDWARDS	AUS	Kawasaki Ninja 400	38.775	35.080 0.066	22.459	22.128	1'58.442	1'58.508	15	0.066
20	22 N. KALININ	UKR	Kawasaki Ninja 400	39.194 0.092	34.929	22.325	22.056 0.188	1'58.504	1'58.784	21	0.280
21	12 A. RUSMIPUTRO	INA	Yamaha YZF-R3	39.057	34.992	22.415 0.142	22.177	1'58.641	1'58.783	20	0.142
22	19 L. BERNARDI	ITA	Yamaha YZF-R3	38.953	35.196 0.500	22.302	22.220 0.210	1'58.671	1'59.381	28	0.710
23	6 R. SCHOTMAN	NED	Kawasaki Ninja 400	39.093	35.270	22.149 0.075	22.247	1'58.759	1'58.834	22	0.075
24	61 B. SOFUOGLU	TUR	Yamaha YZF-R3	39.587 0.096	35.088	22.196	21.934 0.367	1'58.805	1'59.268	25	0.463
25	41 J. JÄHNIG	GER	KTM RC 390 R	39.107	35.092	22.548 0.120	22.187 0.089	1'58.934	1'59.143	24	0.209
26	72 V. STEEMAN	NED	KTM RC 390 R	39.205 0.009	35.313	22.313	22.282	1'59.113	1'59.122	23	0.009
27	97 M. KAPPLER	GER	KTM RC 390 R	38.905	35.150 0.002	22.826 0.026	22.278 0.160	1'59.159	1'59.347	27	0.188
28	99 P. GRASSIA	ITA	Yamaha YZF-R3	39.306 0.034	35.014	22.388	22.456 0.337	1'59.164	1'59.535	29	0.371
29	13 D. IOZZO	RSA	Honda CBR500R	39.183	35.334	22.429	22.367 0.021	1'59.313	1'59.334	26	0.021
30	78 J. FORAY	FRA	Kawasaki Ninja 400	39.129	35.595	22.447 0.045	22.452 0.128	1'59.623	1'59.796	30	0.173
31	30 D. BLIN	POL	Yamaha YZF-R3	39.494	35.464	22.555	22.241 0.535	1'59.754	2'00.289	34	0.535
32	15 G. VAN STRAALEN	NED	KTM RC 390 R	39.650	35.545 0.033	22.504 0.048	22.142	1'59.841	1'59.922	31	0.081
33	7 N. SETTIMO	ITA	Honda CBR500R	39.498 0.086	35.725 0.155	22.370	22.397	1'59.990	2'00.231	33	0.241

16/09/2018

These data/results cannot be reproduced, stored and/or transmitted in whole or in part by any manner of electronic, mechanical, photocopying, recording, broadcasting or otherwise now known or herein after developed without the previous express consent by the copyright owner, except for reproduction in daily press and regular printed publications on sale to the public within 60 days of the event related to those data/results and always provided that copyright symbol appears together as follows below.

© DORNA WSBK ORGANIZATION Srl 2018





Portimao 4.592 m
2 / 2

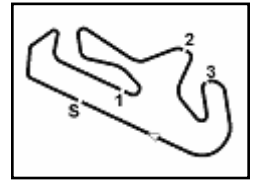
NOLAN Portuguese Round, 14 - 16 September 2018

World Supersport 300 - Ideal Times Warm Up

No.	Rider	Nat	Bike	Seg. 1	Seg. 2	Seg. 3	Seg. 4	Ideal Time			
				Diff. 1	Diff. 2	Diff. 3	Diff. 4	Best Lap	Pos.	Diff.	
34	79 T. ALONSO	POR	Yamaha YZF-R3	39.799 0.082	35.364	22.736	22.131 0.466	2'00.030	2'00.578	36	0.548
35	54 F. FULIGNI	ITA	Yamaha YZF-R3	39.450	35.633	22.683 0.121	22.329	2'00.095	2'00.216	32	0.121
36	44 S. LOCHOFF	RSA	Yamaha YZF-R3	39.727	35.436	22.863 0.096	22.277	2'00.303	2'00.399	35	0.096
37	28 D. KOOPMAN	NED	Yamaha YZF-R3	39.838 0.279	35.912	22.538	22.667	2'00.955	2'01.234	37	0.279
38	10 P. FRAGOSO	POR	KTM RC 390 R	40.075	35.597 0.520	23.046 0.196	22.525 0.125	2'01.243	2'02.084	40	0.841
39	5 R. VOS	NED	KTM RC 390 R	39.822	36.079	22.790	22.580 0.224	2'01.271	2'01.495	38	0.224
40	58 T. FINOCCHIARO	GBR	Honda CBR500R	39.987 0.057	36.205	22.917	22.652	2'01.761	2'01.818	39	0.057
Overall Ideal Time				38.239	34.569	21.834	21.806	1'56.448			

16/09/2018
 These data/results cannot be reproduced, stored and/or transmitted in whole or in part by any manner of electronic, mechanical, photocopying, recording, broadcasting or otherwise now known or herein after developed without the previous express consent by the copyright owner, except for reproduction in daily press and regular printed publications on sale to the public within 60 days of the event related to those data/results and always provided that copyright symbol appears together as follows below.
 © DORNA WSBK ORGANIZATION Srl 2018





NOLAN Portuguese Round, 14 - 16 September 2018

World Supersport 300 - Chronological Analysis Warm Up

1° 95 S. DEROUE (1'57.080)								8° 52 G. ERILL (1'58.153)							
Lap	Seg.1	Seg.2	Seg.3	Seg.4	Lap Time	km/h	Local Time	Lap	Seg.1	Seg.2	Seg.3	Seg.4	Lap Time	km/h	Local Time
1		35.326	22.728	22.262			9:27'01.108	1		35.756	22.685	22.392			9:27'01.768
2	38.728	35.081	22.321	22.257	1'58.387	202,5	9:28'59.495	2	38.859	35.235	22.715	22.463	1'59.272	204,1	9:29'01.040
3	38.509	34.658	21.953	22.040	1'57.160	201,4	9:30'56.655	3	38.906	35.396	23.040	22.447	1'59.789	201,4	9:31'00.829
4	38.297	34.613	22.137	22.284	1'57.331	206,8	9:32'53.986	4	39.201	35.120	22.369	21.942	1'58.632	210,4	9:32'59.461
5	40.660	35.745	23.192	22.349	2'01.946	201,0	9:34'55.932	5	39.235	34.926	22.412	22.092	1'58.665	205,6	9:34'58.126
6	38.239	34.832	21.990	22.019	1'57.080	204,8	9:36'53.012	6	38.529	35.018	22.218	22.388	1'58.153	208,8	9:36'56.279

2° 69 M. HERRERA (1'57.152)								9° 33 D. VALLE (1'58.192)							
Lap	Seg.1	Seg.2	Seg.3	Seg.4	Lap Time	km/h	Local Time	Lap	Seg.1	Seg.2	Seg.3	Seg.4	Lap Time	km/h	Local Time
1		36.530	22.566	22.374			9:27'04.551	1		35.255	22.391	22.543			9:26'58.683
2	38.845	34.780	22.399	21.979	1'58.003	205,2	9:29'02.554	2	38.991	35.086	22.162	22.539	1'58.778	194,5	9:28'57.461
3	38.643	34.824	23.149	23.111	1'59.727	207,2	9:31'02.281	3	39.064	35.029	22.077	22.022	1'58.192	194,2	9:30'55.653
4	38.910	35.082	22.368	22.141	1'58.501	203,7	9:33'00.782	4	38.819	34.986	22.427	22.493	1'58.725	194,5	9:32'54.378
5	38.787	34.569	22.063	21.996	1'57.415	197,7	9:34'58.197	5	39.144	35.004	22.399	22.325	1'58.872	197,7	9:34'53.250
6	38.647	34.647	21.834	22.024	1'57.152	207,2	9:36'55.349	6	39.010	34.983	22.246	22.393	1'58.632	193,2	9:36'51.882

3° 8 M. PEREZ (1'57.396)								10° 34 J. MAHAFFY (1'58.415)							
Lap	Seg.1	Seg.2	Seg.3	Seg.4	Lap Time	km/h	Local Time	Lap	Seg.1	Seg.2	Seg.3	Seg.4	Lap Time	km/h	Local Time
1		36.405	22.697	22.352			9:27'04.162	1		36.804	22.744	22.468			9:27'04.514
2	38.964	34.803	22.508	22.020	1'58.295	207,6	9:29'02.457	2	38.786	35.167	22.542	22.380	1'58.875	205,6	9:29'03.389
3	38.340	35.098	22.632	22.090	1'58.160	215,0	9:31'00.617	3	38.642	35.031	22.550	22.192	1'58.415	206,4	9:31'01.804
4	38.695	34.971	22.504	22.192	1'58.362	208,8	9:32'58.978	4	39.148	35.111	22.427	22.286	1'58.972	204,1	9:33'00.776
5	38.878	34.758	22.262	22.061	1'57.959	203,3	9:34'56.939	5	39.026	34.886	22.511	22.201	1'58.624	197,7	9:34'59.400
6	38.401	34.780	22.082	22.133	1'57.396	208,0	9:36'54.334	6	39.038	35.143	22.667	22.255	1'59.103	201,8	9:36'58.503

4° 87 A. BÖRNER (1'57.503)								11° 20 D. LOUREIRO (1'58.421)							
Lap	Seg.1	Seg.2	Seg.3	Seg.4	Lap Time	km/h	Local Time	Lap	Seg.1	Seg.2	Seg.3	Seg.4	Lap Time	km/h	Local Time
1		36.153	22.762	22.508			9:27'01.567	1		44.783	22.457	22.712			9:27'37.207
2	39.367	35.271	22.506	22.437	1'59.581	199,9	9:29'01.148	2	39.018	35.017	22.323	22.063	1'58.421	201,8	9:29'35.628
3	38.554	35.477	22.619	22.559	1'59.209	205,2	9:31'00.357	3	38.918	35.741	22.790	22.555	2'00.004	205,6	9:31'35.632
4	39.427	35.202	22.240	22.216	1'59.085	197,4	9:32'59.442	4	38.963	34.968	22.311	22.191	1'58.433	202,2	9:33'34.065
5	38.936	34.975	22.294	21.897	1'58.102	210,0	9:34'57.544	5	39.014	35.266	23.610	22.550	2'00.440	202,2	9:35'34.505
6	38.385	34.903	22.032	22.183	1'57.503	207,2	9:36'55.047								

5° 14 E. DE LA VEGA (1'57.662)								12° 47 F. HERNANDEZ MOYANO (1'58.434)							
Lap	Seg.1	Seg.2	Seg.3	Seg.4	Lap Time	km/h	Local Time	Lap	Seg.1	Seg.2	Seg.3	Seg.4	Lap Time	km/h	Local Time
1		36.416	22.889	22.121			9:27'04.954	1		36.813	22.958	22.334			9:27'06.370
2	38.789	34.986	22.613	22.014	1'58.402	212,5	9:29'03.356	2	39.087	35.342	22.922	22.518	1'59.869	210,4	9:29'06.239
3	38.596	34.955	22.322	21.841	1'57.714	210,0	9:31'01.070	3	39.062	35.452	22.422	22.459	1'59.395	203,3	9:31'05.634
4	39.264	35.007	22.431	21.806	1'58.508	208,8	9:32'59.578	4	38.823	35.938	22.372	22.365	1'59.498	202,5	9:33'05.132
5	38.498	35.003	22.340	22.009	1'57.850	208,0	9:34'57.428	5	38.850	35.040	22.190	22.354	1'58.434	203,3	9:35'03.566
6	38.764	34.942	22.072	21.884	1'57.662	207,2	9:36'55.090								

6° 81 M. GONZALEZ (1'57.853)								13° 43 L. GRUNWALD (1'58.437)							
Lap	Seg.1	Seg.2	Seg.3	Seg.4	Lap Time	km/h	Local Time	Lap	Seg.1	Seg.2	Seg.3	Seg.4	Lap Time	km/h	Local Time
1		35.529	22.414	22.346			9:26'58.647	1		36.127	23.045	30.064			9:27'38.040
2	39.138	35.059	22.238	22.317	1'58.752	194,5	9:28'57.399	2	2'16.525	34.810	22.759	22.735	3'36.829P		9:31'14.869
3	39.021	34.974	21.988	22.321	1'58.304	194,9	9:30'55.703	3	38.509	34.845	22.738	22.345	1'58.437	201,4	9:33'13.306
4	38.902	35.131	22.582	22.317	1'58.932	201,0	9:32'54.635	4	38.874	34.897	22.567	22.142	1'58.480	198,8	9:35'11.786
5	39.561	34.712	22.764	22.370	1'59.407	203,7	9:34'54.042								
6	38.607	34.736	22.255	22.255	1'57.853	200,7	9:36'51.895								

7° 2 A. CARRASCO (1'58.001)								14° 21 B. SANCHEZ (1'58.498)							
Lap	Seg.1	Seg.2	Seg.3	Seg.4	Lap Time	km/h	Local Time	Lap	Seg.1	Seg.2	Seg.3	Seg.4	Lap Time	km/h	Local Time
1		35.974	22.550	22.483			9:28'03.983	1		37.770	23.012	22.570			9:27'11.510
2	39.278	35.080	22.305	22.379	1'59.042	199,2	9:30'03.025	2	39.028	35.155	22.653	22.341	1'59.177	202,2	9:29'10.687
3	38.935	34.781	22.464	22.333	1'58.513	198,8	9:32'01.538	3	38.695	35.310	22.341	22.185	1'58.531	206,8	9:31'09.218
4	38.748	34.794	22.254	22.335	1'58.131	199,2	9:33'59.669	4	38.893	35.073	22.914	22.529	1'59.409	211,2	9:33'08.627
5	38.743	34.824	22.199	22.235	1'58.001	202,2	9:35'57.670	5	38.489	35.178	22.493	22.338	1'58.498	204,5	9:35'07.125

15° 71 T. EDWARDS (1'58.508)							
Lap	Seg.1	Seg.2	Seg.3	Seg.4	Lap Time	km/h	Local Time
1		35.790	22.765	22.491			9:28'11.511
2	38.872	35.370	22.468	22.256	1'58.966	203,7	9:30'10.477
3	38.985	39.561	22.571	22.274	2'03.391	201,4	9:32'13.868

16/09/2018 P = Pits In/Out - C = Lap Time Cancelled

These data/results cannot be reproduced, stored and/or transmitted in whole or in part by any manner of electronic, mechanical, photocopying, recording, broadcasting or otherwise now known or herein after developed without the previous express consent by the copyright owner, except for reproduction in daily press and regular printed publications on sale to the public within 60 days of the event related to those data/results and always provided that copyright symbol appears together as follows below.

© DORNA WSBK ORGANIZATION Srl 2018



Official Fuel Supplier

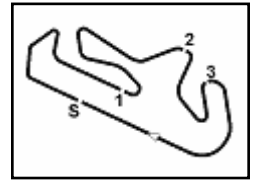


FKR PERUGIA TIMING

Official Tyre Supplier



Official Timekeeper



Portimao 4.592 m

3 / 3

NOLAN Portuguese Round, 14 - 16 September 2018

World Supersport 300 - Chronological Analysis Warm Up

4	39.897	35.545	22.678	22.535	2'00.655	202,2	9:33'07.236	4	40.419	36.329	23.445	22.691	2'02.884	195,6	9:33'14.333
5	39.705	35.689	22.517	22.161	2'00.072	193,8	9:35'07.308	5	40.395	36.387	22.950	22.849	2'02.581	199,9	9:35'16.914

32° 54 F. FULIGNI (2'00.216)								40° 10 P. FRAGOSO (2'02.084)							
Lap	Seg.1	Seg.2	Seg.3	Seg.4	Lap Time	km/h	Local Time	Lap	Seg.1	Seg.2	Seg.3	Seg.4	Lap Time	km/h	Local Time
1		37.834	24.175	22.614			9:27'12.317	1		37.393	23.299	22.783			9:27'08.587
2	39.836	35.814	22.790	22.517	2'00.957	197,4	9:29'13.274	2	41.289	35.972	23.046	22.525	2'02.832	201,8	9:29'11.419
3	39.450	35.633	22.804	22.329	2'00.216	199,2	9:31'13.490	3	42.013	35.597	23.168	22.963	2'03.741	201,8	9:31'15.160
4	39.831	35.640	22.957	22.345	2'00.773	201,0	9:33'14.263	4	41.926	35.896	23.258	22.726	2'03.806	207,2	9:33'18.966
5	39.554	35.670	22.683	22.571	2'00.478	202,5	9:35'14.741	5	40.075	36.117	23.242	22.650	2'02.084	201,8	9:35'21.050

33° 7 N. SETTIMO (2'00.231)							
Lap	Seg.1	Seg.2	Seg.3	Seg.4	Lap Time	km/h	Local Time
1		37.382	23.644	22.726			9:27'06.247
2	40.432	36.424	22.581	22.484	2'01.921	199,9	9:29'08.168
3	39.663	35.725	22.628	22.532	2'00.548	201,8	9:31'08.716
4	39.584	35.880	22.370	22.397	2'00.231	201,0	9:33'08.947
5	39.498	35.966	22.822	22.623	2'00.909	201,4	9:35'09.856

34° 30 D. BLIN (2'00.289)							
Lap	Seg.1	Seg.2	Seg.3	Seg.4	Lap Time	km/h	Local Time
1		37.009	23.120	23.042			9:28'10.230
2	39.837	35.886	22.561	22.563	2'00.847	195,2	9:30'11.077
3	39.604	36.221	22.624	22.849	2'01.298	193,2	9:32'12.375
4	40.092	35.850	22.611	22.241	2'00.794	186,5	9:34'13.169
5	39.494	35.464	22.555	22.776	2'00.289	195,6	9:36'13.458

35° 44 S. LOCHOFF (2'00.399)							
Lap	Seg.1	Seg.2	Seg.3	Seg.4	Lap Time	km/h	Local Time
1		36.398	23.483	22.689			9:27'43.579
2	40.055	35.870	23.209	22.614	2'01.748	197,4	9:29'45.327
3	40.005	35.891	22.863	22.600	2'01.359	198,8	9:31'46.686
4	39.727	35.436	22.959	22.277	2'00.399	198,5	9:33'47.085
5	39.843	35.661	23.039	22.503	2'01.046	197,4	9:35'48.131

36° 79 T. ALONSO (2'00.578)							
Lap	Seg.1	Seg.2	Seg.3	Seg.4	Lap Time	km/h	Local Time
1		37.023	23.618	22.864			9:27'43.437
2	40.540	35.787	23.239	22.381	2'01.947	193,8	9:29'45.384
3	39.799	35.746	22.830	22.572	2'00.947	196,3	9:31'46.331
4	39.881	35.364	22.736	22.597	2'00.578	194,5	9:33'46.909
5	40.185	35.853	22.953	22.131	2'01.122	195,2	9:35'48.031

37° 28 D. KOOPMAN (2'01.234)							
Lap	Seg.1	Seg.2	Seg.3	Seg.4	Lap Time	km/h	Local Time
1		36.606	22.860	22.983			9:27'04.310
2	40.129	36.096	22.967	23.239	2'02.431	199,6	9:29'06.741
3	40.130	35.936	22.806	22.910	2'01.782	199,2	9:31'08.523
4	40.117	35.912	22.538	22.667	2'01.234	198,5	9:33'09.757
5	39.838	46.600	23.022	22.725	2'12.185	193,8	9:35'21.942

38° 5 R. VOS (2'01.495)							
Lap	Seg.1	Seg.2	Seg.3	Seg.4	Lap Time	km/h	Local Time
1		37.362	23.435	23.014			9:27'06.117
2	40.341	36.911	23.108	22.852	2'03.212	208,4	9:29'09.329
3	40.390	36.195	22.991	22.806	2'02.382	201,0	9:31'11.711
4	40.438	36.262	23.728	22.580	2'03.008	202,2	9:33'14.719
5	39.822	36.079	22.790	22.804	2'01.495	205,6	9:35'16.214

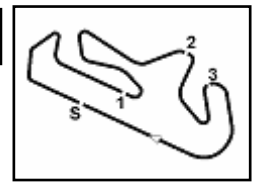
39° 58 T. FINOCCHIARO (2'01.818)							
Lap	Seg.1	Seg.2	Seg.3	Seg.4	Lap Time	km/h	Local Time
1		37.124	23.262	23.148			9:27'07.526
2	40.044	36.205	22.917	22.652	2'01.818	198,1	9:29'09.344
3	39.987	36.421	22.936	22.761	2'02.105	200,3	9:31'11.449

16/09/2018 P = Pits In/Out - C = Lap Time Cancelled

These data/results cannot be reproduced, stored and/or transmitted in whole or in part by any manner of electronic, mechanical, photocopying, recording, broadcasting or otherwise now known or herein after developed without the previous express consent by the copyright owner, except for reproduction in daily press and regular printed publications on sale to the public within 60 days of the event related to those data/results and always provided that copyright symbol appears together as follows below.

© DORNA WSBK ORGANIZATION Srl 2018







Portimao 4.592 m

NOLAN Portuguese Round, 14 - 16 September 2018
World Supersport 300 - Weather Report Warm Up
 Session started 09:25 - Session ended 9:37


Air Temperature



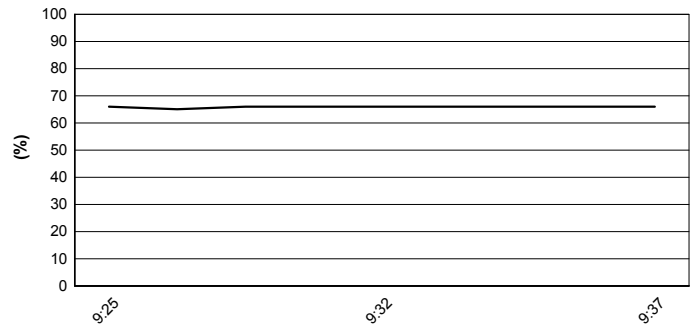
Track Temperature



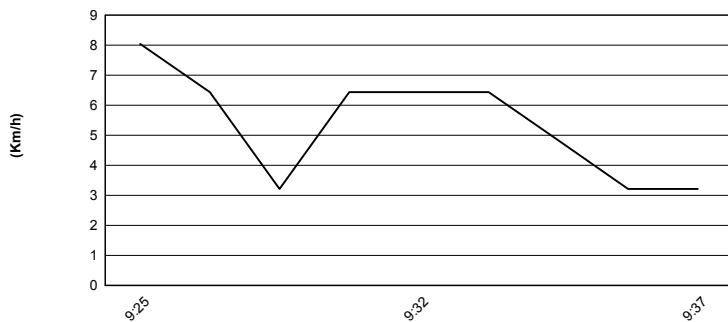
Air Pressure



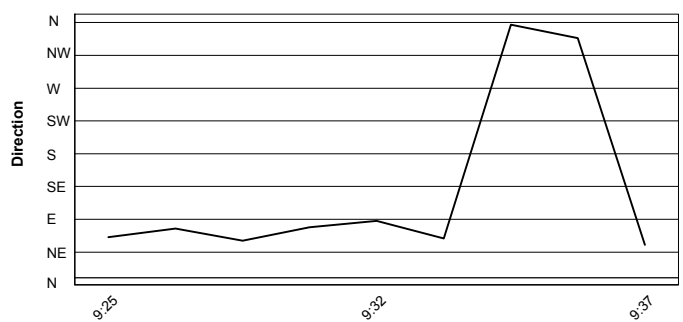
Humidity



Wind Speed



Wind Direction



16/09/2018

These data/results cannot be reproduced, stored and/or transmitted in whole or in part by any manner of electronic, mechanical, photocopying, recording, broadcasting or otherwise now known or herein after developed without the previous express consent by the copyright owner, except for reproduction in daily press and regular printed publications on sale to the public within 60 days of the event related to those data/results and always provided that copyright symbol appears together as follows below.

© DORNA WSBK ORGANIZATION Srl 2018



Official Fuel Supplier

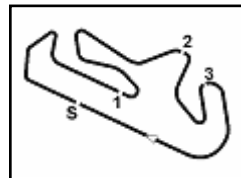


FICR PERUGIA TIMING

Official Tyre Supplier



Official Timekeeper



Portimao 4.592 m

NOLAN Portuguese Round, 14 - 16 September 2018

World Supersport 300 - Starting Grid

11 Laps x 4,592 km = 50,512 km

1	71 EDWARDS T. Kawasaki 1'56.877 SP2	2	33 VALLE D. Yamaha 1'57.013 SP2	3	81 GONZALEZ M. Yamaha 1'57.051 SP2
2	95 DEROUÉ S. Kawasaki 1'57.205 SP2	5	20 LOUREIRO D. Kawasaki 1'57.372 SP2	6	6 SCHOTMAN R. Kawasaki 1'57.468 SP2
3	21 SANCHEZ B. Kawasaki 1'57.606 SP2	8	69 HERRERA M. Yamaha 1'57.728 SP2	9	2 CARRASCO A. Kawasaki 1'57.866 SP2
4	8 PEREZ M. Kawasaki 1'57.874 SP2	11	41 JÄHNIG J. KTM 1'58.428 SP2	12	43 GRUNWALD L. KTM 1'58.750 SP2
5	14 DE LA VEGA E. Kawasaki 1'57.663 SP1	14	47 HERNANDEZ MOYANO F.	15	55 HENDRA PRATAMA G. Yamaha 1'57.796 SP1
6	87 BÖRNER A. Kawasaki 1'57.902 SP1	17	72 STEEMAN V. KTM 1'57.939 SP1	18	93 KHAN W. Kawasaki 1'57.939 SP1
7	15 VAN STRAALEN G. KTM 1'58.031 SP1	20	54 FULIGNI F. Yamaha 1'58.161 SP1	21	22 KALININ N. Kawasaki 1'58.334 SP1
8	19 BERNARDI L. Yamaha 1'58.348 SP1	23	12 RUSMIPUTRO A. Yamaha 1'58.362 SP1	24	27 ROVELLI F. Kawasaki 1'58.434 SP1
9	64 DE CANCELLIS H. Yamaha 1'58.561 SP1	26	34 MAHAFFY J. Yamaha 1'58.577 SP1	27	52 ERILL G. Kawasaki 1'58.608 SP1
10	99 GRASSIA P. Yamaha 1'58.635 SP1	29	97 KAPPLER M. KTM 1'58.774 SP1	30	79 ALONSO T. Yamaha 1'59.623 SP1
11	30 BLIN D. Yamaha 1'59.813 SP1	32	78 FORAY J. Kawasaki 1'59.859 SP1	33	44 LOCHOFF S. Yamaha 1'59.868 SP1
12	61 SOFUOGLU B. Yamaha 1'59.899 SP1	35	13 IOZZO D. Honda 2'00.103 SP1	36	28 KOOPMAN D. Yamaha 2'00.787 SP1
13	7 SETTIMO N. Honda 2'00.817 SP1	38	58 FINOCCHIARO T. Honda 2'00.960 SP1	39	10 FRAGOSO P. KTM 2'01.825 SP1
14	5 VOS R. KTM 2'02.087 SP1				

16/09/2018 Jury President

These data/results cannot be reproduced, stored and/or transmitted in whole or in part by any manner of electronic, mechanical, photocopying, recording, broadcasting or otherwise now known or herein after developed without the previous express consent by the copyright owner, except for reproduction in daily press and regular printed publications on sale to the public within 60 days of the event related to those data/results and always provided that copyright symbol appears together as follows below.

© DORNA WSBK ORGANIZATION Srl 2018



Official Fuel Supplier



FKR PERUGIA TIMING

Official Tyre Supplier



Official Timekeeper