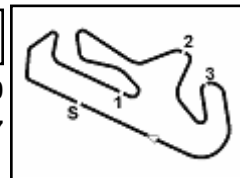




7.1
STK1000
120/07



Portimao 4.592 m

1 / 2

NOLAN Portuguese Round, 14 - 16 September 2018

Superstock 1000 - Results Race

Laps 14 = 64,288 Km - Time of Race 24'33.281 - Avg. 157,089 km/h

Pos	Race	Grid	No. Rider	Nat	Team	Bike	LL	Gap	Fastest Lap	Speed	Qualifying		Ranking		
											Time	Speed	R	Tot	Pos
1	3	2	R. TAMBURINI	ITA	Berclaz Racing Team	BMW S 1000 RR	14		1'44.396	297,7	1'44.287	296,9	25	122	2
2	1	15	F. SANDI	ITA	MOTOCORSA Racing	Ducati 1199 Panigale R	14	2.584	1'44.508	292,9	1'43.901	302,7	20	92	4
3	2	28	M. REITERBERGER	GER	alpha Racing-Van Zon-BMW	BMW S 1000 RR	14	3.443	1'44.657	298,5	1'44.017	301,8	16	140	1
4	5	21	F. MARINO	FRA	URBIS Yamaha Motoxrcing STK Team	Yamaha YZF R1	14	4.127	1'44.753	299,3	1'44.692	305,2	13	80	5
5	4	7	M. SCHEIB	CHI	Aprilia Racing Team	Aprilia RSV4 RF	14	11.763	1'45.084	302,7	1'44.668	299,3	11	121	3
6	8	52	A. DELBIANCO	ITA	GULF ALTHEA BMW Racing Team	BMW S 1000 RR	14	20.807	1'45.490	297,7	1'45.370	298,5	10	45	8
7	6	23	L. SALVADORI	ITA	Berclaz Racing Team	BMW S 1000 RR	14	22.381	1'45.458	295,3	1'45.321	296,9	9	35	10
8	9	16	G. RUIU	ITA	Team Pedercini Racing	Kawasaki ZX-10RR	14	22.390	1'46.029	295,3	1'45.844	294,5	8	42	9
9	11	45	J. BUEHN	GER	alpha Racing-Van Zon-BMW	BMW S 1000 RR	14	33.626	1'46.495	285,9	1'46.140	292,9	7	28	11
10	13	59	A. SCHACHT	DEN	EAB SCHACHT Racing Team	Ducati 1199 Panigale R	14	37.570	1'46.879	283,7	1'46.926	285,2	6	11	16
11	10	77	T. ALBERTO	PHI	MOTOCORSA Racing	Ducati 1199 Panigale R	14	37.704	1'46.828	292,9	1'46.074	295,3	5	19	14
12	12	6	E. PUSCEDDU	ITA	D.K. Racing	BMW S 1000 RR	14	49.938	1'46.404	295,3	1'46.522	296,9	4	11	17
13	14	46	M. CUDEVILLE	FRA	Flembbo Leader Team	Kawasaki ZX-10RR	14	1'00.748	1'48.385	286,7	1'47.502	285,2	3	7	22
14	16	33	A. YUDHISTIRA	INA	C.M. Racing	Kawasaki ZX-10RR	14	1'00.843	1'48.071	294,5	1'47.816	296,9	2	2	27
15	17	17	L. DE ULACIA	ESP	Kawasaki PALMETO PL Racing	Kawasaki ZX-10RR	14	1'14.680	1'49.794	283,7	1'49.270	284,4	1	1	30
-----Not Classified-----															
RET	7	70	L. VITALI	ITA	Aprilia Racing Team	Aprilia RSV4 RF	13	1 Lap	1'45.091	298,5	1'45.350	297,7		59	6
RET	15	31	V. SUCHET	SUI	Flembbo Leader Team	Kawasaki ZX-10RR	5	9 Laps	1'48.307	283,7	1'47.743	284,4		6	23

AIR	Humidity:	57%	Temp:	27°C
TRACK	Condition:	Dry	Temp:	35°C

Records	Pole (QP)	2018	F.Sandi	1'43.901	159,11 Km/h
	Race (RC)	2017	T.Razgattioglu	1'44.789	157,76 Km/h
	Circuit (QP)	2018	F.Sandi	1'43.901	159,11 Km/h
Race Fastest Lap	(New Record)	Lap 3	R.Tamburini	1'44.396	158,35 Km/h

LAP LEADERS				
No. Rider	From	To	Laps	Total
28 M. REITERBERGER	1	3	3	3
15 F. SANDI	4	7	4	4
2 R. TAMBURINI	8	14	7	7

TOTAL LEADER LAPS	
No. Rider	Laps
28 M. REITERBERGER	54
7 M. SCHEIB	24
2 R. TAMBURINI	7
11 M. FERRARI	6
15 F. SANDI	6

Start 11:46 End 12:12 The results are provisional until the end of the time limit for protests and appeals and the completion of the technical checks.

16/09/2018
These data/results cannot be reproduced, stored and/or transmitted in whole or in part by any manner of electronic, mechanical, photocopying, recording, broadcasting or otherwise now known or herein after developed without the previous express consent by the copyright owner, except for reproduction in daily press and regular printed publications on sale to the public within 60 days of the event related to those data/results and always provided that copyright symbol appears together as follows below.

© DORNA WSBK ORGANIZATION Srl 2018

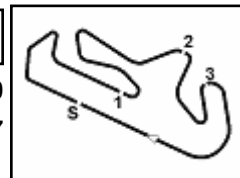
FIKR PERUGIA TIMING



Official Tyre Supplier



Official Timekeeper



NOLAN Portuguese Round, 14 - 16 September 2018

Superstock 1000 - Results Race

Race Highlights

Time	No. Rider	Description
11.42.58		Warm-up Lap Start
11.43.44	6 Pusceddu	Will start from Pit Lane (exceeding engine allocation)
11.46.29		Start
11.47.23		No Jump Start
11.49.47		New Lap Record
11.56.35	31 Suchet	Crashed - Turn 11
11.57.09	31 Suchet	Out
12.10.51	70 Vitali	Crashed - Turn 14
12.11.29		STK1000 Winning Manufacturer: BMW
12.12.03		End Of Session

Start End The results are provisional until the end of the time limit for protests and appeals and the completion of the technical checks.

16/09/2018 11:46 12:12

These data/results cannot be reproduced, stored and/or transmitted in whole or in part by any manner of electronic, mechanical, photocopying, recording, broadcasting or otherwise now known or herein after developed without the previous express consent by the copyright owner, except for reproduction in daily press and regular printed publications on sale to the public within 60 days of the event related to those data/results and always provided that copyright symbol appears together as follows below.

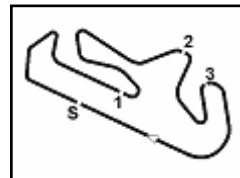
© DORNA WSBK ORGANIZATION Srl 2018





7.2

STK1000
120/07



Portimao 4.592 m

1 / 3

NOLAN Portuguese Round, 14 - 16 September 2018

Superstock 1000 - Lap Chart Race

		Lap													
	1	2	3	4	5	6	7	8	9	10	11	12	13	14	
1	28	28	28	15	15	15	15	2	2	2	2	2	2	2	2
2	15	15	15	28	2	2	2	15	15	15	15	15	15	15	15
3	2	2	2	2	28	28	28	28	21	21	21	21	28	28	28
4	21	21	21	21	21	21	21	21	28	28	28	28	21	21	21
5	7	7	7	7	7	7	7	7	7	7	7	7	7	7	7
6	70	70	70	70	70	70	70	70	70	70	70	70	70	70	52
7	23	23	23	23	23	52	52	52	52	52	52	52	52	52	23
8	16	16	52	52	52	23	23	23	23	23	23	23	23	23	16
9	52	52	16	16	16	16	16	16	16	16	16	16	16	16	45
10	59	59	59	59	59	59	59	45	45	45	45	45	45	45	59
11	77	77	77	77	77	77	45	59	59	59	59	77	77	77	77
12	46	45	45	45	45	45	77	77	77	77	77	59	59	6	6
13	31	31	31	31	31	6	6	6	6	6	6	6	6	6	46
14	45	33	33	6	6	33	33	33	33	33	33	33	33	33	33
15	33	46	46	33	33	46	46	46	46	46	46	46	46	46	17
16	17	17	6	46	46	17	17	17	17	17	17	17	17	17	
17	6	6	17	17	17										

Final Result		
1	2 R. TAMBURINI	Laps 14
2	15 F. SANDI	2.584
3	28 M. REITERBERGER	3.443
4	21 F. MARINO	4.127
5	7 M. SCHEIB	11.763
6	52 A. DELBIANCO	20.807
7	23 L. SALVADORI	22.381
8	16 G. RUIU	22.390
9	45 J. BUEHN	33.626
10	59 A. SCHACHT	37.570
11	77 T. ALBERTO	37.704
12	6 E. PUSCEDDU	49.938
13	46 M. CUDEVILLE	1'00.748
14	33 A. YUDHISTIRA	1'00.843
15	17 L. DE ULACIA	1'14.680
RET	70 L. VITALI	1 Lap
RET	31 V. SUCHET	9 Laps

16/09/2018

These data/results cannot be reproduced, stored and/or transmitted in whole or in part by any manner of electronic, mechanical, photocopying, recording, broadcasting or otherwise now known or herein after developed without the previous express consent by the copyright owner, except for reproduction in daily press and regular printed publications on sale to the public within 60 days of the event related to those data/results and always provided that copyright symbol appears together as follows below.

© DORNA WSBK ORGANIZATION Srl 2018

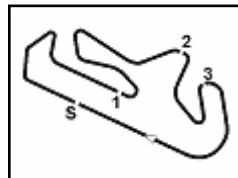
FCR PERIGIA TIMING



Official Tyre Supplier



Official Timekeeper


NOLAN Portuguese Round, 14 - 16 September 2018
Superstock 1000 - Lap Chart Race

Lap 1		
1	28 M.Reiterberger	11:47'42.810
2	15 F.Sandi	0.320
3	2 R.Tamburini	0.953
4	21 F.Marino	1.462
5	7 M.Scheib	1.666
6	70 L.Vitali	2.159
7	23 L.Salvadori	2.333
8	16 G.Ruiu	3.085
9	52 A.Delbianco	3.191
10	59 A.Schacht	4.499
11	77 T.Alberto	5.331
12	46 M.Cudeville	6.450
13	31 V.Suchet	6.494
14	45 J.Buehn	6.553
15	33 A.Yudhistira	6.815
16	17 L.De Ulacia	7.845
17	6 E.Pusceddu	11.966

Lap 2		
1	28 M.Reiterberger	11:49'27.467
2	15 F.Sandi	0.171
3	2 R.Tamburini	1.005
4	21 F.Marino	1.767
5	7 M.Scheib	2.324
6	70 L.Vitali	2.593
7	23 L.Salvadori	3.134
8	16 G.Ruiu	4.457
9	52 A.Delbianco	4.516
10	59 A.Schacht	6.721
11	77 T.Alberto	7.786
12	45 J.Buehn	8.791
13	31 V.Suchet	10.409
14	33 A.Yudhistira	10.831
15	46 M.Cudeville	11.462
16	17 L.De Ulacia	12.983
17	6 E.Pusceddu	13.713

Lap 3		
1	28 M.Reiterberger	11:51'12.221
2	15 F.Sandi	0.054
3	2 R.Tamburini	0.647
4	21 F.Marino	1.986
5	7 M.Scheib	2.654
6	70 L.Vitali	3.084
7	23 L.Salvadori	4.008
8	52 A.Delbianco	5.252
9	16 G.Ruiu	6.071
10	59 A.Schacht	9.139
11	77 T.Alberto	10.071
12	45 J.Buehn	11.056
13	31 V.Suchet	13.973
14	33 A.Yudhistira	14.148
15	46 M.Cudeville	15.240
16	6 E.Pusceddu	15.779
17	17 L.De Ulacia	18.690

Lap 4		
1	15 F.Sandi	11:52'57.100
2	28 M.Reiterberger	0.717
3	2 R.Tamburini	0.842
4	21 F.Marino	1.860
5	7 M.Scheib	3.036
6	70 L.Vitali	3.576
7	23 L.Salvadori	5.502
8	52 A.Delbianco	6.120
9	16 G.Ruiu	7.359
10	59 A.Schacht	11.546
11	77 T.Alberto	12.020
12	45 J.Buehn	13.181
13	31 V.Suchet	17.544
14	6 E.Pusceddu	19.440
15	33 A.Yudhistira	19.521
16	46 M.Cudeville	20.321

Lap 5		
1	15 F.Sandi	11:54'41.718
2	2 R.Tamburini	0.680
3	28 M.Reiterberger	1.468
4	21 F.Marino	2.475
5	7 M.Scheib	3.872
6	70 L.Vitali	4.158
7	23 L.Salvadori	7.155
8	52 A.Delbianco	7.298
9	16 G.Ruiu	9.372
10	59 A.Schacht	14.536
11	77 T.Alberto	14.595
12	45 J.Buehn	15.644
13	31 V.Suchet	21.233
14	6 E.Pusceddu	21.313
15	33 A.Yudhistira	23.629
16	46 M.Cudeville	24.088
17	17 L.De Ulacia	29.271

Lap 6		
1	15 F.Sandi	11:56'26.952
2	2 R.Tamburini	0.429
3	28 M.Reiterberger	1.587
4	21 F.Marino	2.413
5	7 M.Scheib	4.411
6	70 L.Vitali	4.721
7	52 A.Delbianco	8.224
8	23 L.Salvadori	8.380
9	16 G.Ruiu	10.649
10	59 A.Schacht	17.914
11	77 T.Alberto	17.999
12	45 J.Buehn	18.054
13	6 E.Pusceddu	23.261
14	33 A.Yudhistira	26.900
15	46 M.Cudeville	27.501
16	17 L.De Ulacia	33.918

Lap 7		
1	15 F.Sandi	11:58'12.204
2	2 R.Tamburini	0.234
3	28 M.Reiterberger	1.693
4	21 F.Marino	2.339
5	7 M.Scheib	5.241
6	70 L.Vitali	5.481
7	52 A.Delbianco	9.598
8	23 L.Salvadori	9.780
9	16 G.Ruiu	12.075
10	59 A.Schacht	20.830
11	45 J.Buehn	20.888
12	77 T.Alberto	21.092
13	6 E.Pusceddu	25.800
14	33 A.Yudhistira	30.062
15	46 M.Cudeville	31.454
16	17 L.De Ulacia	38.879

Lap 8		
1	2 R.Tamburini	11:59'57.389
2	15 F.Sandi	0.375
3	28 M.Reiterberger	1.528
4	21 F.Marino	2.167
5	7 M.Scheib	6.351
6	70 L.Vitali	6.884
7	52 A.Delbianco	10.767
8	23 L.Salvadori	10.960
9	16 G.Ruiu	13.395
10	45 J.Buehn	22.198
11	59 A.Schacht	23.239
12	77 T.Alberto	23.497
13	6 E.Pusceddu	28.007
14	33 A.Yudhistira	34.607
15	46 M.Cudeville	35.895
16	17 L.De Ulacia	44.146

Lap 9		
1	2 R.Tamburini	12:01'42.561
2	15 F.Sandi	0.478
3	21 F.Marino	2.532
4	28 M.Reiterberger	2.847
5	7 M.Scheib	7.487
6	70 L.Vitali	7.872
7	52 A.Delbianco	12.364
8	23 L.Salvadori	12.444
9	16 G.Ruiu	15.490
10	45 J.Buehn	23.790
11	59 A.Schacht	25.741
12	77 T.Alberto	26.307
13	6 E.Pusceddu	30.922
14	33 A.Yudhistira	38.846
15	46 M.Cudeville	40.247
16	17 L.De Ulacia	48.768

Lap 10		
1	2 R.Tamburini	12:03'27.700
2	15 F.Sandi	0.595
3	21 F.Marino	2.960
4	28 M.Reiterberger	3.535
5	7 M.Scheib	8.324
6	70 L.Vitali	8.530
7	52 A.Delbianco	13.774
8	23 L.Salvadori	14.137
9	16 G.Ruiu	17.322
10	45 J.Buehn	25.749
11	59 A.Schacht	28.319
12	77 T.Alberto	28.733
13	6 E.Pusceddu	35.024
14	33 A.Yudhistira	42.882
15	46 M.Cudeville	43.810
16	17 L.De Ulacia	54.088

Lap 11		
1	2 R.Tamburini	12:05'13.383
2	15 F.Sandi	0.866
3	21 F.Marino	3.227
4	28 M.Reiterberger	3.588
5	7 M.Scheib	9.005
6	70 L.Vitali	9.125
7	52 A.Delbianco	15.678
8	23 L.Salvadori	15.732
9	16 G.Ruiu	19.094
10	45 J.Buehn	27.384
11	59 A.Schacht	30.951
12	77 T.Alberto	31.080
13	6 E.Pusceddu	38.370
14	33 A.Yudhistira	47.250
15	46 M.Cudeville	47.558
16	17 L.De Ulacia	58.863

Lap 12		
1	2 R.Tamburini	12:06'58.805
2	15 F.Sandi	1.493
3	21 F.Marino	3.750
4	28 M.Reiterberger	3.845
5	7 M.Scheib	9.987
6	70 L.Vitali	10.204
7	52 A.Delbianco	17.508
8	23 L.Salvadori	17.711
9	16 G.Ruiu	20.836
10	45 J.Buehn	29.125
11	77 T.Alberto	32.755
12	59 A.Schacht	33.661
13	6 E.Pusceddu	41.568
14	33 A.Yudhistira	51.744
15	46 M.Cudeville	52.206
16	17 L.De Ulacia	1'04.042

Lap 13		
1	2 R.Tamburini	12:08'44.343
2	15 F.Sandi	2.077
3	28 M.Reiterberger	3.603
4	21 F.Marino	4.225
5	7 M.Scheib	10.816
6	70 L.Vitali	10.867
7	52 A.Delbianco	19.257
8	23 L.Salvadori	19.675
9	16 G.Ruiu	22.020
10	45 J.Buehn	31.489
11	77 T.Alberto	35.336
12	59 A.Schacht	35.685
13	6 E.Pusceddu	45.919
14	33 A.Yudhistira	56.460
15	46 M.Cudeville	57.037
16	17 L.De Ulacia	1'09.469

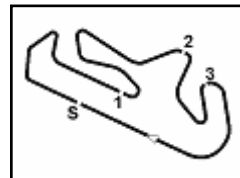
Lap 14		
1	2 R.Tamburini	12:10'30.319
2	15 F.Sandi	2.584
3	28 M.Reiterberger	3.443
4	21 F.Marino	4.127
5	7 M.Scheib	11.763
6	52 A.Delbianco	20.807
7	23 L.Salvadori	22.381
8	16 G.Ruiu	22.390
9	45 J.Buehn	33.626
10	59 A.Schacht	37.570
11	77 T.Alberto	37.704
12	6 E.Pusceddu	49.938
13	46 M.Cudeville	1'00.748
14	33 A.Yudhistira	1'00.843
15	17 L.De Ulacia	1'14.680

16/09/2018

These data/results cannot be reproduced, stored and/or transmitted in whole or in part by any manner of electronic, mechanical, photocopying, recording, broadcasting or otherwise now known or herein after developed without the previous express consent by the copyright owner, except for reproduction in daily press and regular printed publications on sale to the public within 60 days of the event related to those data/results and always provided that copyright symbol appears together as follows below.

© DORNA WSBK ORGANIZATION Srl 2018




NOLAN Portuguese Round, 14 - 16 September 2018
Superstock 1000 - Lap Chart Race
Race Pace Comparison

	2 Tam	15 San	28 Rei	21 Mar	7 Scb	52 Del	23 Sal	16 Rui	45 Bue	59 Sch	77 Alb	6 Pus	46 Cud	33 Yud
1	1'46.725	1'46.092	1'45.772	1'47.234	1'47.438	1'48.963	1'48.105	1'48.857	1'52.325	1'50.271	1'51.103	1'57.738	1'52.222	1'52.587
2	1'44.709	1'44.508	1'44.657	1'44.962	1'45.315	1'45.982	1'45.458	1'46.029	1'46.895	1'46.879	1'47.112	1'46.404	1'49.669	1'48.673
3	1'44.396	1'44.637	1'44.754	1'44.973	1'45.084	1'45.490	1'45.628	1'46.368	1'47.019	1'47.172	1'47.039	1'46.820	1'48.532	1'48.071
4	1'45.074	1'44.825	1'45.596	1'44.753	1'45.261	1'45.747	1'46.373	1'46.167	1'47.004	1'47.286	1'46.828	1'48.540	1'49.960	1'50.252
5	1'44.456	1'44.618	1'45.369	1'45.233	1'45.454	1'45.796	1'46.271	1'46.631	1'47.081	1'47.608	1'47.193	1'46.491	1'48.385	1'48.726
6	1'44.983	1'45.234	1'45.353	1'45.172	1'45.773	1'46.160	1'46.459	1'46.511	1'47.644	1'48.612	1'48.638	1'47.182	1'48.647	1'48.505
7	1'45.057	1'45.252	1'45.358	1'45.178	1'46.082	1'46.626	1'46.652	1'46.678	1'48.086	1'48.168	1'48.345	1'47.791	1'49.205	1'48.414
8	1'44.951	1'45.560	1'45.020	1'45.013	1'46.295	1'46.354	1'46.365	1'46.505	1'46.495	1'47.594	1'47.590	1'47.392	1'49.626	1'49.730
9	1'45.172	1'45.275	1'46.491	1'45.537	1'46.308	1'46.769	1'46.656	1'47.267	1'46.764	1'47.674	1'47.982	1'48.087	1'49.524	1'49.411
10	1'45.139	1'45.256	1'45.827	1'45.567	1'45.976	1'46.549	1'46.832	1'46.971	1'47.098	1'47.717	1'47.565	1'49.241	1'48.702	1'49.175
11	1'45.683	1'45.954	1'45.736	1'45.950	1'46.364	1'47.587	1'47.278	1'47.455	1'47.318	1'48.315	1'48.030	1'49.029	1'49.431	1'50.051
12	1'45.422	1'46.049	1'45.679	1'45.945	1'46.404	1'47.252	1'47.401	1'47.164	1'47.163	1'48.132	1'47.097	1'48.620	1'50.070	1'49.916
13	1'45.538	1'46.122	1'45.296	1'46.013	1'46.367	1'47.287	1'47.502	1'46.722	1'47.902	1'47.562	1'48.119	1'49.889	1'50.369	1'50.254
14	1'45.976	1'46.483	1'45.816	1'45.878	1'46.923	1'47.526	1'48.682	1'46.346	1'48.113	1'47.861	1'48.344	1'49.995	1'49.687	1'50.359

	17 DeU	70 Vit	31 Suc
1	1'53.617	1'47.931	1'52.266
2	1'49.795	1'45.091	1'48.572
3	1'50.461	1'45.245	1'48.318
4	1'50.030	1'45.371	1'48.450
5	1'50.048	1'45.200	1'48.307
6	1'49.881	1'45.797	
7	1'50.213	1'46.012	
8	1'50.452	1'46.588	
9	1'49.794	1'46.160	
10	1'50.459	1'45.797	
11	1'50.458	1'46.278	
12	1'50.601	1'46.501	
13	1'50.965	1'46.201	
14	1'51.187		

16/09/2018

These data/results cannot be reproduced, stored and/or transmitted in whole or in part by any manner of electronic, mechanical, photocopying, recording, broadcasting or otherwise now known or herein after developed without the previous express consent by the copyright owner, except for reproduction in daily press and regular printed publications on sale to the public within 60 days of the event related to those data/results and always provided that copyright symbol appears together as follows below.

© DORNA WSBK ORGANIZATION Srl 2018

FCR PERUGIA TIMING


Official Tyre Supplier



Official Timekeeper

NOLAN Portuguese Round, 14 - 16 September 2018

Superstock 1000 - Best Sector & Speed Race

RESULTS

1	2 R. TAMBURINI	BMW S 1000 RR	Laps 14
2	15 F. SANDI	Ducati 1199 Panigale R	2.584
3	28 M. REITERBERGER	BMW S 1000 RR	3.443
4	21 F. MARINO	Yamaha YZF R1	4.127
5	7 M. SCHEIB	Aprilia RSV4 RF	11.763
6	52 A. DELBIANCO	BMW S 1000 RR	20.807
7	23 L. SALVADORI	BMW S 1000 RR	22.381
8	16 G. RUIU	Kawasaki ZX-10RR	22.390
9	45 J. BUEHN	BMW S 1000 RR	33.626
10	59 A. SCHACHT	Ducati 1199 Panigale R	37.570
11	77 T. ALBERTO	Ducati 1199 Panigale R	37.704
12	6 E. PUSCEDDU	BMW S 1000 RR	49.938
13	46 M. CUDEVILLE	Kawasaki ZX-10RR	1'00.748
14	33 A. YUDHISTIRA	Kawasaki ZX-10RR	1'00.843
15	17 L. DE ULACIA	Kawasaki ZX-10RR	1'14.680
RET	70 L. VITALI	Aprilia RSV4 RF	1 Lap
RET	31 V. SUCHET	Kawasaki ZX-10RR	9 Laps

SPEED

1	7 M. SCHEIB	Aprilia RSV4 RF	302,7
2	21 F. MARINO	Yamaha YZF R1	299,3
3	28 M. REITERBERGER	BMW S 1000 RR	298,5
4	70 L. VITALI	Aprilia RSV4 RF	298,5
5	52 A. DELBIANCO	BMW S 1000 RR	297,7
6	2 R. TAMBURINI	BMW S 1000 RR	297,7
7	6 E. PUSCEDDU	BMW S 1000 RR	295,3
8	23 L. SALVADORI	BMW S 1000 RR	295,3
9	16 G. RUIU	Kawasaki ZX-10RR	295,3
10	33 A. YUDHISTIRA	Kawasaki ZX-10RR	294,5
11	15 F. SANDI	Ducati 1199 Panigale R	292,9
12	77 T. ALBERTO	Ducati 1199 Panigale R	292,9
13	46 M. CUDEVILLE	Kawasaki ZX-10RR	286,7
14	45 J. BUEHN	BMW S 1000 RR	285,9
15	17 L. DE ULACIA	Kawasaki ZX-10RR	283,7
16	31 V. SUCHET	Kawasaki ZX-10RR	283,7
17	59 A. SCHACHT	Ducati 1199 Panigale R	283,7

SEG. 1

1	52 A. DELBIANCO	32.941
2	2 R. TAMBURINI	32.981
3	21 F. MARINO	33.007
4	15 F. SANDI	33.059
5	28 M. REITERBERGER	33.150
6	70 L. VITALI	33.244
7	7 M. SCHEIB	33.265
8	23 L. SALVADORI	33.523
9	16 G. RUIU	33.530
10	77 T. ALBERTO	33.601
11	6 E. PUSCEDDU	33.638
12	45 J. BUEHN	33.805
13	59 A. SCHACHT	33.956
14	33 A. YUDHISTIRA	34.218
15	31 V. SUCHET	34.283
16	46 M. CUDEVILLE	34.398
17	17 L. DE ULACIA	34.601

SEG. 2

1	15 F. SANDI	31.152
2	2 R. TAMBURINI	31.159
3	28 M. REITERBERGER	31.186
4	21 F. MARINO	31.208
5	23 L. SALVADORI	31.336
6	7 M. SCHEIB	31.376
7	52 A. DELBIANCO	31.394
8	70 L. VITALI	31.400
9	16 G. RUIU	31.541
10	59 A. SCHACHT	31.692
11	45 J. BUEHN	31.795
12	6 E. PUSCEDDU	31.849
13	77 T. ALBERTO	31.946
14	31 V. SUCHET	32.023
15	46 M. CUDEVILLE	32.316
16	33 A. YUDHISTIRA	32.388
17	17 L. DE ULACIA	32.878

SEG. 3

1	28 M. REITERBERGER	20.598
2	15 F. SANDI	20.679
3	2 R. TAMBURINI	20.693
4	7 M. SCHEIB	20.759
5	21 F. MARINO	20.779
6	70 L. VITALI	20.797
7	23 L. SALVADORI	20.916
8	52 A. DELBIANCO	20.973
9	6 E. PUSCEDDU	21.062
10	16 G. RUIU	21.153
11	77 T. ALBERTO	21.218
12	45 J. BUEHN	21.247
13	59 A. SCHACHT	21.261
14	33 A. YUDHISTIRA	21.356
15	46 M. CUDEVILLE	21.360
16	31 V. SUCHET	21.462
17	17 L. DE ULACIA	21.539

SEG. 4

1	7 M. SCHEIB	19.349
2	2 R. TAMBURINI	19.397
3	23 L. SALVADORI	19.402
4	15 F. SANDI	19.413
5	70 L. VITALI	19.414
6	21 F. MARINO	19.434
7	52 A. DELBIANCO	19.447
8	28 M. REITERBERGER	19.517
9	45 J. BUEHN	19.528
10	77 T. ALBERTO	19.571
11	16 G. RUIU	19.583
12	33 A. YUDHISTIRA	19.602
13	6 E. PUSCEDDU	19.705
14	59 A. SCHACHT	19.788
15	31 V. SUCHET	19.923
16	17 L. DE ULACIA	20.057
17	46 M. CUDEVILLE	20.067

16/09/2018

These data/results cannot be reproduced, stored and/or transmitted in whole or in part by any manner of electronic, mechanical, photocopying, recording, broadcasting or otherwise now known or herein after developed without the previous express consent by the copyright owner, except for reproduction in daily press and regular printed publications on sale to the public within 60 days of the event related to those data/results and always provided that copyright symbol appears together as follows below.

© DORNA WSBK ORGANIZATION Srl 2018

FICR PERUGIA TIMING



Official Tyre Supplier

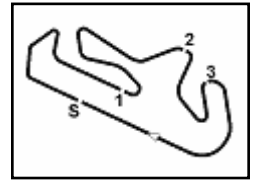


Official Timekeeper



7.4

STK1000
120/07



Portimao 4.592 m

NOLAN Portuguese Round, 14 - 16 September 2018

Superstock 1000 - Chronological Analysis Race

Start at 11:45'57.038

1 / 3

1° 2 R. TAMBURINI (1'44.396)							
Lap	Seg.1	Seg.2	Seg.3	Seg.4	Lap Time	km/h	Local Time
1		31.325	20.789	19.470	1'46.725		11:47'43.763
2	32.981	31.566	20.765	19.397	1'44.709	294,5	11:49'28.472
3	32.984	31.159	20.768	19.485	1'44.396	297,7	11:51'12.868
4	33.196	31.444	20.901	19.533	1'45.074	289,0	11:52'57.942
5	33.045	31.254	20.693	19.464	1'44.456	292,9	11:54'42.398
6	33.186	31.316	20.919	19.562	1'44.983	287,4	11:56'27.381
7	33.363	31.270	20.901	19.523	1'45.057	290,5	11:58'12.438
8	33.215	31.369	20.817	19.550	1'44.951	289,7	11:59'57.389
9	33.213	31.353	20.849	19.757	1'45.172	296,1	12:01'42.561
10	33.195	31.360	20.840	19.744	1'45.139	292,9	12:03'27.700
11	33.483	31.382	20.918	19.900	1'45.683	292,9	12:05'13.383
12	33.349	31.401	20.918	19.754	1'45.422	293,7	12:06'58.805
13	33.355	31.484	20.936	19.763	1'45.538	295,3	12:08'44.343
14	33.484	31.588	20.980	19.924	1'45.976	289,3	12:10'30.319
Race Time 24'33.281							

12	33.417	31.734	21.006	19.788	1'45.945	298,5	12:07'02.555
13	33.482	31.750	20.973	19.808	1'46.013	287,4	12:08'48.568
14	33.488	31.605	21.043	19.742	1'45.878	285,9	12:10'34.446
Race Time 24'37.408							

2° 15 F. SANDI (1'44.508)							
Lap	Seg.1	Seg.2	Seg.3	Seg.4	Lap Time	km/h	Local Time
1		31.253	20.766	19.424	1'46.092		11:47'43.130
2	33.059	31.350	20.686	19.413	1'44.508	290,5	11:49'27.638
3	33.259	31.220	20.716	19.442	1'44.637	282,9	11:51'12.275
4	33.192	31.271	20.679	19.683	1'44.825	290,5	11:52'57.100
5	33.155	31.152	20.728	19.583	1'44.618	292,9	11:54'41.718
6	33.183	31.348	21.078	19.625	1'45.234	291,3	11:56'26.952
7	33.463	31.200	20.854	19.735	1'45.252	288,2	11:58'12.204
8	33.726	31.269	20.971	19.594	1'45.560	290,5	11:59'57.764
9	33.239	31.429	21.003	19.604	1'45.275	288,2	12:01'43.039
10	33.274	31.286	20.901	19.795	1'45.256	284,4	12:03'28.295
11	33.528	31.547	21.051	19.828	1'45.954	288,2	12:05'14.249
12	33.576	31.613	21.033	19.827	1'46.049	292,9	12:07'00.298
13	33.550	31.759	21.013	19.800	1'46.122	288,2	12:08'46.420
14	33.551	31.856	21.366	19.710	1'46.483	289,7	12:10'32.903
Race Time 24'35.865							

5° 7 M. SCHEIB (1'45.084)							
Lap	Seg.1	Seg.2	Seg.3	Seg.4	Lap Time	km/h	Local Time
1		31.607	20.804	19.349	1'47.438		11:47'44.476
2	33.453	31.493	20.906	19.463	1'45.315	299,3	11:49'29.791
3	33.265	31.376	20.759	19.684	1'45.084	296,9	11:51'14.875
4	33.319	31.427	20.870	19.645	1'45.261	302,7	11:53'00.136
5	33.470	31.409	20.948	19.627	1'45.454	292,9	11:54'45.590
6	33.409	31.643	21.066	19.655	1'45.773	297,7	11:56'31.363
7	33.668	31.579	21.017	19.818	1'46.082	290,5	11:58'17.445
8	33.517	31.970	21.049	19.759	1'46.295	293,7	12:00'03.740
9	33.571	31.780	21.120	19.837	1'46.308	292,9	12:01'50.048
10	33.369	31.661	21.061	19.885	1'45.976	296,1	12:03'36.024
11	33.529	31.736	21.173	19.926	1'46.364	296,9	12:05'22.388
12	33.596	31.663	21.351	19.794	1'46.404	296,9	12:07'08.792
13	33.524	31.836	21.139	19.868	1'46.367	293,7	12:08'55.159
14	33.986	31.896	21.164	19.877	1'46.923	292,9	12:10'42.082
Race Time 24'45.044							

3° 28 M. REITERBERGER (1'44.657)							
Lap	Seg.1	Seg.2	Seg.3	Seg.4	Lap Time	km/h	Local Time
1		31.453	20.635	19.517	1'45.772		11:47'42.810
2	33.150	31.357	20.598	19.552	1'44.657	295,3	11:49'27.467
3	33.216	31.243	20.736	19.559	1'44.754	293,7	11:51'12.221
4	33.654	31.483	20.814	19.645	1'45.596	282,9	11:52'57.817
5	33.468	31.267	21.038	19.596	1'45.369	293,7	11:54'43.186
6	33.296	31.186	21.349	19.522	1'45.353	292,9	11:56'28.539
7	33.302	31.530	21.002	19.524	1'45.358	295,3	11:58'13.897
8	33.160	31.470	20.873	19.517	1'45.020	298,5	11:59'58.917
9	33.571	32.040	21.175	19.705	1'46.491	297,7	12:01'45.408
10	33.313	31.420	21.329	19.765	1'45.827	289,0	12:03'31.235
11	33.270	31.647	21.008	19.811	1'45.736	296,9	12:05'16.971
12	33.670	31.441	20.934	19.634	1'45.679	294,5	12:07'02.650
13	33.260	31.523	20.879	19.634	1'45.296	294,5	12:08'47.946
14	33.324	31.704	20.957	19.831	1'45.816	294,5	12:10'33.762
Race Time 24'36.724							

6° 52 A. DELBIANCO (1'45.490)							
Lap	Seg.1	Seg.2	Seg.3	Seg.4	Lap Time	km/h	Local Time
1		32.122	21.195	19.450	1'48.963		11:47'46.001
2	33.809	31.578	21.148	19.447	1'45.982	297,7	11:49'31.983
3	33.558	31.394	20.973	19.565	1'45.490	296,1	11:51'17.473
4	32.941	32.128	21.067	19.611	1'45.747	294,5	11:53'03.220
5	33.393	31.640	21.220	19.543	1'45.796	285,9	11:54'49.016
6	33.460	31.735	21.195	19.770	1'46.160	285,9	11:56'35.176
7	33.670	31.825	21.271	19.860	1'46.626	289,7	11:58'21.802
8	33.370	31.935	21.257	19.792	1'46.354	289,0	12:00'08.156
9	33.520	32.067	21.317	19.865	1'46.769	293,7	12:01'54.925
10	33.351	31.938	21.383	19.877	1'46.549	293,7	12:03'41.474
11	33.879	32.247	21.484	19.977	1'47.587	284,4	12:05'29.061
12	33.727	32.266	21.409	19.850	1'47.252	292,1	12:07'16.313
13	33.842	32.160	21.486	19.799	1'47.287	284,4	12:09'03.600
14	33.848	32.212	21.595	19.871	1'47.526	281,5	12:10'51.126
Race Time 24'54.088							

4° 21 F. MARINO (1'44.753)							
Lap	Seg.1	Seg.2	Seg.3	Seg.4	Lap Time	km/h	Local Time
1		31.537	20.779	19.457	1'47.234		11:47'44.272
2	33.379	31.352	20.797	19.434	1'44.962	296,1	11:49'29.234
3	33.144	31.258	20.911	19.660	1'44.973	292,9	11:51'14.207
4	33.007	31.288	20.908	19.550	1'44.753	298,5	11:52'58.960
5	33.306	31.489	20.850	19.588	1'45.233	296,9	11:54'44.193
6	33.259	31.322	21.018	19.573	1'45.172	294,5	11:56'29.365
7	33.141	31.411	20.906	19.720	1'45.178	294,5	11:58'14.543
8	33.225	31.208	20.894	19.686	1'45.013	296,1	11:59'59.556
9	33.342	31.476	20.930	19.789	1'45.537	293,7	12:01'45.093
10	33.323	31.465	20.962	19.817	1'45.567	296,1	12:03'30.660
11	33.444	31.524	21.050	19.932	1'45.950	299,3	12:05'16.610

7° 23 L. SALVADORI (1'45.458)							
Lap	Seg.1	Seg.2	Seg.3	Seg.4	Lap Time	km/h	Local Time
1		31.945	20.916	19.402	1'48.105		11:47'45.143
2	33.541	31.336	21.019	19.562	1'45.458	280,7	11:49'30.601
3	33.523	31.431	20.970	19.704	1'45.628	286,7	11:51'16.229
4	33.580	31.728	21.218	19.847	1'46.373	295,3	11:53'02.602
5	33.758	31.666	21.202	19.645	1'46.271	293,7	11:54'48.873
6	33.947	31.711	21.215	19.586	1'46.459	282,2	11:56'35.332
7	33.713	32.046	21.182	19.711	1'46.652	284,4	11:58'21.984
8	33.705	31.685	21.324	19.651	1'46.365	289,7	12:00'08.349
9	33.720	31.902	21.284	19.750	1'46.656	285,9	12:01'55.005
10	33.777	31.880	21.177	19.998	1'46.832	289,0	12:03'41.837
11	33.968	32.038	21.378	19.894	1'47.278	285,9	12:05'29.115
12	34.031	32.123	21.449	19.798	1'47.401	292,1	12:07'16.516
13	34.032	32.073	21.523	19.874	1'47.502	287,4	12:09'04.018
14	34.330	32.596	21.650	20.106	1'48.682	280,0	12:10'52.700
Race Time 24'55.662							

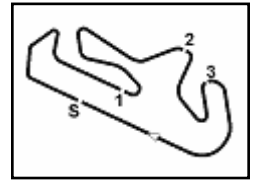
16/09/2018 P = Pits In/Out - C = Lap Time Cancelled

8° 16 G. RUIU (1'46.029)							
Lap	Seg.1	Seg.2	Seg.3	Seg.4	Lap Time	km/h	Local Time
1		31.976	21.247	19.583	1'48.857		11:47'45.895
2	33.698	31.552	21.153	19.626	1'46.029	288,2	11:49'31.924
3	33.770	31.570	21.304	19.724	1'46.368	291,3	11:51'18.292
4	33.530	31.541	21.294	19.802	1'46.167	292,9	11:53'04.459
5	33.776	31.864	21.261	19.730	1'46.631	286,7	11:54'51.090
6	33.662	31.612	21.448	19.789	1'46.511	295,3	11:56'37.601
7	33.719	31.882	21.268	19.809	1'46.678	291,3	11:58'24.279

These data/results cannot be reproduced, stored and/or transmitted in whole or in part by any manner of electronic, mechanical, photocopying, recording, broadcasting or otherwise now known or herein after developed without the previous express consent by the copyright owner, except for reproduction in daily press and regular printed publications on sale to the public within 60 days of the event related to those data/results and always provided that copyright symbol appears together as follows below.

© DORNA WSBK ORGANIZATION Srl 2018

FICR PERUGIA TIMING



NOLAN Portuguese Round, 14 - 16 September 2018

Superstock 1000 - Chronological Analysis Race

Portimao 4.592 m

Start at 11:45'57.038

2 / 3

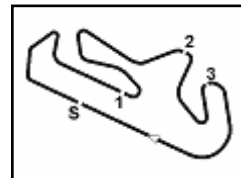
Lap	Seg.1	Seg.2	Seg.3	Seg.4	Lap Time	km/h	Local Time
8	33.755	31.703	21.282	19.765	1'46.505	288,2	12:00'10.784
9	33.700	32.325	21.352	19.890	1'47.267	295,3	12:01'58.051
10	33.817	31.884	21.380	19.890	1'46.971	292,9	12:03'45.022
11	34.030	32.057	21.494	19.874	1'47.455	289,7	12:05'32.477
12	33.917	32.046	21.347	19.854	1'47.164	294,5	12:07'19.641
13	33.756	31.931	21.201	19.834	1'46.722	293,7	12:09'06.363
14	33.673	31.692	21.326	19.655	1'46.346	292,9	12:10'52.709
Race Time 24'55.671							
9° 45 J. BUEHN (1'46.495)							
Lap	Seg.1	Seg.2	Seg.3	Seg.4	Lap Time	km/h	Local Time
1		33.260	21.820	19.673	1'52.325		11:47'49.363
2	34.232	31.849	21.286	19.528	1'46.895	282,2	11:49'36.258
3	34.269	31.878	21.312	19.560	1'47.019	276,4	11:51'23.277
4	34.066	32.044	21.327	19.567	1'47.004	279,3	11:53'10.281
5	33.996	32.019	21.515	19.551	1'47.081	280,7	11:54'57.362
6	34.147	32.158	21.665	19.674	1'47.644	266,2	11:56'45.006
7	34.359	32.352	21.558	19.817	1'48.086	263,7	11:58'33.092
8	33.876	31.795	21.247	19.577	1'46.495	277,1	12:00'19.587
9	33.805	32.115	21.272	19.572	1'46.764	283,7	12:02'06.351
10	33.843	32.152	21.382	19.721	1'47.098	280,7	12:03'53.449
11	34.023	32.275	21.251	19.769	1'47.318	285,9	12:05'40.767
12	33.895	32.121	21.488	19.659	1'47.163	285,9	12:07'27.930
13	34.269	32.372	21.451	19.810	1'47.902	279,3	12:09'15.832
14	34.134	32.558	21.659	19.762	1'48.113	275,7	12:11'03.945
Race Time 25'06.907							
10° 59 A. SCHACHT (1'46.879)							
Lap	Seg.1	Seg.2	Seg.3	Seg.4	Lap Time	km/h	Local Time
1		32.283	21.412	19.878	1'50.271		11:47'47.309
2	34.135	31.692	21.264	19.788	1'46.879	277,1	11:49'34.188
3	34.010	31.918	21.261	19.983	1'47.172	278,6	11:51'21.360
4	34.016	31.950	21.321	19.999	1'47.286	281,5	11:53'08.646
5	34.136	32.087	21.367	20.018	1'47.608	283,7	11:54'56.254
6	34.551	32.327	21.636	20.098	1'48.612	269,6	11:56'44.866
7	34.370	32.284	21.486	20.028	1'48.168	272,3	11:58'33.034
8	34.405	31.860	21.413	19.916	1'47.594	270,2	12:00'20.628
9	34.458	31.975	21.269	19.972	1'47.674	270,2	12:02'08.302
10	34.173	32.041	21.429	20.074	1'47.717	276,4	12:03'56.019
11	34.272	32.224	21.676	20.143	1'48.315	280,7	12:05'44.334
12	34.367	32.103	21.507	20.155	1'48.132	270,9	12:07'32.466
13	34.152	32.110	21.322	19.978	1'47.562	274,3	12:09'20.028
14	33.956	31.918	21.991	19.996	1'47.861	281,5	12:11'07.889
Race Time 25'10.851							
11° 77 T. ALBERTO (1'46.828)							
Lap	Seg.1	Seg.2	Seg.3	Seg.4	Lap Time	km/h	Local Time
1		32.696	21.553	19.869	1'51.103		11:47'48.141
2	34.015	32.228	21.298	19.571	1'47.112	280,0	11:49'35.253
3	33.939	31.946	21.452	19.702	1'47.039	279,3	11:51'22.292
4	33.680	32.163	21.346	19.639	1'46.828	284,4	11:53'09.120
5	33.976	32.256	21.358	19.603	1'47.193	279,3	11:54'56.313
6	34.189	32.460	21.643	20.346	1'48.638	278,6	11:56'44.951
7	34.665	32.415	21.514	19.751	1'48.345	262,4	11:58'33.296
8	34.478	32.170	21.277	19.665	1'47.590	256,2	12:00'20.886
9	34.115	32.572	21.464	19.831	1'47.982	289,0	12:02'08.866
10	33.802	32.433	21.468	19.862	1'47.565	288,2	12:03'56.433
11	34.073	32.508	21.506	19.943	1'48.030	277,1	12:05'44.463
12	33.767	32.269	21.218	19.843	1'47.097	283,7	12:07'31.560
13	34.230	32.534	21.308	20.047	1'48.119	282,2	12:09'19.679
14	33.601	32.423	22.546	19.774	1'48.344	292,9	12:11'08.023
Race Time 25'10.985							
12° 6 E. PUSCEDDU (1'46.404)							
Lap	Seg.1	Seg.2	Seg.3	Seg.4	Lap Time	km/h	Local Time
1		32.175	21.317	19.843	1'57.738		11:47'54.776
2	33.642	31.938	21.119	19.705	1'46.404	290,5	11:49'41.180
3	33.772	31.849	21.254	19.945	1'46.820	292,1	11:51'28.000
Race Time 25'47.961							
13° 46 M. CUDEVILLE (1'48.385)							
Lap	Seg.1	Seg.2	Seg.3	Seg.4	Lap Time	km/h	Local Time
1		33.362	21.589	20.191	1'52.222		11:47'49.260
2	35.075	32.475	22.052	20.067	1'49.669	272,3	11:49'38.929
3	34.468	32.519	21.360	20.185	1'48.532	286,7	11:51'27.461
4	35.434	32.712	21.648	20.166	1'49.960	283,7	11:53'17.421
5	34.411	32.350	21.467	20.157	1'48.385	280,0	11:55'05.806
6	34.515	32.316	21.557	20.259	1'48.647	282,9	11:56'54.453
7	34.398	32.401	21.935	20.471	1'49.205	277,8	11:58'43.658
8	34.945	32.937	21.501	20.243	1'49.626	270,9	12:00'33.284
9	34.608	32.815	21.620	20.481	1'49.524	278,6	12:02'22.808
10	34.412	32.489	21.550	20.251	1'48.702	282,2	12:04'11.510
11	34.769	32.634	21.708	20.320	1'49.431	282,9	12:06'00.941
12	35.060	32.825	21.951	20.234	1'50.070	275,7	12:07'51.011
13	34.906	33.271	21.926	20.266	1'50.369	268,2	12:09'41.380
14	34.561	32.854	21.872	20.400	1'49.687	278,6	12:11'31.067
Race Time 25'34.029							
14° 33 A. YUDHISTIRA (1'48.071)							
Lap	Seg.1	Seg.2	Seg.3	Seg.4	Lap Time	km/h	Local Time
1		33.513	21.831	19.602	1'52.587		11:47'49.625
2	35.030	32.388	21.608	19.647	1'48.673	268,9	11:49'38.298
3	34.494	32.453	21.356	19.768	1'48.071	266,2	11:51'26.369
4	36.223	32.457	21.839	19.733	1'50.252	294,5	11:53'16.621
5	34.441	32.666	21.760	19.859	1'48.726	274,3	11:55'05.347
6	34.218	32.489	21.742	20.056	1'48.505	280,7	11:56'53.852
7	34.323	32.596	21.554	19.941	1'48.414	282,9	11:58'42.266
8	34.890	33.271	21.643	19.926	1'49.730	290,5	12:00'31.996
9	34.541	33.067	21.756	20.047	1'49.411	281,5	12:02'21.407
10	34.666	32.876	21.700	19.933	1'49.175	283,7	12:04'10.582
11	34.856	32.942	21.966	20.287	1'50.051	282,9	12:06'00.633
12	35.072	32.923	21.841	20.080	1'49.916	278,6	12:07'50.549
13	35.000	33.520	21.801	19.933	1'50.254	269,6	12:09'40.803
14	34.815	33.090	22.325	20.129	1'50.359	284,4	12:11'31.162
Race Time 25'34.124							
15° 17 L. DE ULACIA (1'49.794)							
Lap	Seg.1	Seg.2	Seg.3	Seg.4	Lap Time	km/h	Local Time
1		33.426	21.857	20.081	1'53.617		11:47'50.655
2	35.050	32.933	21.755	20.057	1'49.795	271,6	11:49'40.450
3	35.155	32.998	21.885	20.423	1'50.461	282,2	11:51'30.911
4	35.004	33.025	21.711	20.290	1'50.030	272,3	11:53'20.941
5	35.026	33.142	21.539	20.341	1'50.048	283,7	11:55'10.989
6	34.892	32.878	21.758	20.353	1'49.881	277,8	11:57'00.870
7	34.876	33.064	21.946	20.327	1'50.213	278,6	11:58'51.083
8	35.353	33.034	21.771	20.294	1'50.452	280,7	12:00'41.535
9	34.601	32.896	21.848	20.449	1'49.794	281,5	12:02'31.329
10	34.942	33.169	21.917	20.431	1'50.459	281,5	12:04'21.788
11	35.094	33.186	21.667	20.511	1'50.458	279,3	12:06'12.246
12	35.132	33.308	21.708	20.453	1'50.601	267,6	12:08'02.847
13	35.100	33.394	21.913	20.558	1'50.965	274,3	12:09'53.812
14	35.163	33.388	22.022	20.614	1'51.187	264,3	12:11'44.999
Race Time 25'47.961							

16/09/2018 P = Pits In/Out - C = Lap Time Cancelled

These data/results cannot be reproduced, stored and/or transmitted in whole or in part by any manner of electronic, mechanical, photocopying, recording, broadcasting or otherwise now known or herein after developed without the previous express consent by the copyright owner, except for reproduction in daily press and regular printed publications on sale to the public within 60 days of the event related to those data/results and always provided that copyright symbol appears together as follows below.

© DORNA WSBK ORGANIZATION Srl 2018





NOLAN Portuguese Round, 14 - 16 September 2018

Superstock 1000 - Chronological Analysis Race

Start at 11:45'57.038

70 L. VITALI (1'45.091)							
RET	Seg.1	Seg.2	Seg.3	Seg.4	Lap Time	km/h	Local Time
1		31.926	20.846	19.414	1'47.931		11:47'44.969
2	33.244	31.579	20.797	19.471	1'45.091	293,7	11:49'30.060
3	33.415	31.400	20.881	19.549	1'45.245	287,4	11:51'15.305
4	33.270	31.586	20.875	19.640	1'45.371	289,7	11:53'00.676
5	33.262	31.537	20.861	19.540	1'45.200	293,7	11:54'45.876
6	33.430	31.696	20.972	19.699	1'45.797	285,9	11:56'31.673
7	33.686	31.606	21.031	19.689	1'46.012	283,7	11:58'17.685
8	34.078	31.767	21.085	19.658	1'46.588	283,7	12:00'04.273
9	33.517	31.829	21.034	19.780	1'46.160	288,2	12:01'50.433
10	33.398	31.621	20.937	19.841	1'45.797	289,0	12:03'36.230
11	33.660	31.654	21.185	19.779	1'46.278	295,3	12:05'22.508
12	33.911	31.722	21.152	19.716	1'46.501	298,5	12:07'09.009
13	33.777	31.758	21.075	19.591	1'46.201	287,4	12:08'55.210
Race Time 22'58.172							

31 V. SUCHET (1'48.307)							
RET	Seg.1	Seg.2	Seg.3	Seg.4	Lap Time	km/h	Local Time
1		33.312	21.709	19.923	1'52.266		11:47'49.304
2	34.620	32.463	21.510	19.979	1'48.572	282,9	11:49'37.876
3	34.544	32.144	21.543	20.087	1'48.318	282,9	11:51'26.194
4	34.283	32.207	21.814	20.146	1'48.450	283,7	11:53'14.644
5	34.544	32.254	21.462	20.047	1'48.307	275,0	11:55'02.951
Race Time 9'05.913							

16/09/2018 P = Pits In/Out - C = Lap Time Cancelled

These data/results cannot be reproduced, stored and/or transmitted in whole or in part by any manner of electronic, mechanical, photocopying, recording, broadcasting or otherwise now known or herein after developed without the previous express consent by the copyright owner, except for reproduction in daily press and regular printed publications on sale to the public within 60 days of the event related to those data/results and always provided that copyright symbol appears together as follows below.

© DORNA WSBK ORGANIZATION Srl 2018

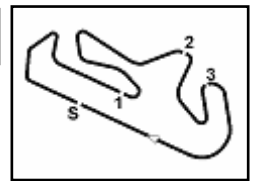
PIRELLI PERUGIA TIMING



Official Tyre Supplier



Official Timekeeper



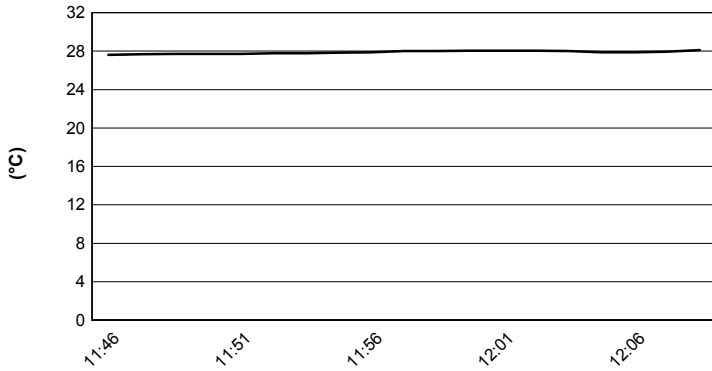
Portimao 4.592 m

NOLAN Portuguese Round, 14 - 16 September 2018

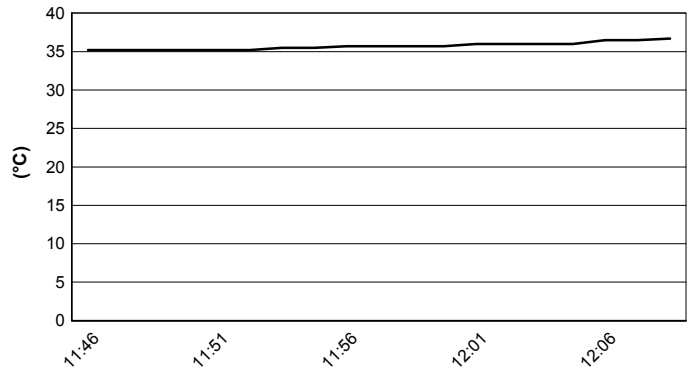
Superstock 1000 - Weather Report Race

Session started 11:46 - Session ended 12:12


Air Temperature



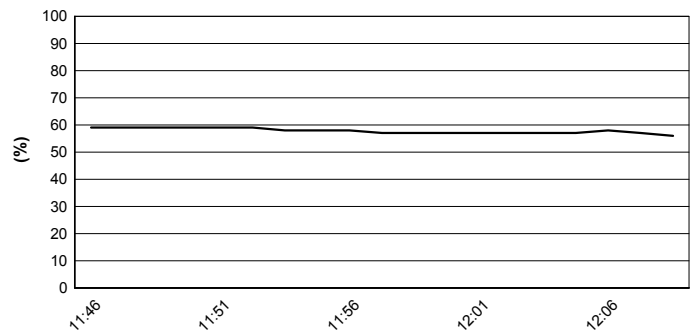
Track Temperature



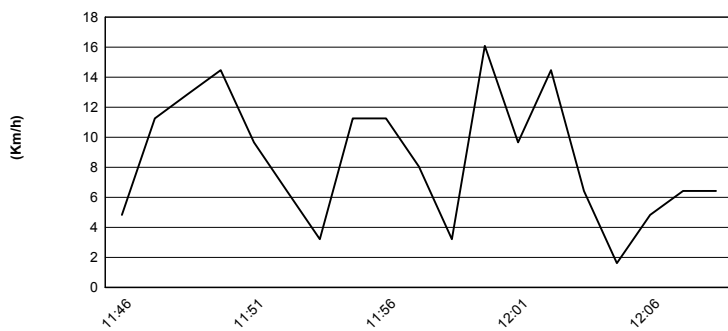
Air Pressure



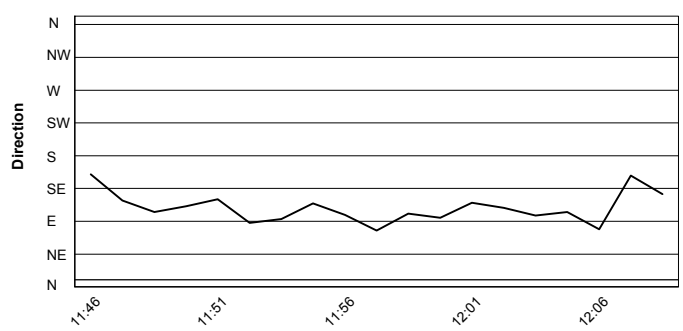
Humidity



Wind Speed



Wind Direction

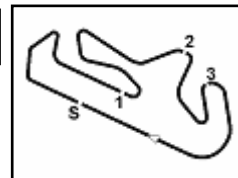


16/09/2018

These data/results cannot be reproduced, stored and/or transmitted in whole or in part by any manner of electronic, mechanical, photocopying, recording, broadcasting or otherwise now known or herein after developed without the previous express consent by the copyright owner, except for reproduction in daily press and regular printed publications on sale to the public within 60 days of the event related to those data/results and always provided that copyright symbol appears together as follows below.

© DORNA WSBK ORGANIZATION Srl 2018





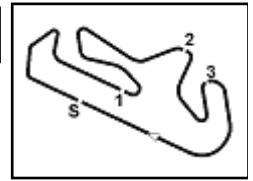
NOLAN Portuguese Round, 14 - 16 September 2018

Superstock 1000 - Championship Standings

	Points	Points From First	Points From Previous	April 15 ARAGÓN	April 22 ASSEN	May 13 IMOLA	May 27 DONINGTON PARK	June 10 BRNO	July 8 MISANO	September 16 PORTIMÃO	September 30 MAGNY COURS									
1 REITERBERGER Markus (GER)	140			25 1	25 1	11 1	25 1	13 1	25 1	16 1										
2 TAMBURINI Roberto (ITA)	122	18		20 2	20 2	20 2	16 2	8 3	13 3	25 2										
3 SCHEIB Maximilian (CHI)	121	19	1	13 4	16 3	16 3	20 3	25 2	20 2	11 3										
4 SANDI Federico (ITA)	92	48	29	16 3	13 3	13 4	10 4	9 4	11 4	20 4										
5 MARINO Florian (FRA)	80	60	12	11 5	11 5	9 5	11 5	16 5	9 5	13 5										
6 VITALI Luca (ITA)	59	81	21	9 7	10 6	10 6	13 5	10 6	7 6	0 6										
7 RUSSO Riccardo (ITA)	46	94	13	7 9	7 7	0 11	9 9	7 8	16 7	0 7										
8 DELBIANCO Alessandro (ITA)	45	95	1	0 12	8 12	7 10	0 12	20 7	0 8	10 8										
9 RUIU Gabriele (ITA)	42	98	3	4 12	9 8	5 8	6 8	4 9	6 9	8 9										
10 SALVADORI Luca (ITA)	35	105	7	8 8	5 8	4 9	4 10	0 11	5 10	9 10										
11 BUEHN Jan (GER)	28	112	7	0 13	6 13	2 14	8 11	2 13	3 12	7 11										
12 FERRARI Matteo (ITA)	25	115	3	0 7	0 7	25 7	0 7	0 10	0 11	0 12										
13 MANTOVANI Andrea (ITA)	19	121	6	0 14	0 14	8 16	0 16	11 12	0 13	0 13										
14 ALBERTO Timothy Joseph Cua (PHI)	19	121	0	3 13	0 16	0 19	5 16	5 14	1 14	5 13										
15 CAVALIERI Samuele (ITA)	14	126	5	0 16	0 18	6 16	0 18	0 19	8 14	0 15										
16 SCHACHT Alex (DEN)	11	129	3	5 11	0 14	0 17	0 20	0 21	0 22	6 16										
17 PUSCEDDU Emanuele (ITA)	11	129	0	0 23	0 23	1 23	0 24	6 18	0 20	4 16										
18 BASSANI Axel (ITA)	10	130	1	0 10	0 11	0 13	0 15	0 17	10 19	0 21										
19 ANDREOZZI Alessandro (ITA)	10	130	0	10 6	0 10	0 12	0 13	0 15	0 16	0 18										
20 VIONNET Eric (SUI)	10	130	0	0 19	0 19	3 19	7 13	0 15	0 16	0 18										
21 PINSACH Xavier (ESP)	9	131	1	6 10	3 11	0 13	0 15	0 17	0 19	0 21										
22 CUDEVILLE Maxime (FRA)	7	133	2	1 15	0 19	0 23	2 22	1 22	0 23	3 22										
23 SUCHET Valentin (SUI)	6	134	1	2 14	1 16	0 19	3 18	0 19	0 21	0 23										
24 SANTORO Agostino (ITA)	4	136	2	0 23	0 23	0 23	0 23	0 23	4 23	0 24										

N.59 (Schacht A.) has been disqualified from the round of Donington, Brno and Misano for an infringement of art. 2.3.9 - 2.3.10

16/09/2018 First Line: Championship Standings - Second Line: Ranking Progression
 These data/results cannot be reproduced, stored and/or transmitted in whole or in part by any manner of electronic, mechanical, photocopying, recording, broadcasting or otherwise now known or herein after developed without the previous express consent by the copyright owner, except for reproduction in daily press and regular printed publications on sale to the public within 60 days of the event related to those data/results and always provided that copyright symbol appears together as follows below.
 © DORNA WSBK ORGANIZATION Srl 2018



Portimao 4.592 m

2 / 2

NOLAN Portuguese Round, 14 - 16 September 2018

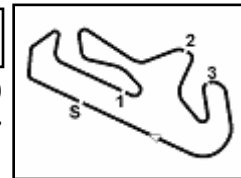
Superstock 1000 - Championship Standings

	Points	Points From First	Points From Previous	April 15 ARAGÓN	April 22 ASSEN	May 13 IMOLA	May 27 DONINGTON PARK	June 10 BRNO	July 8 MISANO	September 16 PORTIMÃO	September 30 MAGNY COURS						
25 BRINK Ricardo (NED)	4	136	0	0	4 15	0 18	0 21	0 22	0 23	0 24							
26 YEGIN Ali Efe (TUR)	3	137	1	0	0	0	0	3 24	0 26	0 26							
27 YUDHISTIRA Ahmad (INA)	2	138	1	0	0	0	0	0	0	2 27							
28 BERNARDI Alex (ITA)	2	138	0	0	0	0	0	0	2 27	0 27							
29 ROGERS Fraser (GBR)	2	138	0	0	2 18	0 22	0 23	0 25	0 27	0 27							
30 DE ULACIA Lucas (ESP)	1	139	1	0	0	0	0	0	0	1 30							

N.59 (Schacht A.) has been disqualified from the round of Donington, Brno and Misano for an infringement of art. 2.3.9 - 2.3.10

16/09/2018 First Line: Championship Standings - Second Line: Ranking Progression
These data/results cannot be reproduced, stored and/or transmitted in whole or in part by any manner of electronic, mechanical, photocopying, recording, broadcasting or otherwise now known or herein after developed without the previous express consent by the copyright owner, except for reproduction in daily press and regular printed publications on sale to the public within 60 days of the event related to those data/results and always provided that copyright symbol appears together as follows below.
© DORNA WSBK ORGANIZATION Srl 2018





Portimao 4.592 m

NOLAN Portuguese Round, 14 - 16 September 2018

Superstock 1000 - Manufacturers Standings

	Points	Points From First	Points From Previous	April 15 ARAGÓN	April 22 ASSEN	May 13 IMOLA	May 27 DONINGTON PARK	June 10 BRNO	July 8 MISANO	September 16 PORTIMÃO	September 30 MAGNY COURS							
1 BMW	165			25 1	25 1	20 1	25 1	20 1	25 1	25 1								
2 APRILIA	121	44		13 3	16 2	16 3	20 2	25 2	20 2	11 2								
3 DUCATI	109	56	12	16 2	13 2	25 2	10 3	9 3	16 3	20 3								
4 YAMAHA	80	85	29	11 4	11 4	9 4	11 4	16 4	9 4	13 4								
5 KAWASAKI	51	114	29	7 5	9 5	5 5	9 5	7 5	6 5	8 5								

16/09/2018

First Line: Championship Standings - Second Line: Ranking Progression

These data/results cannot be reproduced, stored and/or transmitted in whole or in part by any manner of electronic, mechanical, photocopying, recording, broadcasting or otherwise now known or herein after developed without the previous express consent by the copyright owner, except for reproduction in daily press and regular printed publications on sale to the public within 60 days of the event related to those data/results and always provided that copyright symbol appears together as follows below.

© DORNA WSBK ORGANIZATION Srl 2018

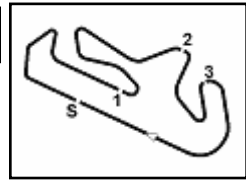
FIAT PERUGIA TIMING



Official Tyre Supplier



Official Timekeeper



Portimao 4.592 m

NOLAN Portuguese Round, 14 - 16 September 2018
Superstock 1000 - Pirelli Best Lap

Points	Points From First	Points From Previous	April 15	April 22	May 13	May 27	June 10	July 8	September 16	September 30										
			ARAGÓN	ASSEN	IMOLA	DONINGTON PARK	BRNO	MISANO	PORTIMÃO	MAGNY COURS										
Fastest Laps																				
1 REITERBERGER Markus (GER)	4		1	1		1		1												
2 TAMBURINI Roberto (ITA)	2 2				1				1											
3 DELBIANCO Alessandro (ITA)	1 3 1						1													

16/09/2018

These data/results cannot be reproduced, stored and/or transmitted in whole or in part by any manner of electronic, mechanical, photocopying, recording, broadcasting or otherwise now known or herein after developed without the previous express consent by the copyright owner, except for reproduction in daily press and regular printed publications on sale to the public within 60 days of the event related to those data/results and always provided that copyright symbol appears together as follows below.

© DORNA WSBK ORGANIZATION Srl 2018

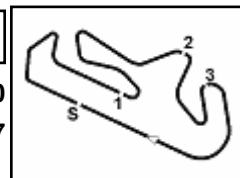
FKR PERUGIA TIMING



Official Tyre Supplier



Official Timekeeper



NOLAN Portuguese Round, 14 - 16 September 2018

Superstock 1000 - Race Winners

	2015	2016	2017	2018
01 Motorland Aragon	Tamburini R. (ITA) BMW	Mercado L. (ARG) DUC	Rinaldi M. (ITA) DUC	Reiterberger M. (GER) BMW
02 TT Circuit Assen	Savadori L. (ITA) APR	De Rosa R. (ITA) BMW	Razgatioglu T. (TUR) KAW	Reiterberger M. (GER) BMW
03 Autodromo Imola	Savadori L. (ITA) APR	Mercado L. (ARG) DUC	Rinaldi M. (ITA) DUC	Ferrari M. (ITA) DUC
04 Donington Park	Savadori L. (ITA) APR	De Rosa R. (ITA) BMW	Razgatioglu T. (TUR) KAW	Reiterberger M. (GER) BMW
05 Brno				Scheib M. (CHI) APR
06 Misano World Circuit	Savadori L. (ITA) APR	Mahias L. (FRA) YAM	Faccani M. (ITA) BMW	Reiterberger M. (GER) BMW
07 Portimão	Tamburini R. (ITA) BMW		Razgatioglu T. (TUR) KAW	Tamburini R. (ITA) BMW
08 Magny-Cours	Guarnoni J. (FRA) YAM	Mahias L. (FRA) YAM	Guarnoni J. (FRA) KAW	

2018

- 4 M. Reiterberger
- 1 M. Ferrari
- 1 M. Scheib
- 1 R. Tamburini

ALL TIMES

- | | | | |
|-------------------|--------------------|----------------|----------------|
| 11 A. Badovini | 4 L. Lanzi | 2 K. Sofuoglu | 1 L. Mauri |
| 10 S. Barrier | 4 M. Fabrizio | 2 M. Baiocco | 1 C. Coxhell |
| 8 X. Simeon | 4 D. Giugliano | 2 L. Scassa | 1 I. Sala |
| 8 L. Savadori | 4 B. Roberts | 2 N. Canepa | 1 M. Bauer |
| 7 J. Ellison | 4 D. Petrucci | 2 E. La Marra | 1 M. Laverty |
| 7 M. Berger | 4 R. Tamburini | 2 R. De Rosa | 1 M. Smrz |
| 7 C. Corti | 3 W. Tortoroglio | 2 L. Mahias | 1 M. Roccoli |
| 6 L. Mercado | 3 C. Burns | 2 M. Scheib | 1 O. Jezek |
| 5 G. Vizziello | 3 D. Van Keymeulen | 1 V. Scatola | 1 M. Lussiana |
| 5 A. Polita | 3 R. Chiarello | 1 F. Capriotti | 1 M. Aitchison |
| 5 J. Guarnoni | 3 B. Staring | 1 J. Morley | 1 M. Pirro |
| 5 M. Reiterberger | 3 M. Rinaldi | 1 G. Mason | 1 L. Zanetti |
| 4 V. Iannuzzo | 3 T. Razgatioglu | 1 C. Vermeulen | 1 K. Valk |
| 4 L. Alfonsi | 2 D. Jefferies | 1 D. Tosolini | 1 M. Ferrari |
| 4 D. Oliver | 2 K. Harris | 1 M. Heckles | 1 M. Faccani |

16/09/2018

These data/results cannot be reproduced, stored and/or transmitted in whole or in part by any manner of electronic, mechanical, photocopying, recording, broadcasting or otherwise now known or herein after developed without the previous express consent by the copyright owner, except for reproduction in daily press and regular printed publications on sale to the public within 60 days of the event related to those data/results and always provided that copyright symbol appears together as follows below.

© DORNA WSBK ORGANIZATION Srl 2018

PIRELLI PERUGIA TIMING



Official Tyre Supplier



Official Timekeeper