

### NOLAN Portuguese Round, 14 - 16 September 2018

#### Superstock 1000 - Free Practices Combined Results

No.	Rider	Nat	Team	Bike	FP1	FP2	FP3	Time	Gap	Rel.	Avg Laps
1	<b>28 M. REITERBERGER</b>	GER	alpha Racing-Van Zon-BMW	BMW S 1000 RR	<b>1'45.298</b>	1'45.858		<b>1'45.298</b>			156,994 19
2	<b>2 R. TAMBURINI</b>	ITA	Berclaz Racing Team	BMW S 1000 RR	<b>1'45.542</b>	1'45.842		<b>1'45.542</b>	0.244	0.244	156,631 20
3	<b>15 F. SANDI</b>	ITA	MOTOCORSA Racing	Ducati 1199 Panigale R	<b>1'45.579</b>	1'46.010		<b>1'45.579</b>	0.281	0.037	156,577 23
4	<b>7 M. SCHEIB</b>	CHI	Aprilia Racing Team	Aprilia RSV4 RF	1'46.589	<b>1'45.703</b>		<b>1'45.703</b>	0.405	0.124	156,393 21
5	<b>52 A. DELBIANCO</b>	ITA	GULF ALTHEA BMW Racing Team	BMW S 1000 RR	1'47.824	<b>1'45.917</b>		<b>1'45.917</b>	0.619	0.214	156,077 23
6	<b>21 F. MARINO</b>	FRA	URBIS Yamaha Motocrossing STK Team	Yamaha YZF R1	<b>1'45.921</b>	1'46.301		<b>1'45.921</b>	0.623	0.004	156,071 23
7	<b>6 E. PUSCEDDU</b>	ITA	D.K. Racing	BMW S 1000 RR	1'48.739	<b>1'46.639</b>		<b>1'46.639</b>	1.341	0.718	155,020 22
8	<b>23 L. SALVADORI</b>	ITA	Berclaz Racing Team	BMW S 1000 RR	<b>1'46.660</b>	1'46.777		<b>1'46.660</b>	1.362	0.021	154,990 20
9	<b>70 L. VITALI</b>	ITA	Aprilia Racing Team	Aprilia RSV4 RF	1'48.440	<b>1'46.757</b>		<b>1'46.757</b>	1.459	0.097	154,849 25
10	<b>16 G. RUIU</b>	ITA	Team Pedercini Racing	Kawasaki ZX-10RR	1'48.171	<b>1'46.870</b>		<b>1'46.870</b>	1.572	0.113	154,685 26
11	<b>45 J. BUEHN</b>	GER	alpha Racing-Van Zon-BMW	BMW S 1000 RR	<b>1'47.168</b>	1'48.118		<b>1'47.168</b>	1.870	0.298	154,255 22
12	<b>59 A. SCHACHT</b>	DEN	EAB SCHACHT Racing Team	Ducati 1199 Panigale R	<b>1'48.066</b>	1'48.139		<b>1'48.066</b>	2.768	0.898	152,973 9
13	<b>77 T. ALBERTO</b>	PHI	MOTOCORSA Racing	Ducati 1199 Panigale R	1'50.387	<b>1'48.213</b>		<b>1'48.213</b>	2.915	0.147	152,765 25
14	<b>31 V. SUCHET</b>	SUI	Flembo Leader Team	Kawasaki ZX-10RR	1'49.656	<b>1'48.799</b>		<b>1'48.799</b>	3.501	0.586	151,943 22
15	<b>46 M. CUDEVILLE</b>	FRA	Flembo Leader Team	Kawasaki ZX-10RR	<b>1'49.610</b>	1'49.733		<b>1'49.610</b>	4.312	0.811	150,818 20
16	<b>33 A. YUDHISTIRA</b>	INA	C.M. Racing	Kawasaki ZX-10RR	1'51.242	<b>1'50.816</b>		<b>1'50.816</b>	5.518	1.206	149,177 21
17	<b>17 L. DE ULACIA</b>	ESP	Kawasaki PALMETO PL Racing	Kawasaki ZX-10RR	1'56.913	<b>1'51.776</b>		<b>1'51.776</b>	6.478	0.960	147,896 14

14/09/2018

These data/results cannot be reproduced, stored and/or transmitted in whole or in part by any manner of electronic, mechanical, photocopying, recording, broadcasting or otherwise now known or herein after developed without the previous express consent by the copyright owner, except for reproduction in daily press and regular printed publications on sale to the public within 60 days of the event related to those data/results and always provided that copyright symbol appears together as follows below.

© DORNA WSBK ORGANIZATION Srl 2018

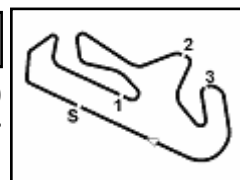
FIKR PERUGIA TIMING



Official Tyre Supplier



Official Timekeeper



Portimao 4.592 m

1 / 2

### NOLAN Portuguese Round, 14 - 16 September 2018

#### Superstock 1000 - Results Free Practice 2nd Session

No.	Rider	Nat	Team	Bike	Time	Gap	Rel.	Laps	Speed	
									Avg	Max
1	7 M. SCHEIB	CHI	Aprilia Racing Team	Aprilia RSV4 RF	<b>1'45.703</b>			9	156,393	<b>302,7</b>
2	2 R. TAMBURINI	ITA	Berclaz Racing Team	BMW S 1000 RR	<b>1'45.842</b>	0.139	0.139	12	156,188	<b>296,9</b>
3	28 M. REITERBERGER	GER	alpha Racing-Van Zon-BMW	BMW S 1000 RR	<b>1'45.858</b>	0.155	0.016	10	156,164	<b>300,2</b>
4	52 A. DELBIANCO	ITA	GULF ALTHEA BMW Racing Team	BMW S 1000 RR	<b>1'45.917</b>	0.214	0.059	11	156,077	<b>298,5</b>
5	15 F. SANDI	ITA	MOTOCORSA Racing	Ducati 1199 Panigale R	<b>1'46.010</b>	0.307	0.093	12	155,940	<b>297,7</b>
6	21 F. MARINO	FRA	URBIS Yamaha Motoxrcing STK Team	Yamaha YZF R1	<b>1'46.301</b>	0.598	0.291	12	155,513	<b>302,7</b>
7	6 E. PUSCEDDU	ITA	D.K. Racing	BMW S 1000 RR	<b>1'46.639</b>	0.936	0.338	10	155,020	<b>297,7</b>
8	70 L. VITALI	ITA	Aprilia Racing Team	Aprilia RSV4 RF	<b>1'46.757</b>	1.054	0.118	12	154,849	<b>294,5</b>
9	23 L. SALVADORI	ITA	Berclaz Racing Team	BMW S 1000 RR	<b>1'46.777</b>	1.074	0.020	11	154,820	<b>294,5</b>
10	16 G. RUIU	ITA	Team Pedercini Racing	Kawasaki ZX-10RR	<b>1'46.870</b>	1.167	0.093	13	154,685	<b>299,3</b>
11	45 J. BUEHN	GER	alpha Racing-Van Zon-BMW	BMW S 1000 RR	<b>1'48.118</b>	2.415	1.248	11	152,900	<b>292,9</b>
12	59 A. SCHACHT	DEN	EAB SCHACHT Racing Team	Ducati 1199 Panigale R	<b>1'48.139</b>	2.436	0.021	2	152,870	<b>287,4</b>
13	77 T. ALBERTO	PHI	MOTOCORSA Racing	Ducati 1199 Panigale R	<b>1'48.213</b>	2.510	0.074	12	152,765	<b>286,7</b>
14	31 V. SUCHET	SUI	Flembo Leader Team	Kawasaki ZX-10RR	<b>1'48.799</b>	3.096	0.586	10	151,943	<b>281,5</b>
15	46 M. CUDEVILLE	FRA	Flembo Leader Team	Kawasaki ZX-10RR	<b>1'49.733</b>	4.030	0.934	7	150,649	<b>285,9</b>
16	33 A. YUDHISTIRA	INA	C.M. Racing	Kawasaki ZX-10RR	<b>1'50.816</b>	5.113	1.083	9	149,177	<b>294,5</b>
17	17 L. DE ULACIA	ESP	Kawasaki PALMETO PL Racing	Kawasaki ZX-10RR	<b>1'51.776</b>	6.073	0.960	12	147,896	<b>284,4</b>

Qualifying Lap Time (107% of 1'45.703): 1'53.103

AIR	Humidity:	53%	Temp:	29°C
TRACK	Condition:	Dry	Temp:	40°C

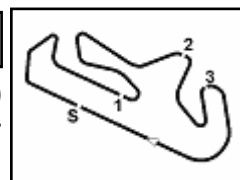
Records	Pole (QP)	2015 R.Tamburini	1'44.522	158,160	Km/h
	Race (RC)	2017 T.Razgatioglu	1'44.789	157,760	Km/h
	Circuit (QP)	2015 R.Tamburini	1'44.522	158,160	Km/h

Start 14/09/2018 14:15 End 14:47 The results are provisional until the end of the time limit for protests and appeals and the completion of the technical checks.

These data/results cannot be reproduced, stored and/or transmitted in whole or in part by any manner of electronic, mechanical, photocopying, recording, broadcasting or otherwise now known or herein after developed without the previous express consent by the copyright owner, except for reproduction in daily press and regular printed publications on sale to the public within 60 days of the event related to those data/results and always provided that copyright symbol appears together as follows below.

© DORNA WSBK ORGANIZATION Srl 2018





### NOLAN Portuguese Round, 14 - 16 September 2018

#### Superstock 1000 - Results Free Practice 2nd Session

#### Session Highlights

Local Time	No. Rider	Description
14.15.00		Start
14.17.43	33 A. YUDHISTIRA	On the Gravel - Re-Joined - Turn 1
14.20.15	7 M. SCHEIB	On the Gravel - Re-Joined - Turn 1
14.20.15	77 T. ALBERTO	On the Gravel - Re-Joined - Turn 1
14.20.50	77 T. ALBERTO	On the Gravel - Re-Joined - Turn 13
14.21.18	23 L. SALVADORI	On the Gravel - Re-Joined - Turn 1
14.21.57	59 A. SCHACHT	Crashed - Turn 1
14.24.07	33 A. YUDHISTIRA	On the Gravel - Re-Joined - Turn 1
14.24.49	7 M. SCHEIB	On the Gravel - Re-Joined - Turn 1
14.28.03	15 F. SANDI	On the Gravel - Re-Joined - Turn 1
14.28.33	23 L. SALVADORI	On the Gravel - Re-Joined - Turn 4
14.37.16	16 G. RUIU	On the Gravel - Re-Joined - Turn 1
14.38.11	45 J. BUEHN	On the Gravel - Turn 1
14.38.37	46 M. CUDEVILLE	Crashed - Turn 7
14.40.55	28 M. REITERBERGER	On the Gravel - Re-Joined - Turn 1
14.46.24	6 E. PUSCEDDU	Technical Problem - Turn 7
14.47.01		End Of Session

#### Fastest Laps Sequence

No. Rider	Nat	Team	Bike	Local Time	Time	Gap	Avg
7 M. SCHEIB	CHI	Aprilia Racing Team	Aprilia RSV4 RF	14:18'42.526	<b>1'46.949</b>		154,571
15 F. SANDI	ITA	MOTOCORSA Racing	Ducati 1199 Panigale R	14:20'28.741	<b>1'46.790</b>	-0.159	154,801
28 M. REITERBERGER	GER	alpha Racing-Van Zon-BMW	BMW S 1000 RR	14:21'39.063	<b>1'46.778</b>	-0.012	154,818
2 R. TAMBURINI	ITA	Berclaz Racing Team	BMW S 1000 RR	14:22'08.328	<b>1'46.166</b>	-0.612	155,711
28 M. REITERBERGER	GER	alpha Racing-Van Zon-BMW	BMW S 1000 RR	14:23'25.108	<b>1'46.045</b>	-0.121	155,889
15 F. SANDI	ITA	MOTOCORSA Racing	Ducati 1199 Panigale R	14:25'52.863	<b>1'46.010</b>	-0.035	155,940
52 A. DELBIANCO	ITA	GULF ALTHEA BMW Racing Team	BMW S 1000 RR	14:41'42.017	<b>1'45.917</b>	-0.093	156,077
2 R. TAMBURINI	ITA	Berclaz Racing Team	BMW S 1000 RR	14:42'50.596	<b>1'45.842</b>	-0.075	156,188
7 M. SCHEIB	CHI	Aprilia Racing Team	Aprilia RSV4 RF	14:43'13.559	<b>1'45.703</b>	-0.139	156,393

Start 14:15 End 14:47 The results are provisional until the end of the time limit for protests and appeals and the completion of the technical checks.

These data/results cannot be reproduced, stored and/or transmitted in whole or in part by any manner of electronic, mechanical, photocopying, recording, broadcasting or otherwise now known or herein after developed without the previous express consent by the copyright owner, except for reproduction in daily press and regular printed publications on sale to the public within 60 days of the event related to those data/results and always provided that copyright symbol appears together as follows below.

© DORNA WSBK ORGANIZATION Srl 2018

### NOLAN Portuguese Round, 14 - 16 September 2018

#### Superstock 1000 - Best Sector & Speed Free Practice 2nd Session

Portimao 4.592 m

BEST LAP			
1	7 M. SCHEIB	Aprilia RSV4 RF	1'45.703
2	2 R. TAMBURINI	BMW S 1000 RR	1'45.842
3	28 M. REITERBERGER	BMW S 1000 RR	1'45.858
4	52 A. DELBIANCO	BMW S 1000 RR	1'45.917
5	15 F. SANDI	Ducati 1199 Panigale R	1'46.010
6	21 F. MARINO	Yamaha YZF R1	1'46.301
7	6 E. PUSCEDDU	BMW S 1000 RR	1'46.639
8	70 L. VITALI	Aprilia RSV4 RF	1'46.757
9	23 L. SALVADORI	BMW S 1000 RR	1'46.777
10	16 G. RUIU	Kawasaki ZX-10RR	1'46.870
11	45 J. BUEHN	BMW S 1000 RR	1'48.118
12	59 A. SCHACHT	Ducati 1199 Panigale R	1'48.139
13	77 T. ALBERTO	Ducati 1199 Panigale R	1'48.213
14	31 V. SUCHET	Kawasaki ZX-10RR	1'48.799
15	46 M. CUDEVILLE	Kawasaki ZX-10RR	1'49.733
16	33 A. YUDHISTIRA	Kawasaki ZX-10RR	1'50.816
17	17 L. DE ULACIA	Kawasaki ZX-10RR	1'51.776

SPEED			
1	7 M. SCHEIB	Aprilia RSV4 RF	302,7
2	21 F. MARINO	Yamaha YZF R1	302,7
3	28 M. REITERBERGER	BMW S 1000 RR	300,2
4	16 G. RUIU	Kawasaki ZX-10RR	299,3
5	52 A. DELBIANCO	BMW S 1000 RR	298,5
6	15 F. SANDI	Ducati 1199 Panigale R	297,7
7	6 E. PUSCEDDU	BMW S 1000 RR	297,7
8	2 R. TAMBURINI	BMW S 1000 RR	296,9
9	33 A. YUDHISTIRA	Kawasaki ZX-10RR	294,5
10	23 L. SALVADORI	BMW S 1000 RR	294,5
11	70 L. VITALI	Aprilia RSV4 RF	294,5
12	45 J. BUEHN	BMW S 1000 RR	292,9
13	59 A. SCHACHT	Ducati 1199 Panigale R	287,4
14	77 T. ALBERTO	Ducati 1199 Panigale R	286,7
15	46 M. CUDEVILLE	Kawasaki ZX-10RR	285,9
16	17 L. DE ULACIA	Kawasaki ZX-10RR	284,4
17	31 V. SUCHET	Kawasaki ZX-10RR	281,5

SEG. 1		
1	2 R. TAMBURINI	33.311
2	28 M. REITERBERGER	33.311
3	52 A. DELBIANCO	33.335
4	7 M. SCHEIB	33.412
5	15 F. SANDI	33.457
6	21 F. MARINO	33.547
7	6 E. PUSCEDDU	33.706
8	70 L. VITALI	33.777
9	16 G. RUIU	33.844
10	23 L. SALVADORI	33.869
11	59 A. SCHACHT	34.113
12	45 J. BUEHN	34.228
13	77 T. ALBERTO	34.314
14	31 V. SUCHET	34.527
15	46 M. CUDEVILLE	34.711
16	17 L. DE ULACIA	35.560
17	33 A. YUDHISTIRA	35.576

SEG. 2		
1	2 R. TAMBURINI	31.500
2	28 M. REITERBERGER	31.532
3	15 F. SANDI	31.624
4	7 M. SCHEIB	31.656
5	21 F. MARINO	31.660
6	52 A. DELBIANCO	31.734
7	6 E. PUSCEDDU	31.888
8	23 L. SALVADORI	31.896
9	16 G. RUIU	31.999
10	70 L. VITALI	32.002
11	77 T. ALBERTO	32.294
12	59 A. SCHACHT	32.311
13	45 J. BUEHN	32.336
14	31 V. SUCHET	32.449
15	46 M. CUDEVILLE	32.490
16	17 L. DE ULACIA	33.231
17	33 A. YUDHISTIRA	33.341

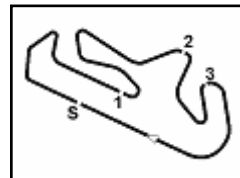
SEG. 3		
1	7 M. SCHEIB	20.848
2	15 F. SANDI	20.873
3	2 R. TAMBURINI	20.941
4	28 M. REITERBERGER	20.972
5	52 A. DELBIANCO	21.036
6	21 F. MARINO	21.043
7	23 L. SALVADORI	21.094
8	70 L. VITALI	21.161
9	16 G. RUIU	21.193
10	6 E. PUSCEDDU	21.193
11	45 J. BUEHN	21.377
12	59 A. SCHACHT	21.515
13	77 T. ALBERTO	21.524
14	31 V. SUCHET	21.562
15	33 A. YUDHISTIRA	21.812
16	46 M. CUDEVILLE	21.812
17	17 L. DE ULACIA	22.121

SEG. 4		
1	28 M. REITERBERGER	19.586
2	7 M. SCHEIB	19.626
3	15 F. SANDI	19.640
4	16 G. RUIU	19.679
5	70 L. VITALI	19.706
6	52 A. DELBIANCO	19.715
7	2 R. TAMBURINI	19.715
8	45 J. BUEHN	19.763
9	21 F. MARINO	19.803
10	6 E. PUSCEDDU	19.852
11	23 L. SALVADORI	19.859
12	77 T. ALBERTO	19.890
13	33 A. YUDHISTIRA	19.990
14	31 V. SUCHET	20.090
15	59 A. SCHACHT	20.175
16	46 M. CUDEVILLE	20.474
17	17 L. DE ULACIA	20.506

14/09/2018

These data/results cannot be reproduced, stored and/or transmitted in whole or in part by any manner of electronic, mechanical, photocopying, recording, broadcasting or otherwise now known or herein after developed without the previous express consent by the copyright owner, except for reproduction in daily press and regular printed publications on sale to the public within 60 days of the event related to those data/results and always provided that copyright symbol appears together as follows below.

© DORNA WSBK ORGANIZATION Srl 2018



Portimao 4.592 m

### NOLAN Portuguese Round, 14 - 16 September 2018

#### Superstock 1000 - Ideal Time Free Practice 2nd Session

No. Rider	Nat	Bike	Seg. 1	Seg. 2	Seg. 3	Seg. 4	Ideal Time		
			Diff. 1	Diff. 2	Diff. 3	Diff. 4	Best Lap	Pos.	Diff.
1	<b>28 M. REITERBERGER</b>	GER BMW S 1000 RR	<b>33.311</b> 0.101	31.532 0.318	20.972 0.038	<b>19.586</b>	<b>1'45.401</b> 1'45.858	3	0.457
2	<b>2 R. TAMBURINI</b>	ITA BMW S 1000 RR	<b>33.311</b> 0.351	<b>31.500</b>	20.941 0.024	19.715	<b>1'45.467</b> 1'45.842	2	0.375
3	<b>7 M. SCHEIB</b>	CHI Aprilia RSV4 RF	33.412 0.042	31.656	<b>20.848</b>	19.626 0.119	<b>1'45.542</b> 1'45.703	1	0.161
4	<b>15 F. SANDI</b>	ITA Ducati 1199 Panigale R	33.457 0.103	31.624	20.873	19.640 0.313	<b>1'45.594</b> 1'46.010	5	0.416
5	<b>52 A. DELBIANCO</b>	ITA BMW S 1000 RR	33.335 0.030	31.734	21.036 0.023	19.715 0.044	<b>1'45.820</b> 1'45.917	4	0.097
6	<b>21 F. MARINO</b>	FRA Yamaha YZF R1	33.547 0.069	31.660 0.081	21.043 0.098	19.803	<b>1'46.053</b> 1'46.301	6	0.248
7	<b>6 E. PUSCEDDU</b>	ITA BMW S 1000 RR	33.706	31.888	21.193	19.852	<b>1'46.639</b> 1'46.639	7	
8	<b>70 L. VITALI</b>	ITA Aprilia RSV4 RF	33.777 0.056	32.002	21.161	19.706 0.055	<b>1'46.646</b> 1'46.757	8	0.111
9	<b>16 G. RUIJU</b>	ITA Kawasaki ZX-10RR	33.844	31.999 0.041	21.193	19.679 0.114	<b>1'46.715</b> 1'46.870	10	0.155
10	<b>23 L. SALVADORI</b>	ITA BMW S 1000 RR	33.869 0.016	31.896	21.094 0.043	19.859	<b>1'46.718</b> 1'46.777	9	0.059
11	<b>45 J. BUEHN</b>	GER BMW S 1000 RR	34.228 0.410	32.336	21.377 0.001	19.763 0.003	<b>1'47.704</b> 1'48.118	11	0.414
12	<b>77 T. ALBERTO</b>	PHI Ducati 1199 Panigale R	34.314 0.038	32.294	21.524 0.095	19.890 0.058	<b>1'48.022</b> 1'48.213	13	0.191
13	<b>59 A. SCHACHT</b>	DEN Ducati 1199 Panigale R	34.113	32.311	21.515 0.025	20.175	<b>1'48.114</b> 1'48.139	12	0.025
14	<b>31 V. SUCHET</b>	SUI Kawasaki ZX-10RR	34.527	32.449 0.161	21.562 0.010	20.090	<b>1'48.628</b> 1'48.799	14	0.171
15	<b>46 M. CUDEVILLE</b>	FRA Kawasaki ZX-10RR	34.711 0.246	32.490	21.812	20.474	<b>1'49.487</b> 1'49.733	15	0.246
16	<b>33 A. YUDHISTIRA</b>	INA Kawasaki ZX-10RR	35.576	33.341 0.097	21.812	19.990	<b>1'50.719</b> 1'50.816	16	0.097
17	<b>17 L. DE ULACIA</b>	ESP Kawasaki ZX-10RR	35.560	33.231 0.312	22.121 0.024	20.506 0.022	<b>1'51.418</b> 1'51.776	17	0.358
<b>Overall Ideal Time</b>			<b>33.311</b>	<b>31.500</b>	<b>20.848</b>	<b>19.586</b>	<b>1'45.245</b>		

14/09/2018

These data/results cannot be reproduced, stored and/or transmitted in whole or in part by any manner of electronic, mechanical, photocopying, recording, broadcasting or otherwise now known or herein after developed without the previous express consent by the copyright owner, except for reproduction in daily press and regular printed publications on sale to the public within 60 days of the event related to those data/results and always provided that copyright symbol appears together as follows below.

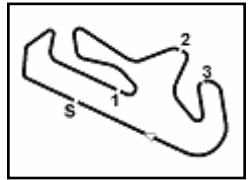
© DORNA WSBK ORGANIZATION Srl 2018

**PIRELLI PERUGIA TIMING**


Official Tyre Supplier



Official Timekeeper



## NOLAN Portuguese Round, 14 - 16 September 2018 Superstock 1000 - Chronological Analysis Free Practice 2nd Session

Portimao 4.592 m

1 / 2

1° 7 M. SCHEIB (1'45.703)							
Lap	Seg.1	Seg.2	Seg.3	Seg.4	Lap Time	km/h	Local Time
1		32.780	21.504	20.184			14:16'55.577
2	33.994	32.270	21.059	<b>19.626</b>	1'46.949	297,7	14:18'42.526
3	35.787	32.446	21.157	20.001	1'49.391	301,8	14:20'31.917
4	33.871	32.091	21.174	19.988	1'47.124	295,3	14:22'19.041
5	33.987	32.043	21.208	19.840	1'47.078	296,1	14:24'06.119
6	38.660	32.561	21.922	26.274	1'59.417P	300,2	14:26'05.536
7	14'07.213	33.610	21.599	19.898	15'22.320P		14:41'27.856
8	33.454	<b>31.656</b>	<b>20.848</b>	19.745	<b>1'45.703</b>	296,9	14:43'13.559
9	<b>33.412</b>	31.813	20.925	19.780	1'45.930	300,2	14:44'59.489
10	33.470	31.779	20.962	19.735	1'45.946	<b>302,7</b>	14:46'45.435

2° 2 R. TAMBURINI (1'45.842)							
Lap	Seg.1	Seg.2	Seg.3	Seg.4	Lap Time	km/h	Local Time
1		34.143	21.892	20.103			14:18'34.324
2	34.234	32.213	21.403	19.988	1'47.838	285,2	14:20'22.162
3	33.436	31.774	21.101	19.855	1'46.166	296,1	14:22'08.328
4	33.476	31.748	21.089	19.843	1'46.156	289,7	14:23'54.484
5	33.677	31.793	21.141	19.988	1'46.599	289,7	14:25'41.083
6	33.569	31.709	21.190	19.787	1'46.255	294,5	14:27'27.338
7	33.466	31.749	21.128	19.742	1'46.085	<b>296,9</b>	14:29'13.423
8	33.409	31.737	21.118	19.885	1'46.149	292,1	14:30'59.572
9	40.352	33.395	24.370	29.657	2'07.774P	287,4	14:33'07.346
10	6'40.508	32.862	23.889	20.149	7'57.408P		14:41'04.754
11	33.662	<b>31.500</b>	20.965	<b>19.715</b>	<b>1'45.842</b>	292,1	14:42'50.596
12	<b>33.311</b>	31.688	21.033	19.870	1'45.902	292,9	14:44'36.498
13	33.581	31.577	<b>20.941</b>	19.807	1'45.906	295,3	14:46'22.404

3° 28 M. REITERBERGER (1'45.858)							
Lap	Seg.1	Seg.2	Seg.3	Seg.4	Lap Time	km/h	Local Time
1		33.692	21.458	19.677			14:18'03.562
2	35.221	32.092	21.697	19.713	1'48.723	299,3	14:19'52.285
3	34.286	31.743	21.052	19.697	1'46.778	298,5	14:21'39.063
4	33.577	31.829	<b>20.972</b>	19.667	1'46.045	297,7	14:23'25.108
5	33.592	31.799	21.161	19.699	1'46.251	296,9	14:25'11.359
6	37.170	34.246	22.332	28.119	2'01.867P	285,2	14:27'13.226
7	9'55.518	32.844	21.518	19.734	11'09.614P		14:38'22.840
8	33.455	<b>31.532</b>	21.287	19.924	1'46.198	296,9	14:40'09.038
9	40.962	33.800	21.548	19.899	1'56.209	<b>300,2</b>	14:42'05.247
10	33.412	31.850	21.010	<b>19.586</b>	<b>1'45.858</b>	298,5	14:43'51.105
11	<b>33.311</b>	31.579	21.369	19.698	1'45.957	298,5	14:45'37.062

4° 52 A. DELBIANCO (1'45.917)							
Lap	Seg.1	Seg.2	Seg.3	Seg.4	Lap Time	km/h	Local Time
1		32.644	21.408	20.055			14:16'55.803
2	34.164	32.380	21.332	19.829	1'47.705	269,6	14:18'43.508
3	33.668	32.177	21.232	19.950	1'47.027	287,4	14:20'30.535
4	35.530	32.446	21.480	19.761	1'49.217	<b>298,5</b>	14:22'19.752
5	33.914	32.041	21.296	19.902	1'47.153	283,7	14:24'06.905
6	34.088	32.207	21.174	19.829	1'47.298	277,1	14:25'54.203
7	33.534	35.826	23.318	28.115	2'00.793P	286,7	14:27'54.996
8	8'50.804	38.433	25.562	19.891	10'14.690P		14:38'09.686
9	33.647	32.016	<b>21.036</b>	<b>19.715</b>	1'46.414	275,0	14:39'56.100
10	33.365	<b>31.734</b>	21.059	19.759	<b>1'45.917</b>	290,5	14:41'42.017
11	36.368	34.245	22.041	19.822	1'52.476	296,1	14:43'34.493
12	<b>33.335</b>	32.040	21.167	19.744	1'46.286	286,7	14:45'20.779

5° 15 F. SANDI (1'46.010)							
Lap	Seg.1	Seg.2	Seg.3	Seg.4	Lap Time	km/h	Local Time
1		34.608	22.535	20.070			14:18'41.951
2	33.959	31.699	21.178	19.954	1'46.790	289,7	14:20'28.741
3	33.940	35.532	21.978	19.690	1'51.140	290,5	14:22'19.881
4	33.993	31.944	21.395	<b>19.640</b>	1'46.972	280,0	14:24'06.853

5	33.560	<b>31.624</b>	<b>20.873</b>	19.953	<b>1'46.010</b>	294,5	14:25'52.863
6	33.509	31.882	21.361	19.957	1'46.709	289,0	14:27'39.572
7	45.139	39.282	28.264	21.028	2'13.713	289,7	14:29'53.285
8	33.637	31.763	21.071	19.921	1'46.392	292,9	14:31'39.677
9	35.799	32.875	22.445	28.936	2'00.055P	294,5	14:33'39.732
10	6'02.380	32.423	21.472	20.197	7'16.472P		14:40'56.204
11	33.545	31.665	21.105	19.781	1'46.096	<b>297,7</b>	14:42'42.300
12	<b>33.457</b>	31.938	21.112	19.937	1'46.444	296,9	14:44'28.744
13	40.177	33.258	21.174	20.039	1'54.648	286,7	14:46'23.392

6° 21 F. MARINO (1'46.301)							
Lap	Seg.1	Seg.2	Seg.3	Seg.4	Lap Time	km/h	Local Time
1		33.723	21.718	20.026			14:17'43.471
2	33.815	32.222	21.208	19.930	1'47.175	<b>302,7</b>	14:19'30.646
3	33.770	32.171	21.153	19.875	1'46.969	296,1	14:21'17.615
4	33.760	31.910	<b>21.043</b>	20.054	1'46.767	301,8	14:23'04.382
5	33.575	31.854	21.089	19.925	1'46.443	300,2	14:24'50.825
6	33.616	31.741	21.141	<b>19.803</b>	<b>1'46.301</b>	293,7	14:26'37.126
7	<b>33.547</b>	32.614	21.534	26.661	1'54.356P	292,9	14:28'31.482
8	6'37.654	32.236	21.351	19.917	7'51.158P		14:36'22.640
9	33.659	32.031	21.147	19.814	1'46.651	298,5	14:38'09.291
10	44.905	32.554	21.144	19.901	1'58.504	300,2	14:40'07.795
11	34.036	31.976	21.148	19.862	1'47.022	296,9	14:41'54.817
12	33.719	<b>31.660</b>	21.137	19.897	1'46.413	299,3	14:43'41.230
13	33.559	32.678	23.146	26.526	1'55.909P	296,1	14:45'37.139

7° 6 E. PUSCEDDU (1'46.639)							
Lap	Seg.1	Seg.2	Seg.3	Seg.4	Lap Time	km/h	Local Time
1		34.270	22.556	20.557			14:17'17.412
2	34.746	32.799	21.685	20.345	1'49.575	292,1	14:19'06.987
3	34.386	32.669	21.647	20.273	1'48.975	294,5	14:20'55.962
4	34.092	37.724	23.602	30.591	2'06.009P	292,1	14:23'01.971
5	2'10.971	35.041	23.139	24.668	3'33.819P		14:26'35.790
6	34.533	33.212	21.646	20.731	1'50.122	292,9	14:28'25.912
7	34.356	32.474	21.459	20.115	1'48.404	291,3	14:30'14.316
8	34.274	34.032	21.568	20.369	1'50.243	291,3	14:32'04.559
9	35.517	33.910	22.162	29.163	2'00.752P	292,1	14:34'05.311
10	7'52.396	32.537	22.938	20.797	9'08.668P		14:43'13.979
11	<b>33.706</b>	<b>31.888</b>	<b>21.193</b>	<b>19.852</b>	<b>1'46.639</b>	<b>297,7</b>	14:45'00.618

8° 70 L. VITALI (1'46.757)							
Lap	Seg.1	Seg.2	Seg.3	Seg.4	Lap Time	km/h	Local Time
1		33.654	21.765	20.292			14:16'58.480
2	34.705	32.756	21.480	20.106	1'49.047	<b>294,5</b>	14:18'47.527
3	34.465	32.491	21.491	20.030	1'48.477	291,3	14:20'36.004
4	34.268	32.694	21.530	20.061	1'48.553	281,5	14:22'24.557
5	42.835	43.083	31.517	24.710	2'22.145	263,7	14:24'46.702
6	34.047	32.801	24.224	19.794	1'50.866	292,9	14:26'37.568
7	34.126	32.602	21.291	20.542	1'48.561	275,0	14:28'26.129
8	34.467	32.487	22.499	20.019	1'49.472	272,9	14:30'15.601
9	33.982	32.407	21.358	20.029	1'47.776	293,7	14:32'03.377
10	40.952	45.010	22.766	27.503	2'16.231P	264,9	14:34'19.608
11	5'53.333	33.829	21.502	19.755	7'08.419P		14:41'28.027
12	<b>33.777</b>	32.141	21.584	<b>19.706</b>	1'47.208	284,4	14:43'15.235
13	33.833	<b>32.002</b>	<b>21.161</b>	19.761	<b>1'46.757</b>	286,7	14:45'01.992

9° 23 L. SALVADORI (1'46.777)							
Lap	Seg.1	Seg.2	Seg.3	Seg.4	Lap Time	km/h	Local Time
1		34.744	22.905	21.253			14:18'34.528
2	34.295	32.303	21.167	20.078	1'47.843	285,9	14:20'22.371
3	41.097	33.113	21.727	20.828	1'56.765	292,1	14:22'19.136
4	34.215	32.122	<b>21.094</b>	19.862	1'47.293	282,2	14:24'06.429
5	34.563	32.393	21.209	20.061	1'48.226	289,7	14:25'54.655
6	<b>33.869</b>	32.072	21.214	19.935	1'47.090	289,7	14:27'41.745

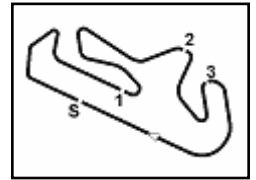
14/09/2018 P = Pits In/Out - C = Lap Time Cancelled

These data/results cannot be reproduced, stored and/or transmitted in whole or in part by any manner of electronic, mechanical, photocopying, recording, broadcasting or otherwise now known or herein after developed without the previous express consent by the copyright owner, except for reproduction in daily press and regular printed publications on sale to the public within 60 days of the event related to those data/results and always provided that copyright symbol appears together as follows below.

© DORNA WSBK ORGANIZATION Srl 2018



**3.5**  
STK1000  
120/07



### NOLAN Portuguese Round, 14 - 16 September 2018

#### Superstock 1000 - Chronological Analysis Free Practice 2nd Session

Portimao 4.592 m

2 / 2

7	39.904	34.185	24.491	31.863	2'10.443P	291,3	14:29'52.188
8	6'53.987	33.994	24.250	25.764	8'17.995P		14:38'10.183
9	34.143	31.946	21.166	19.868	1'47.123	289,0	14:39'57.306
10	36.173	33.090	25.081	23.589	1'57.933	<b>294,5</b>	14:41'55.239
11	33.885	<b>31.896</b>	21.137	<b>19.859</b>	<b>1'46.777</b>	<b>294,5</b>	14:43'42.016
12	38.689	36.815	22.147	20.171	1'57.822	292,9	14:45'39.838

2	35.513	33.311	21.949	20.577	1'51.350	272,9	14:19'11.339
3	34.765	33.395	22.057	20.231	1'50.448	277,1	14:21'01.787
4	35.142	32.585	21.864	20.413	1'50.004	270,2	14:22'51.791
5	35.117	33.029	21.823	20.321	1'50.290	272,3	14:24'42.081
6	34.980	32.897	21.773	20.370	1'50.020	272,9	14:26'32.101
7	37.918	34.943	22.382	28.231	2'03.474P	268,9	14:28'35.575
8	6'05.627	33.832	22.466	20.408	7'22.333P		14:35'57.908
9	34.887	<b>32.449</b>	<b>21.562</b>	20.146	1'49.044	276,4	14:37'46.952
10	<b>34.527</b>	32.610	21.572	<b>20.090</b>	<b>1'48.799</b>	<b>281,5</b>	14:39'35.751
11	35.979	34.929	22.352	27.641	2'00.901P	272,9	14:41'36.652

10° 16 G. RUIU (1'46.870)							
Lap	Seg.1	Seg.2	Seg.3	Seg.4	Lap Time	km/h	Local Time
1		33.006	21.769	19.946			14:16'56.649
2	34.506	32.467	21.559	19.839	1'48.371	285,9	14:18'45.020
3	34.491	32.232	21.464	19.851	1'48.038	292,1	14:20'33.058
4	34.134	32.321	21.509	<b>19.679</b>	1'47.643	292,1	14:22'20.701
5	34.086	32.057	21.324	19.924	1'47.391	284,4	14:24'08.092
6	34.197	32.006	21.351	19.821	1'47.375	291,3	14:25'55.467
7	34.030	33.578	23.397	30.302	2'01.307P	290,5	14:27'56.774
8	5'30.994	32.840	22.819	20.111	6'46.764P		14:34'43.538
9	34.482	32.301	21.449	19.940	1'48.172	285,9	14:36'31.710
10	36.142	33.951	21.581	19.744	1'51.418	<b>299,3</b>	14:38'23.128
11	<b>33.844</b>	32.040	<b>21.193</b>	19.793	<b>1'46.870</b>	277,1	14:40'09.998
12	33.856	32.220	24.437	25.062	1'55.575	289,7	14:42'05.573
13	33.878	<b>31.999</b>	21.322	19.784	1'46.983	285,2	14:43'52.556
14	37.731	36.059	23.229	21.003	1'58.022	296,9	14:45'50.578

15° 46 M. CUDEVILLE (1'49.733)							
Lap	Seg.1	Seg.2	Seg.3	Seg.4	Lap Time	km/h	Local Time
1		34.433	23.161	20.906			14:17'17.994
2	35.459	33.667	22.767	20.949	1'52.842	279,3	14:19'10.836
3	36.457	32.929	22.129	20.717	1'52.232	<b>285,9</b>	14:21'03.068
4	34.957	<b>32.490</b>	<b>21.812</b>	<b>20.474</b>	<b>1'49.733</b>	272,9	14:22'52.801
5	<b>34.711</b>	33.018	21.843	20.515	1'50.087	281,5	14:24'42.888
6	34.717	32.844	21.873	20.582	1'50.016	282,9	14:26'32.904
7	36.294	33.227	22.069	27.980	1'59.570P	275,7	14:28'32.474
8	7'36.038	33.531	22.216	20.708	8'52.493P		14:37'24.967

11° 45 J. BUEHN (1'48.118)							
Lap	Seg.1	Seg.2	Seg.3	Seg.4	Lap Time	km/h	Local Time
1		33.737	21.845	19.913			14:18'04.514
2	35.269	32.633	21.587	<b>19.763</b>	1'49.252	281,5	14:19'53.766
3	34.638	<b>32.336</b>	21.378	19.766	<b>1'48.118</b>	274,3	14:21'41.884
4	35.497	32.757	21.540	19.886	1'49.680	286,7	14:23'31.564
5	34.548	32.522	21.483	19.820	1'48.373	276,4	14:25'19.937
6	35.123	33.726	21.730	27.680	1'58.259P	261,1	14:27'18.196
7	8'55.639	32.969	21.601	19.907	10'10.116P		14:37'28.312
8	37.822	33.594	21.646	19.925	1'52.987	287,4	14:39'21.299
9	34.308	33.053	21.666	19.930	1'48.957	281,5	14:41'10.256
10	36.627	32.853	21.554	19.863	1'50.897	<b>292,9</b>	14:43'01.153
11	34.299	32.707	21.499	19.809	1'48.314	282,9	14:44'49.467
12	<b>34.228</b>	32.671	<b>21.377</b>	19.882	1'48.158	285,2	14:46'37.625

16° 33 A. YUDHISTIRA (1'50.816)							
Lap	Seg.1	Seg.2	Seg.3	Seg.4	Lap Time	km/h	Local Time
1		34.878	22.683	20.744			14:17'18.071
2	55.920	38.403	21.916	20.157	2'16.396	<b>294,5</b>	14:19'34.467
3	<b>35.576</b>	33.438	<b>21.812</b>	<b>19.990</b>	<b>1'50.816</b>	288,2	14:21'25.283
4	41.916	38.645	22.014	20.060	2'02.635	277,8	14:23'27.918
5	1'02.144	<b>33.341</b>	21.859	32.545	2'29.889P	<b>294,5</b>	14:25'57.807
6	3'06.345	33.473	22.003	20.166	4'21.987P		14:30'19.794
7	35.709	33.589	22.158	20.039	1'51.495	285,2	14:32'11.289
8	38.984	38.204	23.269	32.948	2'13.405P	245,2	14:34'24.694
9	5'41.309	41.786	22.566	20.714	7'06.375P		14:41'31.069
10	36.534	34.909	26.852	35.845	2'14.140P	279,3	14:43'45.209

12° 59 A. SCHACHT (1'48.139)							
Lap	Seg.1	Seg.2	Seg.3	Seg.4	Lap Time	km/h	Local Time
1		33.837	21.825	20.259			14:17'44.070
2	34.553	32.543	<b>21.515</b>	20.382	1'48.993	<b>287,4</b>	14:19'33.063
3	<b>34.113</b>	<b>32.311</b>	21.540	<b>20.175</b>	<b>1'48.139</b>	280,0	14:21'21.202

17° 17 L. DE ULACIA (1'51.776)							
Lap	Seg.1	Seg.2	Seg.3	Seg.4	Lap Time	km/h	Local Time
1		34.977	22.861	21.109			14:17'03.492
2	36.570	34.537	22.372	20.853	1'54.332	261,1	14:18'57.824
3	36.339	34.856	22.466	20.826	1'54.487	275,0	14:20'52.311
4	36.240	34.038	22.671	20.754	1'53.703	279,3	14:22'46.014
5	35.900	34.931	22.512	20.752	1'54.095	276,4	14:24'40.109
6	39.846	34.352	22.128	20.789	1'57.115	<b>284,4</b>	14:26'37.224
7	36.469	34.750	22.539	28.916	2'02.674P	261,1	14:28'39.898
8	4'57.873	34.116	22.365	20.568	6'14.922P		14:34'54.820
9	35.575	<b>33.231</b>	22.350	32.562	2'03.718P	275,7	14:36'58.538
10	1'51.222	34.437	22.191	<b>20.506</b>	3'08.356P		14:40'06.894
11	<b>35.560</b>	33.543	22.145	20.528	<b>1'51.776</b>	280,0	14:41'58.670
12	35.587	33.804	22.336	20.515	1'52.242	277,1	14:43'50.912
13	35.967	33.474	<b>22.121</b>	20.581	1'52.143	267,6	14:45'43.055

13° 77 T. ALBERTO (1'48.213)							
Lap	Seg.1	Seg.2	Seg.3	Seg.4	Lap Time	km/h	Local Time
1		34.560	22.369	20.173			14:18'42.505
2	37.272	33.127	23.793	20.070	1'54.262	272,9	14:20'36.767
3	35.179	33.311	22.155	20.224	1'50.869	279,3	14:22'27.636
4	35.209	33.990	22.911	20.346	1'52.456	281,5	14:24'20.092
5	35.519	34.027	22.292	20.126	1'51.964	264,3	14:26'12.056
6	34.722	33.764	22.118	20.194	1'50.798	281,5	14:28'02.854
7	35.301	33.596	21.887	20.013	1'50.797	277,1	14:29'53.651
8	34.376	32.898	21.800	<b>19.890</b>	1'48.964	284,4	14:31'42.615
9	35.478	34.109	22.479	27.994	2'00.060P	278,6	14:33'42.675
10	6'00.307	33.223	21.742	20.001	7'15.273P		14:40'57.948
11	<b>34.314</b>	33.039	<b>21.524</b>	20.070	1'48.947	280,7	14:42'46.895
12	34.400	33.151	21.951	20.150	1'49.652	<b>286,7</b>	14:44'36.547
13	34.352	<b>32.294</b>	21.619	19.948	<b>1'48.213</b>	283,7	14:46'24.760

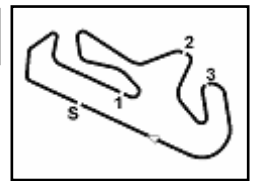
14° 31 V. SUCHET (1'48.799)							
Lap	Seg.1	Seg.2	Seg.3	Seg.4	Lap Time	km/h	Local Time
1		34.746	22.606	20.634			14:17'19.989

14/09/2018 P = Pits In/Out - C = Lap Time Cancelled

These data/results cannot be reproduced, stored and/or transmitted in whole or in part by any manner of electronic, mechanical, photocopying, recording, broadcasting or otherwise now known or herein after developed without the previous express consent by the copyright owner, except for reproduction in daily press and regular printed publications on sale to the public within 60 days of the event related to those data/results and always provided that copyright symbol appears together as follows below.

© DORNA WSBK ORGANIZATION Srl 2018

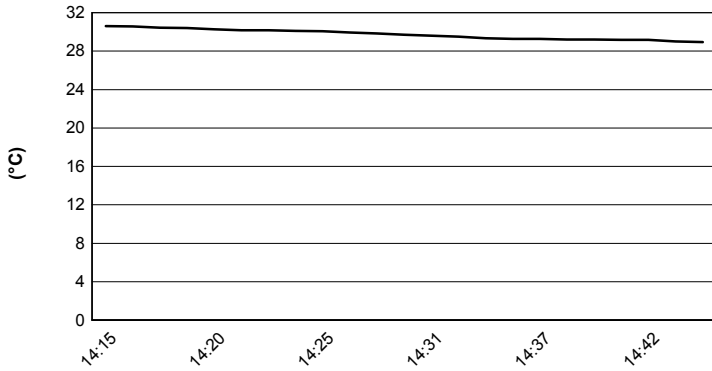




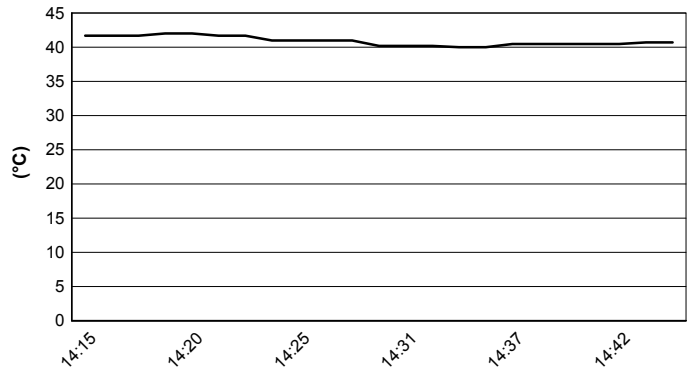
Portimao 4.592 m

**NOLAN Portuguese Round, 14 - 16 September 2018**  
**Superstock 1000 - Weather Report Free Practice 2nd Session**  
 Session started 14:15 - Session ended 14:47

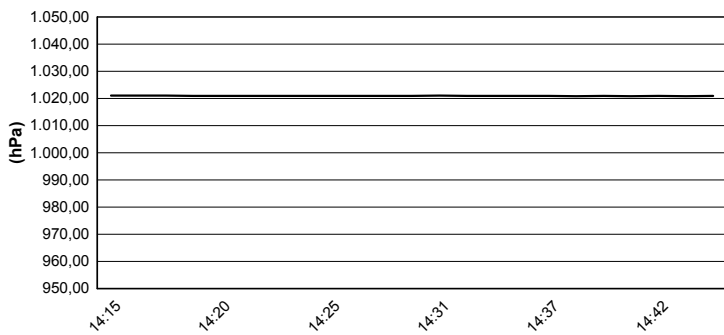
**Air Temperature**



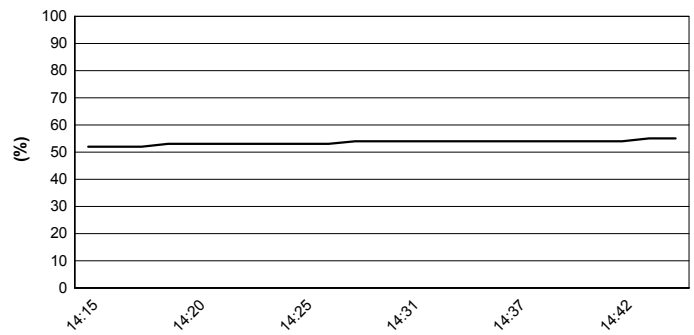
**Track Temperature**



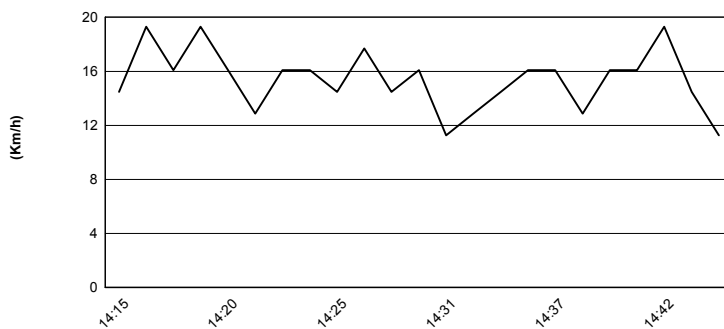
**Air Pressure**



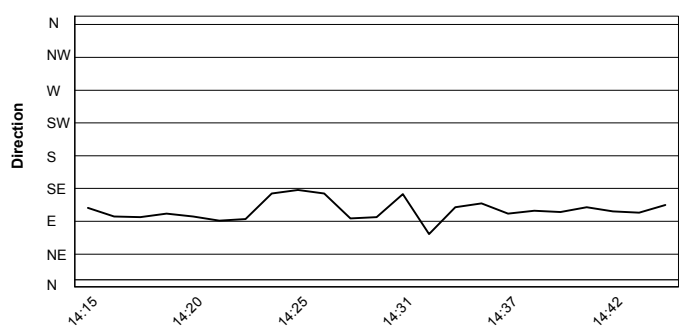
**Humidity**



**Wind Speed**



**Wind Direction**



14/09/2018

These data/results cannot be reproduced, stored and/or transmitted in whole or in part by any manner of electronic, mechanical, photocopying, recording, broadcasting or otherwise now known or herein after developed without the previous express consent by the copyright owner, except for reproduction in daily press and regular printed publications on sale to the public within 60 days of the event related to those data/results and always provided that copyright symbol appears together as follows below.

© DORNA WSBK ORGANIZATION Srl 2018



Official Tyre Supplier



Official Timekeeper