

Portimao 4.592 m

1 / 2

## NOLAN Portuguese Round, 14 - 16 September 2018

### Superstock 1000 - Results Qualifying

No.	Rider	Nat	Team	Bike	Time	Gap	Rel.	Laps	Speed	
									Avg	Max
1	<b>15 F. SANDI</b>	ITA	MOTOCORSA Racing	Ducati 1199 Panigale R	<b>1'43.901</b>			10	159,105	<b>302,7</b>
2	<b>28 M. REITERBERGER</b>	GER	alpha Racing-Van Zon-BMW	BMW S 1000 RR	<b>1'44.017</b>	0.116	0.116	10	158,928	<b>301,8</b>
3	<b>2 R. TAMBURINI</b>	ITA	Berclaz Racing Team	BMW S 1000 RR	<b>1'44.287</b>	0.386	0.270	11	158,516	<b>296,9</b>
4	<b>7 M. SCHEIB</b>	CHI	Aprilia Racing Team	Aprilia RSV4 RF	<b>1'44.668</b>	0.767	0.381	11	157,939	<b>299,3</b>
5	<b>21 F. MARINO</b>	FRA	URBIS Yamaha Motoxracing STK Team	Yamaha YZF R1	<b>1'44.692</b>	0.791	0.024	12	157,903	<b>305,2</b>
6	<b>23 L. SALVADORI</b>	ITA	Berclaz Racing Team	BMW S 1000 RR	<b>1'45.321</b>	1.420	0.629	9	156,960	<b>296,9</b>
7	<b>70 L. VITALI</b>	ITA	Aprilia Racing Team	Aprilia RSV4 RF	<b>1'45.350</b>	1.449	0.029	12	156,917	<b>297,7</b>
8	<b>52 A. DELBIANCO</b>	ITA	GULF ALTHEA BMW Racing Team	BMW S 1000 RR	<b>1'45.370</b>	1.469	0.020	11	156,887	<b>298,5</b>
9	<b>16 G. RUIU</b>	ITA	Team Pedercini Racing	Kawasaki ZX-10RR	<b>1'45.844</b>	1.943	0.474	11	156,185	<b>294,5</b>
10	<b>77 T. ALBERTO</b>	PHI	MOTOCORSA Racing	Ducati 1199 Panigale R	<b>1'46.074</b>	2.173	0.230	11	155,846	<b>295,3</b>
11	<b>45 J. BUEHN</b>	GER	alpha Racing-Van Zon-BMW	BMW S 1000 RR	<b>1'46.140</b>	2.239	0.066	13	155,749	<b>292,9</b>
12	<b>6 E. PUSCEDDU</b>	ITA	D.K. Racing	BMW S 1000 RR	<b>1'46.522</b>	2.621	0.382	12	155,190	<b>296,9</b>
13	<b>59 A. SCHACHT</b>	DEN	EAB SCHACHT Racing Team	Ducati 1199 Panigale R	<b>1'46.926</b>	3.025	0.404	12	154,604	<b>285,2</b>
14	<b>46 M. CUDEVILLE</b>	FRA	Flembo Leader Team	Kawasaki ZX-10RR	<b>1'47.502</b>	3.601	0.576	13	153,776	<b>285,2</b>
15	<b>31 V. SUCHET</b>	SUI	Flembo Leader Team	Kawasaki ZX-10RR	<b>1'47.743</b>	3.842	0.241	13	153,432	<b>284,4</b>
16	<b>33 A. YUDHISTIRA</b>	INA	C.M. Racing	Kawasaki ZX-10RR	<b>1'47.816</b>	3.915	0.073	11	153,328	<b>296,9</b>
17	<b>17 L. DE ULACIA</b>	ESP	Kawasaki PALMETO PL Racing	Kawasaki ZX-10RR	<b>1'49.270</b>	5.369	1.454	14	151,288	<b>284,4</b>

Qualifying Lap Time (107% of 1'43.901): 1'51.175

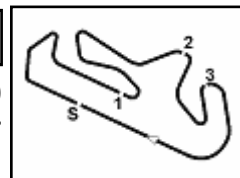
AIR	Humidity:	46%	Temp:	30°C
TRACK	Condition:	Dry	Temp:	40°C

Records	Pole (QP)	2015	R.Tamburini	1'44.522	158,160	Km/h
	Race (RC)	2017	T.Razgatioglu	1'44.789	157,760	Km/h
	Circuit (QP)	2015	R.Tamburini	1'44.522	158,160	Km/h

Start 15/09/2018 15:00 End 15:31 The results are provisional until the end of the time limit for protests and appeals and the completion of the technical checks.

These data/results cannot be reproduced, stored and/or transmitted in whole or in part by any manner of electronic, mechanical, photocopying, recording, broadcasting or otherwise now known or herein after developed without the previous express consent by the copyright owner, except for reproduction in daily press and regular printed publications on sale to the public within 60 days of the event related to those data/results and always provided that copyright symbol appears together as follows below.

© DORNA WSBK ORGANIZATION Srl 2018



### NOLAN Portuguese Round, 14 - 16 September 2018

### Superstock 1000 - Results Qualifying

#### Session Highlights

Local Time	No. Rider	Description
15.00.00		Start
15.04.54		New Pole Record
15.07.19	7 M. SCHEIB	On Asphalt - Re-Joined - Turn 1
15.08.08	46 M. CUDEVILLE	On Asphalt - Turn 1
15.08.34	6 E. PUSCEDDU	On Asphalt - Re-Joined - Turn 1
15.08.40	52 A. DELBIANCO	On Asphalt - Re-Joined - Turn 1
15.09.00	2 R. TAMBURINI	On Asphalt - Re-Joined - Turn 1
15.09.44	31 V. SUCHET	On Asphalt - Re-Joined - Turn 1
15.10.00	16 G. RUIU	On Asphalt - Re-Joined - Turn 11
15.10.35	59 A. SCHACHT	On Asphalt - Re-Joined - Turn 1
15.21.33	33 A. YUDHISTIRA	On Asphalt - Re-Joined - Turn 1
15.21.34	77 T. ALBERTO	On Asphalt - Re-Joined - Turn 1
15.21.52	7 M. SCHEIB	On Asphalt - Re-Joined - Turn 3
15.25.33	46 M. CUDEVILLE	On Asphalt - Re-Joined - Turn 1
15.25.45	16 G. RUIU	On Asphalt - Re-Joined - Turn 5
15.27.12	31 V. SUCHET	On Asphalt - Re-Joined - Turn 1
15.31.59		End Of Session

#### Fastest Laps Sequence

No. Rider	Nat	Team	Bike	Local Time	Time	Gap	Avg
46 M. CUDEVILLE	FRA	Flembbo Leader Team	Kawasaki ZX-10RR	15:03'52.513	<b>1'50.107</b>		150,138
45 J. BUEHN	GER	alpha Racing-Van Zon-BMW	BMW S 1000 RR	15:03'57.742	<b>1'49.755</b>	-0.352	150,619
52 A. DELBIANCO	ITA	GULF ALTHEA BMW Racing Team	BMW S 1000 RR	15:04'28.871	<b>1'46.813</b>	-2.942	154,768
21 F. MARINO	FRA	URBIS Yamaha Motoxrcing STK Team	Yamaha YZF R1	15:04'35.320	<b>1'46.698</b>	-0.115	154,934
28 M. REITERBERGER	GER	alpha Racing-Van Zon-BMW	BMW S 1000 RR	15:04'41.308	<b>1'44.434</b>	-2.264	158,293
15 F. SANDI	ITA	MOTOCORSA Racing	Ducati 1199 Panigale R	15:05'08.836	<b>1'44.286</b>	-0.148	158,518
15 F. SANDI	ITA	MOTOCORSA Racing	Ducati 1199 Panigale R	15:20'09.760	<b>1'43.901</b>	-0.385	159,105

Start 15:00 End 15:31 The results are provisional until the end of the time limit for protests and appeals and the completion of the technical checks.

These data/results cannot be reproduced, stored and/or transmitted in whole or in part by any manner of electronic, mechanical, photocopying, recording, broadcasting or otherwise now known or herein after developed without the previous express consent by the copyright owner, except for reproduction in daily press and regular printed publications on sale to the public within 60 days of the event related to those data/results and always provided that copyright symbol appears together as follows below.

© DORNA WSBK ORGANIZATION Srl 2018

### NOLAN Portuguese Round, 14 - 16 September 2018

#### Superstock 1000 - Best Sector & Speed Qualifying

Portimao 4.592 m

BEST LAP		
1	15 F. SANDI	Ducati 1199 Panigale R 1'43.901
2	28 M. REITERBERGER	BMW S 1000 RR 1'44.017
3	2 R. TAMBURINI	BMW S 1000 RR 1'44.287
4	7 M. SCHEIB	Aprilia RSV4 RF 1'44.668
5	21 F. MARINO	Yamaha YZF R1 1'44.692
6	23 L. SALVADORI	BMW S 1000 RR 1'45.321
7	70 L. VITALI	Aprilia RSV4 RF 1'45.350
8	52 A. DELBIANCO	BMW S 1000 RR 1'45.370
9	16 G. RUIU	Kawasaki ZX-10RR 1'45.844
10	77 T. ALBERTO	Ducati 1199 Panigale R 1'46.074
11	45 J. BUEHN	BMW S 1000 RR 1'46.140
12	6 E. PUSCEDDU	BMW S 1000 RR 1'46.522
13	59 A. SCHACHT	Ducati 1199 Panigale R 1'46.926
14	46 M. CUDEVILLE	Kawasaki ZX-10RR 1'47.502
15	31 V. SUCHET	Kawasaki ZX-10RR 1'47.743
16	33 A. YUDHISTIRA	Kawasaki ZX-10RR 1'47.816
17	17 L. DE ULACIA	Kawasaki ZX-10RR 1'49.270

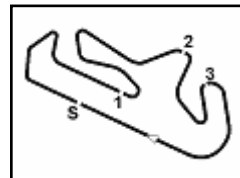
SPEED		
1	21 F. MARINO	Yamaha YZF R1 305,2
2	15 F. SANDI	Ducati 1199 Panigale R 302,7
3	28 M. REITERBERGER	BMW S 1000 RR 301,8
4	7 M. SCHEIB	Aprilia RSV4 RF 299,3
5	52 A. DELBIANCO	BMW S 1000 RR 298,5
6	70 L. VITALI	Aprilia RSV4 RF 297,7
7	33 A. YUDHISTIRA	Kawasaki ZX-10RR 296,9
8	6 E. PUSCEDDU	BMW S 1000 RR 296,9
9	2 R. TAMBURINI	BMW S 1000 RR 296,9
10	23 L. SALVADORI	BMW S 1000 RR 296,9
11	77 T. ALBERTO	Ducati 1199 Panigale R 295,3
12	16 G. RUIU	Kawasaki ZX-10RR 294,5
13	45 J. BUEHN	BMW S 1000 RR 292,9
14	46 M. CUDEVILLE	Kawasaki ZX-10RR 285,2
15	59 A. SCHACHT	Ducati 1199 Panigale R 285,2
16	17 L. DE ULACIA	Kawasaki ZX-10RR 284,4
17	31 V. SUCHET	Kawasaki ZX-10RR 284,4

SEG. 1		SEG. 2		SEG. 3		SEG. 4	
1	15 F. SANDI 32.668	1	15 F. SANDI 30.832	1	28 M. REITERBERGER 20.522	1	15 F. SANDI 19.331
2	28 M. REITERBERGER 32.808	2	28 M. REITERBERGER 30.874	2	2 R. TAMBURINI 20.657	2	28 M. REITERBERGER 19.374
3	2 R. TAMBURINI 32.887	3	2 R. TAMBURINI 31.056	3	15 F. SANDI 20.722	3	45 J. BUEHN 19.385
4	21 F. MARINO 32.926	4	21 F. MARINO 31.272	4	7 M. SCHEIB 20.725	4	52 A. DELBIANCO 19.458
5	52 A. DELBIANCO 32.938	5	7 M. SCHEIB 31.334	5	21 F. MARINO 20.762	5	2 R. TAMBURINI 19.482
6	7 M. SCHEIB 33.009	6	70 L. VITALI 31.350	6	70 L. VITALI 20.865	6	7 M. SCHEIB 19.495
7	23 L. SALVADORI 33.289	7	23 L. SALVADORI 31.433	7	52 A. DELBIANCO 20.964	7	23 L. SALVADORI 19.541
8	70 L. VITALI 33.291	8	52 A. DELBIANCO 31.558	8	23 L. SALVADORI 20.996	8	70 L. VITALI 19.544
9	77 T. ALBERTO 33.393	9	16 G. RUIU 31.630	9	77 T. ALBERTO 21.032	9	77 T. ALBERTO 19.565
10	45 J. BUEHN 33.412	10	45 J. BUEHN 31.786	10	45 J. BUEHN 21.034	10	16 G. RUIU 19.579
11	16 G. RUIU 33.501	11	6 E. PUSCEDDU 31.787	11	6 E. PUSCEDDU 21.041	11	21 F. MARINO 19.618
12	6 E. PUSCEDDU 33.523	12	77 T. ALBERTO 31.888	12	16 G. RUIU 21.134	12	33 A. YUDHISTIRA 19.642
13	59 A. SCHACHT 33.945	13	59 A. SCHACHT 31.892	13	46 M. CUDEVILLE 21.219	13	59 A. SCHACHT 19.783
14	46 M. CUDEVILLE 33.969	14	46 M. CUDEVILLE 32.177	14	59 A. SCHACHT 21.236	14	6 E. PUSCEDDU 19.796
15	31 V. SUCHET 34.001	15	31 V. SUCHET 32.237	15	31 V. SUCHET 21.335	15	31 V. SUCHET 19.925
16	33 A. YUDHISTIRA 34.157	16	33 A. YUDHISTIRA 32.410	16	33 A. YUDHISTIRA 21.348	16	46 M. CUDEVILLE 20.137
17	17 L. DE ULACIA 34.516	17	17 L. DE ULACIA 32.780	17	17 L. DE ULACIA 21.521	17	17 L. DE ULACIA 20.169

15/09/2018

These data/results cannot be reproduced, stored and/or transmitted in whole or in part by any manner of electronic, mechanical, photocopying, recording, broadcasting or otherwise now known or herein after developed without the previous express consent by the copyright owner, except for reproduction in daily press and regular printed publications on sale to the public within 60 days of the event related to those data/results and always provided that copyright symbol appears together as follows below.

© DORNA WSBK ORGANIZATION Srl 2018



Portimao 4.592 m

### NOLAN Portuguese Round, 14 - 16 September 2018

#### Superstock 1000 - Ideal Time Qualifying

No.	Rider	Nat	Bike	Seg. 1	Seg. 2	Seg. 3	Seg. 4	Ideal Time		
				Diff. 1	Diff. 2	Diff. 3	Diff. 4	Best Lap	Pos.	Diff.
1	<b>15 F. SANDI</b>	ITA	Ducati 1199 Panigale R	<b>32.668</b>	<b>30.832</b>	20.722 0.348	<b>19.331</b>	<b>1'43.553</b>	1	0.348
2	<b>28 M. REITERBERGER</b>	GER	BMW S 1000 RR	32.808	30.874	<b>20.522</b> 0.372	19.374 0.067	<b>1'43.578</b>	2	0.439
3	<b>2 R. TAMBURINI</b>	ITA	BMW S 1000 RR	32.887 0.084	31.056	20.657 0.117	19.482 0.004	<b>1'44.082</b>	3	0.205
4	<b>7 M. SCHEIB</b>	CHI	Aprilia RSV4 RF	33.009 0.105	31.334	20.725	19.495	<b>1'44.563</b>	4	0.105
5	<b>21 F. MARINO</b>	FRA	Yamaha YZF R1	32.926 0.066	31.272 0.032	20.762	19.618 0.016	<b>1'44.578</b>	5	0.114
6	<b>52 A. DELBIANCO</b>	ITA	BMW S 1000 RR	32.938	31.558 0.288	20.964	19.458 0.164	<b>1'44.918</b>	8	0.452
7	<b>70 L. VITALI</b>	ITA	Aprilia RSV4 RF	33.291 0.184	31.350	20.865 0.062	19.544 0.054	<b>1'45.050</b>	7	0.300
8	<b>23 L. SALVADORI</b>	ITA	BMW S 1000 RR	33.289 0.027	31.433	20.996 0.035	19.541	<b>1'45.259</b>	6	0.062
9	<b>45 J. BUEHN</b>	GER	BMW S 1000 RR	33.412	31.786 0.193	21.034 0.129	19.385 0.201	<b>1'45.617</b>	11	0.523
10	<b>16 G. RUIU</b>	ITA	Kawasaki ZX-10RR	33.501	31.630	21.134	19.579	<b>1'45.844</b>	9	
11	<b>77 T. ALBERTO</b>	PHI	Ducati 1199 Panigale R	33.393	31.888 0.172	21.032	19.565 0.024	<b>1'45.878</b>	10	0.196
12	<b>6 E. PUSCEDDU</b>	ITA	BMW S 1000 RR	33.523 0.375	31.787	21.041	19.796	<b>1'46.147</b>	12	0.375
13	<b>59 A. SCHACHT</b>	DEN	Ducati 1199 Panigale R	33.945 0.006	31.892	21.236 0.032	19.783 0.032	<b>1'46.856</b>	13	0.070
14	<b>31 V. SUCHET</b>	SUI	Kawasaki ZX-10RR	34.001	32.237 0.132	21.335 0.113	19.925	<b>1'47.498</b>	15	0.245
15	<b>46 M. CUDEVILLE</b>	FRA	Kawasaki ZX-10RR	33.969	32.177	21.219	20.137	<b>1'47.502</b>	14	
16	<b>33 A. YUDHISTIRA</b>	INA	Kawasaki ZX-10RR	34.157	32.410 0.013	21.348 0.129	19.642 0.117	<b>1'47.557</b>	16	0.259
17	<b>17 L. DE ULACIA</b>	ESP	Kawasaki ZX-10RR	34.516	32.780 0.157	21.521	20.169 0.127	<b>1'48.986</b>	17	0.284
<b>Overall Ideal Time</b>				<b>32.668</b>	<b>30.832</b>	<b>20.522</b>	<b>19.331</b>	<b>1'43.353</b>		

15/09/2018

These data/results cannot be reproduced, stored and/or transmitted in whole or in part by any manner of electronic, mechanical, photocopying, recording, broadcasting or otherwise now known or herein after developed without the previous express consent by the copyright owner, except for reproduction in daily press and regular printed publications on sale to the public within 60 days of the event related to those data/results and always provided that copyright symbol appears together as follows below.

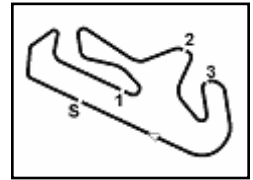
© DORNA WSBK ORGANIZATION Srl 2018

**PIRELLI PERUGIA TIMING**


Official Tyre Supplier



Official Timekeeper



### NOLAN Portuguese Round, 14 - 16 September 2018

#### Superstock 1000 - Chronological Analysis Qualifying

Portimao 4.592 m

1 / 3

1° 15 F. SANDI (1'43.901)							
Lap	Seg.1	Seg.2	Seg.3	Seg.4	Lap Time	km/h	Local Time
1		34.290	22.587	19.573			15:03'24.550
2	32.955	31.022	20.740	19.569	1'44.286	293,7	15:05'08.836
3	32.886	31.112	<b>20.722</b>	19.585	1'44.305	<b>302,7</b>	15:06'53.141
4	33.225	31.391	21.050	19.687	1'45.353	291,3	15:08'38.494
5	33.319	31.882	21.212	27.251	1'53.664P	293,7	15:10'32.158
6	6'40.945	32.128	21.137	19.491	7'53.701P		15:18'25.859
7	<b>32.668</b>	<b>30.832</b>	21.070	<b>19.331</b>	<b>1'43.901</b>	299,3	15:20'09.760
8	32.746	31.012	20.755	19.624	1'44.137	298,5	15:21'53.897
9	34.940	32.191	21.399	27.054	1'55.584P	294,5	15:23'49.481
10	3'53.413	32.221	22.184	19.696	5'07.514P		15:28'56.995
11	32.885	31.125	21.069	19.946	1'45.025	301,0	15:30'42.020

5	33.353	31.326	20.808	19.655	1'45.142	300,2	15:14'35.135
6	33.006	31.325	20.804	19.712	1'44.847	300,2	15:16'19.982
7	32.992	31.304	<b>20.762</b>	19.634	<b>1'44.692</b>	299,3	15:18'04.674
8	33.403	31.783	21.342	25.603	1'52.131P	300,2	15:19'56.805
9	2'46.315	32.596	21.224	19.959	4'00.094P		15:23'56.899
10	34.892	33.088	21.038	19.684	1'48.702	297,7	15:25'45.601
11	<b>32.926</b>	31.370	20.892	<b>19.618</b>	1'44.806	299,3	15:27'30.407
12	33.014	<b>31.272</b>	20.844	19.714	1'44.844	<b>305,2</b>	15:29'15.251
13	32.962	31.358	21.016	19.738	1'45.074	298,5	15:31'00.325

2° 28 M. REITERBERGER (1'44.017)							
Lap	Seg.1	Seg.2	Seg.3	Seg.4	Lap Time	km/h	Local Time
1		32.810	21.792	19.599			15:02'56.874
2	33.132	31.114	20.697	19.491	1'44.434	300,2	15:04'41.308
3	33.100	31.593	22.844	21.657	1'49.194	300,2	15:06'30.502
4	33.190	31.205	20.716	19.654	1'44.765	300,2	15:08'15.267
5	39.046	35.454	22.162	27.441	2'04.103P	294,5	15:10'19.370
6	10'10.202	32.738	21.167	19.468	11'23.575P		15:21'42.945
7	<b>32.808</b>	<b>30.874</b>	20.894	19.441	<b>1'44.017</b>	298,5	15:23'26.962
8	33.060	31.169	<b>20.522</b>	<b>19.374</b>	1'44.125	297,7	15:25'11.087
9	40.170	37.110	21.870	29.971	2'09.121	297,7	15:27'20.208
10	33.129	30.988	20.641	19.491	1'44.249	299,3	15:29'04.457
11	33.014	31.139	21.764	19.697	1'45.614	<b>301,8</b>	15:30'50.071

6° 23 L. SALVADORI (1'45.321)							
Lap	Seg.1	Seg.2	Seg.3	Seg.4	Lap Time	km/h	Local Time
1		35.943	23.961	20.027			15:02'57.195
2	33.787	31.620	<b>20.996</b>	19.867	1'46.270	292,1	15:04'43.465
3	35.589	32.593	21.637	20.182	1'50.001	294,5	15:06'33.466
4	33.871	32.720	21.289	30.865	1'58.745P	296,1	15:08'32.211
5	7'44.878	33.197	23.287	20.068	9'01.430P		15:17'33.641
6	33.316	<b>31.433</b>	21.031	<b>19.541</b>	<b>1'45.321</b>	291,3	15:19'18.962
7	<b>33.289</b>	31.735	21.116	19.736	1'45.876	<b>296,9</b>	15:21'04.838
8	35.954	32.550	21.288	29.348	1'59.140P	290,5	15:23'03.978
9	3'50.783	37.377	23.037	21.343	5'12.540P		15:28'16.518
10	33.743	35.167	23.358	20.698	1'52.966	291,3	15:30'09.484

3° 2 R. TAMBURINI (1'44.287)							
Lap	Seg.1	Seg.2	Seg.3	Seg.4	Lap Time	km/h	Local Time
1		34.225	22.193	20.120			15:03'11.146
2	34.016	31.926	21.336	19.926	1'47.204	280,7	15:04'58.350
3	33.292	31.807	21.080	19.780	1'45.959	295,3	15:06'44.309
4	33.295	31.593	20.991	19.846	1'45.725	294,5	15:08'30.034
5	36.689	32.947	21.619	26.485	1'57.740P	286,7	15:10'27.774
6	5'49.003	33.286	23.291	20.163	7'05.743P		15:17'33.517
7	33.259	31.265	20.839	<b>19.482</b>	1'44.845	295,3	15:19'18.362
8	32.998	31.465	20.780	19.518	1'44.761	293,7	15:21'03.123
9	36.626	32.727	21.339	27.233	1'57.925P	278,6	15:23'01.048
10	2'58.163	32.640	21.599	20.057	4'12.459P		15:27'13.507
11	32.971	<b>31.056</b>	20.774	19.486	<b>1'44.287</b>	<b>296,9</b>	15:28'57.794
12	<b>32.887</b>	31.063	<b>20.657</b>	19.708	1'44.315	296,1	15:30'42.109

7° 70 L. VITALI (1'45.350)							
Lap	Seg.1	Seg.2	Seg.3	Seg.4	Lap Time	km/h	Local Time
1		36.977	21.696	19.840			15:03'19.588
2	33.928	31.765	21.053	19.645	1'46.391	277,8	15:05'05.979
3	33.376	31.820	20.947	19.799	1'45.942	292,1	15:06'51.921
4	33.488	32.027	21.032	19.948	1'46.495	296,9	15:08'38.416
5	33.795	31.885	21.161	27.675	1'54.516P	272,9	15:10'32.932
6	5'40.350	33.696	27.486	19.908	7'01.440P		15:17'34.372
7	33.392	31.578	<b>20.865</b>	<b>19.544</b>	1'45.379	291,3	15:19'19.751
8	33.475	<b>31.350</b>	20.927	19.598	<b>1'45.350</b>	293,7	15:21'05.101
9	35.274	32.755	21.285	20.077	1'49.391	289,7	15:22'54.492
10	33.310	31.690	20.958	19.791	1'45.749	296,9	15:24'40.241
11	39.833	34.477	23.023	20.617	1'57.950	279,3	15:26'38.191
12	<b>33.291</b>	31.822	25.594	20.503	1'51.210	296,9	15:28'29.401
13	33.346	31.687	26.061	20.019	1'51.113	<b>297,7</b>	15:30'20.514

4° 7 M. SCHEIB (1'44.668)							
Lap	Seg.1	Seg.2	Seg.3	Seg.4	Lap Time	km/h	Local Time
1		33.650	21.673	19.974			15:03'19.352
2	33.808	31.639	20.924	19.575	1'45.946	293,7	15:05'05.298
3	33.079	31.487	20.772	19.606	1'44.944	297,7	15:06'50.242
4	39.854	33.423	22.098	25.478	2'00.853P	<b>299,3</b>	15:08'51.095
5	7'19.165	32.086	21.815	20.195	8'33.261P		15:17'24.356
6	33.114	<b>31.334</b>	<b>20.725</b>	<b>19.495</b>	1'44.668	298,5	15:19'09.024
7	<b>33.009</b>	37.422	21.896	20.100	1'52.427	<b>299,3</b>	15:21'01.451
8	40.128	32.374	21.428	26.694	2'00.624P	298,5	15:23'02.075
9	1'47.822	32.419	21.544	19.956	3'01.741P		15:26'03.816
10	33.689	31.722	21.107	19.705	1'46.223	298,5	15:27'50.039
11	33.284	31.625	20.965	19.754	1'45.628	298,5	15:29'35.667
12	33.570	31.755	21.067	19.674	1'46.066	297,7	15:31'21.733

8° 52 A. DELBIANCO (1'45.370)							
Lap	Seg.1	Seg.2	Seg.3	Seg.4	Lap Time	km/h	Local Time
1		38.933	29.256	20.018			15:02'42.058
2	33.965	32.013	21.377	<b>19.458</b>	1'46.813	280,7	15:04'28.871
3	33.346	<b>31.558</b>	21.310	19.891	1'46.105	295,3	15:06'14.976
4	33.421	31.833	21.316	19.701	1'46.271	292,9	15:08'01.247
5	41.452	34.397	22.360	26.959	2'05.168P	293,7	15:10'06.415
6	5'54.799	33.032	21.717	19.793	7'09.341P		15:17'15.756
7	33.231	31.684	20.991	19.584	1'45.490	290,5	15:19'01.246
8	<b>32.938</b>	31.846	<b>20.964</b>	19.622	<b>1'45.370</b>	<b>298,5</b>	15:20'46.616
9	33.565	31.728	21.081	19.764	1'46.138	286,7	15:22'32.754
10	33.539	33.029	23.457	28.161	1'58.186P	292,1	15:24'30.940
11	3'05.910	35.805	21.757	19.751	4'23.223P		15:28'54.163
12	33.521	31.814	21.187	19.657	1'46.179	294,5	15:30'40.342

5° 21 F. MARINO (1'44.692)							
Lap	Seg.1	Seg.2	Seg.3	Seg.4	Lap Time	km/h	Local Time
1		32.811	21.344	20.312			15:02'48.622
2	33.626	31.860	21.153	20.059	1'46.698	297,7	15:04'35.320
3	37.389	32.535	21.535	27.196	1'58.655P	290,5	15:06'33.975
4	5'02.358	32.243	21.591	19.826	6'16.018P		15:12'49.993

9° 16 G. RUIJU (1'45.844)							
Lap	Seg.1	Seg.2	Seg.3	Seg.4	Lap Time	km/h	Local Time
1		47.095	26.894	27.105			15:02'45.542
2	34.898	32.962	22.232	19.840	1'49.932	277,1	15:04'35.474
3	37.530	32.527	21.633	20.316	1'52.006	274,3	15:06'27.480
4	33.757	32.136	22.581	19.817	1'48.291	287,4	15:08'15.771
5	35.434	38.065	25.012	25.085	2'03.596	<b>294,5</b>	15:10'19.367
6	34.731	32.293	21.342	19.813	1'48.179	282,2	15:12'07.546
7	33.635	31.739	21.247	19.860	1'46.481	290,5	15:13'54.027
8	35.163	33.181	22.382	28.314	1'59.040P	290,5	15:15'53.067

15/09/2018 P = Pits In/Out - C = Lap Time Cancelled

These data/results cannot be reproduced, stored and/or transmitted in whole or in part by any manner of electronic, mechanical, photocopying, recording, broadcasting or otherwise now known or herein after developed without the previous express consent by the copyright owner, except for reproduction in daily press and regular printed publications on sale to the public within 60 days of the event related to those data/results and always provided that copyright symbol appears together as follows below.

© DORNA WSBK ORGANIZATION Srl 2018

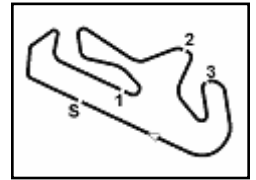
FICR PERUGIA TIMING



Official Tyre Supplier



Official Timekeeper



### NOLAN Portuguese Round, 14 - 16 September 2018

#### Superstock 1000 - Chronological Analysis Qualifying

9	3'47.117	32.446	28.061	21.050	5'08.674P	15:21'01.741	10	33.951	<b>31.892</b>	21.268	19.815	<b>1'46.926</b>	281,5	15:26'13.080	
10	36.453	35.361	21.335	19.986	1'53.135	288,2	15:22'54.876	11	<b>33.945</b>	32.056	21.513	<b>19.783</b>	1'47.297	280,7	15:28'00.377
11	<b>33.501</b>	<b>31.630</b>	<b>21.134</b>	<b>19.579</b>	<b>1'45.844</b>	284,4	15:24'40.720	12	<b>33.965</b>	32.097	21.404	19.906	1'47.372	282,9	15:29'47.749
12	38.548	39.938	22.520	31.419	2'12.425P	289,7	15:26'53.145	13	48.343	36.796	22.491	20.276	2'07.906	280,7	15:31'55.655

10° 77 T. ALBERTO (1'46.074)							
Lap	Seg.1	Seg.2	Seg.3	Seg.4	Lap Time	km/h	Local Time
1		40.262	22.939	34.031			15:02'43.125
2	34.368	32.575	21.579	19.841	1'48.363	268,2	15:04'31.488
3	34.205	32.261	21.356	19.667	1'47.489	282,2	15:06'18.977
4	33.900	32.465	21.456	19.775	1'47.596	285,2	15:08'06.573
5	34.068	32.566	21.642	19.867	1'48.143	277,8	15:09'54.716
6	35.893	34.100	22.350	28.587	2'00.930P	272,9	15:11'55.646
7	4'00.529	35.895	24.279	19.766	5'20.469P		15:17'16.115
8	<b>33.393</b>	32.060	<b>21.032</b>	19.589	<b>1'46.074</b>	<b>295,3</b>	15:19'02.189
9	34.041	32.173	21.182	19.648	1'47.044	283,7	15:20'49.233
10	41.030	33.217	21.919	31.059	2'07.225P	287,4	15:22'56.458
11	4'47.603	32.735	21.661	19.588	6'01.587P		15:28'58.045
12	33.591	<b>31.888</b>	21.279	<b>19.565</b>	1'46.323	274,3	15:30'44.368

14° 46 M. CUDEVILLE (1'47.502)							
Lap	Seg.1	Seg.2	Seg.3	Seg.4	Lap Time	km/h	Local Time
1		34.691	23.120	20.945			15:02'02.406
2	35.133	33.020	21.582	20.372	1'50.107	277,8	15:03'52.513
3	38.408	33.080	24.079	20.640	1'56.207	277,8	15:05'48.720
4	34.702	32.864	22.792	20.700	1'51.058	280,7	15:07'39.778
5	39.527	33.700	23.285	20.601	1'57.113	<b>285,2</b>	15:09'36.891
6	34.538	32.391	21.644	20.425	1'48.998	282,2	15:11'25.889
7	34.226	32.371	21.351	20.454	1'48.402	284,4	15:13'14.291
8	42.686	34.521	22.287	30.457	2'09.951P	277,8	15:15'24.242
9	4'41.420	34.031	23.586	20.840	5'59.877P		15:21'24.119
10	34.219	32.227	21.536	20.184	1'48.166	282,2	15:23'12.285
11	<b>33.969</b>	<b>32.177</b>	<b>21.219</b>	<b>20.137</b>	<b>1'47.502</b>	282,9	15:24'59.787
12	41.281	35.215	22.513	20.478	1'59.487	280,7	15:26'59.274
13	34.251	32.378	21.240	20.441	1'48.310	283,7	15:28'47.584
14	48.385	40.570	22.232	27.200	2'18.387P	256,2	15:31'05.971

11° 45 J. BUEHN (1'46.140)							
Lap	Seg.1	Seg.2	Seg.3	Seg.4	Lap Time	km/h	Local Time
1		38.243	24.039	20.644			15:02'07.987
2	34.989	33.282	21.748	19.736	1'49.755	276,4	15:03'57.742
3	35.024	33.265	21.739	28.022	1'58.050P	280,7	15:05'55.792
4	3'02.249	33.144	21.673	19.901	4'16.967P		15:10'12.759
5	34.001	32.313	21.300	19.555	1'47.169	282,2	15:11'59.928
6	34.040	32.039	21.093	19.484	1'46.656	288,2	15:13'46.584
7	33.775	32.159	<b>21.034</b>	19.495	1'46.463	288,2	15:15'33.047
8	38.450	35.617	21.818	26.595	2'02.480P	281,5	15:17'35.527
9	3'00.431	35.842	22.980	19.672	4'18.925P		15:21'54.452
10	33.957	31.816	21.148	<b>19.385</b>	1'46.306	280,0	15:23'40.758
11	<b>33.412</b>	31.979	21.163	19.586	<b>1'46.140</b>	<b>292,9</b>	15:25'26.898
12	34.347	32.238	21.544	20.469	1'48.598	265,6	15:27'15.496
13	33.843	<b>31.786</b>	21.080	19.529	1'46.238	275,7	15:29'01.734
14	39.088	34.765	21.981	22.087	1'57.921	258,6	15:30'59.655

15° 31 V. SUCHET (1'47.743)							
Lap	Seg.1	Seg.2	Seg.3	Seg.4	Lap Time	km/h	Local Time
1		34.726	23.232	22.020			15:02'03.294
2	35.888	33.616	22.275	20.236	1'52.015	270,9	15:03'55.309
3	34.796	32.333	21.410	20.271	1'48.810	274,3	15:05'44.119
4	34.564	32.311	<b>21.335</b>	20.087	1'48.297	273,6	15:07'32.416
5	34.208	<b>32.237</b>	21.533	20.084	1'48.062	<b>284,4</b>	15:09'20.478
6	40.161	34.252	22.741	28.100	2'05.254P	282,2	15:11'25.732
7	4'29.918	35.513	25.501	20.087	5'51.019P		15:17'16.751
8	34.303	32.465	21.345	19.962	1'48.075	282,9	15:19'04.826
9	34.169	32.444	21.431	19.945	1'47.989	283,7	15:20'52.815
10	<b>34.001</b>	32.369	21.448	<b>19.925</b>	<b>1'47.743</b>	283,7	15:22'40.558
11	39.600	34.206	23.716	23.563	2'01.085	276,4	15:24'41.643
12	34.601	32.464	21.445	19.927	1'48.437	275,7	15:26'30.080
13	39.357	34.603	21.874	20.112	1'55.946	266,2	15:28'26.026
14	34.162	32.299	21.344	20.184	1'47.989	283,7	15:30'14.015

12° 6 E. PUSCEDDU (1'46.522)							
Lap	Seg.1	Seg.2	Seg.3	Seg.4	Lap Time	km/h	Local Time
1		52.948	28.937	22.111			15:02'41.349
2	34.918	32.223	21.301	19.823	1'48.265	280,0	15:04'29.614
3	33.766	31.912	21.159	20.114	1'46.951	291,3	15:06'16.565
4	33.585	31.807	21.379	19.967	1'46.738	<b>296,9</b>	15:08'03.303
5	41.381	35.014	22.531	28.231	2'07.157P	283,7	15:10'10.460
6	2'35.937	37.589	22.477	20.351	3'56.354P		15:14'06.814
7	34.101	32.058	21.383	20.143	1'47.685	287,4	15:15'54.499
8	34.716	33.301	22.024	28.308	1'58.349P	284,4	15:17'52.848
9	3'44.441	34.451	22.408	20.025	5'01.325P		15:22'54.173
10	33.898	<b>31.787</b>	<b>21.041</b>	<b>19.796</b>	<b>1'46.522</b>	289,0	15:24'40.695
11	35.124	36.846	23.306	21.049	1'56.325	285,2	15:26'37.020
12	33.581	32.515	21.904	20.120	1'48.120	289,0	15:28'25.140
13	<b>33.523</b>	31.977	21.145	19.920	1'46.565	290,5	15:30'11.705

16° 33 A. YUDHISTIRA (1'47.816)							
Lap	Seg.1	Seg.2	Seg.3	Seg.4	Lap Time	km/h	Local Time
1		34.589	23.028	20.934			15:02'02.839
2	35.537	33.671	21.676	19.914	1'50.798	246,8	15:03'53.637
3	38.036	32.961	21.719	19.884	1'52.600	252,6	15:05'46.237
4	34.509	32.611	21.451	19.874	1'48.445	285,2	15:07'34.682
5	34.311	33.076	<b>21.348</b>	19.934	1'48.669	288,2	15:09'23.351
6	36.788	37.066	22.765	29.888	2'06.507P	260,5	15:11'29.858
7	6'04.799	42.625	26.316	19.695	7'33.435P		15:19'03.293
8	34.318	<b>32.410</b>	21.516	19.645	1'47.889	281,5	15:20'51.182
9	38.152	33.317	24.477	33.216	2'09.162P	293,7	15:23'00.344
10	2'17.587	32.665	21.479	<b>19.642</b>	3'31.373P		15:26'31.717
11	<b>34.157</b>	32.423	21.477	19.759	<b>1'47.816</b>	285,9	15:28'19.533
12	42.046	32.732	22.016	19.804	1'56.598	<b>296,9</b>	15:30'16.131

13° 59 A. SCHACHT (1'46.926)							
Lap	Seg.1	Seg.2	Seg.3	Seg.4	Lap Time	km/h	Local Time
1		43.429	32.998	22.668			15:02'41.172
2	34.828	32.927	21.410	20.153	1'49.318	268,2	15:04'30.490
3	34.601	32.028	<b>21.236</b>	20.108	1'47.973	275,7	15:06'18.463
4	34.093	31.933	21.408	19.978	1'47.412	277,1	15:08'05.875
5	34.209	32.260	21.622	20.003	1'48.094	280,0	15:09'53.969
6	39.017	33.529	22.215	27.806	2'02.567P	264,3	15:11'56.536
7	5'24.749	32.774	21.633	20.144	6'39.300P		15:18'35.836
8	34.037	33.293	22.136	26.976	1'56.442P	<b>285,2</b>	15:20'32.278
9	2'29.161	35.714	28.854	20.147	3'53.876P		15:24'26.154

17° 17 L. DE ULACIA (1'49.270)							
Lap	Seg.1	Seg.2	Seg.3	Seg.4	Lap Time	km/h	Local Time
1		34.470	23.121	20.866			15:02'02.586
2	35.612	33.190	21.683	20.326	1'50.811	256,2	15:03'53.397
3	39.021	33.128	21.651	20.359	1'54.159	271,6	15:05'47.556
4	35.281	32.845	21.722	<b>20.169</b>	1'50.017	272,9	15:07'37.573
5	34.938	33.489	21.614	20.195	1'50.236	283,7	15:09'27.809
6	34.754	33.153	21.759	20.215	1'49.881	272,3	15:11'17.690
7	35.019	32.894	21.567	20.171	1'49.651	268,2	15:13'07.341
8	34.817	33.110	22.062	29.161	1'59.150P	273,6	15:15'06.491

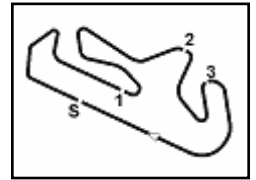
15/09/2018

P = Pits In/Out - C = Lap Time Cancelled

These data/results cannot be reproduced, stored and/or transmitted in whole or in part by any manner of electronic, mechanical, photocopying, recording, broadcasting or otherwise now known or herein after developed without the previous express consent by the copyright owner, except for reproduction in daily press and regular printed publications on sale to the public within 60 days of the event related to those data/results and always provided that copyright symbol appears together as follows below.

© DORNA WSBK ORGANIZATION Srl 2018





Portimao 4.592 m

**NOLAN Portuguese Round, 14 - 16 September 2018**  
**Superstock 1000 - Chronological Analysis Qualifying**

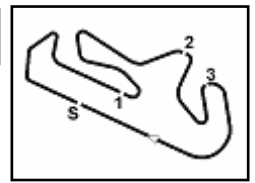
9	4'23.620	33.446	21.783	20.469	5'39.318P		15:20'45.809
10	35.634	32.843	21.675	20.396	1'50.548	275,7	15:22'36.357
11	34.812	<b>32.780</b>	21.688	20.346	1'49.626	275,0	15:24'25.983
12	34.695	32.950	21.668	20.333	1'49.646	272,3	15:26'15.629
13	35.909	33.108	<b>21.521</b>	20.266	1'50.804	<b>284,4</b>	15:28'06.433
14	<b>34.516</b>	32.937	<b>21.521</b>	20.296	<b>1'49.270</b>	283,7	15:29'55.703
15	34.917	33.194	21.668	20.331	1'50.110	282,9	15:31'45.813

15/09/2018 P = Pits In/Out - C = Lap Time Cancelled

These data/results cannot be reproduced, stored and/or transmitted in whole or in part by any manner of electronic, mechanical, photocopying, recording, broadcasting or otherwise now known or herein after developed without the previous express consent by the copyright owner, except for reproduction in daily press and regular printed publications on sale to the public within 60 days of the event related to those data/results and always provided that copyright symbol appears together as follows below.

© DORNA WSBK ORGANIZATION Srl 2018

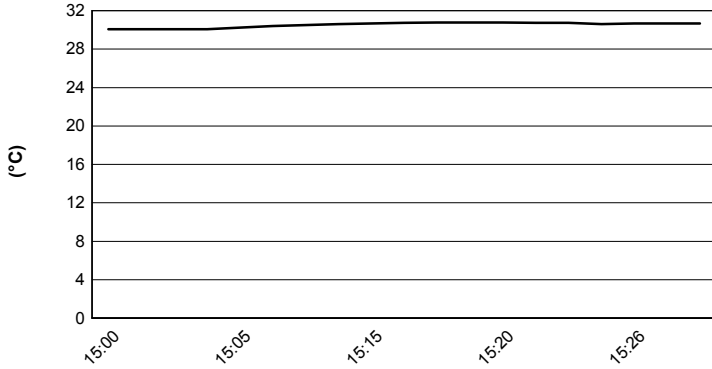




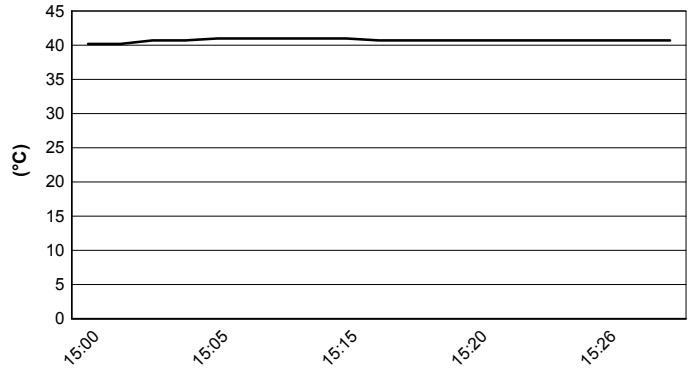
Portimao 4.592 m

**NOLAN Portuguese Round, 14 - 16 September 2018**  
**Superstock 1000 - Weather Report Qualifying**  
 Session started 15:00 - Session ended 15:31

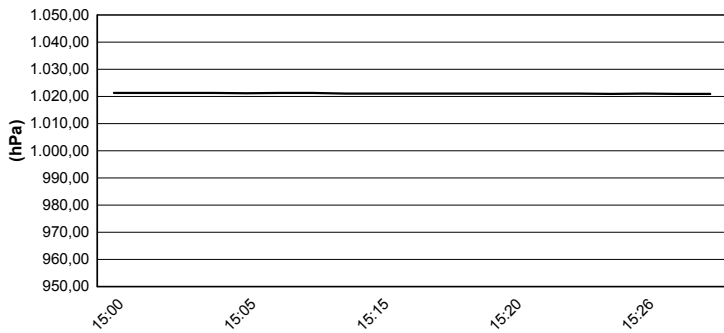
### Air Temperature



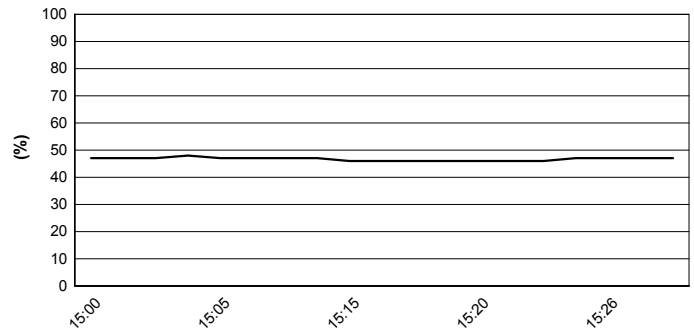
### Track Temperature



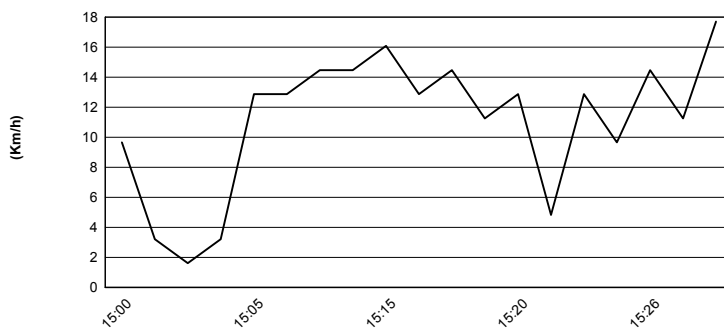
### Air Pressure



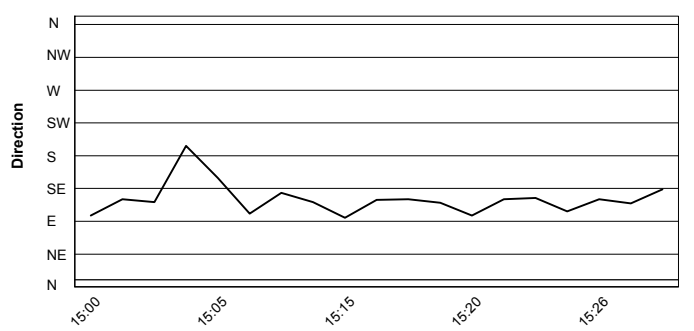
### Humidity



### Wind Speed



### Wind Direction



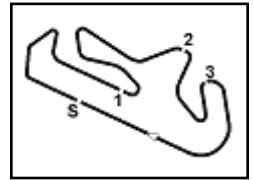
15/09/2018

These data/results cannot be reproduced, stored and/or transmitted in whole or in part by any manner of electronic, mechanical, photocopying, recording, broadcasting or otherwise now known or herein after developed without the previous express consent by the copyright owner, except for reproduction in daily press and regular printed publications on sale to the public within 60 days of the event related to those data/results and always provided that copyright symbol appears together as follows below.

© DORNA WSBK ORGANIZATION Srl 2018







Portimao 4.592 m

### NOLAN Portuguese Round, 14 - 16 September 2018

#### Superstock 1000 - Provisional Starting Grid

14 Laps x 4,592 km = 64,288 km

Pos	Number	Name	Brand	Time
1	15	SANDI F.	Ducati	1'43.901
2	28	REITERBERGER M.	BMW	1'44.017
3	2	TAMBURINI R.	BMW	1'44.287
4	7	SCHEIB M.	Aprilia	1'44.668
5	21	MARINO F.	Yamaha	1'44.692
6	23	SALVADORI L.	BMW	1'45.321
7	70	VITALI L.	Aprilia	1'45.350
8	52	DELBIANCO A.	BMW	1'45.370
9	16	RUIU G.	Kawasaki	1'45.844
10	77	ALBERTO T.	Ducati	1'46.074
11	45	BUEHN J.	BMW	1'46.140
12	6	PUSCEDDU E.	BMW	1'46.522
13	59	SCHACHT A.	Ducati	1'46.926
14	46	CUDEVILLE M.	Kawasaki	1'47.502
15	31	SUCHET V.	Kawasaki	1'47.743
16	33	YUDHISTIRA A.	Kawasaki	1'47.816
17	17	DE ULACIA L.	Kawasaki	1'49.270

15/09/2018 Jury President .....

These data/results cannot be reproduced, stored and/or transmitted in whole or in part by any manner of electronic, mechanical, photocopying, recording, broadcasting or otherwise now known or herein after developed without the previous express consent by the copyright owner, except for reproduction in daily press and regular printed publications on sale to the public within 60 days of the event related to those data/results and always provided that copyright symbol appears together as follows below.

© DORNA WSBK ORGANIZATION Srl 2018

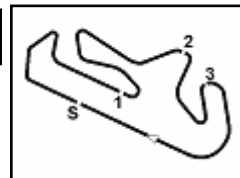
FIKR PERUGIA TIMING



Official Tyre Supplier



Official Timekeeper



Portimao 4.592 m

### NOLAN Portuguese Round, 14 - 16 September 2018

#### Superstock 1000 - Pole Ranking

	2015	2016	2017	2018
<b>01 Motorland Aragon</b>	Savadori (Ita) Apr 1'52.577 (162,4 Km/h)	Marino (Fra) Yam 1'52.773 (162,1 Km/h)	Rinaldi (Ita) Duc 1'52.245 (162,8 Km/h)	Reiterberger (Ger) Bmw 1'51.427 (164,0 Km/h)
<b>02 TT Circuit Assen</b>	Savadori (Ita) Apr 1'36.998 (168,6 Km/h)	Russo (Ita) Yam 1'38.248 (166,4 Km/h)	Marino (Fra) Yam 1'36.775 (169,0 Km/h)	Reiterberger (Ger) Bmw 1'36.456 (169,5 Km/h)
<b>03 Autodromo Internazionale Enzo e Dino</b>	Jezek (Cze) Duc 1'49.071 (162,8 Km/h)	Tamburini (Ita) Apr 1'49.672 (161,9 Km/h)	Rinaldi (Ita) Duc 1'49.113 (162,8 Km/h)	Scheib (Chi) Apr 2'03.219 (144,1 Km/h)
<b>04 Donington Park</b>	Tamburini (Ita) Bmw 1'29.449 (161,8 Km/h)	De Rosa (Ita) Bmw 1'29.515 (161,7 Km/h)	Rinaldi (Ita) Duc 1'29.587 (161,5 Km/h)	Reiterberger (Ger) Bmw 1'29.089 (162,4 Km/h)
<b>05 Automotodrom Brno</b>				Reiterberger (Ger) Bmw 2'00.855 (160,9 Km/h)
<b>06 Misano World Circuit "Marco Simoncelli"</b>	Savadori (Ita) Apr 1'36.384 (151,6 Km/h)	Faccani (Ita) Duc 1'37.321 (150,2 Km/h)	Rinaldi (Ita) Duc 1'37.237 (150,3 Km/h)	Reiterberger (Ger) Bmw 1'36.122 (152,1 Km/h)
<b>07 Autódromo Internacional do Algarve</b>	Tamburini (Ita) Bmw 1'44.522 (158,2 Km/h)		Marino (Fra) Yam 1'44.936 (157,5 Km/h)	Sandi (Ita) Duc 1'43.901 (159,1 Km/h)
<b>08 Magny-Cours</b>	Guarmoni (Fra) Yam 1'57.937 (134,6 Km/h)	Mahias (Fra) Yam 1'39.922 (158,9 Km/h)	Tamburini (Ita) Yam 1'40.205 (158,5 Km/h)	

**2018**

5 M. Reiterberger  
 1 M. Scheib  
 1 **F. Sandi**

**ALL TIMES**

14 S. Barrier	4 B. Roberts	2 M. Roccoli	1 O. Jezek
13 A. Badovini	4 M. Pirro	2 <b>F. Sandi</b>	1 L. Baz
7 W. Tortoroglio	4 M. Rinaldi	2 L. Mercado	1 B. Staring
7 V. Iannuzzo	3 C. Burns	2 R. De Rosa	1 F. Massei
7 C. Corti	3 M. Fabrizio	1 D. Jefferies	1 R. Russo
7 L. Savadori	3 E. La Marra	1 F. Foret	1 M. Faccani
6 X. Simeon	3 J. Guarmoni	1 J. Morley	1 L. Mahias
6 D. Petrucci	3 F. Marino	1 G. Mason	1 M. Scheib
6 R. Tamburini	2 S. Nebel	1 C. Vermeulen	
6 M. Reiterberger	2 J. Ellison	1 M. Nutt	
5 G. Vizziello	2 F. Capriotti	1 R. Chiarello	
5 M. Berger	2 L. Alfonsi	1 I. Sala	
4 K. Harris	2 D. Oliver	1 M. Bauer	
4 D. Van Keymeulen	2 A. Polita	1 B. Veneman	
4 K. Sofuoglu	2 I. Dionisi	1 M. Smrz	
4 N. Canepa	2 L. Lanzi	1 M. Baiocco	
4 D. Giugliano	2 L. Scassa	1 I. Silva	

15/09/2018

These data/results cannot be reproduced, stored and/or transmitted in whole or in part by any manner of electronic, mechanical, photocopying, recording, broadcasting or otherwise now known or herein after developed without the previous express consent by the copyright owner, except for reproduction in daily press and regular printed publications on sale to the public within 60 days of the event related to those data/results and always provided that copyright symbol appears together as follows below.

© DORNA WSBK ORGANIZATION Srl 2018

**FIAT PERUGIA TIMING**


Official Tyre Supplier



Official Timekeeper