

Portimao 4.592 m

1 / 2

### NOLAN Portuguese Round, 14 - 16 September 2018

#### Superstock 1000 - Results Warm Up

No.	Rider	Nat	Team	Bike	Time	Gap	Rel.	Laps	Speed	
									Avg	Max
1	<b>28 M. REITERBERGER</b>	GER	alpha Racing-Van Zon-BMW	BMW S 1000 RR	<b>1'44.469</b>			7	158,240	<b>296,9</b>
2	<b>2 R. TAMBURINI</b>	ITA	Berclaz Racing Team	BMW S 1000 RR	<b>1'44.813</b>	0.344	0.344	7	157,721	<b>297,7</b>
3	<b>15 F. SANDI</b>	ITA	MOTOCORSA Racing	Ducati 1199 Panigale R	<b>1'45.120</b>	0.651	0.307	7	157,260	<b>296,1</b>
4	<b>21 F. MARINO</b>	FRA	URBIS Yamaha Motoxrcing STK Team	Yamaha YZF R1	<b>1'45.137</b>	0.668	0.017	8	157,235	<b>297,7</b>
5	<b>23 L. SALVADORI</b>	ITA	Berclaz Racing Team	BMW S 1000 RR	<b>1'45.719</b>	1.250	0.582	7	156,369	<b>295,3</b>
6	<b>70 L. VITALI</b>	ITA	Aprilia Racing Team	Aprilia RSV4 RF	<b>1'45.982</b>	1.513	0.263	7	155,981	<b>296,9</b>
7	<b>16 G. RUIU</b>	ITA	Team Pedercini Racing	Kawasaki ZX-10RR	<b>1'46.017</b>	1.548	0.035	8	155,930	<b>296,9</b>
8	<b>7 M. SCHEIB</b>	CHI	Aprilia Racing Team	Aprilia RSV4 RF	<b>1'46.032</b>	1.563	0.015	7	155,908	<b>298,5</b>
9	<b>6 E. PUSCEDDU</b>	ITA	D.K. Racing	BMW S 1000 RR	<b>1'46.548</b>	2.079	0.516	8	155,153	<b>294,5</b>
10	<b>45 J. BUEHN</b>	GER	alpha Racing-Van Zon-BMW	BMW S 1000 RR	<b>1'46.742</b>	2.273	0.194	7	154,871	<b>284,4</b>
11	<b>77 T. ALBERTO</b>	PHI	MOTOCORSA Racing	Ducati 1199 Panigale R	<b>1'46.901</b>	2.432	0.159	5	154,640	<b>288,2</b>
12	<b>59 A. SCHACHT</b>	DEN	EAB SCHACHT Racing Team	Ducati 1199 Panigale R	<b>1'47.954</b>	3.485	1.053	8	153,132	<b>281,5</b>
13	<b>31 V. SUCHET</b>	SUI	Flembo Leader Team	Kawasaki ZX-10RR	<b>1'47.969</b>	3.500	0.015	4	153,111	<b>280,7</b>
14	<b>33 A. YUDHISTIRA</b>	INA	C.M. Racing	Kawasaki ZX-10RR	<b>1'48.282</b>	3.813	0.313	6	152,668	<b>286,7</b>
15	<b>46 M. CUDEVILLE</b>	FRA	Flembo Leader Team	Kawasaki ZX-10RR	<b>1'48.752</b>	4.283	0.470	6	152,008	<b>281,5</b>
16	<b>17 L. DE ULACIA</b>	ESP	Kawasaki PALMETO PL Racing	Kawasaki ZX-10RR	<b>1'49.355</b>	4.886	0.603	7	151,170	<b>282,2</b>
17	<b>52 A. DELBIANCO</b>	ITA	GULF ALTHEA BMW Racing Team	BMW S 1000 RR				0		<b>291,3</b>

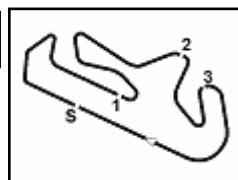
AIR	Humidity:	65%	Temp:	24°C
TRACK	Condition:	Dry	Temp:	25°C

Records	Pole (QP)	2018	F.Sandi	1'43.901	159,110	Km/h
	Race (RC)	2017	T.Razgatioglu	1'44.789	157,760	Km/h
	Circuit (QP)	2018	F.Sandi	1'43.901	159,110	Km/h

Start 16/09/2018 09:00 End 09:17 The results are provisional until the end of the time limit for protests and appeals and the completion of the technical checks.

These data/results cannot be reproduced, stored and/or transmitted in whole or in part by any manner of electronic, mechanical, photocopying, recording, broadcasting or otherwise now known or herein after developed without the previous express consent by the copyright owner, except for reproduction in daily press and regular printed publications on sale to the public within 60 days of the event related to those data/results and always provided that copyright symbol appears together as follows below.

© DORNA WSBK ORGANIZATION Srl 2018



### NOLAN Portuguese Round, 14 - 16 September 2018

### Superstock 1000 - Results Warm Up

#### Session Highlights

Local Time	No. Rider	Description
09.00.00		Start
09.02.01	31 V. SUCHET	Crashed - Turn 13
09.02.26	31 V. SUCHET	Re-joined
09.03.15	52 A. DELBIANCO	Crashed - Turn 10
09.06.48	6 E. PUSCEDDU	On Asphalt - Re-Joined - Turn 4
09.08.10	70 L. VITALI	On Asphalt - Re-Joined - Turn 1
09.08.17	15 F. SANDI	On Asphalt - Re-Joined - Turn 1
09.10.52	77 T. ALBERTO	On Asphalt - Re-Joined - Turn 1
09.11.25	23 L. SALVADORI	On Asphalt - Re-Joined - Turn 1
09.12.00	15 F. SANDI	On Asphalt - Re-Joined - Turn 5
09.13.41	16 G. RUIU	On Asphalt - Re-Joined - Turn 1
09.14.09	46 M. CUDEVILLE	On Asphalt - Re-Joined - Turn 4
09.17.00		End Of Session

#### Fastest Laps Sequence

No. Rider	Nat	Team	Bike	Local Time	Time	Gap	Avg
6 E. PUSCEDDU	ITA	D.K. Racing	BMW S 1000 RR	09:03'40.430	<b>1'47.319</b>		154,038
21 F. MARINO	FRA	URBIS Yamaha Motoxrcing STK Team	Yamaha YZF R1	09:03'54.125	<b>1'46.163</b>	-1.156	155,715
7 M. SCHEIB	CHI	Aprilia Racing Team	Aprilia RSV4 RF	09:04'04.493	<b>1'46.069</b>	-0.094	155,853
28 M. REITERBERGER	GER	alpha Racing-Van Zon-BMW	BMW S 1000 RR	09:04'49.869	<b>1'45.263</b>	-0.806	157,047
15 F. SANDI	ITA	MOTOCORSA Racing	Ducati 1199 Panigale R	09:05'11.476	<b>1'45.262</b>	-0.001	157,048
28 M. REITERBERGER	GER	alpha Racing-Van Zon-BMW	BMW S 1000 RR	09:06'34.638	<b>1'44.769</b>	-0.493	157,787
28 M. REITERBERGER	GER	alpha Racing-Van Zon-BMW	BMW S 1000 RR	09:10'05.284	<b>1'44.469</b>	-0.300	158,240

Start 09:00 End 09:17 The results are provisional until the end of the time limit for protests and appeals and the completion of the technical checks.

These data/results cannot be reproduced, stored and/or transmitted in whole or in part by any manner of electronic, mechanical, photocopying, recording, broadcasting or otherwise now known or herein after developed without the previous express consent by the copyright owner, except for reproduction in daily press and regular printed publications on sale to the public within 60 days of the event related to those data/results and always provided that copyright symbol appears together as follows below.

© DORNA WSBK ORGANIZATION Srl 2018

### NOLAN Portuguese Round, 14 - 16 September 2018

#### Superstock 1000 - Best Sector & Speed Warm Up

Portimao 4.592 m

BEST LAP			
1	28 M. REITERBERGER	BMW S 1000 RR	1'44.469
2	2 R. TAMBURINI	BMW S 1000 RR	1'44.813
3	15 F. SANDI	Ducati 1199 Panigale R	1'45.120
4	21 F. MARINO	Yamaha YZF R1	1'45.137
5	23 L. SALVADORI	BMW S 1000 RR	1'45.719
6	70 L. VITALI	Aprilia RSV4 RF	1'45.982
7	16 G. RUIU	Kawasaki ZX-10RR	1'46.017
8	7 M. SCHEIB	Aprilia RSV4 RF	1'46.032
9	6 E. PUSCEDDU	BMW S 1000 RR	1'46.548
10	45 J. BUEHN	BMW S 1000 RR	1'46.742
11	77 T. ALBERTO	Ducati 1199 Panigale R	1'46.901
12	59 A. SCHACHT	Ducati 1199 Panigale R	1'47.954
13	31 V. SUCHET	Kawasaki ZX-10RR	1'47.969
14	33 A. YUDHISTIRA	Kawasaki ZX-10RR	1'48.282
15	46 M. CUDEVILLE	Kawasaki ZX-10RR	1'48.752
16	17 L. DE ULACIA	Kawasaki ZX-10RR	1'49.355
17	52 A. DELBIANCO	BMW S 1000 RR	

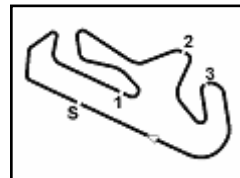
SPEED		
1	7 M. SCHEIB	Aprilia RSV4 RF 298,5
2	2 R. TAMBURINI	BMW S 1000 RR 297,7
3	21 F. MARINO	Yamaha YZF R1 297,7
4	28 M. REITERBERGER	BMW S 1000 RR 296,9
5	16 G. RUIU	Kawasaki ZX-10RR 296,9
6	70 L. VITALI	Aprilia RSV4 RF 296,9
7	15 F. SANDI	Ducati 1199 Panigale R 296,1
8	23 L. SALVADORI	BMW S 1000 RR 295,3
9	6 E. PUSCEDDU	BMW S 1000 RR 294,5
10	52 A. DELBIANCO	BMW S 1000 RR 291,3
11	77 T. ALBERTO	Ducati 1199 Panigale R 288,2
12	33 A. YUDHISTIRA	Kawasaki ZX-10RR 286,7
13	45 J. BUEHN	BMW S 1000 RR 284,4
14	17 L. DE ULACIA	Kawasaki ZX-10RR 282,2
15	46 M. CUDEVILLE	Kawasaki ZX-10RR 281,5
16	59 A. SCHACHT	Ducati 1199 Panigale R 281,5
17	31 V. SUCHET	Kawasaki ZX-10RR 280,7

SEG. 1			SEG. 2			SEG. 3			SEG. 4		
1	2 R. TAMBURINI	33.008	1	28 M. REITERBERGER	30.999	1	2 R. TAMBURINI	20.743	1	28 M. REITERBERGER	19.503
2	28 M. REITERBERGER	33.033	2	15 F. SANDI	31.238	2	28 M. REITERBERGER	20.754	2	23 L. SALVADORI	19.520
3	15 F. SANDI	33.092	3	21 F. MARINO	31.274	3	15 F. SANDI	20.793	3	16 G. RUIU	19.561
4	21 F. MARINO	33.149	4	2 R. TAMBURINI	31.282	4	21 F. MARINO	20.873	4	45 J. BUEHN	19.563
5	7 M. SCHEIB	33.249	5	23 L. SALVADORI	31.393	5	7 M. SCHEIB	20.954	5	70 L. VITALI	19.577
6	70 L. VITALI	33.421	6	70 L. VITALI	31.519	6	70 L. VITALI	21.008	6	7 M. SCHEIB	19.630
7	6 E. PUSCEDDU	33.423	7	7 M. SCHEIB	31.603	7	23 L. SALVADORI	21.027	7	77 T. ALBERTO	19.643
8	16 G. RUIU	33.485	8	16 G. RUIU	31.648	8	6 E. PUSCEDDU	21.073	8	15 F. SANDI	19.652
9	23 L. SALVADORI	33.562	9	6 E. PUSCEDDU	31.867	9	16 G. RUIU	21.096	9	21 F. MARINO	19.662
10	77 T. ALBERTO	33.615	10	45 J. BUEHN	31.967	10	45 J. BUEHN	21.187	10	2 R. TAMBURINI	19.670
11	52 A. DELBIANCO	33.636	11	52 A. DELBIANCO	32.106	11	59 A. SCHACHT	21.247	11	33 A. YUDHISTIRA	19.774
12	45 J. BUEHN	33.859	12	59 A. SCHACHT	32.111	12	77 T. ALBERTO	21.379	12	6 E. PUSCEDDU	19.844
13	31 V. SUCHET	34.142	13	77 T. ALBERTO	32.208	13	52 A. DELBIANCO	21.413	13	52 A. DELBIANCO	19.847
14	33 A. YUDHISTIRA	34.148	14	31 V. SUCHET	32.234	14	31 V. SUCHET	21.472	14	59 A. SCHACHT	19.918
15	59 A. SCHACHT	34.178	15	33 A. YUDHISTIRA	32.460	15	33 A. YUDHISTIRA	21.507	15	31 V. SUCHET	19.931
16	46 M. CUDEVILLE	34.434	16	46 M. CUDEVILLE	32.465	16	46 M. CUDEVILLE	21.592	16	17 L. DE ULACIA	20.215
17	17 L. DE ULACIA	34.472	17	17 L. DE ULACIA	32.825	17	17 L. DE ULACIA	21.680	17	46 M. CUDEVILLE	20.219

16/09/2018

These data/results cannot be reproduced, stored and/or transmitted in whole or in part by any manner of electronic, mechanical, photocopying, recording, broadcasting or otherwise now known or herein after developed without the previous express consent by the copyright owner, except for reproduction in daily press and regular printed publications on sale to the public within 60 days of the event related to those data/results and always provided that copyright symbol appears together as follows below.

© DORNA WSBK ORGANIZATION Srl 2018



Portimao 4.592 m

### NOLAN Portuguese Round, 14 - 16 September 2018

#### Superstock 1000 - Ideal Time Warm Up

No. Rider	Nat	Bike	Seg. 1	Seg. 2	Seg. 3	Seg. 4	Ideal Time			
			Diff. 1	Diff. 2	Diff. 3	Diff. 4	Best Lap	Pos.	Diff.	
1	<b>28 M. REITERBERGER</b>	GER	BMW S 1000 RR	33.033	<b>30.999</b> 0.128	20.754 0.052	<b>19.503</b>	<b>1'44.289</b>	2	0.180
2	<b>2 R. TAMBURINI</b>	ITA	BMW S 1000 RR	<b>33.008</b> 0.076	31.282	<b>20.743</b>	19.670 0.034	<b>1'44.703</b>	3	0.110
3	<b>15 F. SANDI</b>	ITA	Ducati 1199 Panigale R	33.092 0.087	31.238	20.793 0.196	19.652 0.062	<b>1'44.775</b>	4	0.345
4	<b>21 F. MARINO</b>	FRA	Yamaha YZF R1	33.149	31.274 0.031	20.873 0.057	19.662 0.091	<b>1'44.958</b>	5	0.179
5	<b>7 M. SCHEIB</b>	CHI	Aprilia RSV4 RF	33.249 0.304	31.603 0.125	20.954 0.062	19.630 0.105	<b>1'45.436</b>	9	0.596
6	<b>23 L. SALVADORI</b>	ITA	BMW S 1000 RR	33.562 0.032	31.393	21.027	19.520 0.185	<b>1'45.502</b>	6	0.217
7	<b>70 L. VITALI</b>	ITA	Aprilia RSV4 RF	33.421 0.167	31.519 0.217	21.008	19.577 0.073	<b>1'45.525</b>	7	0.457
8	<b>16 G. RUIJU</b>	ITA	Kawasaki ZX-10RR	33.485 0.169	31.648 0.001	21.096 0.057	19.561	<b>1'45.790</b>	8	0.227
9	<b>6 E. PUSCEDDU</b>	ITA	BMW S 1000 RR	33.423 0.264	31.867	21.073	19.844 0.077	<b>1'46.207</b>	10	0.341
10	<b>45 J. BUEHN</b>	GER	BMW S 1000 RR	33.859	31.967 0.040	21.187 0.047	19.563 0.079	<b>1'46.576</b>	11	0.166
11	<b>77 T. ALBERTO</b>	PHI	Ducati 1199 Panigale R	33.615	32.208	21.379	19.643 0.056	<b>1'46.845</b>	12	0.056
12	<b>59 A. SCHACHT</b>	DEN	Ducati 1199 Panigale R	34.178 0.036	32.111	21.247 0.248	19.918 0.216	<b>1'47.454</b>	13	0.500
13	<b>31 V. SUCHET</b>	SUI	Kawasaki ZX-10RR	34.142	32.234	21.472 0.190	19.931	<b>1'47.779</b>	14	0.190
14	<b>33 A. YUDHISTIRA</b>	INA	Kawasaki ZX-10RR	34.148 0.279	32.460	21.507 0.030	19.774 0.084	<b>1'47.889</b>	15	0.393
15	<b>46 M. CUDEVILLE</b>	FRA	Kawasaki ZX-10RR	34.434	32.465	21.592 0.042	20.219	<b>1'48.710</b>	16	0.042
16	<b>17 L. DE ULACIA</b>	ESP	Kawasaki ZX-10RR	34.472	32.825 0.045	21.680 0.061	20.215 0.057	<b>1'49.192</b>	17	0.163
<b>Overall Ideal Time</b>				33.008	30.999	20.743	19.503	<b>1'44.253</b>		

16/09/2018

These data/results cannot be reproduced, stored and/or transmitted in whole or in part by any manner of electronic, mechanical, photocopying, recording, broadcasting or otherwise now known or herein after developed without the previous express consent by the copyright owner, except for reproduction in daily press and regular printed publications on sale to the public within 60 days of the event related to those data/results and always provided that copyright symbol appears together as follows below.

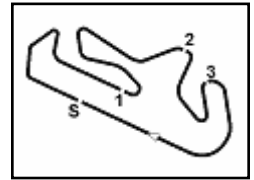
© DORNA WSBK ORGANIZATION Srl 2018

**PIRELLI PERUGIA TIMING**


Official Tyre Supplier



Official Timekeeper


**6.4**
**STK1000**  
**120/07**


Portimao 4.592 m

1 / 2

### NOLAN Portuguese Round, 14 - 16 September 2018

#### Superstock 1000 - Chronological Analysis Warm Up

1° 28 M. REITERBERGER (1'44.469)							
Lap	Seg.1	Seg.2	Seg.3	Seg.4	Lap Time	km/h	Local Time
1		32.760	23.215	24.225			9:03'04.606
2	33.472	31.324	20.793	19.674	1'45.263	293,7	9:04'49.869
3	33.291	<b>30.999</b>	20.899	19.580	1'44.769	296,1	9:06'34.638
4	33.324	32.284	21.017	19.552	1'46.177	292,1	9:08'20.815
5	<b>33.033</b>	31.127	20.806	<b>19.503</b>	<b>1'44.469</b>	<b>296,9</b>	9:10'05.284
6	33.177	31.434	<b>20.754</b>	19.604	1'44.969	296,1	9:11'50.253
7	33.143	31.212	20.770	19.853	1'44.978	295,3	9:13'35.231
8	33.371	31.401	20.869	19.761	1'45.402	294,5	9:15'20.633

2° 2 R. TAMBURINI (1'44.813)							
Lap	Seg.1	Seg.2	Seg.3	Seg.4	Lap Time	km/h	Local Time
1		34.456	22.741	20.558			9:03'23.607
2	34.434	32.555	22.495	20.884	1'50.368	277,8	9:05'13.975
3	33.407	31.561	20.919	<b>19.670</b>	1'45.557	296,1	9:06'59.532
4	33.230	32.985	24.955	21.090	1'52.260	<b>297,7</b>	9:08'51.792
5	33.084	<b>31.282</b>	<b>20.743</b>	19.704	<b>1'44.813</b>	296,9	9:10'36.605
6	33.101	31.349	20.830	19.731	1'45.011	295,3	9:12'21.616
7	33.040	33.218	25.175	20.074	1'51.507	296,1	9:14'13.123
8	<b>33.008</b>	31.475	20.935	19.748	1'45.166	292,9	9:15'58.289

3° 15 F. SANDI (1'45.120)							
Lap	Seg.1	Seg.2	Seg.3	Seg.4	Lap Time	km/h	Local Time
1		35.126	21.682	19.816			9:03'26.214
2	33.185	31.486	20.939	<b>19.652</b>	1'45.262	294,5	9:05'11.476
3	33.360	31.283	<b>20.793</b>	19.711	1'45.147	294,5	9:06'56.623
4	38.036	33.262	26.209	20.616	1'58.123	289,7	9:08'54.746
5	33.179	<b>31.238</b>	20.989	19.714	<b>1'45.120</b>	<b>296,1</b>	9:10'39.866
6	<b>33.092</b>	39.022	22.711	20.400	1'55.225	293,7	9:12'35.091
7	33.316	31.319	20.941	19.725	1'45.301	295,3	9:14'20.392
8	38.135	34.016	22.884	29.757	2'04.792P	267,6	9:16'25.184

4° 21 F. MARINO (1'45.137)							
Lap	Seg.1	Seg.2	Seg.3	Seg.4	Lap Time	km/h	Local Time
1		33.191	21.508	19.944			9:02'07.962
2	33.695	31.719	21.019	19.730	1'46.163	288,2	9:03'54.125
3	33.320	31.770	21.012	19.767	1'45.869	296,9	9:05'39.994
4	33.487	31.590	21.001	19.698	1'45.776	289,7	9:07'25.770
5	33.404	31.450	20.903	19.760	1'45.517	295,3	9:09'11.287
6	33.479	<b>31.274</b>	<b>20.873</b>	<b>19.662</b>	1'45.288	296,1	9:10'56.575
7	33.236	31.358	20.952	19.719	1'45.265	<b>297,7</b>	9:12'41.840
8	33.301	31.403	20.915	19.709	1'45.328	<b>297,7</b>	9:14'27.168
9	<b>33.149</b>	31.305	20.930	19.753	<b>1'45.137</b>	296,9	9:16'12.305

5° 23 L. SALVADORI (1'45.719)							
Lap	Seg.1	Seg.2	Seg.3	Seg.4	Lap Time	km/h	Local Time
1		34.927	25.277	21.512			9:03'23.763
2	34.487	32.524	21.446	<b>19.520</b>	1'47.977	272,3	9:05'11.740
3	<b>33.562</b>	31.667	21.229	19.787	1'46.245	292,1	9:06'57.985
4	34.602	33.446	22.703	23.677	1'54.428	285,9	9:08'52.413
5	33.594	<b>31.393</b>	<b>21.027</b>	19.705	<b>1'45.719</b>	294,5	9:10'38.132
6	36.474	32.292	23.133	22.928	1'54.827	<b>295,3</b>	9:12'32.959
7	36.007	31.721	21.123	19.877	1'48.728	289,0	9:14'21.687
8	35.130	33.619	22.575	19.881	1'51.205	294,5	9:16'12.892

6° 70 L. VITALI (1'45.982)							
Lap	Seg.1	Seg.2	Seg.3	Seg.4	Lap Time	km/h	Local Time
1		32.564	22.025	19.736			9:02'18.694
2	33.867	31.624	21.308	<b>19.577</b>	1'46.376	285,9	9:04'05.070
3	33.618	<b>31.519</b>	21.665	19.705	1'46.507	293,7	9:05'51.577
4	33.820	31.727	21.133	19.625	1'46.305	286,7	9:07'37.882
5	<b>33.421</b>	36.843	23.830	19.865	1'53.959	288,2	9:09'31.841

6	33.588	31.736	<b>21.008</b>	19.650	<b>1'45.982</b>	295,3	9:11'17.823
7	33.683	32.543	21.649	20.164	1'48.039	285,9	9:13'05.862
8	33.764	35.426	30.125	21.339	2'00.654	<b>296,9</b>	9:15'06.516

7° 16 G. RUIU (1'46.017)							
Lap	Seg.1	Seg.2	Seg.3	Seg.4	Lap Time	km/h	Local Time
1		33.063	21.854	20.086			9:01'52.951
2	35.398	32.382	21.478	19.792	1'49.050	282,2	9:03'42.001
3	33.980	31.901	21.394	19.731	1'47.006	286,7	9:05'29.007
4	37.253	38.066	22.226	19.955	1'57.500	292,9	9:07'26.507
5	33.745	<b>31.648</b>	21.193	19.883	1'46.469	292,1	9:09'12.976
6	<b>33.485</b>	<b>31.770</b>	<b>21.096</b>	19.883	1'46.234	<b>296,9</b>	9:10'59.210
7	33.597	31.799	21.946	26.297	1'53.639	292,1	9:12'52.849
8	41.215	37.767	21.782	19.826	2'00.590	288,2	9:14'53.439
9	33.654	31.649	21.153	<b>19.561</b>	<b>1'46.017</b>	281,5	9:16'39.456

8° 7 M. SCHEIB (1'46.032)							
Lap	Seg.1	Seg.2	Seg.3	Seg.4	Lap Time	km/h	Local Time
1		32.819	21.866	19.960			9:02'18.424
2	33.577	<b>31.603</b>	21.259	<b>19.630</b>	1'46.069	295,3	9:04'04.493
3	33.400	31.634	22.016	19.938	1'46.988	296,9	9:05'51.481
4	33.553	31.728	21.016	19.735	<b>1'46.032</b>	<b>298,5</b>	9:07'37.513
5	<b>33.249</b>	39.063	21.783	19.874	1'53.969	<b>298,5</b>	9:09'31.482
6	33.561	31.747	<b>20.954</b>	19.884	1'46.146	297,7	9:11'17.628
7	33.531	32.569	21.313	31.342	1'58.755	296,9	9:13'16.383
8	35.322	32.834	21.786	19.877	1'49.819	282,9	9:15'06.202

9° 6 E. PUSCEDDU (1'46.548)							
Lap	Seg.1	Seg.2	Seg.3	Seg.4	Lap Time	km/h	Local Time
1		32.723	21.535	19.892			9:01'53.111
2	34.026	32.105	21.178	20.010	1'47.319	<b>294,5</b>	9:03'40.430
3	33.937	31.878	21.122	19.921	1'46.858	285,2	9:05'27.288
4	42.627	43.527	23.989	20.875	2'11.018	286,7	9:07'38.306
5	33.599	31.889	24.609	23.849	1'53.946	289,0	9:09'32.252
6	33.572	32.129	21.120	<b>19.844</b>	1'46.665	286,7	9:11'18.917
7	<b>33.423</b>	31.947	21.623	20.089	1'47.082	<b>294,5</b>	9:13'05.999
8	33.713	31.971	21.202	20.011	1'46.897	291,3	9:14'52.896
9	33.687	<b>31.867</b>	<b>21.073</b>	19.921	<b>1'46.548</b>	288,2	9:16'39.444

10° 45 J. BUEHN (1'46.742)							
Lap	Seg.1	Seg.2	Seg.3	Seg.4	Lap Time	km/h	Local Time
1		35.153	23.279	20.557			9:02'56.271
2	34.804	33.282	21.846	<b>19.563</b>	1'49.495	270,2	9:04'45.766
3	38.094	32.133	21.387	19.701	1'51.315	259,2	9:06'37.081
4	34.109	<b>31.967</b>	21.274	19.630	1'46.980	281,5	9:08'24.061
5	34.086	32.149	<b>21.187</b>	19.638	1'47.060	277,8	9:10'11.121
6	<b>33.859</b>	32.007	21.234	19.642	<b>1'46.742</b>	<b>284,4</b>	9:11'57.863
7	34.041	32.063	21.273	19.616	1'46.993	281,5	9:13'44.856
8	36.241	33.656	22.006	20.211	1'52.114	262,4	9:15'36.970

11° 77 T. ALBERTO (1'46.901)							
Lap	Seg.1	Seg.2	Seg.3	Seg.4	Lap Time	km/h	Local Time
1		38.108	22.643	23.615			9:02'55.319
2	35.140	33.575	21.737	19.786	1'50.238	269,6	9:04'45.557
3	34.172	32.790	21.497	19.740	1'48.199	283,7	9:06'33.756
4	33.854	32.485	21.590	<b>19.643</b>	1'47.572	283,7	9:08'21.328
5	<b>33.615</b>	<b>32.208</b>	<b>21.379</b>	19.699	<b>1'46.901</b>	<b>288,2</b>	9:10'08.229
6	40.305	34.816	22.476	28.815	2'06.412P	283,7	9:12'14.641

12° 59 A. SCHACHT (1'47.954)							
Lap	Seg.1	Seg.2	Seg.3	Seg.4	Lap Time	km/h	Local Time
1		32.743	21.909	20.168			9:02'12.426
2	34.661	32.425	21.703	19.955	1'48.744	275,7	9:04'01.170
3	34.296	32.404	21.580	19.926	1'48.206	277,1	9:05'49.376

16/09/2018 P = Pits In/Out - C = Lap Time Cancelled

These data/results cannot be reproduced, stored and/or transmitted in whole or in part by any manner of electronic, mechanical, photocopying, recording, broadcasting or otherwise now known or herein after developed without the previous express consent by the copyright owner, except for reproduction in daily press and regular printed publications on sale to the public within 60 days of the event related to those data/results and always provided that copyright symbol appears together as follows below.

© DORNA WSBK ORGANIZATION Srl 2018

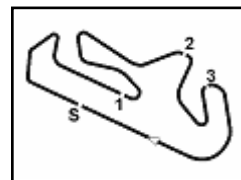
FICR PERUGIA TIMING



Official Tyre Supplier



Official Timekeeper



Portimao 4.592 m

### NOLAN Portuguese Round, 14 - 16 September 2018

#### Superstock 1000 - Chronological Analysis Warm Up

Pos	Time	Seg.1	Seg.2	Seg.3	Seg.4	Lap Time	km/h	Local Time
4	36.602	32.178	<b>21.247</b>	<b>19.918</b>	1'49.945	280,7		9:07'39.321
5	34.183	32.415	24.876	22.006	1'53.480	277,1		9:09'32.801
6	<b>34.178</b>	32.358	21.384	20.084	1'48.004	275,7		9:11'20.805
7	35.373	32.305	21.831	20.333	1'49.842	278,6		9:13'10.647
8	34.278	32.180	21.672	20.127	1'48.257	<b>281,5</b>		9:14'58.904
9	34.214	<b>32.111</b>	21.495	20.134	<b>1'47.954</b>	<b>281,5</b>		9:16'46.858

13° 31 V. SUCHET (1'47.969)								
Lap	Seg.1	Seg.2	Seg.3	Seg.4	Lap Time	km/h	Local Time	
1		35.130	1'15.642	35.270				9:03'08.965
2	6'49.499	34.627	22.113	20.312	8'06.551P			9:11'15.516
3	35.243	32.662	22.082	20.228	1'50.215	272,3		9:13'05.731
4	34.500	32.480	<b>21.472</b>	19.953	1'48.405	275,7		9:14'54.136
5	<b>34.142</b>	<b>32.234</b>	21.662	<b>19.931</b>	<b>1'47.969</b>	<b>280,7</b>		9:16'42.105

14° 33 A. YUDHISTIRA (1'48.282)								
Lap	Seg.1	Seg.2	Seg.3	Seg.4	Lap Time	km/h	Local Time	
1		33.304	21.779	19.952				9:02'02.458
2	34.641	33.071	21.683	20.240	1'49.635	277,8		9:03'52.093
3	34.435	32.796	<b>21.507</b>	<b>19.774</b>	1'48.512	285,2		9:05'40.605
4	34.427	<b>32.460</b>	21.537	19.858	<b>1'48.282</b>	263,7		9:07'28.887
5	38.658	45.835	24.796	35.406	2'24.695P	282,9		9:09'53.582
6	2'04.689	33.785	21.715	19.902	3'20.091P			9:13'13.673
7	<b>34.148</b>	32.760	21.673	19.788	1'48.369	<b>286,7</b>		9:15'02.042

15° 46 M. CUDEVILLE (1'48.752)								
Lap	Seg.1	Seg.2	Seg.3	Seg.4	Lap Time	km/h	Local Time	
1		34.420	22.694	20.897				9:01'58.371
2	35.901	33.468	22.422	29.803	2'01.594P	274,3		9:03'59.965
3	2'19.179	33.513	22.038	20.613	3'35.343P			9:07'35.308
4	34.717	32.854	21.711	20.458	1'49.740	280,7		9:09'25.048
5	34.525	32.944	<b>21.592</b>	20.327	1'49.388	278,6		9:11'14.436
6	<b>34.434</b>	<b>32.465</b>	21.634	<b>20.219</b>	<b>1'48.752</b>	<b>281,5</b>		9:13'03.188
7	47.856	34.093	22.276	30.028	2'14.253P	272,9		9:15'17.441

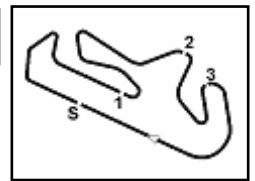
16° 17 L. DE ULACIA (1'49.355)								
Lap	Seg.1	Seg.2	Seg.3	Seg.4	Lap Time	km/h	Local Time	
1		34.598	22.529	20.629				9:02'00.404
2	35.525	33.559	22.141	20.540	1'51.765	259,9		9:03'52.169
3	35.253	33.274	21.817	20.282	1'50.626	266,2		9:05'42.795
4	34.764	33.161	22.274	20.357	1'50.556	279,3		9:07'33.351
5	41.426	33.817	22.242	20.545	1'58.030	<b>282,2</b>		9:09'31.381
6	34.914	33.592	<b>21.680</b>	20.223	1'50.409	270,2		9:11'21.790
7	34.716	<b>32.825</b>	21.707	<b>20.215</b>	1'49.463	280,0		9:13'11.253
8	<b>34.472</b>	32.870	21.741	20.272	<b>1'49.355</b>	273,6		9:15'00.608

17° 52 A. DELBIANCO								
Lap	Seg.1	Seg.2	Seg.3	Seg.4	Lap Time	km/h	Local Time	
1		<b>32.340</b>	21.413	19.847				9:01'49.476

16/09/2018 P = Pits In/Out - C = Lap Time Cancelled

These data/results cannot be reproduced, stored and/or transmitted in whole or in part by any manner of electronic, mechanical, photocopying, recording, broadcasting or otherwise now known or herein after developed without the previous express consent by the copyright owner, except for reproduction in daily press and regular printed publications on sale to the public within 60 days of the event related to those data/results and always provided that copyright symbol appears together as follows below.

© DORNA WSBK ORGANIZATION Srl 2018



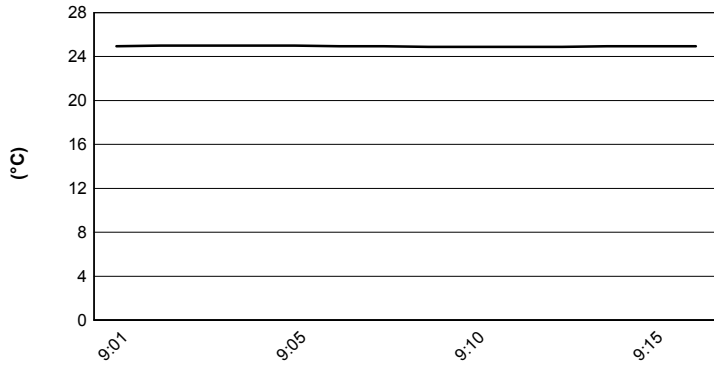
Portimao 4.592 m

**NOLAN Portuguese Round, 14 - 16 September 2018**

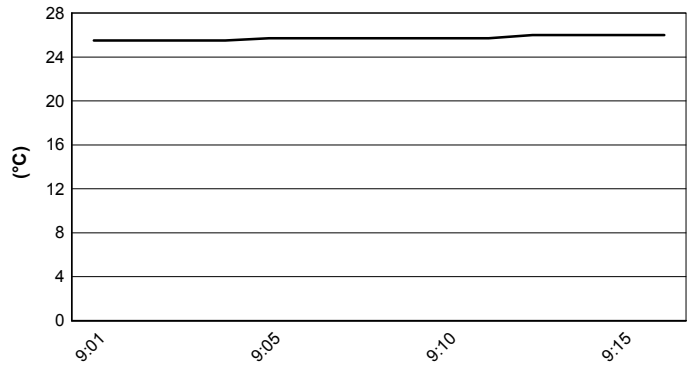
**Superstock 1000 - Weather Report Warm Up**

Session started 09:00 - Session ended 9:17

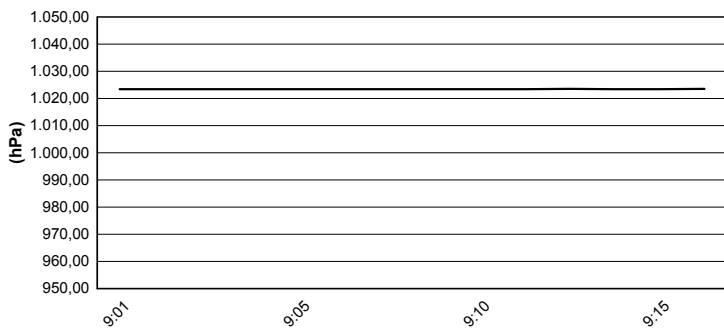
### Air Temperature



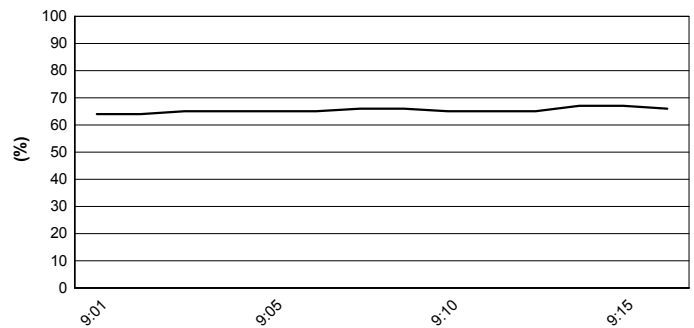
### Track Temperature



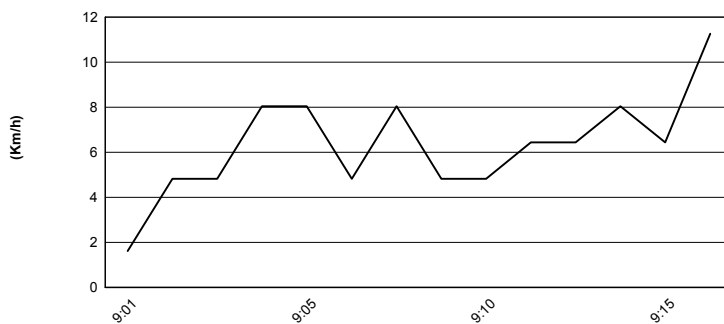
### Air Pressure



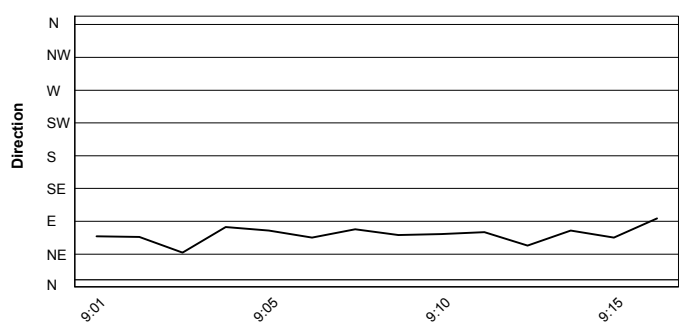
### Humidity



### Wind Speed



### Wind Direction



16/09/2018

These data/results cannot be reproduced, stored and/or transmitted in whole or in part by any manner of electronic, mechanical, photocopying, recording, broadcasting or otherwise now known or herein after developed without the previous express consent by the copyright owner, except for reproduction in daily press and regular printed publications on sale to the public within 60 days of the event related to those data/results and always provided that copyright symbol appears together as follows below.

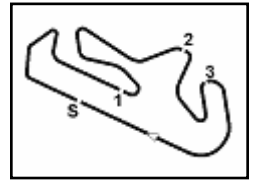
© DORNA WSBK ORGANIZATION Srl 2018



Official Tyre Supplier



Official Timekeeper



Portimao 4.592 m

### NOLAN Portuguese Round, 14 - 16 September 2018

#### Superstock 1000 - Starting Grid

14 Laps x 4,592 km = 64,288 km

Pos	Number	Name	Brand	Time
1	15	SANDI F.	Ducati	1'43.901
2	28	REITERBERGER M.	BMW	1'44.017
3	2	TAMBURINI R.	BMW	1'44.287
4	7	SCHEIB M.	Aprilia	1'44.668
5	21	MARINO F.	Yamaha	1'44.692
6	23	SALVADORI L.	BMW	1'45.321
7	70	VITALI L.	Aprilia	1'45.350
8	52	DELBIANCO A.	BMW	1'45.370
9	16	RUIU G.	Kawasaki	1'45.844
10	77	ALBERTO T.	Ducati	1'46.074
11	45	BUEHN J.	BMW	1'46.140
12	59	SCHACHT A.	Ducati	1'46.926
13	46	CUDEVILLE M.	Kawasaki	1'47.502
14	31	SUCHET V.	Kawasaki	1'47.743
15	33	YUDHISTIRA A.	Kawasaki	1'47.816
16	17	DE ULACIA L.	Kawasaki	1'49.270
17*	6	PUSCEDDU E.	BMW	1'46.522

N.6 (Pusceddu E.) will start from the pit lane according to Art. 1.21.23 (engine allocation)

16/09/2018 Jury President .....

\* = Penalized

These data/results cannot be reproduced, stored and/or transmitted in whole or in part by any manner of electronic, mechanical, photocopying, recording, broadcasting or otherwise now known or herein after developed without the previous express consent by the copyright owner, except for reproduction in daily press and regular printed publications on sale to the public within 60 days of the event related to those data/results and always provided that copyright symbol appears together as follows below.

© DORNA WSBK ORGANIZATION Srl 2018

FIKR PERUGIA TIMING



Official Tyre Supplier



Official Timekeeper